

M-flation and its spectators

M. Postma

Nikhef, Science Park 105 1098 XG Amsterdam, The Netherlands.

ABSTRACT: M-flation is an implementation of assisted inflation, in which the inflaton fields are three $N_c \times N_c$ non-abelian hermitean matrices. The model can be consistently truncated to an effectively single field inflation model, with all “spectator” fields fixed at the origin. We show that starting with random initial conditions for all fields the truncated sector is *not* a late-time attractor, but instead the system evolves towards quadratic assisted inflation with all fields mass degenerate. Demanding the energy density during inflation to be below the effective quantum gravity scale, we find that the number of fields, and thus the assisted effect, is bounded $N_c \lesssim 10^2$.

Contents

1. Introduction	1
2. Assisted inflation	3
2.1 Consistent truncation	4
2.2 Inflation in the $(\psi = 0)$ -sector	5
3. M-flation	5
3.1 Consistent truncation	7
3.2 Trace inflation	8
4. Number of spectator fields	9
4.1 Bounds on the number of species	10
4.2 UV behavior	10
5. Multi-field inflation	13
5.1 Assisted inflation	13
5.2 M-flation: Extended SU(2) sector	15
5.2.1 Inflation	17
5.3 The gauged $N_c = 3$ model	19
6. Conclusions	21
A. Perturbations in multi-field inflation	22
B. Interaction terms	24
B.1 $N_c = 2$ potential	26

1. Introduction

In chaotic models of inflation [1] the accelerated expansion of the universe can be implemented using the simplest potential one can think of, namely a single scalar field with a polynomial potential. The model predicts a large gravitational wave signal, falsifiable by the upcoming Planck data. There is a price to pay though. Inflation only works for very small couplings, for example, the quartic self-coupling should be smaller than $\lambda \lesssim 10^{-14}$. Another, even larger, drawback of this type of models is that the field value during inflation exceeds the

Planck scale.¹ The model is thus extremely UV sensitive: all non-perturbative operators in the potential should be suppressed below their “natural” value to retain perturbative control.

In assisted models [3] inflation is driven by many scalar fields simultaneously. This framework has the potential to address both of the drawbacks of single field chaotic inflation: tiny couplings and super-Planckian field values. Assisted inflation may proceed even if each of the individual fields has a potential too steep for that field to sustain inflation on its own. This is because each field experiences, via the altered expansion of the universe, the frictional effect of all scalars. Since steeper potentials can lead to inflation, larger couplings are allowed. Instead of having one field with a large amplitude drive inflation, there are now many fields with a small amplitude. This suggests that the UV behavior of the model is under control [4]. However, this statement should be taken with care [5]. Perturbative and non-perturbative arguments suggest that in theories with many species the effective scale where quantum gravity becomes strong is below the Planck scale [6, 7, 8]. If the field values are above the effective quantum gravity cutoff during inflation, the problem of UV sensitivity persists.

In most models of assisted inflation all scalars couple to each other only gravitationally, as cross-couplings between the fields tend to kill the assisted behavior [5, 9]. The system can be straightforwardly truncated to an effectively single field inflation sector [3, 10]. Typically, this sector is a late time attractor of the full system, and serves to describe the last 60 observable e-folds of inflation [3, 9]. Although the couplings appearing in the effective single-field potential are tiny, as needed for chaotic inflation, the couplings in the original Lagrangian are not. Likewise, although the effective inflaton field has super-Planckian field values during inflation, the individual fields appearing in the original Lagrangian do not.

Recently a matrix model of inflation was proposed, motivated from string theory, in which inflation is driven by matrix-valued scalar fields [11, 12]. M-flation, as this model was dubbed, can be seen as a specific implementation of assisted inflation. Truncating the model to a single field sector, the effective inflaton field is boosted and the effective couplings are suppressed by the number of fields in the model. However, unlike the simplest models of assisted inflation mostly studied in the literature, all scalar fields couple to each other. This has important consequences. First, the effective inflaton field and couplings depend more strongly on the number of fields in the model, enhancing the assisted effect. Secondly, the mass spectrum of the “spectator” fields, that is the fields orthogonal to the effective inflaton field that play no role during inflation, is highly non-degenerate. Both of these properties have the potential to improve the phenomenology of the model.

The above is surprising, as studies of assisted inflation have shown that cross couplings generically kill the assisted behavior. As we will show in this paper, this conundrum can be solved by noting that the truncated M-flation model of [11, 12] is *not* a late-time attractor. It corresponds to very special initial conditions. Moreover, despite the increased scaling of the

¹It follows from the Lyth bound [2] that in any single-field inflation model that predicts a measurable gravitational wave spectrum, the effective inflaton field changes by more than the Planck scale during inflation $\Delta\phi > m_p$.

fields and couplings, the UV behavior of the model is worse than in assisted models, as higher order operators in the potential grow with the number of fields in the theory. Not all is lost though. Starting with random initial conditions for all fields, the system generically evolves towards a late-time attractor solution which is nothing but quadratic assisted inflation — assisted inflation with many uncoupled fields that all have a quadratic potential.

This paper is organized as follows. We will compare M-flation with assisted inflation, focusing on the role of the spectator fields. The results for assisted inflation are mostly well known, since they have been studied extensively [3, 9, 5, 10]. We repeat them here for easy comparison. In the next two sections we start with a review of assisted inflation and M-flation respectively, focusing on the single field truncated sector. In §4 we discuss the UV sensitivity of both models. We find that assisted inflation does not improve the UV sensitivity with respect to single field chaotic inflation; the truncated M-flation model, unfortunately, makes it only worse. Demanding the energy density during inflation to be below the scale where quantum gravity becomes strong — lowered below the Planck scale by the many species in the theory — bounds the number of fields to be less than 10^4 .

In §5 we go beyond the truncated sector, and discuss the full multi-field dynamics (although for a limited number of fields) in both assisted and M-inflation. In §5.1 we show that the truncated assisted model is generically a late time attractor [3, 9]. §5.2 discusses M-flation truncated to a 3-field sector. This extension is already enough to show that the truncated single field model is not an attractor solution. Finally, in §5.3 we consider the evolution of all fields of the matrix model simultaneously (although for small matrices). The results are in line with what was already shown in the 3-field model. Provided the system evolves towards the Minkowski minimum with all fields at the origin, the late-time attractor is not the truncated M-flation model, but instead quadratic assisted inflation. In §6 we end with some concluding remarks. Appendix A summarizes the relevant formulas for the spectrum of density perturbations in multi-field inflation models. Appendix B lists the interactions terms for the spectator fields in M-flation.

2. Assisted inflation

In models of assisted inflation many fields evolve simultaneously during inflation [3]. In the simplest set-up the fields do not couple, and each field experiences the presence of the others only through the altered background expansion of the universe, which gives rise to additional damping. Although the potential for each individual field is too steep to yield inflation, thanks to the enhanced damping a period of slow roll inflation can nevertheless occur. In this section we give a short review of assisted inflation.

Consider a system consisting of N real fields ϕ_i with $i = 1, \dots, N$, with decoupled and equal potentials for each field $V = \sum_i \tilde{V}(\phi_i)$ with

$$\tilde{V}(\phi_i) = \frac{\mu_0^2}{2}\phi_i^2 + \frac{\kappa_0}{3}\phi_i^3 + \frac{\lambda_0}{4}\phi_i^4. \quad (2.1)$$

The Lagrangian is $\mathcal{L} = \sum_i \left(\frac{1}{2} \partial_\mu \phi_i \partial^\mu \phi_i - \tilde{V}(\phi_i) \right)$. Assuming a spatially homogeneous and isotropic FRW universe, the equations of motion are

$$\ddot{\phi}_i + 3H\dot{\phi}_i + \tilde{V}_{\phi_i} = 0, \quad \forall i \quad (2.2)$$

where $\tilde{V}_{\phi_i} = \partial_{\phi_i} \tilde{V}(\phi_i)$. The Hubble constant $3H^2 = \sum_i (\dot{\phi}_i^2/2 + \tilde{V})$, which acts as a damping term in the equations of motion above, scales with the number of fields N . The larger the number of fields the easier it is to get slow roll inflation, with all fields slowly rolling down the potential simultaneously. For equal initial field values, inflation is effectively driven by a single field, the adiabatic mode. This can be made explicit defining

$$\phi_1 = \phi_0, \quad \phi_i = \phi_0 + \psi_i \quad \text{for } i = 2, \dots, N. \quad (2.3)$$

Truncating to the $(\psi_i = 0)$ -sector, the action for the ϕ_0 mode is

$$\mathcal{L} = \frac{1}{2} N \dot{\phi}_0^2 - \sum_i \tilde{V}(\phi_0) \equiv \frac{1}{2} \dot{\phi}^2 - V(\phi) \quad (2.4)$$

where in the 2nd step we introduced the canonically normalized field $\phi^2 = N\phi_0^2$, and used that $V = \sum_i \tilde{V}(\phi_0) = N\tilde{V}(\phi_0)$. Parameterizing

$$V = N \left(\frac{1}{2} \mu_0^2 \phi_0^2 + \frac{1}{3} \kappa_0 \phi_0^3 + \frac{1}{4} \lambda_0 \phi_0^4 \right) = \frac{1}{2} \mu^2 \phi^2 + \frac{1}{3} \kappa \phi^3 + \frac{1}{4} \lambda \phi^4, \quad (2.5)$$

this implies the scaling of the couplings

$$\mu^2 = \mu_0^2, \quad \kappa = \kappa_0 / \sqrt{N}, \quad \lambda = \lambda_0 / N. \quad (2.6)$$

2.1 Consistent truncation

The truncation to the $(\psi_i = 0)$ -sector is consistent if this is a classically stable minimum. The equations of motion for the spectator fields ψ_i are

$$\ddot{\psi}_i + 3H\dot{\psi}_i + \tilde{V}_{\phi_i}(\phi_0 + \psi_i) - \tilde{V}_{\phi_i}(\phi_0) = 0. \quad (2.7)$$

This is the equation of motion for a scalar field in an effective potential $V_{\psi_i}^{\text{eff}} = \tilde{V}_{\phi_i}(\phi_0 + \psi_i) - V_{\phi_i}(\phi_0)$ [3, 10]. Integrating this expression gives

$$V^{\text{eff}} = C + \frac{1}{2} (\mu^2 + 2\kappa\phi + 3\lambda\phi^2) \psi_i^2 + \frac{1}{3} \sqrt{N} (\kappa + 3\lambda\phi) \psi_i^3 + \frac{N}{4} \lambda \psi_i^4 \quad (2.8)$$

with C an integration constant. If $V_{\psi_i}^{\text{eff}} = 0$ and $V_{\psi_i\psi_i}^{\text{eff}} > 0$ at $\psi_i = 0$ this is a classically stable minimum in which all masses are positive. This is the case for $(\mu^2 + 2\kappa\phi + 3\lambda\phi^2) > 0$. The effective mass of the inflaton field and the fluctuations are the same ($V_{\phi\phi} = V_{\psi_i\psi_i}^{\text{eff}}$), hence all fields are light during inflation. It is expected that the fluctuation fields will move away from the origin due to quantum fluctuations.

The $(\psi_i = 0)$ -sector is rather special, as it requires all fields to have equal initial values. However, it is also a late time attractor for more general initial values if $\psi_i = 0$ is the unique solution to the equation of motion (2.7) above [3]. This is e.g. the case if the potential is a single exponent or monomial. With random initial conditions for all fields, the slow roll parameters are less than unity and inflation starts as long as $\sum_i \phi_i^2 \gtrsim \mathcal{O}(1)$. The multi-field nature of the model is discussed in more detail in 5.1.

2.2 Inflation in the $(\psi = 0)$ -sector

Assisted inflation is truncated to an effective single field inflation model with a polynomial potential (2.5). There are isocurvature perturbations from the light spectator modes ψ_i , but these do not feed into the curvature perturbation.

The standard chaotic inflation results for a monomial potential $V = \lambda\phi^p$ are the following. Inflation ends when the slow roll parameter $\epsilon = 1$, which gives $\phi_{\text{end}} = p/\sqrt{2} \sim \mathcal{O}(1)$. See appendix A for the explicit definitions of slow roll parameters and the inflationary observables. Observable scales leave the horizon approximately $\mathcal{N}_* = 60$ e-folds before the end, when $\phi_* = \sqrt{2p\mathcal{N}_*} \sim \mathcal{O}(10)$ — here, and in the following, the subscript $*$ denotes the corresponding quantity at horizon exit. The spectral index is $n_s = 1 - (2+p)/(2\mathcal{N}_*)$, and to get the observed power spectrum fixes $\lambda = \{4 \times 10^{-11}, 2 \times 10^{-12}, 9 \times 10^{-14}\}$ for $p = \{2, 3, 4\}$. Finally, the ratio of tensor-to-scalar modes is $r = 4p/\mathcal{N}_*$. The gravitational wave amplitude is large, and quartic inflation is marginally excluded as it is $\sim 3\sigma$ away from the best fit WMAP value; quadratic inflation is still within the $\sim 2\sigma$ range [13].

Although inflation requires the effective inflaton field to have super-Planckian field values during inflation $\phi = \mathcal{O}(10)$, the fields appearing in the original Lagrangian are all below the Planck scale $\phi_0 < 1$ provided $N > 10^2$ is large enough. Furthermore, to get the right amplitude of density perturbations in quartic inflation requires $\lambda \sim 10^{-14}$ very small, whereas the original coupling λ_0 can be larger for large N (2.6). Note that the suppression of the cubic and quartic coupling is also beneficial for quadratic inflation, as it may help explain why the quadratic term dominates during inflation. It can however not explain the ratio between the inflaton and Planck mass $\mu/m_p \sim 10^{-5}$.

3. M-flation

M-flation is a multi-field model of inflation, in which the inflaton fields are non-commutative matrices. In this section we summarize the results of [11], and discuss the M-flation model truncated to the “SU(2)-sector”, for which inflation is effectively single field. M-flation is similar to assisted inflation, in that the fields and parameters appearing in the effective potential are scaled up/down by the total number of fields.

The fields in the model are three $N_c \times N_c$ non-commutative hermitian matrices Φ^i (we will also use the notation $\vec{\Phi} = \{\Phi^1, \Phi^2, \Phi^3\}$), corresponding to $N = 3N_c^2$ real degrees of freedom.

We will refer to N_c as the number of colors. The Lagrangian is $\mathcal{L} = \mathcal{L}_{\text{kin}} - V$ with

$$\begin{aligned}\mathcal{L}_{\text{kin}} &= \frac{1}{2} \text{Tr} (D_\mu \Phi^i D^\mu \Phi_i) \\ V &= \text{Tr} \left(\frac{\mu_0^2}{2} \Phi^i \Phi^i - \frac{i\kappa_0}{6} \epsilon_{ijk} [\Phi^i, \Phi^j] \Phi^k - \frac{\lambda_0}{8} [\Phi^i, \Phi^j] [\Phi^i, \Phi^j] \right)\end{aligned}\quad (3.1)$$

with repeated indices $i, j = 1, 2, 3$ summed over. The Lagrangian is invariant under a global $SU(2)$ symmetry acting on the indices i, j , and a global or local $SU(N_c)$ symmetry acting on the matrices. In the latter case the covariant derivative contains a gauge connection. The above Lagrangian is motivated from string theory, it arises as the world-volume theory of N_c coincident $D3$ -branes [11].

We decompose $\vec{\Phi}$ into a scalar ‘‘trace field’’ ϕ_0 and $3N_c^2 - 1$ ‘‘spectator fields’’ contained in the three matrices $\vec{\Psi}$ via [11]

$$\vec{\Phi} = \phi_0 \vec{J} + \vec{\Psi}, \quad (3.2)$$

with J^i are the generators of the N_c -dimensional irrep of $SU(2)$ which satisfy the usual relations

$$[J_i, J_j] = i\epsilon_{ijk} J_k, \quad \text{Tr}(J_i J_j) = N_c(N_c^2 - 1)/12\delta_{ij} \equiv \frac{1}{3} d_c \delta_{ij}. \quad (3.3)$$

It follows that $\phi_0 = 1/(d_c) \text{Tr}(\Phi^i J^i)$ and $\text{Tr}(\Psi^i J^i) = 0$; the trace field is aligned with \vec{J} , whereas the spectator fields are orthogonal to it. With this decomposition the kinetic term becomes

$$\mathcal{L}_{\text{kin}} = \frac{1}{2} d_c (D_\mu \phi_0)^2 + \frac{1}{2} \text{Tr}(D_\mu \vec{\Psi})^2. \quad (3.4)$$

The effectively single-field truncated $SU(2)$ -sector corresponds to $\vec{\Psi} = 0$; in this limit the potential reads

$$V^{(0)} = d_c \left(\frac{\mu_0^2}{2} \phi_0^2 + \frac{\kappa_0}{3} \phi_0^3 + \frac{\lambda_0}{4} \phi_0^4 \right) = \left(\frac{\mu^2}{2} \phi^2 + \frac{\kappa}{3} \phi^3 + \frac{\lambda}{4} \phi^4 \right). \quad (3.5)$$

In the 2nd step we introduced the canonically normalized field ϕ via

$$\phi^2 = d_c \phi_0^2 \quad (3.6)$$

and factored out factors of d_c in the definition of the couplings:

$$\mu^2 = \mu_0^2, \quad \kappa = \frac{\kappa_0}{\sqrt{d_c}}, \quad \lambda = \frac{\lambda_0}{d_c}. \quad (3.7)$$

In the large N_c limit $d_c \propto N_c^3 \propto N^{3/2}$ with N_c the number of colors and N the number of fields. Comparing with assisted inflation (2.6), we see that the effective inflaton field and quartic coupling scale with $N^{3/2}$ instead of N . The assistance of the spectator fields is more efficient. For example, to have $\lambda_0 \sim 1$ in quartic chaotic M-flation requires $N \sim 10^9$, whereas it would require $N \sim 10^{13}$ in assisted inflation.

3.1 Consistent truncation

The truncation to the $SU(2)$ -sector is consistent provided the potential contains no terms linear in $\vec{\Psi}$, and all the modes have a positive definite mass. In that case, starting with $\vec{\Psi} = \dot{\vec{\Psi}} = 0$, classically the spectator fields remain at the origin.

The linear potential is

$$V^{(1)} = \frac{1}{\sqrt{d_C}} \left[2\lambda\phi^3 + \frac{2\kappa}{3}\phi^2 + \frac{\mu^2}{2}\phi \right] \text{Tr}(\Psi^j J^j) = 0, \quad (3.8)$$

which indeed vanishes as $\vec{\Psi}$ has no components along \vec{J} , and the above trace is zero. To determine the mass spectrum of the spectator fields one needs to diagonalize the quadratic potential. This can be done introducing eigenvectors $\vec{\Psi} = \sum_w \vec{\psi}_w$ which satisfy

$$i\epsilon_{ijk}[J^i, \psi_w^j] = w\psi_w^k. \quad (3.9)$$

The quadratic potential becomes

$$V^{(2)} = \frac{1}{2} \left(\frac{\lambda}{2}\phi^2 w(w-1) - \kappa\phi w + \mu^2 \right) \text{Tr}(\psi_w^i \psi_w^i) \equiv \frac{1}{2}\mu_w^2 \text{Tr}(\psi_w^i \psi_w^i) \quad (3.10)$$

The mass eigenstates ψ_w are solutions of the eigenvalue equation (3.9) for a specific eigenvalue w . They can be further expanded in spherical harmonics of $SU(2)$. Since the action of J^i on the spherical harmonics is known, the eigenvalue equation (3.9) can be solved explicitly. The details can be found in [11, 14]; here we just summarize the results. The solutions come in three classes: $w = -1, -(l+1), l$, corresponding to so-called zero, α and β modes respectively. We write $\{\iota, \alpha, \beta\}_{lm}^i$, with as before, $i = 1, 2, 3$ the $SU(2)$ index, and l, m integer valued angular momenta indices.

1. Zero modes $\vec{\iota}_{lm}$ have $w = -1$, while $1 \leq l \leq N_c - 1$, and $-l \leq m \leq l$. From (3.10) the zero mode mass is $\mu_\iota^2 = V_\phi^{(0)}/\phi$, which vanishes in a $SU(N_c)$ breaking minimum with $\phi \neq 0$; the zero modes are the corresponding Goldstone bosons. If the $SU(N_c)$ symmetry is gauged, the Goldstone bosons are eaten by the gauge fields, and there are $N_c^2 - 1$ massive vector bosons in the spectrum with mass $m_A \sim g\phi$ and g the gauge coupling. Note that during inflation the $SU(N_c)$ symmetry is broken spontaneously.
2. α -modes $\vec{\alpha}_{lm}$ have $w = -(l+1)$, $1 \leq l \leq N_c - 1$ and $-(l-1) \leq m \leq (l-1)$. Each l -mode has a $(2l-1)$ -fold degeneracy, for a total of $1 - 2N_c + N_c^2$ modes. However, the mode $\vec{\alpha}_{10} \propto \vec{J}$ (see (B.2) for the explicit definition) is nothing but the trace field ϕ . The mass of the $(l=1)$ -state equals the ϕ -mass, as it should for this identification to work. Thus the number of α modes is $N_c(N_c - 2)$.
3. β -modes $\vec{\beta}_{lm}$ have $w = l$, $0 \leq l \leq N_c - 1$ and $-(l+1) \leq m \leq (l+1)$. Each l -mode has a $(2l+3)$ -fold degeneracy, for a total of $N_c(N_c + 2)$ modes.

For a global $SU(N_c)$ system the total number of spectator modes $\vec{\psi}_w$ is $(N_c^2 - 1) + N_c(N_c - 2) + N_c(N_c + 2) = 3N_c^2 - 1$. Together with the trace field ϕ this makes up the $N = 3N_c^2$ d.o.f. of three $N_c \times N_c$ hermitian matrices $\vec{\Phi}$. For a local $SU(N_c)$ system the zero modes are eaten during inflation, and there are $N = 2N_c^2 + 1$ scalar d.o.f. corresponding to the α , β modes and the trace field. In addition there are $N_c^2 - 1$ massive gauge fields with $m_A \sim g\phi$.

If all masses are positive definite during inflation, it is classically consistent to set $\vec{\psi}_w = 0$. For heavy fields $\mu_w^2 \gtrsim H^2 \approx V_0/3$ the origin is stable quantum mechanically as well. However, light fields will quantum fluctuate during inflation, moving away from the origin by a random walk effect. The zero modes have a mass comparable to the inflaton mass, and thus they are all light. The α and β mode spectrum is non-degenerate; only the states with small angular momentum are light.

3.2 Trace inflation

The multi-field matrix model reduced to the $SU(2)$ -sector yields single field inflation. In a string theory set-up the action arises from a stack of N_c D3-branes in a curved background; in these models the κ -parameter is not independent [11, 12, 14]:

$$\kappa = -3\sqrt{\lambda/2}\mu. \quad (3.11)$$

This brings the potential in the ‘‘symmetry breaking’’ form

$$V = \frac{1}{4}\lambda\phi^2(\phi - \bar{\mu})^2, \quad \text{with } \bar{\mu} = \mu\sqrt{2/\lambda}. \quad (3.12)$$

For definiteness, in the remainder of this paper we will concentrate on this specific potential; the generalization to generic κ -values is straightforward. We will call this model trace inflation, as it only involves the trace field. The potential (3.12) has two minima at $\phi_{\min} = 0, \bar{\mu}$, with a maximum in between at $\phi_{\max} = \bar{\mu}/2$. It is symmetric under $\phi \rightarrow -\phi + \bar{\mu}$, that is symmetric around ϕ_{\max} .

Taking $\bar{\mu} \ll \phi_*$, the $\bar{\mu}$ -term can be neglected during observable inflation and the potential is approximately quartic $V = (\lambda/4)\phi^4$. This gives the usual result for the spectral index and tensor ratio. In the opposite limit $\bar{\mu} \rightarrow \infty$ (but $\lambda\bar{\mu}^2$ kept finite) the potential around both minima is approximately quadratic with corrections suppressed by factors $\phi_*/\bar{\mu}$. We can expand the potential during inflation around the origin in small $\phi_*/\bar{\mu}$ ²; the result for the slow roll parameters is

$$\epsilon_* = \frac{2}{3\phi_*^2} \left(1 - 2\frac{\phi_*}{\bar{\mu}} + \dots \right), \quad \eta_* = \frac{2}{3\phi_*^2} \left(1 - 4\frac{\phi_*}{\bar{\mu}} + \dots \right) \quad (3.13)$$

with the ellipses denoting higher order corrections in $\phi_*/\bar{\mu}$. The first order corrections cancel in the expression for the spectral index $n_s = 2\eta - 6\epsilon$, which gets only corrected at second

²The expansion around the $\phi_{\min} = \bar{\mu}$ minimum gives the same result. The corresponding slow roll parameters can be found applying the symmetry $\phi \rightarrow -\phi + \bar{\mu}$ to (3.13).

order. However, the tensor to scalar ratio $r = 16\epsilon$ is already affected at first order. While the deviations from a quadratic potential are small for the spectral index, less than 0.1%, the corrections to r are appreciable, of order 10% for $\bar{\mu} = 10 - 10^3$, and the potential is distinguishable from a purely quadratic potential. Large deviations from either a quartic or quadratic potential are only expected for intermediate values $\bar{\mu} \sim \phi_* = \mathcal{O}(10)$.

Inflation occurs for super-Planckian field values $\phi \sim \mathcal{O}(10)$. This corresponds to sub-Planckian values for the field ϕ_0 appearing in the original Lagrangian provided $N_c > 10$. As mentioned before, to have order one couplings λ_0, κ_0 requires a large number of fields $N \sim N_c^2 \sim 10^9$.

Just as in assisted inflation there is no fine-tuning of the initial conditions needed to get inflation. As long as $\phi^2 + \sum |\vec{\psi}_w|^2 \gg 1$, the slow roll parameters are small, and inflation will start. Because of all the cross couplings between the fields in the potential, it is not straightforward to determine whether the SU(2)-sector is a late time attractor solution, and thus a sufficient description to describe the last 60 e-folds of inflation. We return to these issues in §5.

4. Number of spectator fields

Both perturbative [6, 15] and non-perturbative [7, 8] arguments suggest that the scale where quantum gravity becomes strong is lowered in theories with many particles. This has implications for the UV behavior of assisted inflation and M-flation [5]. Even though in these models all scalar fields have sub-Planckian field values during inflation, the amplitudes may nevertheless exceed the effective quantum gravity scale. In addition bounds on the number of field in thesed models can be derived.

We restore explicit factors of m_p in this section.

The presence of a large number of fields makes gravity parametrically weaker. Radiative stability of Newton's constant suggest that the scale where quantum gravity becomes strong is lowered to [6, 15]

$$\Lambda^2 = \frac{m_p^2}{N_{\text{cl}}}, \quad (4.1)$$

where N_{cl} counts all the species with mass below the cutoff Λ . This may for example be deduced from one-loop corrections to the graviton propagator. The quadratic divergence can be absorbed in a redefinition of the Planck mass, and barring accidental cancellations this yields $m_p^2 \sim N_{\text{cl}} \Lambda^2$ with N_{cl} the number species running in the loop. The same cutoff follows from non-perturbative considerations of classical black holes [7, 8]. In particular, black holes of size Λ^{-1} with the cutoff given in (4.1) are no longer semi-classical, as they have lifetime $\tau_{\text{BH}} \sim \Lambda^{-1}$ shorter than their size. Species with a mass exceeding the cutoff Λ cannot be treated semi-classically, and do not enter the arguments.

4.1 Bounds on the number of species

A strong, and model-independent bound, on the number of species can be derived requiring that the energy density driving inflation is below the cutoff scale (4.1). For chaotic inflation $V_* \sim H_*^2 m_{\text{p}}^2 \sim 10^{-8} m_{\text{p}}^4$, and thus

$$V_*^4 < \Lambda^4 \quad \Leftrightarrow \quad N_{\text{cl}} < 10^4 \quad (4.2)$$

For larger N_{cl} the low energy effective description breaks down and a UV completion is needed. With this bound satisfied, all α and β modes of M-fflation have mass below the cutoff, and $N_{\text{cl}} \sim N$. Indeed, the heaviest state $\vec{\psi}_w$ has $w \sim N_c$ with $\mu_w^2 \sim \lambda \phi^2 N$ (3.10), and thus

$$\mu_{(w \sim N_c)} < \Lambda \quad \Leftrightarrow \quad N_{\text{cl}} < 10^5 f. \quad (4.3)$$

Here $f = 10^{-5}/(\sqrt{\lambda}\phi) \geq 1$ which is saturated if the potential during inflation is dominated by the quartic term. If (4.2) is satisfied, (4.3) is automatically satisfied as well. All α and β modes, and in the ungauged model also the zero modes, have mass below the cutoff Λ . In gauged M-fflation the zero modes are eaten by the gauge bosons which pick up a mass $\mu_A \sim g\phi_* \gtrsim m_{\text{p}}$ during inflation (and possibly $\mu_A \sim g\bar{\mu}$ after inflation if the inflaton settles in the $\phi = \bar{\mu}$ minimum). The heavy gauge fields may be integrated out consistently, and the low energy effective theory is just the ungauged model but without the zero-modes.

Other bounds on the number of species can be found in the literature [16, 17, 18], but these are all much weaker. For example, the gradient energy of the light quantum fluctuating spectator fields is bounded to be less than the potential energy driving inflation [19, 20]:

$$\sum (\nabla \vec{\psi}_w)^2 < V_* \quad \Leftrightarrow \quad N_{\text{light}} < 8\pi^2 \left(\frac{m_{\text{p}}^2}{H_*^2} \right) \sim 10^{10} \quad (4.4)$$

with N_{light} the number of light fields with $\mu_w^2 < H^2$. In assisted inflation all fields and in ungauged M-fflation all zero modes are light, and $N_{\text{light}} = N$. However, in gauged M-fflation only the lowest lying α and β modes are light, and (4.4) is easily satisfied. Bounds of similar magnitude can be derived from black hole arguments. The cutoff (4.1) can be rewritten as a bound on the number of species, by noting that all particles N_{cl} have mass $\mu_w < \Lambda$. For a degenerate mass spectrum this gives [7]

$$N < (m_{\text{p}}/\mu)^2 \quad (4.5)$$

Applying this bound to the post-inflationary vacuum, even the most constrained gives only $N < 10^{10}$.

4.2 UV behavior

As in every single field chaotic inflation model, the effective inflaton field in assisted inflation and M-fflation has super-Planckian values during inflation. However, the fields appearing in the original Lagrangian all have values below the Plank scale. This has led to assertions that

corrections from higher order operators are small, and the UV behavior of the theory is under control [4]. As we have seen in the previous subsection, in theories with many species, the effective cutoff where quantum gravity effects become strong is lowered (4.1). This suggests that for a good UV behavior the requirement is that all field amplitudes, or at least the energy scale during inflation $V_*^{1/4}$, is below the cutoff $\Lambda = m_p/\sqrt{N_{\text{cl}}}$ rather than below the Planck scale [5, 15, 21]. In this subsection we discuss the UV behavior of assisted inflation and M-flation, starting with the former.

Assisted inflation So far we have only considered the renormalizable part of the potential. Working in an effective field theory set-up, one needs to include all non-renormalizable operators consistent with the symmetries of the model. These additional operators are suppressed by some cutoff Λ , which is the scale of new physics. The full potential for the field ϕ_i is

$$\tilde{V}(\phi_i) \supset \alpha_d \frac{\phi_i^{4+d}}{\Lambda^d}. \quad (4.6)$$

For the effective single field potential $V = N\tilde{V}$ this translates to

$$V = \frac{1}{2}\mu_0^2\phi^2 + \frac{\kappa_0}{\sqrt{N}}\phi^3 + \frac{\lambda_0}{N}\phi^4 + \sum_{d \geq 1} \frac{\alpha_d}{N}\phi^4 \left(\frac{\phi^2}{\Lambda^2 N} \right)^{d/2}. \quad (4.7)$$

Assuming $\alpha_d \sim \mathcal{O}(1)$, higher order operators are small provided

$$\frac{\phi^2}{N\Lambda^2} \ll 1. \quad (4.8)$$

During chaotic inflation $\phi = \mathcal{O}(10)m_p$. If one takes the cutoff at the Planck scale $\Lambda = m_p$, then the whole series of non-perturbative operators is under control in the large $N \gg 10^2$ limit [4]. However, as discussed, in a theory with many particles the scale where quantum gravity effects become large is lowered [5]. Taking (4.1) as the cutoff, (4.8) exceeds one, and *all* higher order terms are large during inflation. The theory is extremely UV sensitive, and control over higher order operators is lost. In this respect assisted inflation does not improve over non-assisted single field chaotic inflation, as in both set-ups the inflaton field exceeds the effective cutoff during inflation ($\phi_0 > \Lambda = m_p/\sqrt{N}$ in assisted inflation, and $\phi > m_p$ in single field chaotic inflation respectively).

Above we assumed that the coefficients of the higher order terms are $\alpha_d \sim \mathcal{O}(1)$. Although this seems a reasonable assumption, it is not necessarily true. Linde argues [21] that the constant part of the scalar field does not appear in the gravitational diagrams directly, but only via its effective potential V and the masses of particles interacting with the scalar field ϕ . Thus the expansion should be in V/Λ^4 or $m(\phi)^2/\Lambda^2$ rather than in ϕ/Λ . An explicit example for which this reasoning applies is (the low energy limit of) a supergravity model of chaotic inflation, where the inflaton has a shift symmetry [22]. If true, the UV behavior is under control as long as the number of fields is bounded (4.2).

It follows that for either an expansion in ϕ/Λ or in V/Λ^4 the control over UV physics is the same in single-field and in multi-field assisted chaotic inflation. With this in mind the main (and only) advantage of assisted inflation is that the couplings are suppressed by factors of N , and do not have to be as small as in standard chaotic inflation. However, the assisted behavior is limited (4.2); the quartic coupling $\lambda = \lambda_0/N$ (2.6) can be suppressed by at most a factor 10^4 .

M-flation To assess the UV behavior of M-flation, write down all renormalizable and non-renormalizable operators consistent with all symmetries:

$$V = \sum_{d=1} \text{Tr} \left(\frac{\alpha_d}{\Lambda^{2(d-1)}} (\Phi^i \Phi^i)^{d+1} + \frac{\kappa_d}{\Lambda^{3d-1}} (\epsilon_{ijk} [\Phi^i, \Phi^j] \Phi^k)^{d+1} + \frac{\lambda_d}{\Lambda^{4d}} ([\Phi^i, \Phi^j] [\Phi^i, \Phi^j])^{d+1} + \dots \right) \quad (4.9)$$

Suppressing order one coefficients, and writing the potential in terms of the canonical normalized field ϕ gives

$$V = \alpha_0 \Lambda^2 \phi^2 + \frac{\kappa_0}{\sqrt{d_c}} \phi^3 + \frac{\lambda_0}{d_c} \phi^4 + \sum_{d=1} \left(\alpha_d \Lambda^2 \phi^2 \left(\frac{\phi^2}{\Lambda^2} \right)^d + \frac{\kappa_d \Lambda}{\sqrt{d_c}} \phi^3 \left(\frac{\phi^3}{\sqrt{d_c} \Lambda^3} \right)^d + \frac{\lambda_d}{d_c} \phi^4 \left(\frac{\phi^4}{d_c \Lambda^4} \right)^d + \dots \right) \quad (4.10)$$

where we can identify $\mu_0^2 = \alpha_0 \Lambda^2$. The ellipses denote products of the α, κ and λ -terms. For now, assume $\alpha_d, \kappa_d, \lambda_d \sim \mathcal{O}(1)$.

First take the cutoff at the Planck scale $\Lambda = m_p$. All κ_d and λ_d interactions are under control during inflation if $d_c > (\phi/m_p)^6 \sim 10^6$ or $N_c > 10^2$; the strongest constraint comes from the κ_d -terms. But the α_d terms are problematic, as they are not suppressed by factors of N_c . Hence, unless there is a UV completion in which these terms are absent, or unnaturally small, they ruin inflation. In fact, all higher order operators containing factors of $(\Phi_i \Phi_i)^d$ have the same problem. This problem was already apparent in the renormalizable inflaton potential. Although κ_0 and λ_0 can be large, as the effective couplings (3.7) are suppressed by powers of N_c , this is not the case for the mass term $\mu = \mu_0$. To get inflation one has to tune the hierarchy $\mu \lesssim 10^{-5} m_p$.

The situation gets worse if one takes into account that the effective cutoff where quantum gravity effects become important is lowered below the Planck scale by the many particles in the theory (4.1). In this case the κ_d -terms are proportional to $(\sqrt{N_c} \phi/m_p)^{3d}$, while the λ_d terms $\propto (N_c^{1/4} \phi/m_p)^{4d}$. The UV behavior is even worse than in single field chaotic inflation, as higher order terms grow with powers of N_c in addition to the usual powers of (ϕ/m_p) .

Once again, if following [21] the expansion should be in V/Λ^4 rather than ϕ/Λ the UV behavior is under control for $N < 10^4$ (4.2).

To conclude, just as for assisted inflation, the main and only advantage of M-flation over single-field chaotic inflation is that the couplings are suppressed by the number of fields. In M-flation the quartic coupling $\lambda = \lambda_0/N^{3/2}$ (3.7) can be suppressed by at most a factor

10^6 . But there is no gain in control over the non-renormalizable operators; on the contrary, M-flation may make the tuning only worse.

5. Multi-field inflation

So far we have focused on a truncated sector of assisted inflation and M-flation, in which inflation is effectively single field. If the truncated sector is an attractor solution the single field description is a good approximation for the last 60 e-folds of inflation (provided the total number of e-folds is much larger than 60), when observable scales leave the horizon.

If inflation in the truncated sector is *not* an attractor solution, the evolution of all fields should be taken into account for a correct description. The extra fields can change the dynamics with respect to truncated inflation in two ways. First, isocurvature perturbations may feed into the curvature perturbation, which yields potentially measurable deviations from the single field consistency relation (A.6). Multifield dynamics can also enhance non-Gaussianity. For assisted inflation and M-flation non-Gaussianity is suppressed by the smallness of the slow roll parameters and is negligible. Second, even if observable inflation is effectively single field and the isocurvature modes can be neglected (and unfortunately the multi-field dynamics cannot be probed directly), the effective potential is generically different than that of the truncated sector. The predictions for the inflationary observables such as the spectral index and the tensor-to-scalar ratio will differ. What is more, the nature of the assisted behavior, and the scaling of couplings and field with the number of fields, may differ.

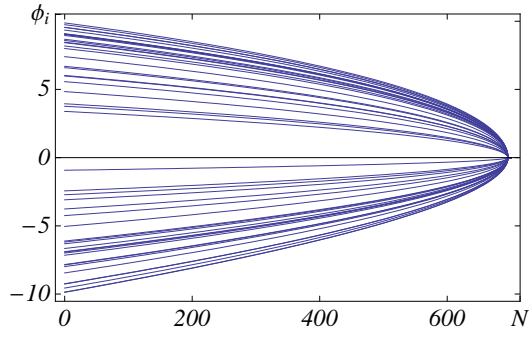
The details concerning perturbations in multi-field inflation, and the inflationary observables, can be found in appendix A.

5.1 Assisted inflation

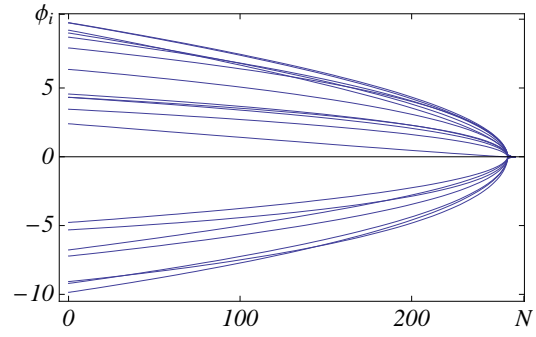
As discussed in §2.1 assisted inflation can be consistently truncated to the $(\psi = 0)$ -sector, corresponding to the set-up where all fields have equal initial amplitudes. As is well known, this sector is a late-time attractor if $\psi_i = 0$ is the unique solution to the equations of motion for the spectator fields (2.7), which happens for a simple monomial or exponential potential [3].

For a quadratic potential it is clear that inflation is effectively single-field, as one can always make a rotation in field space, such that the effective inflaton field is the only (canonically normalized) field with non-zero field value. Fig. 1(a) shows the evolution as a function of number of e-folds \mathcal{N} for $N = 50$ fields in quadratic assisted inflation. All fields are uncoupled, and have a degenerate mass; consequently their relative amplitudes remain constant with time. For all plots in Fig. 1 we choose random initial conditions for all fields from the interval $(\phi_i)_{\text{in}} \in [-\phi_{\text{max}}, \phi_{\text{max}}]$, with a flat distribution for $(\phi_i)_{\text{in}}^2$ with all values equally likely³.

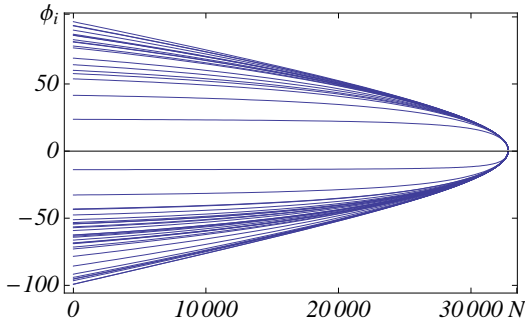
³ The probability density function for the initial amplitudes is taken $f(\phi_{\text{in}}) = \phi_{\text{in}}/\phi_{\text{max}}^2$ with support $\phi_{\text{in}} \in [-\phi_{\text{max}}, \phi_{\text{max}}]$. The corresponding probability distribution for ϕ_{in}^2 is flat: $\tilde{f}(\phi_{\text{in}}^2) = 1/\phi_{\text{max}}^2$ with support $\phi_{\text{in}}^2 \in [0, \phi_{\text{max}}^2]$.



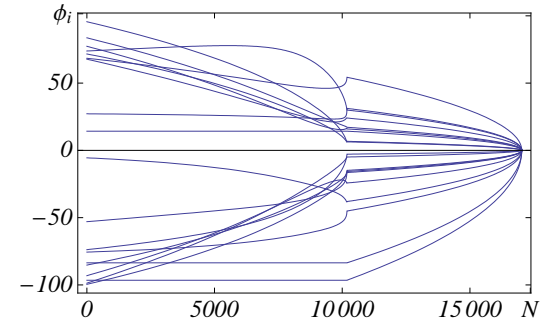
(a) Assisted inflation with $\phi_{\max} = 10$, $\bar{\mu} = 200$, giving $n_s = 0.967$.



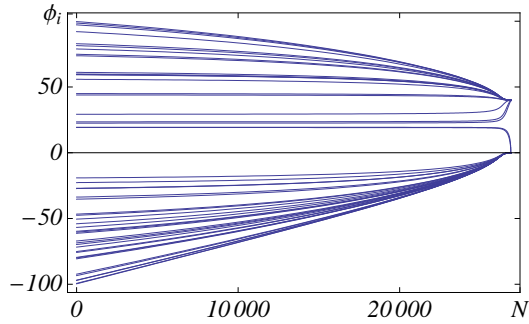
(b) M-flation with $\phi_{\max} = 10^2$, $\bar{\mu} = 1$, giving $n_s = 0.967$.



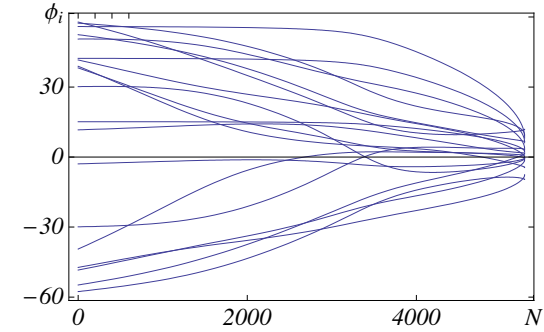
(c) Assisted inflation with $\phi_{\max} = 10^2$, $\bar{\mu} = 1$, giving $n_s = 0.95$.



(d) M-flation with $\phi_{\max} = 10^2$, $\bar{\mu} = 1$, giving $n_s = 0.967$.



(e) Assisted inflation with $\phi_{\max} = 10^2$, $\bar{\mu} = 40$.



(f) M-flation with $\phi_{\max} = 60$, $\bar{\mu} = 40$, evolving the wrong minimum with $V < 0$.

Figure 1: Evolution of fields in assisted inflation ($N = 50$) and M-flation ($N_c = 3$, gauged, $N = 19$) respectively, as a function of the number of e-folds \mathcal{N} . Initial conditions are chosen from a flat distribution for $(\phi_i)_{\text{in}}^2$ with $(\phi_i)_{\text{in}} \in [-\phi_{\max}, \phi_{\max}]$, see footnote 3.

In quartic inflation, that is set $\mu_0, \kappa_0 = 0$ in (2.1), the field with largest amplitude starts rolling first. As soon as it falls below the field with the next-to-largest amplitude, this field starts rolling as well, and both continue in unison. This process continues, and during the

last 60 e-folds all fields with an initially large amplitude roll together, a situation very well approximated by the truncated model. All fields with a small amplitude have not started rolling yet, and effectively decouple from assisted inflation.⁴ If inflation lasts much longer than 60 e-folds and the number of fields is large, the attractor solution will be reached before the end of inflation, and the truncated description applies. In the opposite limit, measurable deviations from single field inflation are possible. The reason is that the number of fields that only start rolling during the last 60 e-folds, and which act as perturbations on the adiabatic mode corresponding to all fields that started rolling before, is relatively large. Fig. 1(c) shows the evolution of $N = 50$ fields in quartic assisted inflation. The assisted behavior can be seen.

For the symmetry breaking potential (3.12) $\psi_i = 0$ is not always an attractor. Large deviations may occur for $\bar{\mu} \gtrsim \phi_* = \mathcal{O}(10)$, but smaller than the majority of the initial amplitudes of the fields. In this case, fields with initial amplitudes $|\psi_i|_{\text{in}} > \bar{\mu}$ or $(\psi_i)_{\text{in}} < 0$ start rolling first, and may settle in their respective minima before the end of inflation. The fields with amplitude $0 \lesssim (\psi_i)_{\text{in}} \lesssim \bar{\mu}$, if present, are the only ones rolling during the last 60 e-folds. If many, their motion can still be described by a truncated assisted model, but now the number of fields N is greatly reduced, and the initial amplitude of the participating fields is bounded. Clearly, simply truncating the *full* system would give the wrong results. Fig. 1(e) shows the evolution of the fields in assisted inflation with a symmetry breaking potential. Fields with a large amplitude settle in their minimum before the last 60 e-folds of inflation.

To summarize, the truncated assisted inflation model is a good description for observable inflation in the limit that $\bar{\mu} \rightarrow 0$ (and the potential is quadratic) and $\bar{\mu} \rightarrow \infty$ (and the potential is quartic). For intermediate values $\mathcal{O}(10) \lesssim \bar{\mu} \lesssim \langle \psi_i \rangle_{\text{in}}$ (with $\langle \psi_i \rangle_{\text{in}}$ the average initial amplitude of the fields), the truncated description may still apply but the parameters of the model are different.

5.2 M-flation: Extended SU(2) sector

So far we have concentrated on the SU(2)-sector of M-flation with only the trace field evolving during inflation, while all other fields are spectators. M-flation differs from assisted inflation in that all fields couple to each other, and it becomes much harder to determine in full generality whether the truncated sector is an attractor solution. In this subsection we will consider the simplest extension, truncating to the “extended SU(2)” sector containing three fields, valid for arbitrary N_c , while in the next subsection we consider the full gauged $N_c = 3$ model. As we will see, the SU(2)-sector is generically not an attractor of this system. We study how the multi-field dynamics alters inflationary predictions.

The “extended SU(2)” sector is the simplest multi-field generalization of the SU(2)-sector that allows for a consistent truncation. The three scalar fields ϕ_a are defined via $\Phi^i = \phi_a^i J^i + \Pi^i$

⁴The effective inflaton is $\phi = \sqrt{N}\psi$ with N the number of rolling fields, and ψ the (equal) amplitude of these individual fields. Fields with amplitude $\psi_i \lesssim \phi_{\text{end}}/\sqrt{N}$ remain frozen during inflation.

with $\phi_a^i = \phi_a \delta_{ai}$:

$$\begin{pmatrix} \Phi^1 \\ \Phi^2 \\ \Phi^3 \end{pmatrix} = \begin{pmatrix} \phi_1 J^1 + \Pi^1 \\ \phi_2 J^2 + \Pi^2 \\ \phi_3 J^3 + \Pi^3 \end{pmatrix}. \quad (5.1)$$

The extended SU(2) sector corresponds to $\vec{\Pi} = 0$. The Lagrangian is $\mathcal{L} = \mathcal{L}_{\text{kin}} - V$ with $\mathcal{L}_{\text{kin}} = \frac{1}{2} \sum_a (\partial_\mu \phi_a)^2$ and

$$V_X^{(0)} = \frac{\mu^2}{2} \sum_a \phi_a^2 + \sqrt{3} \kappa \phi_1 \phi_2 \phi_3 + \frac{3\lambda}{4} (\phi_1^2 \phi_2^2 + \phi_2^2 \phi_3^2 + \phi_1^2 \phi_3^2) \quad (5.2)$$

where, as before, we rescaled the field to put the kinetic term in canonical form (3.6), and absorbed factors of d_c in the couplings (3.7). The truncation to the extended SU(2) sector is still consistent since the potential linear in $\vec{\Pi}$

$$V_X^{(1)} = \frac{1}{\sqrt{C_N}} \text{Tr} \left\{ \left(6\lambda \phi_a^2 \phi_b + \frac{2\kappa}{\sqrt{3}} \phi_a \phi_b + \frac{\mu^2}{2} \right) \delta_{ai} \delta_{bj} J^i \Pi^j \right\} = 0 \quad (5.3)$$

vanishes as the trace $\text{Tr}(J^i \chi^i) = 0$ vanishes for each SU(2) component separately (no summation over i needed). The eigenvectors of (3.9) are still mass eigenstates, but now (l, m) -dependent functions of ϕ_a , that is the degeneracy with m is broken. We will assume that during inflation all spectator masses are positive — this is supported by $N_c = 3$ model in discussed in §5.3.

As a side remark, we can translate the above to the notation of §3. To do so define the trace field $\phi = \sum_a \phi_a / \sqrt{3}$, where the normalization is chosen to get a canonical kinetic term. Further identify in the traceless matrix $\vec{\Psi}$ (3.2) the two independent modes $\vec{\psi}_a$ with $a = 1, 2$, that have components along J^i , that is $\text{Tr}(\psi_a^i J^i) \neq 0$ for some SU(2) components i . The decomposition (3.2) for the SU(2) sector can then be rewritten into the form for the extended SU(2) sector (5.1): $\Phi^i = \phi J^i / \sqrt{d_c} + \Psi^i = (\phi + \psi_1^i + \psi_2^i) J^i / \sqrt{d_c} + \vec{\Pi}$. Choosing orthonormal modes $\text{Tr}(\vec{\psi}_a \cdot \vec{\psi}_b) = \delta_{ab}$, which ensures canonical kinetic terms for $\phi, \vec{\psi}_a$, gives

$$\vec{\phi}_1 = \frac{\vec{\phi}}{\sqrt{3}} + \frac{\vec{\psi}_1}{\sqrt{2}} + \frac{\vec{\psi}_2}{\sqrt{6}}, \quad \vec{\phi}_2 = \frac{\vec{\phi}}{\sqrt{3}} - \frac{\vec{\psi}_1}{\sqrt{2}} + \frac{\vec{\psi}_2}{\sqrt{6}}, \quad \vec{\phi}_3 = \frac{\vec{\phi}}{\sqrt{3}} - 2 \frac{\vec{\psi}_2}{\sqrt{6}} \quad (5.4)$$

where we defined $\vec{\phi} = \phi(1, 1, 1)$. Substituting in the potential (5.2) gives $V^{(0)}$ as before (3.5), while the potential quadratic in ψ_a is

$$V^{(2)} = \frac{1}{2} (\mu^2 - \kappa \phi) \sum_{a=1,2} \psi_a^2. \quad (5.5)$$

Comparing $V^{(2)}$ for the extended sector with the generic expression $V^{(2)}$ in (3.10), the two $\vec{\psi}_a$ modes can be identified with the $l = 1$ β -modes⁵.

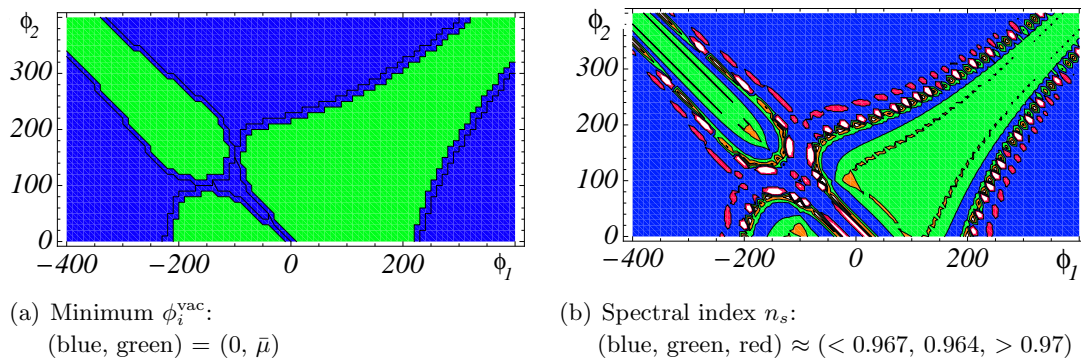


Figure 2: M-flation in extended SU(2) sector: Minimum and spectral for different initial values ϕ_1, ϕ_2 , with $\bar{\mu} = 40$ and $\phi_3 = 10^2$ kept fixed.

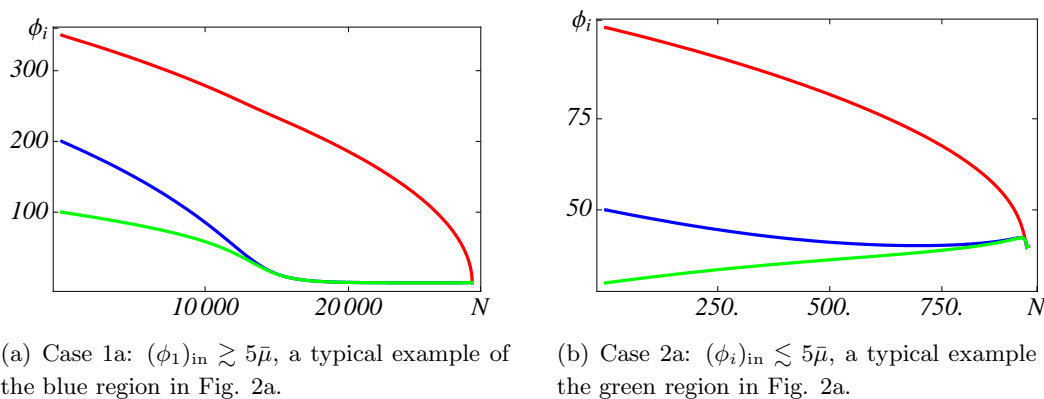


Figure 3: M-flation in extended SU(2) sector: evolution of the fields ϕ_1, ϕ_2, ϕ_3 as a function of the number of e-folds N for $\bar{\mu} = 40$ and different initial field values.

5.2.1 Inflation

We will discuss inflation in the extended SU(2) sector in terms of the ϕ_a fields, rather than using the trace field and ψ_a or the α and β modes, as the former enters the potential in a symmetric form (5.2). As before we take $\kappa = -3\sqrt{\lambda/2\mu}$ (3.11). In the limit that all fields are equal $\phi_i = \phi$, the potential reduces to the “symmetry breaking”-potential for the trace field (3.12); we will refer to this single field model discussed in §3.2 as “trace inflation”. The generic 3-field potential also has two minima, one with all fields at the origin $\phi_i = 0$ and one symmetry breaking minimum at $\phi_i = \bar{\mu}$. We numerically evolved the three fields through inflation, starting with some given initial conditions, and calculated the spectrum of density perturbations. More details on the procedure can be found in Appendix A

First consider the two limiting cases $\bar{\mu} \rightarrow \infty$ and $\bar{\mu} \rightarrow 0$ for which the potential reduces to a quadratic and quartic potential respectively. In the quadratic case, the fields decouple,

⁵To be precise, the trace field $\phi = \alpha_{10}$, and $\phi_{1,2} = \pm \text{Re}(\beta_{12})/\sqrt{3} + (\alpha_{10} - \beta_{10}/\sqrt{2})/3$, $\phi_3 = (\alpha_{10} + \sqrt{2}\beta_{10})/3$. Here we labeled the modes such that $\psi_{lm}^3 \propto Y_{lm}$ — see [14] and appendix B for more details. The expressions for $\vec{\psi}_a$ can be found from (5.4); since they are not mass eigenstates they do not map to pure α or β modes.

and inflation is effectively single field. However, in the quartic case the trace field is not a late time attractor. Unlike the uncoupled case of assisted inflation, where the field with the largest amplitude starts rolling first and picks up all the others along the way, now it is the field with the smallest amplitude that has the steepest potential and goes first. For definiteness, we order $|\phi_1|_{\text{in}} > |\phi_2|_{\text{in}} > |\phi_3|_{\text{in}}$, with the subscript “in” denoting the initial field values. Then ϕ_3 will roll down first; during the last 60 e-folds, only ϕ_2 is rolling while ϕ_1 is still frozen at a large amplitude. It is model dependent whether such a set-up gives a good post-inflationary phenomenology. If a mass term kicks in before ϕ_1 decays, which likely happens for $\bar{\mu}$ small but not absolutely zero, there will be an additional period of quadratic inflation driven by ϕ_1 .

Consider now intermediate $\bar{\mu}$ values. Just as for the quartic potential, trace inflation is not an attractor solution. But are there other late time attractors? Yes. The parameter space of initial conditions can be divided into two regions, corresponding to whether the system relaxes to the symmetry breaking minimum $\phi_i = \bar{\mu}$ or to the symmetry restoring minimum $\phi_i = 0$. The mass of each field is roughly inversely proportional to its amplitude. Consequently, the field with the largest initial field value is light and remains initially frozen, while the two other slightly heavier fields roll towards their minimum. Depending on initial conditions, in particular on the amplitude of the lightest field, the minimum is either the origin or the symmetry breaking minimum. The inflation phenomenology is fully determined by the vacuum the system ends up in. We order again $|\phi_1|_{\text{in}} > |\phi_2|_{\text{in}} > |\phi_3|_{\text{in}}$. Further we introduce the notation $\Delta_{ij} = (|\phi_i|_{\text{in}} - |\phi_j|_{\text{in}})/|\phi_i|_{\text{in}}$ which measures the degree of degeneracy of the initial field values. Parameter space divides into two regions depending on $|\phi_1|_{\text{in}}$ and Δ_{ij} . To be precise

1. The system relaxes to the $\phi_i = 0$ vacuum, if:
 - (a) $|\phi_1|_{\text{in}} \gtrsim 5\bar{\mu}$ large and $\delta_{12} > \mathcal{O}(10)\mu^2$ non-degenerate. This covers most of parameter space for large initial ϕ_1 amplitude.
 - (b) $|\phi_1|_{\text{in}} \lesssim 5\bar{\mu}$ small and $\delta_{23} < \mathcal{O}(10)\mu^2$ degenerate with $\phi_2 = -\text{sign}(\mu)\phi_3$. This is a small valley in parameter space for small initial ϕ_1 amplitude.
2. The system relaxes to the $\phi_i = \bar{\mu}$ vacuum, if:
 - (a) $|\phi_1|_{\text{in}} \lesssim 5\bar{\mu}$ small and $\delta_{12} > \mathcal{O}(10)\mu^2$ non-degenerate. This covers most of parameter space for small initial ϕ_1 amplitude.
 - (b) $|\phi_1|_{\text{in}} \gtrsim 5\bar{\mu}$ large and $\delta_{12} < \mathcal{O}(10)\mu^2$ degenerate. This is a an increasingly small valley in parameter space for larger initial ϕ_1 amplitude.

Note that 1(b) and 2(a) include as a special case trace inflation with all fields equal $\phi_i = \phi$. These (numerical) results are illustrated in Fig. 2(a), which shows the the minimum as a function of $\{(\phi_1)_{\text{in}}, (\phi_2)_{\text{in}}\}$, with $(\phi_3)_{\text{in}} = 10^2$ fixed and $\bar{\mu} = 40$. Fig. 2(b) shows the spectral index which, except for the boundary regions, is fully correlated with the vacuum structure. We will now discuss these results in more detail.

Consider first the $(\phi_i = 0)$ -minimum of case 1. For these initial conditions the two relatively heavy fields ϕ_2, ϕ_3 roll towards the origin, as shown in Fig. 3(a). With two of the three fields sitting at the origin the potential takes on the simple form $V|_{\phi_2=\phi_3=0} = (1/2)\lambda\bar{\mu}^2\phi_1^2$. During the last 60 e-folds only the adiabatic inflaton mode ϕ_1 rolls in a quadratic potential, giving rise to the usual single field results. Even though ϕ_2, ϕ_3 may be light during inflation and fluctuate, there is no subsequent conversion of these isocurvature modes into curvature modes during inflation, as both fields are trapped at the origin. In other words, observationally this set-up is indistinguishable from a single field chaotic inflation model with a quadratic potential.

Now the symmetry breaking minimum of case 2. The two relatively heavy fields ϕ_2, ϕ_3 roll towards their instantaneous minimum which is close to $\phi_i = \bar{\mu}$, as shown in Fig. 3(b). During the last 60-e-folds all three fields roll towards the symmetry breaking minimum, but since ϕ_2, ϕ_3 are already close, to a good approximation the inflaton can be identified with the initially large field ϕ_1 and multi-field effects are small — but not necessarily unobservable small. The effective inflaton potential is quadratic plus corrections; these corrections cancel to first order in the expression for the spectral index, but can be of order $\mathcal{O}(10\%)$ for the tensor to scalar ratio. This is similar to what we saw in trace inflation (3.13).

To summarize, for large initial field values (and a degenerate valley at small amplitudes) quadratic inflation is an attractor solution. Inflation is effectively single field during the last 60 e-folds, and the effect of the isocurvature perturbations on the observables is negligible. For smaller initial values (and a degenerate valley at large amplitudes) the corrections from quadratic inflation, both in n_s and r , are appreciable. Inflation is approximately single field, but observable 10% deviations from single field inflation are possible.

5.3 The gauged $N_c = 3$ model

In this section we discuss the gauged $N_c = 3$ model, which has 4 α - and 15 β -modes for a total of 19 fields ϕ_i . The 8 zero modes are eaten by the gauge bosons, which are heavy and can be integrated out. Although 19 fields is a small number compared to the large number of fields usually considered in assisted inflation, we think it is nevertheless large enough to get a good qualitative description of the dynamics of such multi-multi-field models. The interaction terms between the different fields is discussed in more detail in appendix B. The potential is too complicated to analyze analytically, and we mainly rely on our numerical results in this section.

Most of our results are just an extrapolation of what is already observed in the 3-field model of the extended SU(2) sector just discussed in §5.2. First of all, trace inflation is not an attractor solution. The trace field can be identified with the α_{10} -mode. Trace inflation would be an attractor if all fields would settle in their minimum, with only α_{10} rolling during the last 60 e-folds. What is seen, instead, is that all fields roll during the last e-folds. Figs. 1(b), 1(d), 1(f) show the evolution of all 19 fields as a function of the number of e-folds for different parameters and initial conditions.

In the limit $\langle\phi_i\rangle_{\text{in}} \ll \bar{\mu}$, with as before $\langle\phi_i\rangle_{\text{in}}$ the average initial field value, the quadratic terms dominate the potential. By construction the quadratic terms are diagonal, and thus the fields are uncoupled. Hence, in this limit we recover assisted quadratic inflation. By making a rotation in field space, one can always set all field values to zero, except for one field which has amplitude $\phi_{\text{eff}}^2 = \sum_i \phi_i^2$. This procedure makes it manifest that inflation can be described by a single field model, with the usual observables for quadratic inflation and without any multi-field corrections. This is illustrated in Fig. 1(b). The relative field amplitudes remain constant over time, which is the tell-tale sign of degenerate quadratic potentials.

In the opposite limit $\langle\phi_i\rangle_{\text{in}} \gg \bar{\mu}$ the quartic terms initially dominate the potential. All fields plummet down the potential, along the steepest direction set by the quartic terms, and within a relatively short time the fields lose much of their amplitude. As a consequence, the quartic and cubic terms become negligibly small, and the rest of the evolution is dominated by the quadratic terms. In particular this means that the last 60 observable e-folds of inflation are well described by an assisted quadratic inflation model. This is shown in Fig. 1(d).

We see that whatever the initial field values, single field quadratic inflation is a late time attractor of the system. The only possible exception is when $\langle\phi_i\rangle_{\text{in}} \sim \bar{\mu}$ — also in the extended SU(2) sectors we saw the largest deviation from single field inflation in this parameter regime. But now a new element kicks in. Whereas in the 3-field model of §5.2 the system always evolves towards the stable minimum with $V_{\text{min}} = 0$, for the multi-field $N_c = 3$ model with 19 fields this is not the case. In the two extreme limits $\langle\phi_i\rangle_{\text{in}} \ll \bar{\mu}$ and $\langle\phi_i\rangle_{\text{in}} \gg \bar{\mu}$ the potential is at all times dominated by either the quadratic or the quartic terms and this problem does not arise, the fields evolve towards $\phi_i = 0$. However for the intermediate $\bar{\mu}$ values under consideration this is not the case; the cubic terms may at some point during the evolution become important causing the system to overshoot and run off to some minimum with $V < 0$, ruining inflation. This is illustrated in Fig. 1(f). What happens is that initially the quartic terms dominate but not by much. Instead of the quartic and cubic term immediately plummeting down to negligible values, as happens in the $\langle\phi_i\rangle_{\text{in}} \gg \bar{\mu}$ limit, they only decrease by a moderate amount, and the cubic terms get a chance to dominate the potential later on.

Fig. 4 shows the chance of successful inflation as a function of $\bar{\mu}$ and ϕ_{max} , where we choose random initial conditions for all fields from a flat distribution for $(\phi_i)_{\text{in}}^2$ and $(\phi_i)_{\text{in}} \in [-\phi_{\text{max}}, \phi_{\text{max}}]$. For too small initial amplitudes $\langle\phi_i\rangle_{\text{in}}$, the initial slow roll parameters are too large to generate at least 60 e-folds of inflation. The other region where inflation does not work is for $\bar{\mu} \sim \langle\phi_i\rangle_{\text{in}}$, since, as explained above, the system evolves to the wrong minimum. In the whole parameter region where inflation takes place (except very near the boundary), the last 60 e-folds correspond to quadratic assisted inflation with $n_s \approx 0.67$, and the deviations from single field inflation are unobservably small.

To summarize, trace inflation is not an attractor solution. Starting with random initial amplitudes for all fields, either the system evolves towards an Anti-de Sitter vacuum and inflation does not work (for intermediate $\langle\phi_i\rangle_{\text{in}} \sim \bar{\mu}$), or quadratic assisted inflation with all masses degenerate is a late time attractor. In the latter case, the inflationary results are as in

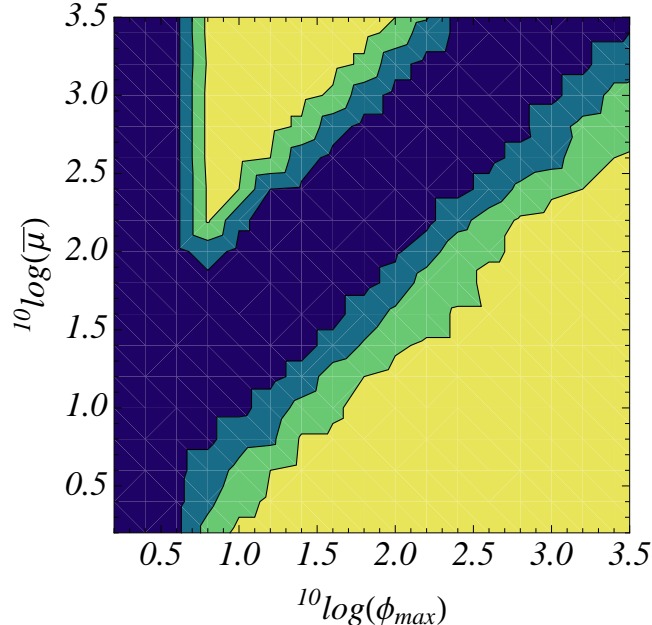


Figure 4: Gauged M-flation ($N = 19$, $N_c = 3$): Chance P of succesfull inflation for random initial conditions taken from a flat distribution for $(\phi_i)_{\text{in}}^2$, with $|(\phi_i)_{\text{in}}| < \phi_{\text{max}}$ and different values of $\bar{\mu}$. $P < 0.1$ in the blue region (no inflation), $P < 0.5$ in dark green, $P < 0.9$ in light green, and $P = 1$ in the yellow region (succesful inflation).

usual assisted inflation. In particular the fields and quartic coupling scale by the number of fields N (2.6), rather than a power $N^{3/2}$ as found in truncated M-flation (3.7).

6. Conclusions

In this paper we discussed the role of the spectator fields in M-flation.

In M-flation the inflaton fields are three $N_c \times N_c$ non-abelian hermitian matrices, corresponding to $N = 3N_c^2$ degrees of freedom. The model can be consistently truncated to an effectively single field inflation model, with all spectator fields fixed at the origin. This set-up can be viewed as an implementation of assisted inflation, in the sense that the effective inflaton field and its effective couplings are scaled up/down by the many fields in the theory. There is however an important difference: whereas in typical assisted models all fields are decoupled, the spectator fields of M-flation couple to each other. This leads to an enhanced assisted effect, and the fields and couplings scale stronger with the number of fields. However, this goes against the usual lore that cross-couplings tend to destroy the assisted inflation. How does this work for M-flation?

It does not work. Inflation in the truncated sector, dubbed trace inflation, is not a late time attractor of the system. Instead, starting with random initial amplitudes for all fields, the late-time attractor is quadratic assisted inflation with degenerate masses. All fields are

decoupled, rolling down the potential simultaneously. The usual results for assisted inflation apply, in particular the usual scaling with the fields.

We also looked at the UV behavior of the theory. In models with many species the effective quantum gravity scale is lowered $\Lambda = m_p/\sqrt{N}$. Demanding that the energy density during inflation is below the quantum gravity scale bounds the number of fields in the theory $N \lesssim 10^4$. The assisted effect is thus limited. For example the effective quartic self-coupling $\lambda = \lambda_0/N$ is at most scaled down by a factor 10^4 , and the coupling appearing in the original Lagrangian still has to be tuned small $\lambda_0 \lesssim 10^{-10}$. Viewing the inflaton model as a low-energy effective field theory, the control over the unknown physics at the UV scale is not enhanced with respect to usual single field chaotic inflation. The UV behavior in trace inflation is even worse. But this result is moot, as we have seen that trace inflation is not a late time attractor, and can only occur for fine-tuned initial conditions; for generic initial conditions M-flation evolves towards assisted inflation.

Acknowledgment

The author thanks Damien George and Sander Mooij for usefull comments, and the Dutch Science Organization (NWO) for financial support in the form of a VIDI grant.

A. Perturbations in multi-field inflation

In single field inflation there is only one scalar perturbation, the adiabatic perturbation, corresponding to fluctuations along the direction of the background trajectory. In multi-field inflation there are isocurvature perturbations as well, fluctuations orthogonal to the background trajectory. If the trajectory in field space changes direction, isocurvature perturbations source adiabatic perturbations [23]. In the slow roll limit, the rate of change of direction is suppressed. Nevertheless, the transfer depends on the total change of direction, which is an integration over time, and the cumulative effect can still be significant. This allows for a direct probe of the multi-field nature of the model.

Consider a system of N canonically normalized fields $\{\phi_i\}$, with i numbering the light fields. It is useful to go to a special basis in field space [23]. Introduce a set of orthonormal basis $\{\vec{e}_n\}$. Align the first vector along the direction of the background trajectory $e_\sigma^i = \dot{\phi}^i/\dot{\sigma}$ with $\sigma = e_\sigma^i \phi^i$ the adiabatic background direction, and $\dot{\sigma} = \sum_i \dot{\phi}_i^2$. All other $j = 1, \dots, N - 1$ vectors $\vec{e}_{\bar{s}_j}$ are orthonormal to the adiabatic mode. Note that the vectors \vec{e}_n may change with time. The slow roll parameters generalize to

$$\epsilon_n = \frac{1}{2} \left(\frac{e_n^i V_i}{V} \right)^2, \quad \eta_{nm} = \frac{V_{ij} e_n^i e_m^j}{V}, \quad (\text{A.1})$$

where we assumed canonical kinetic terms for all fields, and defined $V_i = \partial_{\phi_i} V$ etc. They can be either calculated in the new basis with $n = \{\sigma, s, \bar{s}_j\}$, or in the original basis $\{\phi^i\}$ using $e_j^i = \delta_j^i$. Inflation requires $\epsilon \equiv \sum \epsilon_n \ll 1$; to get sufficient e-foldings $\eta_{\sigma\sigma} \ll 1$ as well.

The number of e-folds to the end of inflation along the unperturbed path is

$$\mathcal{N} = \int_{\sigma_*}^{\sigma_e} \frac{H}{\dot{\sigma}} d\sigma. \quad (\text{A.2})$$

with σ_e the field value at the end of inflation when $\epsilon = 1$. The fluctuations in the number of e-folds when $\phi_i \rightarrow \phi_i + \delta\phi_i$ is [23, 24]

$$\delta\mathcal{N} = -\frac{H}{\dot{\sigma}}(\partial_i\sigma)\delta\phi^i\Big|_* + \frac{H}{\dot{\sigma}}(\partial_i\sigma_e)\delta\phi^i\Big|_e - \int_{t^*}^{t_e} dt \frac{2H}{\dot{\sigma}} \dot{e}_\sigma^i \delta\phi^i. \quad (\text{A.3})$$

The first term is the adiabatic perturbation produced at horizon exit. In single field inflation this would be the only contribution and $\dot{\zeta} = 0$ freezes as soon as $\delta\phi$ freezes, which is just after horizon exit. The second term contributes when the hyper-surface of the end of inflation is not orthogonal to the background inflation path. We will assume this term to be small. For the 3-field model of §5.2 we verified this explicitly, but it remains to be checked in full generality. Finally the last term captures the continuous sourcing of the adiabatic perturbations by the isocurvature perturbations, as the latter change the length of and speed along the inflationary trajectory.

For light modes the adiabatic and curvature perturbations are $\delta\sigma, \delta s_j \sim H/(2\pi)$. Expanding to first order $\delta\mathcal{N} = \mathcal{N}_i \delta\phi^i$ we can read off

$$\mathcal{N}_\sigma = -\frac{1}{\sqrt{2\epsilon_*}}, \quad \mathcal{N}_s = -2 \int_{\mathcal{N}_*}^{\mathcal{N}_e} d\mathcal{N} \frac{2}{\sqrt{2\epsilon}} (\vec{e}_\sigma' \cdot \vec{e}_{s_*}), \quad (\text{A.4})$$

where prime denotes derivative w.r.t. to the number of e-folds $d\mathcal{N} = Hdt$, and we used $\sigma' = \sqrt{2\epsilon}$. We take $\mathcal{N}_e - \mathcal{N}_* = 60$ e-folds of observable inflation. In slow roll inflation the integrand of \mathcal{N}_s is suppressed by the smallness of the slow roll parameters. Nevertheless, since the integration is over the last 60 e-folds, the accumulated effect can be order one. The curvature perturbation at the end of inflation is then [24, 25]

$$\mathcal{P}_\zeta = \frac{H^2}{4\pi^2} (\mathcal{N}_\sigma^2 + \sum_j \mathcal{N}_{s_j}^2) = \frac{P_\zeta|_*}{\sin^2 \Delta}, \quad (\text{A.5})$$

with $P_\zeta|_* = (H^2/4\pi^2)\mathcal{N}_\sigma^2$ and Δ the correlation angle between the curvature and isocurvature modes which parametrizes the growth of the curvature perturbation after horizon exit, fed by the isocurvature perturbations. Explicitly $\sin^2 \Delta = \mathcal{N}_\sigma^2/(\mathcal{N}_\sigma^2 + \mathcal{N}_s^2)$. In the limit of effectively single field inflation, and no sourcing of adiabatic perturbations, $\sin^2 \Delta = 1$.

The tensor perturbations remain frozen $\mathcal{P}_T = \mathcal{P}_T|_*$, and the consistency condition for the tensor-scalar amplitudes becomes [25, 26, 27, 28, 29]

$$r = \frac{\mathcal{P}_T}{\mathcal{P}_\zeta} = -8n_T \sin^2 \Delta = 16\epsilon \sin^2 \Delta, \quad (\text{A.6})$$

with n_T the spectral index of the tensor signal. Hence, $\sin^2 \Delta$ measures the deviation from single field inflation which can be probed experimentally if a gravitational wave signal is

detected. The calculation of $\sin^2 \Delta$ requires the integration of all field perturbations [30], which is beyond the scope of this paper. The values of the power spectrum, spectral index, and scalar-to-tensor rate quoted throughout the paper correspond to the contribution of the adiabatic mode only, with the isocurvature modes neglected. This is a very good approximation for most of parameter space (whenever the attractor solution is reached, inflation is effectively single field).

Numerically, we solve the equations of motion as formulated in (5.1) of [31]; (5.2) of the same reference gives the expression for the adiabatic power spectrum denoted \mathcal{P}_{ζ_*} here. The adiabatic spectral index is $(n_s - 1) = d \ln \mathcal{P}_{\zeta_*} / d\mathcal{N}$.

B. Interaction terms

In this appendix we will concentrate on the gauged model, and only consider the interaction terms for the α and β modes. The trace field can be identified with the α_{10} mode; we treat it here on equal footing with all other fields. We just summarize the main results; more details and derivations can be found in [14].

Introduce the notation $\rho, \sigma, \theta, \mu = \{klm\}$ with $k = \alpha, \beta$ for the alpha and beta-modes respectively, and $\{lm\}$ the angular momenta under SU(2). Further $Y_{\rho z} = Y_{lm}$ and $Y_{\rho \pm} = Y_{l(m \pm 1)}$, with Y_{lm} the irreducible spin lm representation of SU(2), normalized to

$$\text{Tr}(Y_{l'm'}^\dagger Y_{lm}) = \delta_{l'l} \delta_{m'm}. \quad (\text{B.1})$$

Defining $\Phi^\pm = \Phi^1 \pm i\Phi^2$, we can expand the three $N_c \times N_c$ matrices

$$\vec{\Phi} = \begin{pmatrix} \Phi^+ \\ \Phi^- \\ \Phi^3 \end{pmatrix} = \sum_{\rho} x_{\rho} \begin{pmatrix} f_+(\rho) Y_{\rho+} \\ f_-(\rho) Y_{\rho-} \\ f_3(\rho) Y_{\rho 3} \end{pmatrix}, \quad (\text{B.2})$$

with

$$\{f_{\pm}(\rho), f_3(\rho)\}_{\rho=(\alpha, l, m)} = \frac{1}{\sqrt{l(2l+1)}} \{ \sqrt{(l \pm m)(l+1 \pm m)}, \sqrt{(l+m)(l-m)} \}, \quad (\text{B.3})$$

$$\{f_{\pm}(\rho), f_3(\rho)\}_{\rho=(\beta, l, m)} = \frac{1}{\sqrt{(l+1)(2l+1)}} \{ \sqrt{(l \mp m)(l+1 \mp m)}, \sqrt{(l+1+m)(l+1-m)} \},$$

for α and β modes respectively.

Kinetic and quadratic terms With these definitions the kinetic terms are canonical for the x_{ρ} modes:

$$\begin{aligned} \mathcal{L}_{\text{kin}} &= \frac{1}{2} \text{Tr} (\partial_{\mu} \Phi^i \partial^{\mu} \Phi^i) \\ &= \frac{1}{2} \partial_{\mu} x_{klm} \partial^{\mu} x_{k'l'm'}^* \left[-\frac{1}{2} (f_+(klm) f_-(k'l-m) + f_-(klm) f_+(k'l-m)) + f_z(klm) f_z(k'l-m) \right] \\ &= \frac{1}{2} |\partial x_{klm}|^2. \end{aligned} \quad (\text{B.4})$$

Here we used $Y_{lm} = (-1)^m Y_{l-m}^\dagger$, and $x_{lm}^* = (-1)^m x_{l-m}$, which both follow from the reality condition for hermitian matrices. Further we used that for any vector \vec{x} we have $\sum_i x^i x^i = (x^1)^2 + (x^2)^2 + (x^3)^2 = 1/2(x^+ x^- + x^- x^+) + (x^3)^2$, with $x^\pm = x^1 \pm ix^2$. We can express the Lagrangian in terms of manifestly real fields by writing

$$\text{Re}(x_{lm}) = \frac{1}{2}(x_{lm} + (-1)^m x_{l-m}), \quad \text{Im}(x_{lm}) = \frac{1}{2}(x_{lm} - (-1)^m x_{l-m}). \quad (\text{B.5})$$

Similarly to the kinetic terms, the quadratic terms in the potential are diagonal

$$V^{(2)} = \frac{1}{2} \text{Tr}(\Phi^i \Phi^i) = \frac{1}{2} |\partial x_{klm}|^2. \quad (\text{B.6})$$

Cubic interactions The cubic interactions are

$$\begin{aligned} V^{(3)} &= -\frac{i\kappa_0}{6} \text{Tr}(\epsilon_{ijk} [\Phi^i, \Phi^j] \Phi^k) = -\frac{\kappa_0}{6} \text{Tr}([\Phi^-, \Phi^+] \Phi^3 + \text{cycl.}) \\ &= -\frac{\kappa_0}{2N_c^{3/2}} x_\rho x_\sigma x_\theta f_3(\rho) f_-(\sigma) f_+(\theta) b(\sigma_-, \theta_+, \rho_3), \end{aligned} \quad (\text{B.7})$$

with ‘‘cycl.’’ meaning cyclic permutations in $\{-, +, 3\}$. In the 2nd step we used $\epsilon_{-+3} = 1/(2i)$. To get the last line we used that $[Y_\rho, Y_\sigma] = N_c^{-3/2} b(\rho, \sigma, \theta) Y_\theta^\dagger$ and the normalization conditions (B.1). Here

$$\begin{aligned} b(\rho, \sigma, \theta) &= \frac{1}{2} \left(1 - (-1)^{l_\rho + l_\sigma + l_\theta} \right) \\ &\quad (-1)^{N_c} N_c^{3/2} \sqrt{(2l_\rho + 1)(2l_\sigma + 1)(2l_\theta + 1)} \begin{pmatrix} l_\rho & l_\sigma & l_\theta \\ m_\rho & m_\sigma & m_\theta \end{pmatrix} \left\{ \begin{matrix} l_\rho & l_\sigma & l_\theta \\ \Theta & \Theta & \Theta \end{matrix} \right\}, \end{aligned} \quad (\text{B.8})$$

with $\Theta = (N_c - 1)/2$ and (...) and {...} the Wigner 3j and 6j symbol. The function b is non-zero only if

$$\begin{aligned} (1) \quad & l_\rho + l_\sigma + l_\theta = \text{odd}, & (3) \quad & m_\rho + m_\sigma + m_\theta = 0, \\ (2) \quad & |l_\sigma - l_\theta| \leq l_\rho \leq l_\sigma + l_\theta, & (4) \quad & |l_i - \Theta| \leq \Theta \leq l_i + \Theta. \end{aligned} \quad (\text{B.9})$$

Moreover b is symmetric under cyclic permutations of $\{\rho, \sigma, \theta\}$ and picks up a factor $(-1)^{\sum_i l_i}$ under $\rho \leftrightarrow \sigma$ or $m_i \leftrightarrow -m_i$.

Quartic interactions The quartic Lagrangian is

$$\begin{aligned} V^{(4)} &= \frac{-\lambda_0}{4} \text{Tr}([\Phi_\rho^i, \Phi_\sigma^j][\Phi_\rho^i, \Phi_\sigma^j]) \\ &= -\frac{\lambda_0}{4} x_\rho x_\sigma x_\theta x_\nu f_i(\rho) f_j(\sigma) f_i(\theta) f_j(\nu) \text{Tr}([Y_{\rho_i}, Y_{\sigma_j}][Y_{\theta_i}, Y_{\nu_j}]) \\ &= -\frac{\lambda_0}{4N_c^3} x_\rho x_\sigma x_\theta x_\nu \left(2A[+, 3, -, 3] - \frac{1}{2}A[-, +, -, +] \right), \end{aligned} \quad (\text{B.10})$$

with

$$A[i, j, k, l] = \sum_{lm} (-1)^m f_i(\rho) f_j(\sigma) f_k(\theta) f_l(\nu) b(\rho_i, \sigma_j, lm) b(\theta_k, \nu_l, \{l-m\}). \quad (\text{B.11})$$

B.1 $N_c = 2$ potential

We can use the above expressions to find the explicit form of the potential. As an example we give the potential for the $N_c = 2$ gauged model $V = V^{(2)} + V^{(3)} + V^{(4)}$:

$$\begin{aligned}
V = & \frac{1}{4}\lambda\bar{\mu}^2 \sum_i x_i^2 \\
& + \frac{1}{2}\lambda\bar{\mu} \left(-x_1^3 + \frac{3}{2}x_1x_5^2 - \frac{1}{\sqrt{2}}x_5^3 + 3x_1x_6^2 - \frac{3}{\sqrt{2}}x_5x_6^2 + 3x_1x_7^2 - \frac{3}{\sqrt{2}}x_5x_7^2 - 3\sqrt{3}x_6^2x_8 \right. \\
& \quad \left. + 3\sqrt{3}x_7^2x_8 + 3x_1x_8^2 + 3\sqrt{2}x_5x_8^2 - 6\sqrt{3}x_6x_7x_9 + 3x_1x_9^2 + 3\sqrt{2}x_5x_9^2 \right) \\
& + \frac{1}{4}\lambda \left(\frac{x_1^4}{2} - \frac{x_1x_5^3}{\sqrt{2}} + \frac{3}{8}x_5^4 - \frac{3}{\sqrt{2}}x_1x_5x_6^2 + \frac{3}{2}x_5^2x_6^2 + \frac{3}{2}x_6^4 - \frac{3}{\sqrt{2}}x_1x_5x_7^2 + \frac{3}{2}x_5^2x_7^2 + 3x_6^2x_7^2 \right. \\
& \quad \left. + \frac{3}{2}x_7^4 - 3\sqrt{3}x_1x_6^2x_8 + 3\sqrt{3}x_1x_7^2x_8 + 3\sqrt{2}x_1x_5x_8^2 + \frac{3}{2}x_5^2x_8^2 + 3x_6^2x_8^2 + 3x_7^2x_8^2 \right. \\
& \quad \left. + \frac{3}{2}x_8^4 - 6\sqrt{3}x_1x_6x_7x_9 + 3\sqrt{2}x_1x_5x_9^2 + \frac{3}{2}x_5^2x_9^2 + 3x_6^2x_9^2 + 3x_7^2x_9^2 + 3x_8^2x_9^2 + \frac{3}{2}x_9^4 \right).
\end{aligned} \tag{B.12}$$

Here we labeled the fields

$$\begin{aligned}
\alpha_{10} = x_1, \quad \beta_{00} = x_2, \quad \beta_{01} = x_3 + ix_4, \quad \beta_{0-1} = -x_3 + ix_4, \quad \beta_{10} = x_5, \\
\beta_{11} = x_6 + ix_7, \quad \beta_{1-1} = -x_6 + ix_7, \quad \beta_{12} = x_8 + ix_9, \quad \beta_{1-2} = x_8 - ix_9.
\end{aligned} \tag{B.13}$$

Likewise the potential for the $N_c = 3$ gauged model can be derived; this is used in §5.3. The expression is too long to reproduce here.

References

- [1] A. D. Linde, Phys. Lett. B **129** (1983) 177.
- [2] D. H. Lyth, Phys. Rev. Lett. **78** (1997) 1861 [arXiv:hep-ph/9606387].
- [3] A. R. Liddle, A. Mazumdar and F. E. Schunck, Phys. Rev. D **58** (1998) 061301 [arXiv:astro-ph/9804177].
- [4] P. Kanti and K. A. Olive, inflation in higher dimensional theories,” Phys. Lett. B **464** (1999) 192 [arXiv:hep-ph/9906331]. PHLTA,B464,192;
- [5] S. Dimopoulos, S. Kachru, J. McGreevy and J. G. Wacker, JCAP **0808** (2008) 003 [arXiv:hep-th/0507205].
- [6] G. Veneziano, JHEP **0206** (2002) 051 [arXiv:hep-th/0110129].
- [7] G. Dvali, arXiv:0706.2050 [hep-th].
- [8] G. Dvali and M. Redi, Phys. Rev. D **77** (2008) 045027 [arXiv:0710.4344 [hep-th]].
- [9] P. Kanti and K. A. Olive, Phys. Rev. D **60** (1999) 043502 [arXiv:hep-ph/9903524].
- [10] K. A. Malik and D. Wands, Phys. Rev. D **59** (1999) 123501 [arXiv:astro-ph/9812204].

- [11] A. Ashoorioon, H. Firouzjahi and M. M. Sheikh-Jabbari, JCAP **1005** (2010) 002 [arXiv:0911.4284 [hep-th]].
- [12] A. Ashoorioon, H. Firouzjahi and M. M. Sheikh-Jabbari, JCAP **0906** (2009) 018 [arXiv:0903.1481 [hep-th]].
- [13] E. Komatsu *et al.* [WMAP Collaboration], Astrophys. J. Suppl. **180** (2009) 330 [arXiv:0803.0547 [astro-ph]].
- [14] K. Dasgupta, M. M. Sheikh-Jabbari and M. Van Raamsdonk, JHEP **0205** (2002) 056 [arXiv:hep-th/0205185].
- [15] N. Arkani-Hamed, S. Dimopoulos and S. Kachru, arXiv:hep-th/0501082.
- [16] P. Adshead, R. Easther and E. A. Lim, Phys. Rev. D **79** (2009) 063504 [arXiv:0809.4008 [hep-th]].
- [17] I. Ahmad, Y. S. Piao and C. F. Qiao, JCAP **0806** (2008) 023 [arXiv:0801.3503 [hep-th]].
- [18] Q. G. Huang, JHEP **0705** (2007) 096 [arXiv:hep-th/0703071].
- [19] Q. G. Huang, M. Li and Y. Wang, JCAP **0709** (2007) 013 [arXiv:0707.3471 [hep-th]].
- [20] G. Dvali and D. Lust, arXiv:0801.1287 [hep-th].
- [21] A. D. Linde, Phys. Scripta **T117** (2005) 40 [arXiv:hep-th/0402051].
- [22] M. Kawasaki, M. Yamaguchi and T. Yanagida, Phys. Rev. Lett. **85** (2000) 3572 [arXiv:hep-ph/0004243].
- [23] C. Gordon, D. Wands, B. A. Bassett and R. Maartens, Phys. Rev. D **63** (2001) 023506 [arXiv:astro-ph/0009131].
- [24] S. H. Tye, J. Xu and Y. Zhang, JCAP **0904** (2009) 018 [arXiv:0812.1944 [hep-th]].
- [25] N. Bartolo, S. Matarrese and A. Riotto, Phys. Rev. D **64** (2001) 123504 [arXiv:astro-ph/0107502].
- [26] D. Wands, N. Bartolo, S. Matarrese and A. Riotto, Phys. Rev. D **66** (2002) 043520 [arXiv:astro-ph/0205253].
- [27] D. Polarski and A. A. Starobinsky, Phys. Lett. B **356** (1995) 196 [arXiv:astro-ph/9505125].
- [28] M. Sasaki and E. D. Stewart, Prog. Theor. Phys. **95** (1996) 71 [arXiv:astro-ph/9507001].
- [29] J. Garcia-Bellido and D. Wands, Phys. Rev. D **53**, 5437 (1996) [arXiv:astro-ph/9511029].
- [30] S. Groot Nibbelink and B. J. W. van Tent, Class. Quant. Grav. **19** (2002) 613 [arXiv:hep-ph/0107272].
- [31] J. J. Blanco-Pillado *et al.*, JHEP **0609** (2006) 002 [arXiv:hep-th/0603129].