

Dynamic Vehicle Routing for Data Gathering in Wireless Networks

Güner D. Çelik and Eytan Modiano
Massachusetts Institute of Technology (MIT)
Email: {gcelik, modiano}@mit.edu

Abstract

We consider a dynamic vehicle routing problem in wireless networks where messages arriving randomly in time and space are collected by a mobile receiver (vehicle or a collector). The collector is responsible for receiving these messages via wireless communication by dynamically adjusting its position in the network. Our goal is to utilize a combination of *wireless transmission* and *controlled mobility* to improve the delay performance in such networks. We show that the necessary and sufficient condition for the stability of such a system (in the bounded average number of messages sense) is given by $\rho < 1$ where ρ is the average system load. We derive fundamental lower bounds for the delay in the system and develop policies that are stable for all loads $\rho < 1$ and that have asymptotically optimal delay scaling. Furthermore, we extend our analysis to the case of multiple collectors in the network. We show that the combination of mobility and wireless transmission results in a delay scaling of $\Theta(\frac{1}{1-\rho})$ with the system load ρ in contrast to the $\Theta(\frac{1}{(1-\rho)^2})$ delay scaling in the corresponding system where the collector visits each message location.

I. INTRODUCTION

There has been a significant amount of interest in performance analysis of mobility assisted wireless networks in the last decade (e.g., [14], [20], [25], [26], [27], [29], [30], [32]). Typically, throughput and delay performance of networks were analyzed where nodes moving according to a random mobility model were utilized for relaying data (e.g., [13], [14], [23]). More recently, networks deploying nodes with controlled mobility have been considered focusing primarily on route design and ignoring the communication aspect of the problem (e.g., [20], [29], [30], [33]). In this paper we explore the use of *controlled mobility* and *wireless transmission* in order to improve the delay performance of wireless networks. We consider a dynamic vehicle routing problem where a vehicle (collector) uses a combination of physical movement and wireless reception to receive randomly arriving data messages.

Our model consists of a collector that is responsible for gathering messages that arrive randomly in time at uniformly distributed geographical locations. The messages are transmitted when the collector is within their communication distance and depart the system upon successful transmission. The collector adjusts its position in order to successfully receive these messages in the least amount of time as shown in Fig. 1. This setup is particularly applicable to networks deployed in a large area so that a mobile element is necessary to provide connectivity between spatially separated entities in the network. For instance, this model is applicable to a sensor network where a mobile base station collects data from a large number of sensors

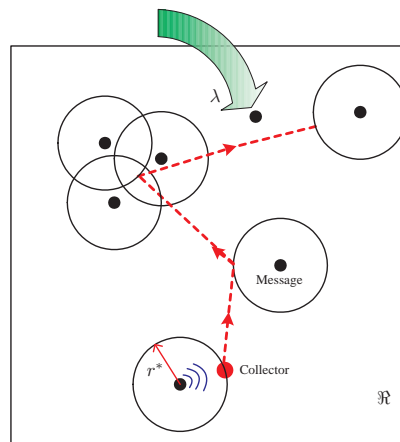


Fig. 1. The collector adjusts its position in order to receive randomly arriving messages via wireless communication. The circles with radius r^* represent the communication range and the dashed lines represent the collector's path.

deployed at random locations inside the network [9], [32], [33]. Another application is utilizing Unmanned Aerial Vehicles (UAVs) as data harvesting devices or as communication relays on a battlefield environment [25]. This model also applies to networks in which data rate is relatively low so that data transmission time is comparable to the collector's travel time, for instance in underwater sensor networks [1], [28].

Vehicle Routing Problems (VRPs) have been extensively studied in the past (e.g., [4], [6], [7], [8], [11], [21], [29], [30], [31]). The common example of a VRP is the Euclidean Traveling Salesman Problem (TSP) in which a single server is to visit each member of a fixed set of locations on the plane such that the total travel cost is minimized. Several extensions of TSP have been considered in the past such as stochastic demand arrivals and the use of multiple servers [6], [7], [11]. In particular, in the TSP with neighborhoods (TSPN) problem the vehicle is to visit a neighborhood of each demand location [4], [21], which can model a mobile collector receiving messages from a communication distance. A more detailed review of the literature in this field can be found in [7], [21] and [31].

Of particular relevance to us among the VRPs is the Dynamic Traveling Repairman Problem (DTRP) due to Bertsimas and van Ryzin [6], [7], [8]. DTRP is a stochastic and dynamic VRP in which a vehicle is to serve demands that arrive randomly in time and space. Fundamental lower bounds on delay were established and several vehicle routing policies were analyzed for DTRP for a single server in [6], for multiple servers in [7] and for general demand and interarrival time distributions in [8]. Later, [29], [30] generalized this model to analyze Dynamic Pickup and Delivery Problem (DPDP) where fundamental bounds on delay were established. We apply this model to wireless networks where the demands are data messages to be transmitted to a collector which is capable of wireless communication¹. In our system the problem has considerably different characteristics since in this case the collector does not have to visit message locations but rather can receive the messages from a distance using wireless communication. The objective in our system is to effectively utilize this combination of wireless transmission and controlled mobility in order to minimize the time average message waiting time.

In a closely related problem where multiple mobile nodes with controlled mobility and communication capability relay the messages of static nodes, [26] derived a lower bound on node travel times. Message sources and destinations are modeled as static nodes in [26] and these nodes have saturated arrivals hence queuing aspects were not considered. In an independent work, [17] considered utilizing mobile wireless servers as data relays on periodic routes and applied various delay relations from Polling models to this setup. A mobile server harvesting data from spatial queues in a wireless network was considered in [25] where the stability region of the system was characterized using a fluid model approximation. In [10] we analyzed a model similar to the current paper but for which the arriving messages were transmitted to the collector using a random access scheme, creating interference among neighboring transmissions. In this paper, the message transmissions are scheduled, i.e., there is only one transmission in the system at a given time, and the collector decides on the message to be transmitted next. The two systems have considerably different characteristics as will be explained in the following sections.

Another related body of literature lies in the area of utilizing mobile elements that can control their mobility to collect sensor data in Delay Tolerant Networks (DTN) (e.g., [9], [20], [27], [28], [32], [33]). Route selection (e.g., [20], [27], [33]), scheduling or dynamic mobility control (e.g., [9], [28], [32]) algorithms were proposed to maximize network lifetime, to provide connectivity or to minimize delay. These works focus primarily on mobility and usually consider particular policies for the mobile element. To the best of our knowledge, this is the first attempt to develop fundamental bounds on delay in a system where a collector is to gather data messages randomly arriving in time and space using *wireless communication* and

¹In [6], [7], or [8] the collector needs to be at the message location in order to be able to serve it, therefore, we will refer to the DTRP model as the system without wireless transmission.

controlled mobility.

The main contributions of this work are the following. We show that $\rho < 1$ is the necessary and sufficient condition for the stability of the system where ρ is the system load. We derive fundamental lower bounds on delay and develop algorithms that are asymptotically within a constant factor of the lower bounds. We show that the combination of mobility and wireless transmission results in a delay scaling of $\Theta(1/(1-\rho))$ in contrast to the $\Theta(1/(1-\rho)^2)$ delay scaling in the system where the collector visits each message location analyzed in [6], [7]. Finally, we extend our analysis to the case of multiple collectors in the network.

This paper is organized as follows. In Section II we describe the system model and in Section III we characterize the necessary and sufficient conditions for the stability of the system. We derive fundamental lower bounds on delay in Section IV and in Section V we provide upper bounds on delay together with numerical results. We extend the analysis for a system with multiple collectors in Section VI.

II. MODEL

Consider a square region \mathcal{R} of area A and messages arriving into \mathcal{R} according to a Poisson process (in time) of intensity λ . Upon arrival the messages are distributed independently and uniformly in \mathcal{R} and they are to be gathered by a collector via wireless reception. An arriving message is transmitted to the collector when the collector comes within the *reception distance* of the message location and grants access for the message's transmission. Therefore, there is no interference power from the neighboring nodes during message receptions. We assume that the transmit power P_T is constant and that the transmissions are subject to distance attenuation. In such a system, the received power of a transmission from node i , located at distance r_i from the collector, is given by $P_{R,i} = P_T K r_i^{-\alpha}$ [14], [15], where α is the power loss exponent (typically between 2 and 6), and K is the attenuation constant normalized to 1.

Next we argue that the Signal to Noise Ratio (SNR) packet reception model [14], [15] is equivalent to a disk model [10], [15] under the above assumptions. In the SNR model, a transmission is successfully decoded at the collector if its SNR is above a threshold β , i.e., if $\text{SNR}_i = P_{R,i}/P_N \geq \beta$, where P_N is the background noise power. We let r be the *reception distance* of the collector. If the location of the next message to be received is within r , the collector stops and attempts to receive the message. Otherwise, the collector travels towards the message location until it is within a distance r away from the message. A transmission at distance r to the collector is successful if $r \leq (\text{SNR}_c/\beta)^{1/\alpha}$ where $\text{SNR}_c = P_T/P_N$ denotes the SNR of a transmission from unit distance. Therefore, the optimal reception distance is the maximum reliable communication distance $r^* = (\text{SNR}_c/\beta)^{1/\alpha}$. Hence, essentially we have a disk model of radius r^* , where a transmission can be received only if it is within a disk of radius r^* around the collector. Under this model, transmissions are assumed to be at a constant rate taking a fixed amount of time denoted by s .

The collector travels from the current message reception point to the next message reception point at a constant speed v . We assume that at a given time the collector knows the locations and the arrival times of the messages that arrived before this time. The knowledge of the service locations is a standard assumption in vehicle routing literature [4], [6], [11], [21], [29]. Let $N(t)$ denote the total number of messages in the system at time t . We say that the system is stable under a policy if [3], [22],

$$\limsup_{t \rightarrow \infty} \mathbb{E}[N(t)] < \infty, \quad (1)$$

namely, the long term expected number of messages in the system is finite. Let $\rho = \lambda s$ denote the load arriving into the system per unit time. For stable systems, ρ denotes the fraction of time the collector spends receiving messages.

We define T_i as the time between the arrival of message i and its successful reception. T_i has three components: $W_{d,i}$, the waiting time due to collector's travel distance from the time message i arrives until it gets served, $W_{s,i}$, the waiting time due to the reception times of messages received from the time message i arrives until it gets served, and s , reception time of the message. The total waiting time of message i is denoted by $W_i = W_{d,i} + W_{s,i}$, hence $W_i = T_i - s$. The fraction of time the collector spends receiving messages is denoted by ρ , and for stable systems $\rho = \lambda s$. We let d_i be the collector travel distance from the collector's reception location for the message served prior to message i to collector's reception location for message i . The time average per-message travel distance of the collector, denoted by \bar{d} , is defined by an expectation in the steady state given by $\bar{d} = \lim_{i \rightarrow \infty} E[d_i]$. The time average delays T , W , W_d and W_s are defined similarly to have $T = W_d + W_s + s$ where all the limits are assumed to exist. T^* is defined to be the optimal system time which is given by the policy that minimizes T .

III. STABILITY

In this section we characterize a necessary and sufficient condition for the stability of the system.

A. Necessary Condition for Stability

Theorem 1: A necessary condition for the stability of any policy is $\rho < 1$. Furthermore, the time average waiting time satisfies

$$W \geq \frac{\lambda s^2}{2(1-\rho)}. \quad (2)$$

Proof: We first show that the unfinished work and the delay experienced by a message in the system stochastically dominates that in the equivalent system with zero travel times for the collector.

Lemma 1: The steady state time average delay in the system is at least as big as the delay in the equivalent system in which travel times are considered to be zero (i.e., $v = \infty$).

Proof: Consider the summation of per-message reception and travel times, s and d_i , as the total service requirement of a message in each system. Since d_i is zero for all i in the infinite velocity system and since the reception times are constant equal to s for both systems, the total service requirement of each message in our system is deterministically greater than that of the same message in the infinite velocity system. Let D_1, D_2, \dots, D_n and D'_1, D'_2, \dots, D'_n be the departure instants of the 1st, 2nd and similarly the n^{th} message in the original and the infinite velocity system respectively. Similarly let A_1, A_2, \dots, A_n be the arrival times of the 1st, 2nd and the n^{th} message in both systems. We will use induction to prove that $D_i \geq D'_i$ for all i . Since the service requirement of each message is smaller in the infinite velocity system, we have $D_1 \geq D'_1$. Assuming we have $D_n \geq D'_n$, we need to show that $D_{n+1} \geq D'_{n+1}$.

$$A_{n+1} \leq D_{n+1} - s, \quad (3)$$

hence the $n + 1^{\text{th}}$ message is available before the time $D_{n+1} - s$. We also have

$$D'_n \leq D_n \leq D_{n+1} - s.$$

The first inequality is due to the induction hypothesis and the second inequality is because we need at least s amount of time between the n^{th} and $n + 1^{\text{th}}$ transmissions. Hence the collector is available in the infinite velocity system before the time $D_{n+1} - s$. Combining this with (27) proves the induction. Now let $D(t)$ and $D'(t)$ be the total number of departures by time t in our system and the infinite velocity system respectively. Similarly let $N(t)$ and $N'(t)$ be the total number of

messages in the two systems at time t . Finally let $A(t)$ be the total number of arrivals by time t in both systems. We have $A(t) = N(t) - D(t) = N'(t) - D'(t)$. From the above induction we have $D(t) \leq D'(t)$ and therefore

$$N(t) \geq N'(t).$$

Since this is true at all times, we have that the time average number of customers in the system is greater than that in the infinite velocity system. Finally using Little's law proves the lemma. ■

Since the infinite velocity system behaves as an M/G/1 queue (an M/G/1 queue is a queue with Poisson arrivals, general i.i.d. service times and 1 server and an M/D/1 queue has constant service times), the average waiting time in this system is given by the Pollaczek-Khinchin (P-K) formula for M/G/1 queues [5, p. 189], i.e., $\lambda s^2 / (2(1 - \lambda s))$. Therefore we have (2). Furthermore, a direct consequence of this lemma is that a necessary condition for stability in the infinite velocity system is also necessary for our system. It is well-known that the necessary (and sufficient) condition for stability in the M/G/1 systems is given by $\rho < 1$ (see e.g., [5] or [12]). ■

B. Sufficient Condition for Stability

Here we prove that $\rho < 1$ is a sufficient condition for stability of the system under a policy based on Euclidean TSP with neighborhoods (TSPN). TSPN is a generalization of TSP in which the server is to visit a neighborhood of each demand location via the shortest path [4], [21]. In our case the neighborhoods are disks of radius r^* around each message location. TSPN is an NP-Hard problem such as TSP. Recently, [21] proved that a Polynomial Time Approximation Scheme (PTAS) exists for TSPN among fat regions in the plane. A region is said to be *fat* if it contains a disk whose size is within a constant factor of the diameter of the region, e.g., a disk, and a PTAS belongs to a family of $(1 + \epsilon)$ -approximation algorithms parameterized by $\epsilon > 0$.

1) *TSPN Policy*: Assume the system is initially empty (at time $t_0 = 0$). The receiver waits at the center of \mathcal{R} until the first message arrival, moves to serve this message and returns to the center. Let time t_1 be the time at which the receiver returns to the center. At t_1 , if the system is empty, the receiver repeats the above process and we define t_2 similarly. If there are messages waiting for service at time t_1 , the receiver computes the TSPN tour (e.g., using the PTAS in [21]) through all the messages that are present in the system at time t_1 , receives these messages in that tour and returns to the center. We let $t_2 > t_1$ be the first time when the receiver returns to the center after receiving all the messages that were present in the system at t_1 and repeat the above process. We define the epochs t_i as the time the receiver returns to the center after serving all the messages that were present in the system at time t_{i-1} ².

Let the total number of messages waiting for service at time t_i , $N_i \triangleq N(t_i)$, be the system state at time t_i . Note that N_i is an irreducible Markov chain on countable state space \mathbf{N} . We show the stability of the TSPN policy through the ergodicity of this Markov chain.

Theorem 2: The system is stable under the TSPN policy for all loads $\rho < 1$.

Proof: Given the system state N_i at time t_i , we apply the algorithm in [21] to find a TSPN tour of length L_i through the N_i neighborhoods that is at most $(1 + \epsilon)$ away from the optimal TSPN tour length L_i^* . Note that L_i^* can be upper bounded by a constant L for all N_i . This is because the collector does not have to move for messages within its communication range and a finite number of such disks of radius r^* can cover the network region for any $r^* > 0$. The collector then can serve the

²A similar policy based on TSP was discussed in [24] for a system without communication capability similar to DTRP, where the time average delay of the policy was characterized for the heavy load regime.

messages in each disk from its center incurring a tour of constant length L (an example of such a tour is shown in Fig. 2). We will use the Lyapunov-Foster criterion to show that the Markov chain described by the states N_i is positive recurrent [3]. We use $V(N_i) = sN_i$, the total load served during i^{th} cycle, as the Lyapunov function (note that $V(0) = 0$, $S_k = \{x : V(x) \leq K\}$ is a bounded set for all finite K and $V(\cdot)$ is a non-decreasing function). Since the arrival process is Poisson, the expected number of arrivals during a cycle can be upper-bounded as follows:

$$\mathbb{E}[N_{i+1}|N_i] \leq \lambda(L/v + sN_i). \quad (4)$$

Hence we obtain the following drift expression for the load during a cycle.

$$\mathbb{E}[sN_{i+1} - sN_i|N_i] \leq \rho L/v - (1 - \rho)sN_i.$$

Since $\rho < 1$, there exist a $\delta > 0$ such that $\rho + \delta < 1$:

$$\begin{aligned} \mathbb{E}[sN_{i+1} - sN_i|N_i] &\leq \rho L/v - \delta sN_i \\ &\leq -\delta s + \frac{\rho L}{v} \cdot \mathbf{1}_{\{N_i \in S\}}, \end{aligned} \quad (5)$$

where $\mathbf{1}_{\{N \in S\}}$ is equal to 1 if $N \in S$ and zero otherwise and $S = \{N \in \mathbf{N} : N \leq K\}$ is a bounded set with $K = \lceil \frac{\rho L}{v\delta s} + 1 \rceil$. Hence the drift is negative as long as N_i is outside a bounded set. Therefore, by the standard Lyapunov-Foster criterion [2], [3], the Markov chain (N_i) is positive recurrent, it has a unique stationary distribution and we can bound the steady state time average of N_i as [22]

$$\limsup_{t_i \rightarrow \infty} \mathbb{E}[N(t_i)] \leq \frac{\lambda L}{v(1 - \rho)}. \quad (6)$$

Furthermore, given some $t \in [t_i, t_{i+1}]$, we have

$$\begin{aligned} \limsup_{t \rightarrow \infty} \mathbb{E}[N(t)] &\leq \limsup_{t_i \rightarrow \infty} \mathbb{E}[N(t_i) + N(t_{i+1})] \\ &\leq 2 \frac{\lambda L}{v(1 - \rho)} < \infty. \end{aligned} \quad (7)$$

■

The delay scaling of the TSPN policy with load ρ is $\frac{1}{1-\rho}$ as shown in (7), the same delay scaling as in a G/G/1 queue. This is a fundamental improvement in delay due to the communication capability as the system without wireless transmission in [6] has $\Theta(\frac{1}{(1-\rho)^2})$ delay scaling.

Note that $\rho < 1$ is a sufficient stability condition also for the system without communication capability. This case corresponds to $r^* = 0$, where we utilize a $(1 + \epsilon)$ PTAS for the optimal TSP tour through the message locations instead of the TSPN tour. An upper bound on the TSP tour for any N_i points arbitrarily distributed in a square of area A is given by $\sqrt{2AN_i} + 1.75\sqrt{A}$ [19]. Similar arguments as above leads to the drift condition

$$\mathbb{E}[sN_{i+1} - sN_i|N_i] \leq \rho(\kappa_1 \sqrt{AN_i} + \kappa_2) - (1 - \rho)sN_i,$$

for some constants κ_1 and κ_2 , where the drift is again negative as long as N_i is outside a bounded set S . The difference in this case is that the travel time per cycle scales with the number of messages N_i as $\sqrt{N_i}$ which can be shown to result in $O(\frac{1}{(1-\rho)^2})$ delay scaling with the load ρ .

IV. LOWER BOUND ON DELAY

For wireless networks with a small area and/or very good channel quality such that $r^* \geq \sqrt{A/2}$, the collector does not need to move as every message will be in its reception range if it just stays at the center of the network region. In that case the system can be modeled as an M/D/1 queue with service time s and the associated queuing delay is given by the P-K formula for M/G/1 queues, i.e., $W = \lambda s^2 / (2(1 - \rho))$. However, when $r^* < \sqrt{A/2}$, the collector has to move in order to receive some of the messages. In this case the reception time s is still a constant, however, the travel time per message is now a random variable which is not independent over messages (for example, observing small travel times for the previous messages implies a dense network, and hence the future travel times per message are also expected to be small). Next we provide a lower bound similar to a lower bound in [6] with the added complexity of communication capability in our system.

Theorem 3: The optimal steady state time average delay T^ is lower bounded by³*

$$T^* \geq \frac{\mathbb{E}[(|U| - r^*)^+]}{v(1 - \rho)} + \frac{\lambda s^2}{2(1 - \rho)} + s. \quad (8)$$

Proof: As outlined in Section II, the delay of message i , T_i has three components: $T_i = W_{d,i} + W_{s,i} + s_i$. Taking expectations and the limit as $i \rightarrow \infty$ yields

$$T = W_d + W_s + s. \quad (9)$$

A lower bound on W_d is found as follows: Note that $W_{d,i} \cdot v$ is the average *distance* the collector moves during the waiting time of message i . This distance is at least as large as the average distance between the location of message i and the collector's location at the time of message i 's arrival less the reception distance r^* . The location of an arrival is determined according to the uniform distribution over the network region, while the collector's location distribution is in general unknown as it depends on the collector's policy. We can lower bound W_d by characterizing the expected distance between a uniform arrival and the best a priori location in the network that minimizes the expected distance to a uniform arrival. Namely we are after the location ν that minimizes $\mathbb{E}[|U - \nu|]$ where U is a uniformly distributed random variable. The location ν that solves this optimization is called the *median* of the region and in our case the median is the center of the square shaped network region. Because the travel distance is nonnegative, we obtain the following bound on W_d :

$$W_d \geq \frac{\mathbb{E}[(|U| - r^*)^+]}{v}. \quad (10)$$

Let N be the average number of messages received in a waiting time and let R be the average residual reception (service) time. Due to the PASTA property of Poisson arrivals (Poisson Arrivals See Time Averages) (see for example [5, p. 171]) a given arrival in steady state observes the time average steady state occupancy distribution. Therefore, the average residual time observed by an arrival is also R and is given by $\lambda s^2 / 2$ [5, p. 188] and we have

$$W_s = sN + R. \quad (11)$$

Since in a stable system in steady state the average number of messages received in a waiting time is equal to the average number of arrivals in a waiting time (a variation of Little's law) we have $N = \lambda W = \lambda(W_d + W_s)$. Substituting this in (11) we obtain

$$W_s = s\lambda(W_d + W_s) + \frac{\lambda s^2}{2}.$$

³Note that $(|U| - r^*)^+$ represents $\max(0, |U| - r^*)$ and U is a uniformly distributed random variable over the network region \mathcal{R} .

This implies

$$W_s = \frac{\rho}{1-\rho}W_d + \frac{\lambda s^2}{2(1-\rho)}, \quad (12)$$

Substituting (10) and (12) in (9) yields (8). ■

In addition to the average waiting time of a classical M/G/1 queue given in (2), the queuing delay also increases due to the collector's travel. Note that the $\mathbb{E}[(|U| - r^*)^+]$ term can be further lower bounded by $\mathbb{E}[|U|] - r^*$, where $\mathbb{E}[|U|] = 0.383\sqrt{A}$ [6].

V. COLLECTOR POLICIES

We derive upper bounds on delay via analyzing policies for the collector. The TSPN policy analyzed in Section III-B1 is stable for all loads $\rho < 1$ and has $O(\frac{1}{1-\rho})$ delay scaling. Since the lower bound in Section IV also scales with the load as $\frac{1}{1-\rho}$, the TSPN policy has optimal delay scaling.

A. First Come First Serve (FCFS) Policy

A straightforward policy is the FCFS policy where the messages are served in the order of their arrival times. A version of the FCFS policy, call FCFS', where the receiver has to return to the center of the network region (the median of the region for general network regions) after each message reception is shown to be optimal at light loads for the DTRP problem [6]. This is because the center of the network region is the location that minimizes the expected distance to a uniformly distributed arrival. Since in our system we can do at least as good as the DTRP, FCFS' is optimal also for our system at light loads. Furthermore, the FCFS policy is not stable for all loads $\rho < 1$, namely, there exists a value $\hat{\rho}$ such that the system is unstable under FCFS policy for all $\rho > \hat{\rho}$. This is because in the FCFS system the average travel component of the service time is fixed, which makes the average arrival rate greater than the average service rate as $\rho \rightarrow 1$. Therefore, it is better for a policy to serve more messages in the same "neighborhood" in order to reduce the amount of time spent on mobility.

B. Partitioning Policy

Next we propose a policy based on partitioning the network region into subregions and the collector performing a cyclic service of the subregions. This policy is an adaptation of the Partitioning policy of [6] to the case of a system with wireless transmission. We explicitly derive the delay expression for this policy and show that it scales with the load as $O(\frac{1}{1-\rho})$ as in the TSPN policy.

We divide the network region into $(\sqrt{2}r^* \times \sqrt{2}r^*)$ squares as shown in Fig. 2. This choice ensures us that every location in the square is within the communication distance r^* of the center of the square. The number of subregions in such a Partitioning is given by⁴ $n_s = A/(2(r^*)^2)$. The partitioning in Fig. 2 represents the case of $n_s = 16$ subregions. The collector services the subregions in a cyclic order as displayed in Fig. 2 by receiving the messages in each subregion from its center using an FCFS order. The messages within each subregion are served exhaustively, i.e., all the messages in a subregion are received before moving to the next subregion. The collector then receives the messages in the next subregion exhaustively using FCFS order and repeats this process. The distance traveled by the collector between each subregion is a constant equal to $\sqrt{2}r^*$. It is easy to verify that the Partitioning policy behaves as a multiuser M/G/1 system with reservations (see [5, p. 198]) where the n_s

⁴If $\sqrt{n_s}$ is not even or if the subregions do not fit the network region for a particular choice of r^* , then one can partition the region using the largest reception distance $\underline{r}^* < r^*$ such that these conditions are satisfied.

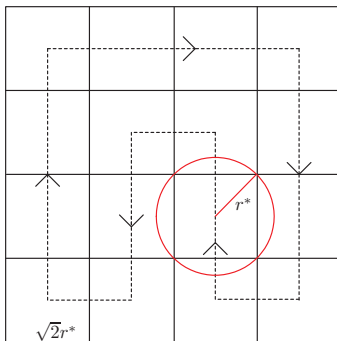


Fig. 2. The partitioning of the network region into square subregions of side $\sqrt{2}r^*$. The circle with radius r^* represents the communication range and the dashed lines represent the collector's path.

subregions correspond to users and the travel time between the subregions corresponds to the reservation interval. Using the delay expression for multiuser M/G/1 queue with reservations in [5, p. 200] we obtain,

$$T_{part} = \frac{\lambda s^2}{2(1-\rho)} + \frac{n_s - \rho}{2v(1-\rho)} \sqrt{2}r^* + s, \quad (13)$$

where $\rho = \lambda s$ is the system load. Combining this result with (8) and noting that the above expression is finite for all loads $\rho < 1$, we have established the following observation.

Observation 1: The time average delay in the system scales as $\Theta(\frac{1}{1-\rho})$ with the load ρ and the Partitioning policy is stable for all $\rho < 1$.

Despite the travel component of the service time, we can achieve $\Theta(\frac{1}{1-\rho})$ delay as in classical queuing systems (e.g., G/G/1 queue). This is the fundamental difference between this system and the corresponding system where wireless transmission is not used, as in the latter system the delay scaling with load is $\Theta(\frac{1}{(1-\rho)^2})$ [6]. This difference can be explained intuitively as follows. Denote by N the average number of departures in a waiting time. It is easy to see from the P-K formula that in a classical M/G/1 queue, N scales with the load as $\Theta(\frac{1}{1-\rho})$. We argue that this scaling for N is preserved in our system but not in [6]. The W_s expression as a function of W_d in (12) implies that for any given policy with its corresponding W_d , N can be lower bounded by $\frac{\lambda W_d}{1-\rho}$. For the system in [6], the minimum per-message distance the collector moves in the high load regime scales as $\Omega(\frac{\sqrt{A}}{\sqrt{N}})$ [6] (intuitively, the nearest neighbor distance among N uniformly distributed points on a square region of area A scales as $\frac{\sqrt{A}}{\sqrt{N}}$). Therefore, for this system we have $W_d \approx N \Omega(\frac{\sqrt{A}}{\sqrt{N}}) \approx \Omega(\sqrt{NA})$ which gives $N \approx \Omega(\frac{\lambda^2 A}{(1-\rho)^2})$. Namely, W_d increases with the load and this results in an extra $1/(1-\rho)$ scaling in delay in addition to the $1/(1-\rho)$ factor of classical M/G/1 queues. However, with the wireless reception capability, the collector does not need to move for messages that are inside a disk of radius r^* around it. Since a finite (constant) number of such disks cover the network region, W_d can be upper bounded by a constant independent of the system load (for the Partitioning policy an easy upper bound on W_d is the length of one cyclic tour around the network). Therefore, in our system N scales as $1/(1-\rho)$ as in classical queues.

In [10] we analyzed the case where the messages were transmitted to the collector using a random access scheme (i.e., with probability p in each time slot) and obtained $\Omega(\frac{1}{(1-\rho)^2})$ delay scaling as in the system without wireless transmission. The reason for this is that in order to have successful transmissions under the random access interference of neighboring nodes, the reception distance should be of the same order as the nearest neighbor distances [10], [14].

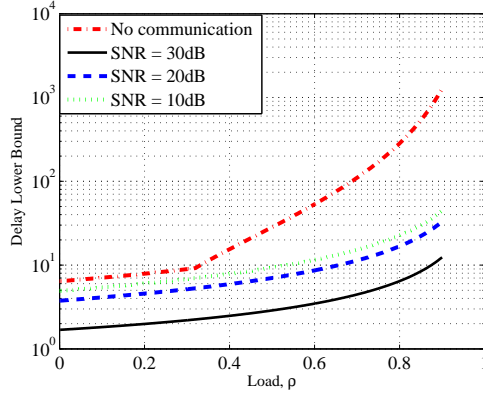


Fig. 3. Delay lower bound vs. network load using different SNR values for $A = 200$, $\beta = 2$, $\alpha = 4$, $v = 1$ and $s = 1$.

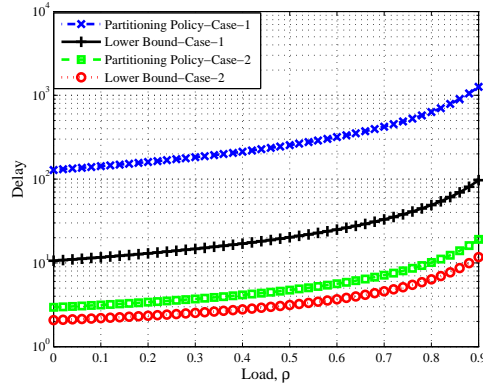


Fig. 4. Delay in the Partitioning policy vs. the delay lower bound for $SNR_c = 17dB$ ($r^* = 2.2$), $\beta = 2$ and $\alpha = 4$. Case-1: Dominant travel time ($A = 800$, $v = 1$, $s = 2$). Case-2: Comparable travel and reception times ($A = 60$, $v = 10$, $s = 2$).

C. Numerical Results-Single Collector

Here we present numerical results corresponding to the analysis in the previous sections. We lower bound the delay expression in (8) using $\mathbb{E}[(\|U\| - r^*)^+] \geq \mathbb{E}[\|U\|] - r^*$ (where $\mathbb{E}[\|U\|] = 0.383\sqrt{A}$ is the expected distance of a uniform arrival to the center of square region of area A [6]). Fig. 3 shows the delay lower bound as a function of the network load for different levels of channel quality⁵. As the channel quality increases, the message delay decreases as expected. For heavy loads, the delay in the system is significantly less than the delay in the corresponding system without wireless transmission in [6], demonstrating the difference in the delay scaling between the two systems. For light loads and more noisy communication channels, the delay performance of the wireless network tends to the delay performance of [6].

Fig. 4 compares the delay in the Partitioning Policy to the delay lower bound for two different cases. When the travel time dominates the reception time, the delay in the Partitioning policy is about 10.6 times the delay lower bound. For a more balanced case, i.e., when the reception time is comparable to the travel time, the delay ratio drops to 2.4.

VI. MULTIPLE COLLECTORS

In this section we extend our analysis to a wireless network with multiple identical collectors. An arriving message is transmitted when one of the m collectors comes within the reception distance of the message location and grants access for the message's transmission. Therefore, at a given time there can be at most m transmissions in the network. We consider

⁵For the delay plot of the no-communication system, the point that is not smooth arises since the plot is the maximum of two delay lower bounds proposed in [6].

policies that partition the network region into m subregions. Each collector is assigned to one of the subregions and is allowed to operate only in its own subregion. We call these policies the class of *network partitioning policies*. In such a case, there is no interference from nodes within the subregion where the transmission is taking place. The only source of interference can be due to transmissions in other subregions. However, we assume that signaling schemes used in different subregions are orthogonal to each other so that there is no destructive interference from other subregions. This can be achieved for example by having different frequency bands for transmissions in different subregions. Furthermore, for networks deployed on a large area, even if orthogonal signaling is not utilized, the interference between subregions can be negligible due to signal attenuation with distance. Hence, we assume that simultaneous transmissions do not interfere with each other. Note that this is consistent for the purposes of a lower bound on delay since the interference from neighboring nodes can only increase the message reception time. Under these assumptions, utilizing the SNR criteria for successful message reception as in Section IV, the optimal reception distance is given by $r^* = (\text{SNR}_c/\beta)^{1/\alpha}$ and each reception takes time s .

A. Stability

Here we show that $\rho = \lambda s/m < 1$ is a necessary and sufficient condition for stability of the system.

1) *Necessary Condition for Stability*: A necessary condition for stability of the multi-collector system is given by $\rho = \lambda s/m < 1$. We prove this by showing that the system stochastically dominates the corresponding system with zero travel times (i.e., an M/D/m queue, a queue with Poisson arrivals, constant service time and m servers) similar to Section III.

Theorem 4: A necessary condition for the stability of any policy is $\rho = \lambda s/m < 1$. Furthermore, the optimal steady state time average delay T_m^* is lower bounded by

$$T_m^* \geq \frac{\lambda s^2}{2m^2(1-\rho)} - \frac{m-1}{m} \frac{s^2}{2s} + s, \quad (14)$$

where $\rho = \lambda s/m$ is the system load.

The proof is similar to the proof of Theorem 1 and is given in Appendix-A. It makes use of the fact that the steady state time average delay in the system is at least as big as the delay in the equivalent system in which travel times are considered to be zero (i.e., $v = \infty$).

2) *Sufficient Condition for Stability*: We argue that $\rho < 1$ is also sufficient for stability. This can be seen by dividing the network region into m equal subregions, and performing a single-collector TSPN policy in each subregion. Since the arrival process is Poisson, each subregion receives an independent Poisson arrival process of intensity λ/m . Furthermore, each collector performs a TSPN policy independently of the other collectors. Therefore, using the stability result of the single-collector TSPN policy, the systems in each subregion are stable if $\rho < 1$. We state this fact in the following theorem:

Theorem 5: The system is stable under the multi-collector TSPN policy for all loads $\rho = \lambda s/m < 1$.

Note that a similar delay analysis to the single-collector TSPN case shows that the multi-collector TSPN policy has $O(\frac{1}{1-\rho})$ delay scaling with the load ρ .

B. Delay Lower Bound

In addition to the delay lower bound given in (14), we provide another lower bound for the optimal delay T_m^* and take their simple average. The following lemma states the second lower bound on delay. It is based on the convexity argument that when travel component of the waiting time is lower bounded by a constant, the equal area partitioning of the network region minimizes the resulting delay expression out of all area partitionings.

Theorem 6: For the class of network partitioning policies, the optimal steady state time average delay T_m^* is lower bounded by

$$T_m^* \geq \frac{1}{1-\rho} \frac{\max(0, \frac{2}{3}\sqrt{\frac{A}{m\pi}} - r^*)}{v} + s, \quad (15)$$

where $\rho = \lambda s/m$ is the system load.

Proof: Here we use an approach similar to the proof of Theorem 3. We divide the average delay T into three components:

$$T = W_d + W_s + s. \quad (16)$$

The below lemma provides a bound for W_d , the average message waiting time due to the collectors's travel, using a result in [16] for the m -median problem.

Lemma 2:

$$W_d \geq \frac{\max(0, \frac{2}{3}\sqrt{\frac{A}{m\pi}} - r^*)}{v}. \quad (17)$$

Proof: Let Ω be any set of points in \mathfrak{R} with $|\Omega| = m$. Let U be a uniformly distributed location in \mathfrak{R} independent of Ω and define $Z^* \triangleq \min_{\nu \in \Omega} \|U - \nu\|$. Let the random variable Y be the distance from the center of a disk of area A/m to a uniformly distributed point within the disk. Then it is shown in [16] that

$$\mathbb{E}[f(Z^*)] \geq \mathbb{E}[f(Y)] \quad (18)$$

for any nondecreasing function $f(\cdot)$. Using this result we obtain $\mathbb{E}[\max(0, Z^* - r^*)] \geq \mathbb{E}[\max(0, Y - r^*)]$. Note that W_d can be lower bounded by the expected distance of a uniform arrival to the closest collector at the time of arrival less r^* . Because the travel distance is nonnegative, we have

$$W_d \geq \mathbb{E}[\max(0, Y - r^*)]/v \geq \max(0, \mathbb{E}[Y] - r^*)/v,$$

where the second bound is due to Jensen's inequality. Substituting $\mathbb{E}[Y] = \frac{2}{3}\sqrt{\frac{A}{m\pi}}$ into the above expression completes the proof. ■

Intuitively the best a priori placement of m points in \mathfrak{R} in order to minimize the distance of a uniformly distributed point in the region to the closest of these points is to cover the region with m disjoint disks of area A/m and place the points at the centers of the disks. Such a partitioning of the region is not possible, however, using this idea we can lower bound the expected distance as in (18).

We now derive a lower bound on W_s . Let R^1, R^2, \dots, R^m be the network partitioning with areas A^1, A^2, \dots, A^m respectively ($\sum_{j=1}^m A^j = A$). Consider the message receptions in steady state that are received by collector j eventually. Let λ^j be the fraction of the arrival rate served by collector j . Due to the uniform distribution of the message locations we have

$$\frac{\lambda^j}{\lambda} = \frac{A^j}{A}.$$

Let N^j be the average number of message receptions for which the messages that are served by collector j waits in steady state. Similarly let W_s^j and W_d^j be the average waiting times for messages served by collector j due to the time spent on message receptions and collector j 's travel respectively. Using (11) and lower bounding the residual time by zero we have

$$W_s^j \geq sN^j.$$

Using Little's law ($N^j = \lambda^j(W_s^j + W_d^j)$) similar to the derivation of (12) we have

$$W_s^j \geq \frac{\lambda^j s}{1 - \lambda^j s} W_d^j. \quad (19)$$

The fraction of messages served by collector j is A^j/A . Therefore, we can write W_s as

$$\begin{aligned} W_s &= \sum_{j=1}^m \frac{A^j}{A} W_s^j \\ &\geq \sum_{j=1}^m \frac{A^j}{A} \frac{\lambda^j s}{1 - \lambda^j s} W_d^j. \end{aligned} \quad (20)$$

For a given region R^j with area A^j , W_d^j is lower bounded by (similar to the derivation of (10)) the distance of a uniform arrival to the median of the region less r^* .

$$\begin{aligned} W_d^j &\geq \frac{\mathbb{E}[\max(0, ||U - \nu|| - r^*)]}{v} \\ &\geq \frac{\max(0, \mathbb{E}[||U - \nu||] - r^*)}{v}, \end{aligned} \quad (21)$$

where ν is the median of R^j and $||U - \nu||$ is the distance of U , a uniformly distributed location inside R^j , to ν . The inequality in (21) is due to Jensen's inequality for convex functions. A disk shaped region yields the minimum expected distance of a uniform arrival to the median of the region. Using this we further lower bound W_d by noting that for a disk shaped region of area A_j , $\mathbb{E}[||U - \nu||]$ is just the expected distance of a uniform arrival to the center of the disk given by $\frac{2}{3}\sqrt{\frac{A^j}{\pi}}$. Hence

$$W_d^j \geq \frac{\max(0, \frac{2}{3}\sqrt{\frac{A^j}{\pi}} - r^*)}{v} = \frac{\max(0, c_1\sqrt{A^j} - r^*)}{v}, \quad (22)$$

where $c_1 = \frac{2}{3\sqrt{\pi}} = 0.376$. Letting $f(A^j) = \frac{\lambda^j A^j s}{1 - \lambda^j A^j s}$, which is a convex and increasing function of A^j , we rewrite (20) as

$$W_s \geq \sum_{j=1}^m \frac{f(A^j)}{vA} A^j \max(0, c_1\sqrt{A^j} - r^*). \quad (23)$$

Next we will show that the function $f(A^j)A^j \max(0, c_1\sqrt{A^j} - r^*)$ is a convex function of A^j via the two lemmas below.

Lemma 3: Let $f(\cdot)$ and $g(\cdot)$ be two convex and increasing functions (possibly nonlinear) defined on $[0, A]$. The function $h(\cdot) = f(\cdot)g(\cdot)$ is also convex and increasing on its domain $[0, A] \times [0, A]$.

Proof: See Appendix-B. ■

Lemma 4: $h(x) = x \max(0, c_1\sqrt{x} - c_2)$ is a convex and increasing function of x .

Proof: See Appendix-C. ■

Letting $g(A^j) \doteq f(A^j)A^j \max(0, c_1\sqrt{A^j} - r^*)$, we have from the lemmas 3 and 4 that the function $g(A^j)$ is convex. Now rewriting (23) we have

$$W_s \geq \left(\frac{m}{vA}\right) \frac{1}{m} \sum_{j=1}^m g(A^j).$$

Using the convexity of the function $g(A^j)$ we have

$$\begin{aligned}
W_s &\geq \left(\frac{m}{vA}\right)g\left(\frac{\sum_{j=1}^m A^j}{m}\right) \\
&= \frac{m}{vA}g\left(\frac{A}{m}\right) \\
&= \frac{\frac{\lambda s}{m}}{1 - \frac{\lambda s}{m}} \frac{\max(0, c_1\sqrt{A/m} - r^*)}{v} \\
&= \frac{\rho}{1 - \rho} \frac{\max(c_1\sqrt{\frac{A}{m}} - r^*)}{v}.
\end{aligned} \tag{24}$$

The above analysis essentially implies that the W_s expression in (23) is minimized by the *equitable partitioning* of the network region. Finally combining (16), (17) and (24) we obtain (15). ■

Finally, taking the simple average of (15) and (14) we arrive at the following theorem.

Theorem 7: For the class of network partitioning policies, the optimal steady state time average delay T_m^ is lower bounded by*

$$T_m^* \geq \frac{\lambda s^2}{4m^2(1-\rho)} + \frac{\max(0, \frac{2}{3}\sqrt{\frac{A}{m\pi}} - r^*)}{2v(1-\rho)} - \frac{m-1}{m} \frac{s^2}{4s} + s, \tag{25}$$

where $\rho = \lambda s/m$ is the system load.

Theorem 7 is valid for the class of network partitioning policies. For the system without wireless transmission, it has been shown that partitioning the region into m equal size disjoint subregions (one for each collector) preserves optimality in the high load limit [7], [31]. We conjecture that this optimality is also preserved in our system.

C. Multiple Collector Policies

Note that it is shown in [7] that a generalization of the FCFS policy, namely, creating m Voronoi regions with centers of the regions given by the m -median locations⁶ of the network region and having each receiver perform the single-receiver FCFS service in each region has optimal delay at light loads. This also holds in our system via a similar argument to Section V. Moreover, this policy is not stable as $\rho \rightarrow 1$ due to the same reason as in Section V.

1) *Generalized Partitioning Policy:* Next we propose a policy based on dividing the network region into m equal size subregions. Each collector is assigned to one of the subregions and is responsible for receiving messages that arrive into its own subregion using the single collector partitioning policy analyzed in Section V-B. Namely, first the network region is divided into subregions of area A/m and then each subregion is divided into $\sqrt{2}r^* \times \sqrt{2}r^*$ squares⁷. The number of $\sqrt{2}r^* \times \sqrt{2}r^*$ squares in each subregion is given by $n_s = \frac{A/m}{2(r^*)^2}$. Fig. 5 represents such a partitioning for the case of four collectors in the network with $n_s = 16$ squares in each subregion. Since each subregion behaves identically, the average delay of this policy is the average delay of the single collector Partitioning policy applied to a subregion with arrival rate λ/m , area A/m , and

⁶The set of m -median locations for a region is the set of the best m a priori locations in the region that minimizes the expected distance to a uniform arrival.

⁷Note that the number of collectors must be a square number in order to divide the network region into subregions of exactly equal shape and size.

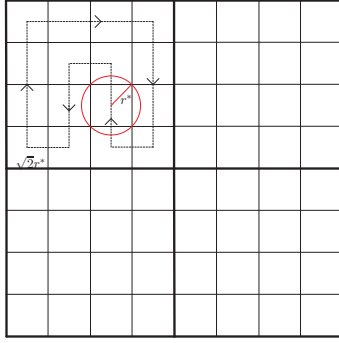


Fig. 5. The partitioning of the network region into square subregions of side $\sqrt{2}r^*$ for the case of multiple collectors in the network. The circle with radius r^* represents the communication range and the dashed lines represent one of the collector's path.

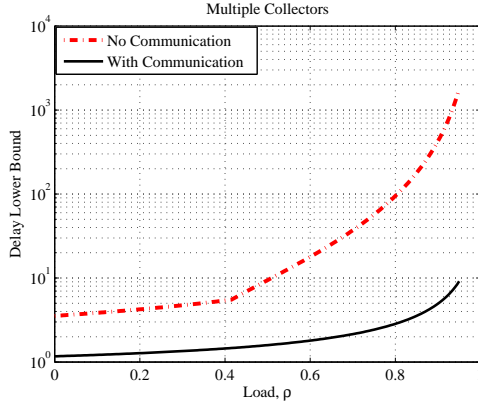


Fig. 6. Delay lower bound vs. network load for $m=2$ collectors, $SNR_c = 30dB$ ($r^* = 4.7$), $A = 400$, $\beta = 2$, $\alpha = 4$, $v = 1$ and $s = 1$.

$$n_s = \frac{A/m}{2(r^*)^2}:$$

$$T_{part} = \frac{\lambda s^2}{2m(1-\rho)} + \frac{A}{2m(r^*)^2} \frac{1-\rho}{2v(1-\rho)} \sqrt{2}r^* + s, \quad (26)$$

where $\rho = \lambda s/m$ is the system load. This result, when combined with (14), establishes that for the case of multiple collectors in the system the delay scaling with the load is $\Theta(\frac{1}{1-\rho})$. This is again a fundamental improvement compared to the $\Theta(\frac{1}{(1-\rho)^2})$ delay scaling in the system without wireless transmission and with multiple collectors in [7].

2) *Numerical Results:* We compare the delay lower bound in (25) to the delay lower bound in the corresponding system without wireless transmission in [7] for the case of two collectors in Fig. 6. The delay in the two-collector system is significantly below the delay in the system without wireless transmission and this difference is more pronounced for high loads. Fig. 7 displays the delay lower bound in (25) and the delay of the Partitioning policy in (26) as functions of the network load ρ . The delay of the Partitioning policy is about 7 times the delay lower bound.

VII. CONCLUSION

In this paper we considered the use of dynamic vehicle routing in order to improve the delay performance of wireless networks where messages arriving randomly in time and space are gathered by a mobile collector. We characterized the stability region of this system to be all system loads $\rho < 1$ and derived fundamental lower bounds on time average expected delay. We derived upper bounds on delay by analyzing policies and extended our results to the case of multiple collectors in the system. Our results show that combining controlled mobility and wireless transmission results in $\Theta(\frac{1}{1-\rho})$ delay scaling

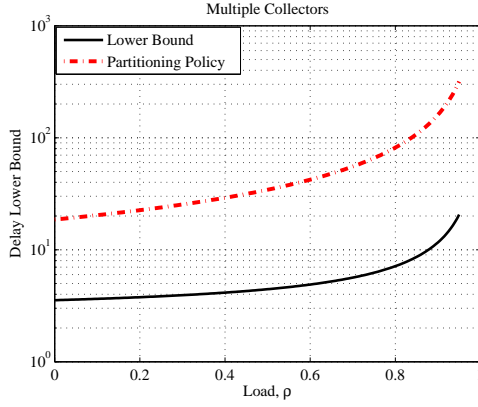


Fig. 7. Delay of the Partitioning policy vs the delay lower bound for $m = 4$ collectors, $SNR_c = 20dB$ ($r^* = 2.6$), $A = 500$, $\beta = 2$, $\alpha = 4$, $v = 1$ and $s = 2$.

with load ρ . This is the fundamental difference between our system and the system without wireless transmission (DTRP) analyzed in [6] and [7] where the delay scaling with the load is $\Theta(\frac{1}{(1-\rho)^2})$.

This work is a first attempt towards utilizing a combination of controlled mobility and wireless transmission for data collection in stochastic and dynamic wireless networks. Therefore, there are many related open problems. In this paper we have utilized a simple wireless communication model based on a communication range. In the future we intend to study more advanced wireless communication models such as modeling the transmission rate as a function of the transmission distance. Finally, extending our results for a general message location distribution in the network is a subject of future research.

APPENDIX A-PROOF OF THEOREM 5

The proof is similar to the proof of Theorem 1. First consider the following lemma.

Lemma 5: The steady state time average delay in the system is at least as big as the delay in the equivalent system in which travel times are considered to be zero (i.e., $v = \infty$).

Proof: The proof is similar to the proof of Theorem 5. Consider the summation of per-message reception and travel times, s and d_i , as the total service requirement of a message in each system. Since d_i is zero for all i in the infinite velocity system and since the reception times are constant equal to s for both systems, the total service requirement of each message in our system is deterministically greater than that of the same message in the infinite velocity system. Let D_1, D_2, \dots, D_n be the departure instants of the first, second and similarly the n^{th} message in the system. Similarly let D'_1, D'_2, \dots, D'_n be the departure instants of the first, second and similarly the n^{th} message in the infinite velocity system. Similarly let A_1, A_2, \dots, A_n be the arrival times of the first second and similarly the n^{th} message in both systems. We will use *complete induction* to prove that $D_i \geq D'_i$ for all i . Since the service requirement of each message is less in the infinite velocity system, we have $D_1 \geq D'_1$. Assume we have $D_i \geq D'_i$ for all $i \leq n$. We need to show that $D_{n+1} \geq D'_{n+1}$ in order to complete the complete induction. We have

$$A_{n+1} \leq D_{n+1} - s, \quad (27)$$

hence the $n + 1^{th}$ message is available at time $D_{n+1} - s$. We also have

$$D'_{n+1-m} \leq D_{n+1-m} \leq D_{n+1} - s.$$

The first inequality is due to the complete induction hypothesis and the second inequality is due the fact that the m^{th} last departure before the $n + 1^{th}$ departure has to occur before the time $D_{n+1} - s$. Hence there is at least one collector available in

the infinite velocity system before the time $D_{n+1} - s$. Combining this with (27) proves the complete induction. Now let $D(t)$ and $D'(t)$ be the total number of departures by time t in our system and the infinite velocity system respectively. Similarly let $N(t)$ and $N'(t)$ be the total number of messages in the two systems at time t . Finally let $A(t)$ be the total number of arrivals by time t in both systems. We have $N(t) = A(t) - D(t)$ and $N'(t) = A(t) - D'(t)$. From the above induction we have $D(t) \leq D'(t)$ and therefore $N(t) \geq N'(t)$. Since this is true at all times, we have that the time average number of customers in the system is greater than that in the infinite velocity system. Finally using Little's law proves the lemma. ■

When the travel time is considered to be zero, the system becomes an M/D/m queue (a queue with Poisson arrivals, constant service time and m servers). Therefore we can bound T_m^* using bounds for general G/G/m systems. In particular, the waiting time $W_{G/G/m}$ in a G/G/m queue with service time s is bounded below by [18, p. 48]

$$W_{G/G/m} \geq \hat{W} - \frac{m-1}{m} \frac{s^2}{2s}, \quad (28)$$

where \hat{W} is the waiting time in a single server system with the same arrivals as in the G/G/m queue and service time s/m . Since in our case the infinite velocity system behaves as an M/D/m system, \hat{W} has an exact expression given by the P-K formula: $\hat{W} = \lambda s^2 / (2m^2(1 - \rho))$ where $\rho = \lambda s/m$. Substituting this in (28) and using Lemma 5 we have (14).

APPENDIX B-PROOF OF LEMMA 3

Clearly $h(\cdot) = f.g(\cdot)$ is increasing. Let x and y be two points in the domain of h and let $\alpha \in (0, 1)$ be a real number.

$$\begin{aligned} h(\alpha x + (1 - \alpha)y) &= f(\alpha x + (1 - \alpha)y)g(\alpha x + (1 - \alpha)y) \\ &\leq (\alpha f(x) + (1 - \alpha)f(y)) \cdot (\alpha g(x) + (1 - \alpha)g(y)) \\ &= \alpha^2 f(x)g(x) + (1 - \alpha)^2 f(y)g(y) \\ &\quad + \alpha(1 - \alpha)f(x)g(y) + \alpha(1 - \alpha)f(y)g(x), \end{aligned}$$

where the inequality is due to the convexity of f and g . We add and subtract $\alpha f(x)g(x)$ and after some algebra obtain

$$\begin{aligned} h(\alpha x + (1 - \alpha)y) &\leq \alpha h(x) + (1 - \alpha)h(y) \\ &\quad + \alpha(1 - \alpha)(f(x) - f(y))(g(y) - g(x)) \\ &\leq \alpha h(x) + (1 - \alpha)h(y), \end{aligned}$$

where the last inequality is due to the fact that f and g are increasing functions.

APPENDIX C-PROOF OF LEMMA 4

It is clear that $h(x)$ is an increasing function of x . Let x and y be two points in the domain of h and let $\alpha \in (0, 1)$ be a real number.

$$\begin{aligned}
 h(\alpha x + (1 - \alpha)y) &= \\
 &= (\alpha x + (1 - \alpha)y) \max(0, c_1 \sqrt{\alpha x + (1 - \alpha)y} - c_2) \\
 &= \max(0, c_1 (\alpha x + (1 - \alpha)y)^{\frac{3}{2}} - c_2 (\alpha x + (1 - \alpha)y)) \\
 &\leq \max(0, c_1 (\alpha x^{\frac{3}{2}} + (1 - \alpha)y^{\frac{3}{2}}) - c_2 (\alpha x + (1 - \alpha)y)) \\
 &= \max(0, \alpha x (c_1 \sqrt{x} - c_2) + (1 - \alpha)y (c_1 \sqrt{y} - c_2)) \\
 &\leq \max(0, \alpha x (c_1 \sqrt{x} - c_2)) + \max(0, (1 - \alpha)y (c_1 \sqrt{y} - c_2)) \\
 &= \alpha h(x) + (1 - \alpha)h(y),
 \end{aligned}$$

where the first inequality is due to the convexity of the function $x^{\frac{3}{2}}$. This shows that $h(x)$ is a convex and increasing function.

REFERENCES

- [1] I. F. Akyildiz, D. Pompili, and T. Melodia, "Underwater Acoustic Sensor Networks: Research Challenges," *Ad Hoc Networks (Elsevier)*, vol. 3, no. 3, pp. 257-279, Mar. 2005.
- [2] E. Altman, P. Konstantopoulos, and Z. Liu, "Stability, monotonicity and invariant quantities in general polling systems," *Queueing Sys.*, vol. 11, pp. 35-57, 1992.
- [3] S. Asmussen, "Applied Probability and Queues," Wiley, 1987.
- [4] E. M. Arkin and R. Hassin, "Approximation algorithms for the geometric covering salesman problem," *Discrete Applied Mathematics*, vol. 55, pp. 197-218, 1994.
- [5] D. Bertsekas and R. Gallager, "Data Networks," Prentice Hall, 1992.
- [6] D. J. Bertsimas and G. van Ryzin, "A stochastic and dynamic vehicle routing problem in the Euclidean plane," *Opns. Res.*, vol. 39, pp. 601-615, 1990.
- [7] D. J. Bertsimas and G. van Ryzin, "Stochastic and dynamic vehicle routing in the Euclidean plane with multiple capacitated vehicles," *Opns. Res.*, vol. 41, pp. 60-76, 1993.
- [8] D. J. Bertsimas and G. van Ryzin, "Stochastic and dynamic vehicle routing with general demand and interarrival time distributions," *Adv. App. Prob.*, vol. 20, pp. 947-978, 1993.
- [9] B. Burns, O. Brock, and B. N. Levine, "MV routing and capacity building in disruption tolerant networks," In *Proc. IEEE INFOCOM'05*, Mar. 2005.
- [10] G. D. Celik and E. Modiano, "Random access wireless networks with controlled mobility", In *Proc. IFIP MEDHOCNET'09*, Jun. 2009.
- [11] E. Frazzoli and F. Bullo, "Decentralized algorithms for vehicle routing in a stochastic time-varying environment," In *Proc. IEEE CDC'04*, Dec. 2004.
- [12] L. Georgiadis, M. Neely, and L. Tassioulas, "Resource Allocation and Cross-Layer Control in Wireless Networks," Now Publishers, 2006.
- [13] A. E. Gammal, J. Mammen, B. Prabhakar, and D. Shah, "Throughput-delay trade-off in wireless networks," In *Proc. IEEE INFOCOM'04*, Mar. 2004.
- [14] M. Grossglauser and D. Tse, "Mobility increases the capacity of ad hoc wireless networks," *IEEE/ACM Trans. Netw.*, vol. 11, no. 1, pp. 125-137, Feb. 2003.
- [15] P. Gupta and P. R. Kumar, "The capacity of wireless networks," *IEEE Trans. Inf. Theory*, vol. 46, no. 2, pp. 388-404, Mar. 2000.
- [16] M. Haimovich and T. L. Magnanti, "Extremum properties of of hexagonal partitioning and the uniform distribution in euclidian location," *SIAM J. Disc. Math.* 1, 50-64, 1988.
- [17] V. Kavitha and E. Altman, "Queueing in Space: design of Message Ferry Routes in sensor networks," In *Proc. ITC'09*, Sep. 2009.
- [18] L. Kleinrock, "Queueing Systems: Volume 2: Computer Applications," John Wiley & Sons, 1976.
- [19] E. L. Lawler, J. Lenstra, A. Kan, D. Shmoys, "The Traveling salesman problem :a guided tour of combinatorial optimization," Wiley, 1985.
- [20] J. Luo and J. P. Hubaux, "Joint mobility and routing for lifetime elongation in wireless sensor networks," In *Proc. IEEE INFOCOM'05*, Mar. 2005.
- [21] J. S. B. Mitchell, "A PTAS for TSP with neighborhoods among fat regions in the plane," In *Proc. ACM-SIAM SODA'07*, Jan. 2007.

- [22] E. Modiano, D. Shah and G. Zussman, "Maximizing throughput in wireless networks via Gossip," In *Proc. ACM SIGMETRICS/Performance'06*, June 2006.
- [23] M. J. Neely and E. Modiano, "Capacity and delay tradeoffs for ad hoc mobile networks," *IEEE Trans. Inf. Theory*, vol. 51, no. 6, pp. 1917-1937, Jun. 2005.
- [24] M. Pavone, N. Bisnik, E. Frazzoli and V. Isler, "Decentralized vehicle routing in a stochastic and dynamic environment with customer impatience," In *Proc. RoboComm'07*, Oct. 2007.
- [25] J. Le Ny, M. Dahleh, E. Feron, and E. Frazzoli, "Continuous Path Planning for a Data Harvesting Mobile Server," In *Proc. IEEE CDC'08*, Dec. 2008.
- [26] V. Sharma, E. Frazzoli, and P. G. Voulgaris, "Delay in mobility-assisted constant-throughput wireless networks," In *Proc. IEEE CDC'05*, Dec. 2005.
- [27] Y. Shi and Y. T. Hou, "Theoretical results on base station movement problem for sensor network," In *Proc. IEEE INFOCOM'08*, Apr. 2008.
- [28] A. Somasundara, A. Kansal, D. Jea, D. Estrin, and M. Srivastava, "Controllably mobile infrastructure for low energy embedded networks," *IEEE Trans. Mobile Comput.*, vol. 5, no. 8, pp. 958-973, Aug. 2006.
- [29] H. Waisanen, D. Shah, M. A. Dahleh, "Minimal Delay in Controlled Mobile Relay Networks," In *Proc. IEEE CDC'06*, Dec. 2006.
- [30] H. Waisanen, D. Shah, M. A. Dahleh, "Lower Bounds for Multi-Stage Vehicle Routing," In *Proc. IEEE CDC'07*, Dec. 2007.
- [31] H. Xu, "Optimal policies for stochastic and dynamic vehicle routing problems," Ph.D. Thesis, MIT, 1994.
- [32] M. Zhao, M. Ma, and Y. Yang, "Mobile data gathering with space-division multiple access in wireless sensor networks," In *Proc. IEEE INFOCOM'08*, Apr. 2008.
- [33] W. Zhao, M. Ammar, and E. Zegura, "A message ferrying approach for data delivery in sparse mobile ad hoc networks," In *Proc. ACM MobiHoc'04*, May 2004.