

ActorScript™

extension of C#®, Java®, Objective C®, JavaScript®, and SystemVerilog

using iAdaptive™ concurrency for antiCloud™ privacy and security

Carl Hewitt ©2014
<http://carlhewitt.info>

This paper is dedicated to Ole-Johan Dahl and Kristen Nygaard.

ActorScript™ is a general purpose programming language for implementing iAdaptive™ concurrency that manages resources and demand. It is differentiated from previous languages by the following:

- Universality
 - Ability to directly specify exactly what Actors can and cannot do
 - A type in ActorScript is an interface that does not name its implementations (contra to object-oriented programming languages beginning with Simula that name implementations called “classes” that are types).
 - Everything in the language is accomplished using message passing including the very definition of ActorScript itself.
 - Functional, Imperative, Logic, and Concurrent programming are integrated. Not restricted to just the transactional model of concurrency, *i.e.*, as in SQL, *etc.*
 - Concurrency can be dynamically adapted to resources available and current load.
 - Programs do not expose low-level implementation mechanisms such as threads, tasks, locks, cores, *etc.*
 - Messages can be directly communicated without requiring indirection through brokers, channels, class hierarchies, mailboxes, pipes, ports, queues *etc.*
 - XML and Java objects are data types.
 - Application binary interfaces are afforded so that no program symbol need be looked up at runtime.
- Safety, security and readability
 - Programs are *extension invariant*, *i.e.*, extending a program does not change its meaning.
 - Applications cannot directly harm each other.
 - Variable races are eliminated while allowing flexible concurrency.
 - Lexical singleness of purpose. Each syntactic delimiter is used for exactly one purpose.
- Performance
 - Imposes no overhead on implementation of Actor systems in the sense that ActorScript programs are as efficient as the same implementation in machine code. For example, message passing has essentially same overhead as procedure calls and looping.
 - Execution dynamically adjusted for system load and capacity (*e.g.* cores)
 - Locality because execution is not bound by a sequential global memory model
 - Inherent concurrency because execution is not bound by communicating sequential processes
 - Minimize latency along critical paths

ActorScript attempts to achieve the highest level of performance, scalability, and expressibility with a minimum of primitives.

C# is a registered trademark of Microsoft, Inc.

Java and JavaScript are registered trademarks of Oracle, Inc.

Objective C is a registered trademark of Apple, Inc.

Contents

Introduction	3
ActorScript	3
Actors	4
Syntax	4
Expressions	5
Types, i.e., \square	5
Definitions, i.e., \equiv	5
Interfaces for procedures, i.e., Interface [] $\mapsto \diamond$	5
Procedure methods, i.e., Actor implements [] \rightarrow , \P and \S	6
Sending messages to procedures, i.e., \blacksquare []	6
Patterns	7
Cases, i.e., $? \& \& \& ?$	7
Lists, i.e., [] using Spread, i.e., [\vee]	8
Binding locals, i.e., (\leftarrow)	8
More Actor Interfaces	9
More Methods, i.e., Actor implements [] \rightarrow , \P , and \S	9
Keyword arguments, i.e., \boxtimes	11
Mutable Actors with Assignable Variables, i.e., Actor and \coloneqq	12
Continuations	12
Preparation, i.e., ;	13
Concurrency annotations, i.e., $\textcircled{\text{D}}$	14
Swiss cheese, i.e., queues , Enqueue for , Permit , and Hole	15
Structural Actors	20
Structures, i.e., []	20
Enumerations, i.e., Enumeration , \diamond using Qualified Names, i.e., \backslash	21
Sets, i.e., { } using spreading, i.e., { \vee }	21
Multisets, i.e., { } using spreading, i.e., { \vee }	21
Conclusion	21
Acknowledgment	22
Bibliography	22
Appendix 1. Extreme ActorScript	26
Future execution, i.e., Future and sponsor	26
Looping, i.e. Do \blacksquare \leftarrow , \leftarrow] \equiv	26
Processing Exceptions, i.e., Try catch $\&$, $\& \diamond$, Try cleanup , and Try timeout else	27
Parameterized Types, i.e., \triangleleft , \triangleright	26
Maps, e.g., Map i.e. \square	27
String Structures, i.e. String [\vee]	28
Sending messages to types	28
Constructed Messages, i.e., Message , MessageNamed , MessageFor , and \blacksquare	28
Language extension, i.e., () and \vdash	29
Runtime Requirements, i.e., RequirePre for and RequirePost for	30
Atomic Operations, i.e. Atomic compare update \coloneqq then else	30
Type Discrimination, i.e., Discrimination , \diamond	30
Native types, e.g., JavaScript, Java, and XML	31
One-way messaging, e.g., \ominus , \leftarrow , and \Rightarrow	32
Arrays	33
Extending Implementations, i.e., extends by	34
Appendix 2: Meta-circular definition of ActorScript	35
QueryInterface Type	35
The Message eval	35
The Message match	36
Message sending	37
List Expressions and Patterns	37
Continuations using perform	38
Exceptions	38
Cases	38
Atomic compare and update	39
Holes in the cheese	40
A Simple Implementation of Actor	41
An implementation of cheese that does not hold a lock	42
Appendix 3. Diagrams of Syntactic Categories of ActorScript	46
Appendix 4. ASCII Symbol Equivalents and Readings	50
Index of Symbols and Names	51

*Computer software should not only work; it should also appear to work.*ⁱ

Introduction

ActorScript is based on the Actor mathematical model of computation that treats “Actors” as the universal primitives of concurrent digital computation [Hewitt, Bishop, and Steiger 1973; Hewitt 1977; Hewitt 2010a]. Actors have been used as a framework for a theoretical understanding of concurrency, and as the theoretical basis for several practical implementations of concurrent systems.

ActorScript

ActorScript is a general purpose programming language for implementing massive local and nonlocal concurrency. It is differentiated from other concurrent languages by the following:

- **Universality**
 - Ability to directly specify what Actors can do
 - A type in ActorScript is an interface that does not name its implementations (contra to object-oriented programming languages beginning with Simula that name implementations called “classes” that are types).
 - Everything in the language is accomplished using message passing including the very definition of ActorScript itself.
 - Functional, Imperative, Logic, and Concurrent programming are integrated. Not restricted to just the transactional model of concurrency, *i.e.*, as in SQL, *etc.*
 - Concurrency can be dynamically adapted to resources available and current load.
 - Programs do not expose low-level implementation mechanisms such as threads, tasks, locks, cores, *etc.*
 - Messages can be directly communicated without requiring indirection through brokers, channels, class hierarchies, mailboxes, pipes, ports, queues *etc.*
 - XML and JavaScript objects are data types.
 - Application binary interfaces are afforded so that no program symbol need be looked up at runtime.
- **Safety, security and readability**
 - Programs are *extension invariant*, *i.e.*, extending a program does not change the meaning of a program being extended.
 - Applications cannot directly harm each other.
 - Variable races are eliminated while allowing flexible concurrency.
 - Lexical singleness of purpose. Each syntactic delimiter is used for exactly one purpose to aid readability and decrease ambiguity.
 - ActorScript operators do not conflict with Java, C#, Objective C, and SystemVerilog.ⁱⁱ
- **Performance**
 - Imposes no overhead on implementation of Actor systems. For example, message passing has essentially same overhead as procedure calls and looping.
 - Execution dynamically adjusted for system load and capacity (*e.g.* cores)
 - Locality because execution is not bound by a sequential global memory model
 - Inherent concurrency because execution is not bound by communicating sequential processes
 - Minimize latency along critical paths

ActorScript attempts to achieve the highest level of performance, scalability, and simplicity.

This paper makes use of the following typographical conventions that arise from underlying namespaces for types, messages, language constructs, syntax categories, *etc.*¹

- type names (*e.g.*, **Integer**)
- program variables (*e.g.*, **aBalance**)
- message names (*e.g.*, **getBalance**)
- reserved words for language constructs (*e.g.*, **Actor**)
- structures (*e.g.*, **[** and **]**)
- argument keyword (*e.g.*, **to**)
- logical variables (*e.g.*, *x*)
- comments in programs (*e.g.* **/* this is a comment */**)

There is a diagram of the syntax categories of ActorScript in an appendix of this paper in addition to an appendix with an index of symbols and names along with an explanation of the notation used to express the syntax of ActorScript.ⁱⁱⁱ

¹ The choice of typography in terms of font and color has no semantic significance. The typography in this paper was chosen for pedagogical motivations and is in no way fundamental. Also, only the abstract syntax of ActorScript is fundamental as opposed to the surface syntax with its many symbols, *e.g.*, **→**, *etc.*

Actors

ActorScript is based on the Actor Model of Computation [Hewitt, Bishop, and Steiger 1973; Hewitt 2010a] in which all computational entities are Actors and all interaction is accomplished using message passing.

The Actor model is a mathematical theory that treats “*Actors*” as the universal primitives of digital computation. The model has been used both as a framework for a theoretical understanding of concurrency, and as the theoretical basis for several practical implementations of concurrent systems. Unlike previous models of computation, the Actor model was inspired by physical laws. The advent of massive concurrency through client-cloud computing and many-core computer architectures has galvanized interest in the Actor model.

An Actor is a computational entity that, in response to a message it receives, can concurrently:

- send messages to addresses of Actors that it has
- create new Actors
- designate how to handle the next message it receives.

There is no assumed order to the above actions and they could be carried out concurrently. In addition two messages sent concurrently can be received in either order. Decoupling the sender from communication it sends was a fundamental advance of the Actor model enabling asynchronous communication and control structures as patterns of passing messages.

The Actor model can be used as a framework for modeling, understanding, and reasoning about, a wide range of concurrent systems. For example:

- Electronic mail (e-mail) can be modeled as an Actor system. Mail accounts are modeled as Actors and email addresses as Actor addresses.
- Web Services can be modeled with endpoints modeled as Actor addresses.
- Object-oriented programming objects with locks (e.g. as in Java and C#) can be modeled as Actors.

Actor technology will see significant application for integrating all kinds of digital information for individuals, groups, and organizations so their information usefully links together. Information integration needs to make use of the following information system principles:

- **Persistence:** *Information is collected and indexed.*
- **Concurrency:** *Work proceeds interactively and concurrently, overlapping in time.*
- **Quasi-commutativity:** *Information can be used regardless of whether it initiates new work or becomes relevant to ongoing work.*
- **Sponsorship:** *Sponsors provide resources for computation, i.e., processing, storage, and communications.*
- **Pluralism:** *Information is heterogeneous, overlapping and often inconsistent. There is no central arbiter of truth.*
- **Provenance:** *The provenance of information is carefully tracked and recorded.*

The Actor Model is intended to provide a foundation for inconsistency robust information integration.

Syntax

To ease interoperability, ActorScript uses an intersection of the orthographic conventions of Java, JavaScript, and C++ for words¹ and numbers.

ActorScript makes use of a great many symbols to improve readability and remove ambiguity. For example the symbol “**!**” is used as the top level terminator to designate the end of input in a read-eval-print loop. An Integrated Development Environment (IDE) can provide a table of these symbols for ease of input as follows:²

¹ sometimes called "names"

² Furthermore, all special symbols have ASCII equivalents for input with a keyboard. An IDE can convert ASCII for a symbol equivalent into the symbol. See table in an appendix to this paper.

Expressions

Expressions evaluate to Actors. For example, $1+3$ ¹ is equivalent² to 4 .

Parentheses “(” and “)” can be used for precedence.^{iv} For example using the usual precedence for operators, $3*(4+2)$ is equivalent to 18 , while $3*4+2$ is equivalent to 14 ,

Identifiers, e.g., x , are expressions that can be used in other expressions. For example if x has the value 1 then $x+3$ is equivalent³ to 4 . The formal syntax of identifiers is in the following end note: v.

Types, *i.e.* \Box

Types are Actors. In this paper, Types are shown in green, *e.g.*, **Integer**. The default type is **Any**. Every Actor implements type **Any**.

Casting is used for type conversion. For example, $(2+2)\Box\text{Float}$ casts the value of $(2+2)$, which is 4 to be of type **Float**⁴ which is equivalent to 4.0 . On the other hand, “a” $\Box\text{Float}$ throws an exception because the string “a” cannot be cast to a floating point number.⁵ Any expression can be cast to **Any**. For example $4\Box\text{Any}$ is of type **Any**.

The formal syntax of casting in an expression is in the following end note: vi.

Definitions, *i.e.*, \equiv

A simple definition has the name to be defined followed by “ \equiv ” followed by the definition. For example, $x:\text{Integer}\equiv 3$ defines the identifier x to be of type **Integer** with value 3 .

The formal syntax of a definition is in the end note: vii.

Interfaces for procedures, *i.e.*, **Interface** [] \mapsto \Diamond

A procedure interface is used to specify the types of messages that a procedure Actor can receive. The syntax is “**Interface**” followed by procedure method signatures separated by commas, and terminated by “ \Diamond ”. A procedure method signature consists of a message signature with argument types delimited by “[” and “]”, followed by “ \mapsto ”, and a return type.⁶

¹ An IDE can provide a box with symbols for easy input in program development. The grey callout bubble is a hover tip that appears when the cursor hovers above a symbol to explain its use.

² in the sense of having the same value and the same effects

³ in the sense of having the same value and the same effects

⁴ the type of floating point numbers

⁵ If x is of type **Any** then $3+x$ is not legal syntax. However $3+(x\Box\text{Float})$ is legal although it will throw an exception at runtime if x is not **Float**. Similarly, $3+(x\Box\text{Integer})$ is legal, but of course, not equivalent to $3+(x\Box\text{Float})$.

⁶ Since communicating using messages is crucial for Actor systems, messages are shown in red in this paper. The choice of color has no semantic significance.

For example, the interface¹ for the overloaded^{viii} procedure type **IntegerAndVector** that takes a single **Integer** argument and produces a **Integer** value and a single **Vector** argument and produces a **Vector** can be defined as follows:

```
IntegerAndVector ≡ Interface [Integer]→ Integer,
                             [Vector]→ Vector◇
```

message type returns type

Symbols

≡ ◇ | →

Note the **Symbols** box provided by an Integrated Development Environment (IDE) above to make it easier to construct a program by selecting symbols from a context sensitive picker. Also an IDE can automatically provide syntax completion alternatives.² Furthermore, an IDE can be more liberal about syntax and accept something like the following:

```
IntegerAndVector ≡ Interface [Integer]→ Integer
                             [Vector]→ Vector
```

The formal syntax of a procedure interface is in the following end note: ix.

Procedure methods, *i.e.*, Actor implements []→, ¶ and §

A procedure method has message formal parameters delimited by “[” and “]” followed by “→” and then the expression to be computed.³ For example, [n:Integer]→ n+n¶ is a (unnamed) procedure method that given a message with an integer number, n, returns the number plus itself.

Procedure methods can be overloaded using “Actor implements”, followed by a type, followed by “using”, followed by a list of procedure methods separated by “¶” and terminated by “§”.^x For example, in the following Double is defined to implement **IntegerAndVector**.

```
Double ≡ Actor implements IntegerAndVector using
        [n:Integer]→ n+n¶ // integer addition
        [v:Vector]→ v+v§ // vector addition
```

message received

Symbols

≡ ¶ § | →

The formal syntax of procedure methods is in the end note: xi.

Sending messages to procedures, *i.e.*, .[]

Sending a message to a procedure (*i.e.* “calling” a procedure with arguments) is expressed by an expression that evaluates to a procedure followed by “.”⁴ followed by a message with parameter expressions delimited by “[” and “]”. For example, Square.[2+1]¶ means send Square⁵ the message [3]. Thus Square.[2+1]¶ is equivalent to 9¶.

The formal syntactic definition of procedural message sending is in the end note: xii.

¹ Every interface is a type.

² Analogous to **ctrl+space** in Eclipse, *etc.*

³ Note the following crucial differences (recalling that font, color, and capitalization are of no semantic significance for identifiers although words with different capitalization are different identifiers):

- [Integer]→ Integer is a method signature type and *not* a procedure. It is a procedure type that take an integer argument and returns an integer value.
- [Integer]→ Integer is a method and *not* a type. It is the “identity” procedure of one argument that always returns the argument as its value.

⁴ The symbol . is fancy typography for an ordinary period when it is used to denote message sending.

⁵ As a convenience, the procedure Square can be defined to implement the type [Integer]→Integer as follows:

```
Square.[x:Integer]:Integer ≡ x*x
```

Patterns

Patterns are fundamental to ActorScript. For example,

- 3 is a pattern that matches 3
- "abc" is a pattern that matches "abc".
- _ is a pattern that matches anything¹
- **_:Integer** is a pattern that matches any **Integer**
- **\$\$x** is a pattern that matches the value of **x**.
- **\$(x+2)** is a pattern that matches the value of the expression **x+2**.
- **< 5** is a pattern that matches an integer less than 5
- **x suchThat Factorial.[x]>120** is a pattern that matches an integer whose factorial is greater than 120

Identifiers² can be bound using patterns as in the following examples:

- **x** is a pattern that matches "abc" and binds **x** to "abc"³
- **x:Integer** is a pattern that does not match "abc" because "abc" is not an integer
- **x:Integer** is a pattern that matches 3 and binds **x** to 3

Cases, i.e., ? : , : [?]

Cases are used to perform conditional testing. In a Cases expression, an expression for the value on which to perform case analysis is specified first followed by "?" and then followed by a number of cases such that each case is separated from the next by "," and cases are terminated by "[?]"^{xiii}. A case consists of

- a pattern followed by ":" and an expression to compute the value for the case. All of the patterns before an **else** case must be disjoint; i.e. it must not be possible for more than one to match.
- optionally (at the end of the cases) one or more of the following cases: "**else**" followed by an optional pattern⁴, ":", and an expression to compute the value for the case. An **else** case applies *only* if none of the patterns in the preceding cases⁵ match the value on which to perform case analysis.

As an arbitrary example purely to illustrate the above, suppose that the procedure **Random** implements **[Integer]→Integer** in the following example:

Random.[] ?

0 :

Throw⁷ RandomNumberException[],

1 :

6,

else y thatIs < 5 :

Fibonacci.[y],

else z :

Factorial.[z] [?]

Symbols

[?] | :

// Random.[] returned 0⁶

// throw an exception because Fibonacci.[0] is undefined

// Random.[] returned 1,

// the value of the cases expression is 6

// Random.[] returned y that is not 0 or 1 and is less than 5

// return Fibonacci of the value returned by Random.[]

// Random.[] returned z that is not 0 or 1 and is not less than 5

// return Factorial of the value returned by Random.[]

The formal syntax of cases is in the following end note: **xiv**.

¹ e.g., _ matches 7

² An identifier is a name that is used in a program to designate an Actor

³ where **x** is of type **Any**

⁴ that *must* match else an error is thrown.

⁵ including patterns in previous else cases

⁶ As is standard, this paper uses the token "//" to begin a one-line comment. In this paper, comments are depicted in gray font.

⁷ Reserved words are shown in bold black.

Lists, *i.e.*, [] using Spread, *i.e.*, [...]

List expressions are delimited by “[” and “]”. Within a list, “...” is used to spread the elements of whatever follows it. For example

- [1, ...[2, 3], 4] is equivalent to [1, 2, 3, 4]
- [[1, 2], ...[3, 4]] is equivalent to [[1, 2], 3, 4]
- [1, 2, ...[[3, 4]], ...[5, 6]] is equivalent to [1, 2, [3, 4], 5, 6]
- [...[1, 1], ...[1, 1]] is equivalent to [1, 1, 1, 1]

The formal syntax of list expressions is in the following end note: **xv**.

List patterns are delimited by “[” and “]”. Within a list, “...” is used to match the pattern that follows with the list zero or more elements. For example:

- [[x, 2], ...y] is a pattern that matches [[1, 2], 3, 4] and binds x to 1 and y to [3, 4]
- [[1, 2], ...\$\$y] is a pattern that only matches [[1, 2], 3, 4] if y has the value [3, 4]
- [...x, ...y] is an illegal pattern because it can match ambiguously

The formal syntax of patterns is in the following end note: **xvi**.

As an example of the use of spread, the following procedure returns every other element of a list beginning with the first:

```
AlternateElements.[aList:List]:List ≡
  aList ?
  [] ≡ [],
  [anElement] ≡ [anElement],
  [firstElement, secondElement] ≡ [firstElement],
  else [firstElement, secondElement, ...remainingElements] ≡
    [firstElement, ...AlternateElements.[remainingElements]] []
```

spread

Symbols
 ≡ [] [] ...

Consequently,

- AlternateElements.[] is equivalent to []
- AlternateElements.[3] is equivalent to [3]
- AlternateElements.[3, 4] is equivalent to [3]
- AlternateElements.[3, 4, 5] is equivalent to [3, 5]

Binding locals, *i.e.*, (←)

A binding in a parenthesized construct consists of a pattern followed by “←” and an expression to compute a value. Bindings can be separated by semicolons to specify dependency. For example, [“G”, “F”, “F”] could be written as follows:

```
(x ← “F”, // x is “F”
 [“G”, x, x])
```

Independent bindings are accomplished using a list pattern. For example, [“L”, [“H”, “F”], [“K”, “F”]] could be written as follows:

```
(x ← “F”, // x is “F”
 y ← [“G”, x, x], // y is [“G”, “F”, “F”]
 [x, y] ← [[“H”, x], [“K”, x]], // x is [“H”, “F”] and y is [“K”, “F”]
 [“L”, x, y])
```

bind

Symbols
 [] ←

The formal syntax of bindings is in the following end note: **xvii**.

More Actor Interfaces

An Actor interface is used to specify the signatures of methods of an Actor.¹ An Actor interface can be expressed by "Interface" followed by a list of method signatures separated by a commas ",", terminated by "◇". Each method signature consists of a message name followed by "[", argument types, "]", "→", and the return type of the method.

The type **Vector** can be defined as follows:

Symbols

≡ → ◇ ■

Vector ≡ **Interface**

```

getX[ ] → Float,           // getX is a message with no arguments that returns Float
getY[ ] → Float,           // getY is a message with no arguments that returns Float
plus[Vector] → Vector,     // plus is a message with one argument that is of type Vector that
                             // returns a value of type Vector which is the sum of the receiver and the argument of the message
scale[Float] → Vector ◇ ■ // scale is a message with one argument that is of type Float that
                             // returns a value of type Vector which is the receiver scaled by the argument of the message

```

More Methods, i.e., Actor implements [] → , ¶, and §

An Actor can implement an interface by providing a method for each method signature.

An interface implementation begins with "Actor implements" followed by an interface, followed by **using** followed by methods separated by paragraph markers "¶" and terminated by a section marker "§". Each method consists of a message name followed by "[", formal parameters, "]", "→" and an expression for the response.

For example, the procedure CreateVector that creates Actors of type **Vector** can be defined as follows:

CreateVector.**[x:Float, y:Float]** ≡

Actor implements Vector using

```

getX[ ] → x¶
getY[ ] → y¶
plus[aVector] → CreateVector.[x+aVector.getX[ ], y+aVector.getY[ ]]¶
scale[aScaler] → CreateVector.[x*aScaler, y*aScaler]§■

```

Symbols

≡ → ¶ § ■

Consequently,

- CreateVector.**[3, 4].**getX**[]**■ is equivalent to 3■
- CreateVector.**[3, 4].**plus**[CreateVector.**[1, 2]]****■ is equivalent to CreateVector.**[4, 6]**■
- CreateVector.**[3.0, 4.0.0].**scale**[2.0]**■ is equivalent to CreateVector.**[6.0, 8.0]**■

The formal syntactic definition of named-message sending is in the end note: ^{xviii}

¹ Actor interfaces are generalizations of procedure interfaces [see above] with the addition of message names.

The procedure CreateCartesian that creates Actors of type **Complex** can be defined as follows:

```

CreateCartesian.[myRealPart:Float, myImaginaryPart:Float] ≡
Actor thisCartesianxi // the identifier thisCartesian is bound to this Actor
implements Complex1 using
  realPart[ ] → myRealPart¶
  imaginaryPart[ ] → myImaginaryPart¶
  magnitude[ ] → SquareRoot.[myRealPart*myRealPart + myImaginaryPart*myImaginaryPart]¶
  angle[ ] →
    (theta ← Arcsine.[myImaginaryPart/thisCartesian.magnitude[ ]],
     myRealPart > 0 ?
       True % theta,
       False % myImaginaryPart > 0 ?
         True % 180°-theta,
         False % 180°+theta ¶¶)¶
  plus[argument] →
    (argumentRealPart ← argument.realPart[ ],
     argumentImaginaryPart ← argument.imaginaryPart[ ],
     CreateCartesian.[myRealPart+argumentRealPart,
                       myImaginaryPart+argumentImaginaryPart])¶
  times[argument] →
    (argumentRealPart ← argument.realPart[ ],
     argumentImaginaryPart ← argument.imaginaryPart[ ],
     CreateCartesian.[myRealPart*argumentRealPart - myImaginaryPart*argumentImaginaryPart,
                       myImaginaryPart*argumentRealPart + myRealPart*argumentImaginaryPart])§
also partially reimplements QueryInterfacexx using
  sameAs[x] → // Test if an Actor is the same as another Actor (i.e. "sameAs")
    x ?
      z:Complex % myRealPart=z.realPart[ ] ∧ myImaginaryPart=z.imaginaryPart[ ],
      // test if both real parts and imaginary parts are the same
    else % False ¶§¶

```

Symbols

≡ → % ¶ § ¶

Consequently,

- CreateCartesian.[1, 2].realPart[]¶ is equivalent to 1¶
- CreateCartesian.[3, 4].magnitude[]¶ is equivalent to 5.0¶
- CreateCartesian.[0, 1].times[CreateCartesian.[0, 1]]¶ is equivalent to CreateCartesian.[-1, 0]¶^{xi}

¹ The type **Complex** can be defined as follows:

```

Complex ≡ Interface angle[ ] → Degrees, // angle is a message with no arguments that returns a value of type Degrees
  magnitude[ ] → Length,
  realPart[ ] → Float,
  imaginaryPart[ ] → Float,
  plus[Complex] → Complex // plus is a message with one argument that is of type Complex that
    // returns a value of type Complex which is the sum of the receiver and the argument of the message
  times[Complex] → Complex ¶ // times is a message with one argument that is of type Complex that
    // returns a value of type Complex which is the product of the receiver and the argument of the message

```

Keyword arguments, i.e., ☒

The procedure CreatePolar creates Actors of type **Complex** using keyword arguments:

```
CreatePolar.☐[theAngle ☒ myAngle:Degrees, theMagnitude ☒ myMagnitude:Length] ≡  
// theAngle and theMagnitude are keywords for arguments
```

```
Actor thisPolar // the identifier thisPolar is bound to this Actor
```

```
implements Complex using
```

```
angle[ ]→ myAngle☐
```

```
magnitude[ ]→ myMagnitude☐
```

```
realPart[ ]→ myMagnitude*Sine.☐[myAngle]☐
```

```
imaginaryPart[ ]→ myMagnitude*Cosine.☐[myAngle]☐
```

```
plus[argument]→
```

```
  (argumentRealPart ← argument.☐realPart[ ],
```

```
   argumentImaginaryPart ← argument.☐imaginaryPart[ ],
```

```
   CreateCartesian.☐[argumentRealPart + thisPolar.☐realPart[ ],
```

```
    argumentImaginaryPart + thisPolar.☐imaginaryPart[ ]])☐
```

```
times[argument]→
```

```
  (argumentAngle ← argument.☐angle[ ],
```

```
   argumentMagnitude ← argument.☐magnitude[ ],
```

```
   CreatePolar.☐[theAngle ☒ myAngle+argumentAngle,
```

```
    theMagnitude ☒ myMagnitude*argumentMagnitude]☐
```

```
also partially reimplements QueryInterface using
```

```
sameAs[x]→ x ? z:Complex ☐ (myAngle=z.☐angle[ ] ∧ myMagnitude =z.☐magnitude[ ]),
```

```
// test if both angles and magnitudes are the same
```

```
else ☐ False ☐☐☐
```

Consequently,

- CreatePolar.☐[theAngle ☒ 0°, theMagnitude ☒ 1]☐.☐realPart[]☐ is equivalent to 1
- CreatePolar.☐[theAngle ☒ 90°, theMagnitude ☒ 1]☐.☐times[CreateCartesian.☐[0, 1]]☐ is equivalent to CreatePolar.☐[theMagnitude ☒ 1, theAngle ☒ 180°]☐¹
- (CreatePolar.☐[theAngle ☒ 90°, theMagnitude ☒ 1]☐.☐QueryInterface)☐.☐sameAs[CreateCartesian.☐[0, 1]]☐ is equivalent to **True**☐

The formal syntax of implementing multiple interfaces is in the following end note: **xxii**.

keyword

Symbols

≡ ☐ → ☐ ? ☐ ☐ ☐ ☐ ☐ ☐ ☐

¹ i.e., $i^2 = -1$ where i is the imaginary number CreatePolar.☐[theAngle ☒ 90°, theMagnitude ☒ 1]☐, which is the same complex number as CreateCartesian.☐[0, 1]☐

Mutable Actors with Assignable Variables, *i.e.*, Actor and \equiv

Using the expressions introduced so far, actors do not change. Mutable Actors are introduced below.

An Actor can be created using "Actor" followed by optional declarations for variables preceded by **with** and implementations preceded by **implements**. Declarations are separated using "," and terminated by " \diamond ". The order in which declarations are written does not matter.

Methods in an Actor execute mutually exclusively. In this paper assignable variables are colored purple, which by itself has no semantic significance, *i.e.*, printing this paper in black and white does not change any meaning. Similarly each assignment \equiv is shown in orange to make it more visible. The use of assignments is strictly controlled in order to achieve better structured programs.^{xxiii}

Below is an example of an account which provides the ability to get the current balance, deposit an amount, and withdraw an amount.^{xxiv}

Symbols

$\equiv \diamond \rightarrow \circ \text{?} \uparrow \$ \text{!}$

```
CreateEuroAccount.[startingBalance:Currency]  $\equiv$ 
  Actor with myBalance  $\equiv$  startingBalance  $\diamond$  // myBalance is an assignable variable initially assigned to startingBalance
  implements Account1 using
    getBalance[ ]  $\rightarrow$  myBalance  $\uparrow$ 
    deposit[anAmount]  $\rightarrow$  Void always myBalance  $\equiv$  myBalance + anAmount  $\uparrow$ 
                                     // return Void, the next message is processed with myBalance reflecting the deposit
    withdraw[anAmount]  $\rightarrow$ 
      (amount > myBalance) ? True  $\circ$  Throw OverdrawnException[ ],
                           False  $\circ$  Void always myBalance  $\equiv$  myBalance - anAmount  $\text{?}\$ \text{!}$ 
                                     // return Void, the next message is processed with myBalance reflecting the withdrawal
```

The formal syntax of Actor expressions is in the following end note: xxv.

Continuations

Continuations are used in ActorScript to linearize computation and to increase referential transparency of variables.

Regions highlighted in yellow above are continuations. For example, the following continuation

Void always myBalance \equiv myBalance + anAmount
returns Void and updates myBalance for the next message received.

By linearizing computation, a continuation prevents default concurrency and consequently variable data races are impossible.

The formal syntax of continuations is in the following end note: xxvi.

¹ Account \equiv Interface getBalance[] \rightarrow Currency,
deposit[Currency] \rightarrow Void,
withdraw[Currency] \rightarrow Void \diamond !

Preparation, i.e., ;

By default in ActorScript all execution is allowed to occur concurrently subject to message passing dependencies.¹

Default concurrency can be controlled using preparation that is expressed in a compound parenthesized expression by using “;” to signify that execution proceeds only after everything proceeding in the compound parenthesized expression has been completed.

The following expression creates an account `anAccount` with initial balance €5 and then concurrently withdraws €1 and €2 in preparation for reading the balance:

```
(anAccount ← CreateEuroAccount.€5], // € is a reserved prefix operator
 anAccount.withdraw€1],
 anAccount.withdraw€2];           // proceed after both of the withdrawals have been acknowledged
 anAccount.getBalance[])]
```

The above expression returns €2.

On the other hand, consider the following noting that preparations are carried out concurrently:

```
(anAccount ← CreateEuroAccount.€5],
 anAccount.deposit€11], anAccount.withdraw€5]; // the balance in anAccount might temporarily be €0
 aReportedBalance ← anAccount.getBalance[];    // aReportedBalance is €11
 anAccount.deposit€7],
 anotherReportedBalance ← anAccount.getBalance[]; // anotherReportedBalance might be €11 or €18
 [aReportedBalance, anotherReportedBalance])]
```

The above expression returns [€11, €11] or [€11, €18].

Operations are quasi-commutative to the extent that it doesn't matter in which order they occur. Quasi-commutativity can be used to tame indeterminacy.

¹ It is impossible to process information in a message before the message has been received.

Concurrency annotations, *i.e.*, ⑩

An expression can be annotated for concurrent execution by preceding it with “⑩” indicating that the following expression should be considered for concurrent execution if resources are available. For example ⑩Factorial.[1000]+⑩Fibonacci.[2000] is annotated for concurrent execution of Factorial.[1000] and Fibonacci.[2000] both of which *must* complete execution.¹ This does not require that the executions of Factorial.[1000] and Fibonacci.[2000] actually overlap in time.

The formal syntax of explicit concurrency is in the following end note: xxvii.

By contrast with the nondeterministic lambda calculus, there is always-halting Actor that when sent a **start[]** message can compute an integer of unbounded size. This is accomplished by sending a counter that it creates both a **stop[]** message and a **go[]** message. The counter is created with an integer variable **currentCount** initially 0 and a Boolean variable **continue** that is initially **True** with the following behavior:

- When a **stop[]** message is received, set **continue** to **False** and return **currentCount**.
- When a **go[]** message is received:
 1. if **continue** is **True**, increment **currentCount** by 1 and send the counter a **Go[]** message.
 2. if **continue** is **False**, return **Void**

By the Actor Model of Computation [Clinger 1981, Hewitt 2006], the above Actor will eventually receive the **Stop[]** message and return an unbounded number.

CreateUnbounded ≡

Actor implements Unbounded² using

start[]→

(aCounter ← CreateCounter.[],

⑩aCounter.**go[]**,

⑩aCounter.**stop[]**)\$!

// a **start[]** message is

// let aCounter be a new **Counter**

// send aCounter a **go[]** message and concurrently

// return the value of calling aCounter with a **stop[]** message

implemented by

CreateCounter.[] ≡

Actor thisCounter

with **currentCount** := 0,

continue := **True**

implements Counter³ using

stop[]→ **currentCount**

// return **count** also

always **continue** := **False** // on the next message received **continue** is **False**

go[]→

continue ?

True : Exit thisCounter.**go[]**

// if **continue** is **True** then exit calling this Actor with a **Go[]** message

always **currentCount** := **currentCount** + 1, // on the next message received **currentCount** is incremented

False : **Void** ?\$!

// if **continue** is **False** return **Void**



Symbols

≡ ◊ → : ? ? ! \$! ⑩

¹ In other words, execution of Factorial.[1000] and Fibonacci.[2000] is *not* allowed to be deferred.

² Unbounded ≡ Interface []→ Integer◊!

³ Counter ≡ Interface stop[]→ Integer,
go[]→ Void◊!

Swiss cheese, *i.e.*, queues, Enqueue for, Permit, and Hole

Swiss cheese [Hewitt and Atkinson 1977, 1979; Atkinson 1980]^{xxviii} is a generalization of mutual exclusion with the following goals:

- *Generality*: Ability to conveniently program any scheduling policy
- *Performance*: Support maximum performance in implementation, e.g., the ability to minimize locking and to avoid repeatedly recalculating a condition for proceeding.
- *Understandability*: Invariants for the variables of a mutable Actor should hold whenever entering or leaving the cheese.
- *Modularity*: Resources requiring scheduling should be encapsulated so that it is impossible to use them incorrectly.

Methods in an Actor execute mutually exclusively while in the “cheese”, *i.e.*, at most one activity can execute in the cheese at a time. However, there can be “holes” in the cheese to permit other activities to happen and then continue execution. This is achieved using “string bean style”^{xxix} to control visibility of effects (*e.g.* assignments) and to enforce sequencing moving in and out of the cheese.^{xxx}

In this paper, queues are shown in orange. The color has no semantic significance. In the illustrations below, the holes in the cheese are highlighted in grey.

Below is an implementation of a **Gate** that suspends those who send a **PassThrough[]** and whenever the gate receives an **Open[]** message, then those already waiting are allowed to pass through.

CreatePassThruWhenOpenedGate.**[]** ≡

Actor

queues **aQueue**◇

implements **Gate** using

passThru[]→

Enqueue **aQueue** for

Void // return Void

always permit **aQueue**¶

// if **aQueue** is empty then release cheese, else permit another in **aQueue** without releasing cheese

open[]→ Void // return Void

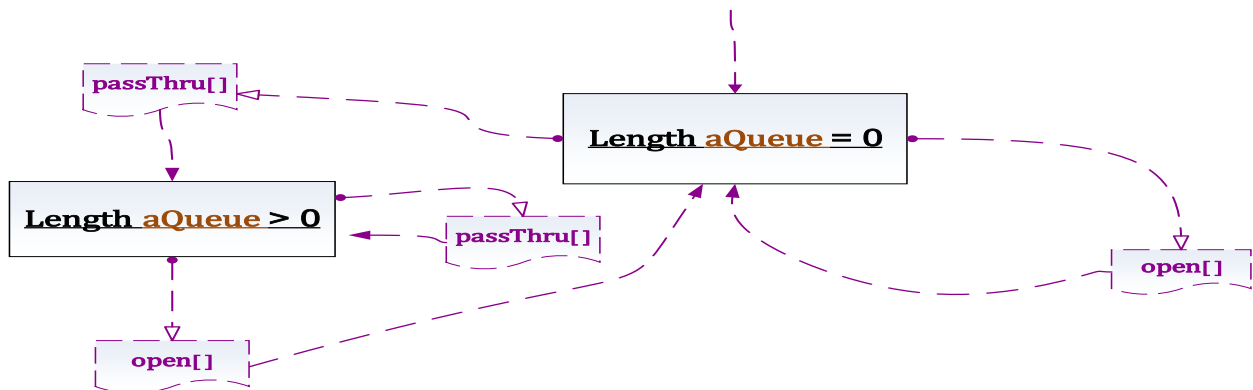
always permit **aQueue**§

// if **aQueue** is empty then release cheese, else permit another in **aQueue** without releasing cheese

Symbols

≡ → ¶ § |

The following is a state diagram of the above implementation CreatePassThruWhenOpenedGate:



Below is an implementation of a `Gate`¹ that suspends those who send a `PassThrough[]` until the gate is opened by receiving an `open[]` message and thereafter remains open.



CreateOnetimeGate.**[]** ≡

Actor² with `opened := False` // `opened` is a local assignable variable that is initially **False**

queues **aQueue**◊

implements **Gate** using

passThru[]→

Enqueue **opened** ? True : NullQueue,
False : **aQueue** for

RequirePre opened for

Void

always permit **aQueue**¶

open[] → Void

always permit **aQueue**

also opened $\mathrel{:=}$ True $\diamond \S 1$

```
// if opened is True, then proceed immediately without releasing cheese
```

```
// if opened is False, then join aQueue and release cheese
```

// **opened** must be **True** or an exception is thrown³

```
// return Void
```

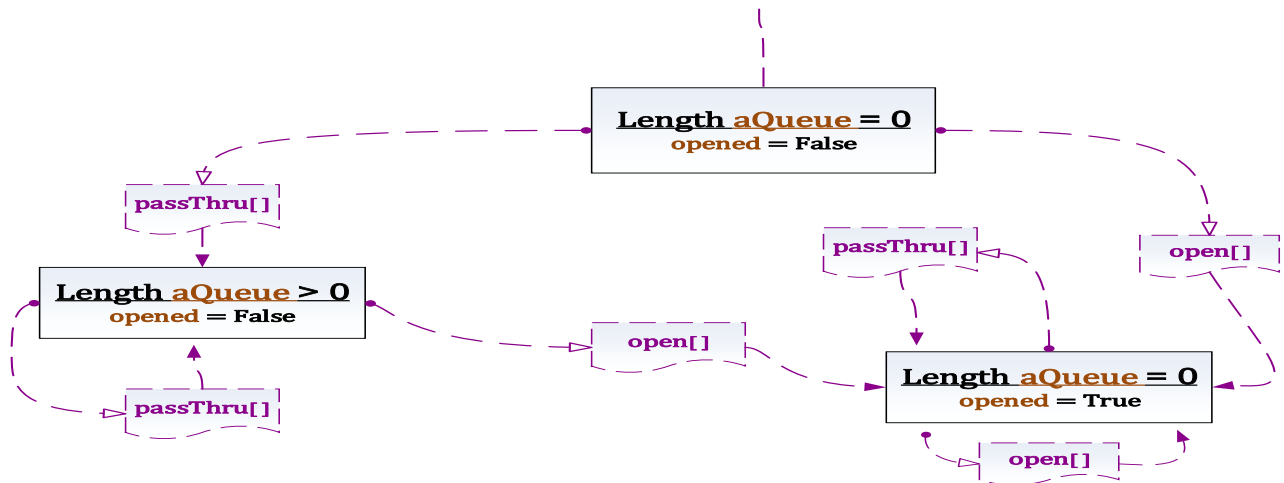
```
// continue draining aQueue without releasing cheese
```

```
// return Void
```

```
// start draining aQueue without releasing cheese
```

```
// opened is True for the next to acquire cheese
```

The following is a state diagram of the above implementation CreateOnetimeGate:


$$^1 \text{ Gate} \equiv \text{Interface } \text{passThru}[] \mapsto \text{Void}, \\ \text{open}[] \mapsto \text{Void} \diamond \mathbf{I}$$
² invariants `open ⇒ isEmpty aQueue` // invariants must hold on entering and leaving cheese

³ because it is an internal error condition that should never occur


```
CreateShop.[waitingRoomCapacity:(Integer thatIs  $\geq 0$ ), firstBarber:Barber, secondBarber:Barber]  $\equiv$   
Actor with firstBarberIsShaving  $\coloneqq$  False,  
secondBarberIsShaving  $\coloneqq$  False  $\diamond$  // initially neither barber is shaving
```

```
// secondBarberIsShaving=False for next to acquire cheese
```

$$\equiv \Diamond \rightarrow \circ [?] \wedge \vee \neg \P \S \blacksquare$$

```
// secondBarberIsShaving=False for next to acquire cheese
```

The diagram illustrates the state transitions for a barber shop problem with two barbers and two customers. The states are represented by boxes, and transitions are labeled 'shaved'.

States:

- State 1 (Top):** Length **aQueue** = 0
firstBarberIsShaving
secondBarberIsShaving
- State 2 (Middle Left):** Length **aQueue** = 0
firstBarberIsShaving
secondBarberIsShaving
- State 3 (Middle Right):** Length **aQueue** = 0
firstBarberIsShaving
secondBarberIsShaving
- State 4 (Bottom Left):** Length **aQueue** = 0
firstBarberIsShaving
secondBarberIsShaving
- State 5 (Bottom Right):** Length **aQueue** > 0
firstBarberIsShaving
secondBarberIsShaving

Transitions:

- From State 1 to State 2 (labeled 'shaved')
- From State 1 to State 3 (labeled 'shaved')
- From State 2 to State 1 (labeled 'shaved')
- From State 2 to State 3 (labeled 'shaved')
- From State 3 to State 1 (labeled 'shaved')
- From State 3 to State 5 (labeled 'shaved')
- From State 4 to State 2 (labeled 'shaved')
- From State 4 to State 5 (labeled 'shaved')
- From State 5 to State 4 (labeled 'shaved')
- From State 5 to State 3 (labeled 'shaved')

visit[] nodes:

- visit[] (Top Left)
- visit[] (Middle Left)
- visit[] (Middle Right)
- visit[] (Bottom Left)
- visit[] (Bottom Right)

Each 'visit[]' node is connected to a state box by a dashed arrow, indicating a transition to a visit state.

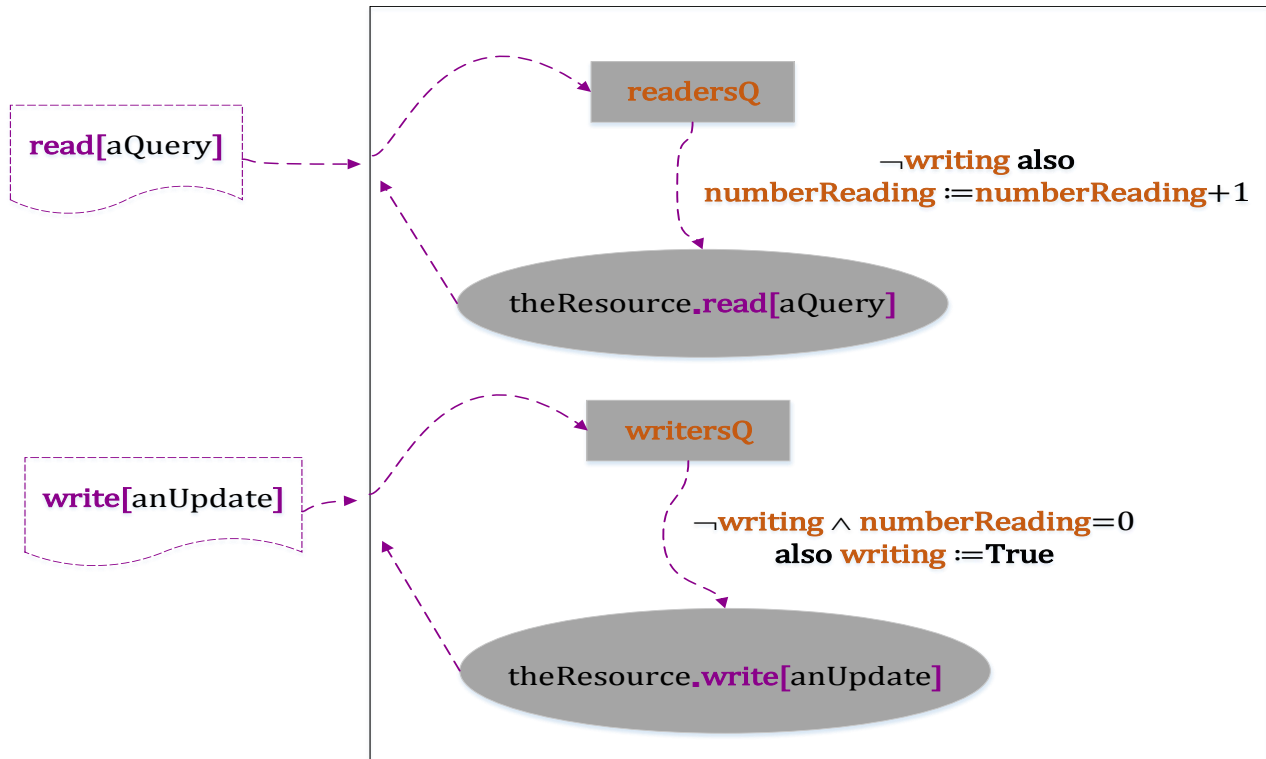
Page 17 of 60

The formal syntax is in the following endnote:^{xxxv}

Concurrency control for readers and writers in a shared resource is a classic problem. The fundamental constraint is that multiple writers are not allowed to operate concurrently.

Below are two implementations of readers/writer guardians for a shared resource that implement different policies:^{xxxvi}

1. *ReadingPriority*: The policy is to permit maximum concurrency among readers without starving writers.^{xxxvii}
 - a. When no writer is waiting, all readers start as they are received.
 - b. When a writer has been received, no more readers can start.
 - c. When a writer completes, all waiting readers start even if there are writers waiting.
2. *WritingPriority*: The policy is that readers get the most recent information available without starving writers.^{xxxviii}
 - a. When no writer is waiting, all readers start as they are received.
 - b. When a writer has been received, no more readers can start.
 - c. When a writer completes, just one waiting reader is permitted to complete if there are waiting writers.



The interface for the readers/writer guardian is the same as the interface for the shared resource:

```
ReadersWriter ≡ Interface read[Query] ↦ QueryResult,
                        write[Update] ↦ Void ◻ I
```

Illustration of reading-priority:

CreateReadingPriority.₁[theResource:ReadersWriter] ≡

Actor with **writing** := False, **numberReading**: (Integer thatIs ≥ 0) := 0

queues **readersQ**, **writersQ**

implements **ReadersWriter** using

read[query] →

Enqueue^{xxxix} (**writing** ∨ ¬IsEmpty **writersQ**) ? True : **readersQ**, // release cheese while in **readersQ**

False : NullQueue ? for

RequirePre **writing** = False^{xl} for

(**numberReading** := **numberReading** + 1;

Permit **readersQ**

hole theResource.**read**[query]

always permit (IsEmpty **writersQ**) ? True : **readersQ**, // after reading permit all in **readersQ** if no waiting writers

False : **numberReading** ? 1 : **writersQ**,

else : NullQueue ? ?

also RequirePre **numberReading** ≥ 1 for **numberReading** := **numberReading** - 1)¶

write[update] →

Enqueue^{xli} (**numberReading** > 0 ∨ ¬IsEmpty **readersQ** ∨ **writing** ∨ ¬IsEmpty **writersQ**) ? True : **writersQ**^{xlii}

False : NullQueue ? for

RequirePre^{xliii} **numberReading** = 0 ∧ ¬**writing** for

// an exception is thrown if there is reading or writing

(**writing** := True;

Hole theResource.**write**[update]

always permit (IsEmpty **readersQ**) ? True : **writersQ**,

False : **readersQ** ?

// release cheese while writing

// after writing permit **writersQ** if no waiting readers

// after writing permit **readersQ** if readers are waiting

also RequirePre **writing** for **writing** := False)¶

Illustration of writing-priority:

CreateWritingPriority.₁[theResource:ReadersWriter] ≡

Actor with **writing** := False, **numberReading**: (Integer thatIs ≥ 0) := 0

queues **readersQ**, **writersQ**

implements **ReadersWriter** using

read[query] →

Enqueue^{xliv} (**writing** ∨ ¬Empty **writersQ**) ? True : **readersQ**, // release cheese while in **readersQ**

False : NullQueue ? for

RequirePre **writing** = False for

(**numberReading** := **numberReading** + 1;

Permit IsEmpty **writersQ** ? True : **readersQ**,

False : NullQueue ?

// don't permit **readersQ** if writers are waiting

hole theResource.**read**[query]

// release cheese while reading

always permit (IsEmpty **writersQ**) ? True : **readersQ**,

False : **numberReading** ? 1 : **writersQ**,

else : NullQueue ? ?

// don't permit **readersQ** if writers are waiting

also RequirePre **numberReading** ≥ 1 for **numberReading** := **numberReading** - 1)¶

write[update] →

Enqueue^{xlv} (**numberReading** > 0 ∨ ¬IsEmpty **readersQ** ∨ **writing** ∨ ¬IsEmpty **writersQ**) ? True : **writersQ**^{xlvi}

False : NullQueue ? for

RequirePre **numberReading** = 0 ∧ ¬**writing** for

(**writing** := True;

Hole theResource.**write**[update]

// release cheese while writing

always permit (IsEmpty **readersQ**) ? True : **writersQ**,

False : **readersQ** ?

also RequirePre **writing** for **writing** := False)¶

Symbols

≡ ◊ → ∃ ? ∧ ∨ ¬ ¶ § ¶

The formal syntax of queue management in cheese is in the following end note: **xlvi**.

Structural Actors

Structures, *i.e.*, []

The type **Tree** can be defined as follows:

Tree \equiv **Interface**

The structure **Leaf** can be defined as follows:

Leaf[aTerminal] \equiv **Actor implements Tree** // a terminal can be of any type

For example,

- The expression $(x \leftarrow 3, \text{Leaf}[x])$ is equivalent to **Leaf**[3]
- The pattern **Leaf**[x] matches **Leaf**[3] and binds x to 3.

The structure **Fork** can be defined as follows:

Fork[aLeft:Tree, aRight:Tree] \equiv **Actor implements Tree**

For example,

- The expression $(x \leftarrow 3, \text{Fork}[x, x+1])$ is equivalent to **Fork**[3, 4]
- The pattern **Fork**[x, y] matches **Fork**[5, 6] and binds x to 5 and y to 6.

Below is the definition of a procedure that computes a list that is the “fringe” of the leaves of tree.

Fringe.[aTree:Tree]:List \equiv
aTree ? **Leaf**[x] \ni [x],
 Fork[tree1, tree2] \ni [**Fringe**.[tree1], **Fringe**.[tree2]] ?

The above procedure can be used to define **SameFringe** that determines if two lists have the same fringe [Hewitt 1972]:

SameFringe.[aTree:Tree, anotherTree:Tree]:Boolean \equiv // test if two trees have the same fringe
 Fringe.[aTree] = **Fringe**.[anotherTree] // = is a test for equality

The structure **TwoTuple** can be defined as follows using keyword arguments:

TwoTuple[first \ni myFirst, second \ni mySecond] \equiv
 Interface extends Tuple using
 flip[] \rightarrow **TwoTuple**[first \ni mySecond, second \ni myFirst]

For example,

- **TwoTuple**[first \ni 3, second \ni 4] is equivalent to **TwoTuple**[second \ni 4, first \ni 3]
- The pattern **TwoTuple**[second \ni x] matches **TwoTuple**[second \ni 4, first \ni 3] and binds x to 4.
- $(\text{TwoTuple}[\text{second} \ni x] \leftarrow y, x)$ is equivalent to $(y:\text{TwoTuple}).\text{second}$

Enumerations, *i.e.*, Enumeration , ♦ using Qualified Names, *i.e.*, `

An enumeration provides symbolic names for alternatives. For example,

DayName ≡ Enumeration **Monday, Tuesday, Wednesday, Thursday, Friday, Saturday, Sunday** ♦

From the above definition, an enumerated day is available using a qualified name, *e.g.*, **Monday** **DayName**.

Qualified Names separated by “” provide structure for namespaces. The formal syntax of qualified names is in the following end note: **xlvi**.

The procedure below computes the name of following day of the week given the name of any day of the week:

UsingNamespace DayName |

FollowingDay.[aDay:DayName]:DayName ≡

```
aDay ? Monday : Tuesday,
      Tuesday : Wednesday,
      Wednesday : Thursday,
      Thursday : Friday,
      Friday : Saturday,
      Saturday : Sunday,
      Sunday : Monday ♦
```

Alternatively, the procedure followingDay (above) can be implemented as follows:

followingDay.[d:DayName]:DayName ≡ (d:Integer+1 mod 7):DayName |

where the day name d is cast to **Integer**, 1 is added modulo 7, and the result is cast to **DayName**.

The formal syntax of enumerations is in the following end note: **xlix**.

Sets, *i.e.*, { } using spreading, *i.e.*, { v }

A set is an unordered structure with duplicates removed.

For example, a set version of fringe can be implemented as follows:

```
SetFringe.[aTree:Tree]:Set ≡ // set of the contents of the leaves of a tree
aTree ? Leaf[x] : {x},
      Fork[tree1, tree2] : {vSetFringe.[tree1], vSetFringe.[tree2]} ? |
```

The formal syntax of sets is in the following end note: **l**.

Multisets, *i.e.*, { } using spreading, *i.e.*, { v }

A set is an unordered structure with duplicates allowed.

For example, MultisetFringe can be implemented as follows using “{” and “}” to delimit multisets:

```
MultisetFringe.[aTree:Tree]:Multiset ≡ // multiset of the contents of the leaves of a tree
aTree ? Leaf[x] : {x},
      Fork[tree1, tree2] : {vMultisetFringe.[tree1], vMultisetFringe.[tree2]} ? |
```

For example, the expression MultisetFringe.[Fork[Leaf[4], Fork[Leaf[4], Leaf[5]]] | is to equivalent to {5, 4, 4} |.

The formal syntax of multisets is in the following end note: **li**.

Conclusion

Before the end of this decade, we will have deployed billions of chips, each with thousands of hyper-threaded cores executing hundreds of thousands of threads. Consequently, GOFIP (Good Old-Fashioned Imperative Programming) paradigm must be fundamentally extended. ActorScript is intended to be a contribution to this extension.

Acknowledgment

Important contributions to the semantics of Actors have been made by: Gul Agha, Beppe Attardi, Henry Baker, Will Clinger, Irene Greif, Carl Manning, Ian Mason, Ugo Montanari, Maria Simi, Scott Smith, Carolyn Talcott, Prasanna Thati, and Aki Yonezawa.

Important contributions to the implementation of Actors have been made by: Bill Athas, Russ Atkinson, Beppe Attardi, Henry Baker, Gerry Barber, Peter Bishop, Nanette Boden, Jean-Pierre Briot, Bill Dally, Peter de Jong, Jessie Dedecker, Ken Kahn, Henry Lieberman, Carl Manning, Mark S. Miller, Tom Reinhardt, Chuck Seitz, Dale Schumacher, Richard Steiger, Dan Theriault, Mario Tokoro, Darrell Woelk, and Carlos Varela.

Research on the Actor model has been carried out at Caltech Computer Science, Kyoto University Tokoro Laboratory, MCC, MIT Artificial Intelligence Laboratory, SRI, Stanford University, University of Illinois at Urbana-Champaign Open Systems Laboratory, Pierre and Marie Curie University (University of Paris 6), University of Pisa, University of Tokyo Yonezawa Laboratory and elsewhere.

The members of the Silicon Valley Friday AM group made valuable suggestions for improving this paper. Discussions with Blaine Garst were helpful in the further development of Swiss cheese as well providing background on the historical development of interfaces. Patrick Beard found bugs and suggested improvements in presentation. Fanya S. Montalvo and Ike Nassi suggested simplifying the syntax. Dale Schumacher found many typos, suggested including a syntax diagram, and suggested improvements to the syntax of collections, binding and assignment. In particular, Dale contributed greatly to the development of the lock-free¹ implementation of cheese in the appendix. Chip Morningstar provided an excellent critique with many useful comments and suggestions.

ActorScript is intended to provide a foundation for information integration in privacy-friendly client-cloud computing [Hewitt 2009b].

Bibliography

- Hal Abelson and Gerry Sussman *Structure and Interpretation of Computer Programs* 1984.
- Paul Abrahams. *A final solution to the Dangling else of ALGOL 60 and related languages* CACM. September 1966.
- Sarita Adve and Hans-J. Boehm *Memory Models: A Case for Rethinking Parallel Languages and Hardware* CACM. August 2010.
- Joe Armstrong *History of Erlang* HOPL III. 2007.
- Joe Armstrong. *Erlang*. CACM. September 2010/
- William Athas and Charles Seitz *Multicomputers: message-passing concurrent computers* IEEE Computer August 1988.
- William Athas and Nanette Boden *Cantor: An Actor Programming System for Scientific Computing* in Proceedings of the NSF Workshop on Object-Based Concurrent Programming. 1988. Special Issue of SIGPLAN Notices.
- Russ Atkinson. *Automatic Verification of Serializers* MIT Doctoral Dissertation. June, 1980.
- Henry Baker. *Actor Systems for Real-Time Computation* MIT EECS Doctoral Dissertation. January 1978.
- Henry Baker and Carl Hewitt *The Incremental Garbage Collection of Processes* Proceeding of the Symposium on Artificial Intelligence Programming Languages. SIGPLAN Notices 12, August 1977.
- Paul Baran. *On Distributed Communications Networks* IEEE Transactions on Communications Systems. March 1964.
- Gerry Barber. *Reasoning about Change in Knowledgeable Office Systems* MIT EECS Doctoral Dissertation. August 1981.
- Philippe Besnard and Anthony Hunter. *Quasi-classical Logic: Non-trivializable classical reasoning from inconsistent information* Symbolic and Quantitative Approaches to Reasoning and Uncertainty. Springer LNCS. 1995.
- Peter Bishop *Very Large Address Space Modularly Extensible Computer Systems* MIT EECS Doctoral Dissertation. June 1977.
- Andreas Blass, Yuri Gurevich, Dean Rosenzweig, and Benjamin Rossman (2007a) *Interactive small-step algorithms I: Axiomatization* Logical Methods in Computer Science. 2007.
- Andreas Blass, Yuri Gurevich, Dean Rosenzweig, and Benjamin Rossman (2007b) *Interactive small-step algorithms II: Abstract state machines and the characterization theorem*. Logical Methods in Computer Science. 2007.
- Per Brinch Hansen *Monitors and Concurrent Pascal: A Personal History* CACM 1996.
- Don Box, David Ehnebuske, Gopal Kakivaya, Andrew Layman, Noah Mendelsohn, Henrik Nielsen, Satish Thatte, Dave Winer. *Simple Object Access Protocol (SOAP) 1.1* W3C Note. May 2000.
- Jean-Pierre Briot. *Acttalk: A framework for object-oriented concurrent programming-design and experience* 2nd France-Japan workshop. 1999.
- Jean-Pierre Briot. *From objects to Actors: Study of a limited symbiosis in Smalltalk-80* Rapport de Recherche 88-58, RXF-LITP. Paris, France. September 1988.
- Luca Cardelli, James Donahue, Lucille Glassman, Mick Jordan, Bill Kalsow, Greg Nelson. *Modula-3 report (revised)* DEC Systems Research Center Research Report 52. November 1989.
- Luca Cardelli and Andrew Gordon *Mobile Ambients* FoSSaCS'98.

¹ In the sense that the implementation never spins on a hardware lock.

Arnaud Carayol, Daniel Hirschhoff, and Davide Sangiorgi. *On the representation of McCarthy's amb in the π -calculus* "Theoretical Computer Science" February 2005.

Alonzo Church "A Set of postulates for the foundation of logic (1&2)" *Annals of Mathematics*. Vol. 33, 1932. Vol. 34, 1933.

Alonzo Church *The Calculi of Lambda-Conversion* Princeton University Press. 1941.

Will Clinger. *Foundations of Actor Semantics* MIT Mathematics Doctoral Dissertation. June 1981.

Tyler Close *Web-key: Mashing with Permission* WWW'08.

Haskell Curry and Robert Feys. *Combinatory Logic*. North-Holland. 1958.

Ole-Johan Dahl and Kristen Nygaard. "Class and subclass declarations" *IFIP TC2 Conference on Simulation Programming Languages*. 1967.

William Dally and Wills, D. *Universal mechanisms for concurrency* PARLE '89.

William Dally, et al. *The Message-Driven Processor: A Multicomputer Processing Node with Efficient Mechanisms* IEEE Micro. April 1992.

Jack Dennis and Earl Van Horn. *Programming Semantics for Multiprogrammed Computations* CACM. March 1966.

Edsger Dijkstra. *Cooperating sequential processes* Technical Report EWD-123, Technological University, Eindhoven, The Netherlands. 1965.

Edsger Dijkstra. *Go To Statement Considered Harmful* Letter to Editor CACM. March 1968.

A. Fine *The Shaky Game: Einstein Realism and the Quantum Theory* University of Chicago Press, Chicago, 1986.

Frederic Fitch. *Symbolic Logic: an Introduction*. Ronald Press. 1952

Nissim Francez, Tony Hoare, Daniel Lehmann, and Willem-Paul de Roever. *Semantics of nondeterminism, concurrency, and communication* Journal of Computer and System Sciences. December 1979.

Christopher Fuchs *Quantum mechanics as quantum information (and only a little more)* in A. Khrenikov (ed.) *Quantum Theory: Reconstruction of Foundations* (Växjö: Växjö University Press, 2002).

Blaine Garst. *Origin of Interfaces* Email to Carl Hewitt on October 2, 2009.

Elihu M. Gerson. *Prematurity and Social Worlds in Prematurity in Scientific Discovery*. University of California Press. 2002.

Andreas Glausch and Wolfgang Reisig. *Distributed Abstract State Machines and Their Expressive Power* Informatik Berichete 196. Humboldt University of Berlin. January 2006.

Brian Goetz [State of the Lambda](#) Brian Goetz's Oracle Blog. July 6, 2010.

Adele Goldberg and Alan Kay (ed.) *Smalltalk-72 Instruction Manual* SSL 76-6. Xerox PARC. March 1976.

Dina Goldin and Peter Wegner. *The Interactive Nature of Computing: Refuting the Strong Church-Turing Thesis* Minds and Machines March 2008.

Cordell Green. *Application of Theorem Proving to Problem Solving* IJCAI'69.

Irene Greif and Carl Hewitt. *Actor Semantics of PLANNER-73* Conference Record of ACM Symposium on Principles of Programming Languages. January 1975.

Irene Greif. *Semantics of Communicating Parallel Professes* MIT EECS Doctoral Dissertation. August 1975.

William Gropp, et. al. *MPI—The Complete Reference: Volume 2, The MPI-2 Extensions*. MIT Press. 1998

Pat Hayes *Some Problems and Non-Problems in Representation Theory* AISB. Sussex. July, 1974

Werner Heisenberg. *Physics and Beyond: Encounters and Conversations* translated by A. J. Pomerans (Harper & Row, New York, 1971), pp. 63 – 64.

Carl Hewitt. *More Comparative Schematology* MIT AI Memo 207. August 1970.

Carl Hewitt, Peter Bishop and Richard Steiger. *A Universal Modular Actor Formalism for Artificial Intelligence* IJCAI'73.

Carl Hewitt, et al. *Actor Induction and Meta-evaluation* Conference Record of ACM Symposium on Principles of Programming Languages, January 1974.

Carl Hewitt and Henry Lieberman. *Design Issues in Parallel Architecture for Artificial Intelligence* MIT AI memo 750. Nov. 1983.

Carl Hewitt, Tom Reinhardt, Gul Agha, and Giuseppe Attardi *Linguistic Support of Receptionists for Shared Resources* MIT AI Memo 781. Sept. 1984.

Carl Hewitt, et al. *Behavioral Semantics of Nonrecursive Control Structure* Proceedings of *Colloque sur la Programmation*, April 1974.

Carl Hewitt. *How to Use What You Know* IJCAI. September, 1975.

Carl Hewitt. *Viewing Control Structures as Patterns of Passing Messages* AI Memo 410. December 1976. Journal of Artificial Intelligence. June 1977.

Carl Hewitt and Henry Baker *Laws for Communicating Parallel Processes* IFIP-77, August 1977.

Carl Hewitt and Russ Atkinson. *Specification and Proof Techniques for Serializers* IEEE Journal on Software Engineering. January 1979.

Carl Hewitt, Beppe Attardi, and Henry Lieberman. *Delegation in Message Passing* Proceedings of First International Conference on Distributed Systems Huntsville, AL. October 1979.

Carl Hewitt and Gul Agha. *Guarded Horn clause languages: are they deductive and Logical?* in *Artificial Intelligence at MIT*, Vol. 2. MIT Press 1991.

Carl Hewitt and Jeff Inman. *DAI Betwixt and Between: From "Intelligent Agents" to Open Systems Science* IEEE Transactions on Systems, Man, and Cybernetics. Nov./Dec. 1991.

Carl Hewitt and Peter de Jong. *Analyzing the Roles of Descriptions and Actions in Open Systems* Proceedings of the National Conference on Artificial Intelligence. August 1983.

Carl Hewitt. (2006). "What is Commitment? Physical, Organizational, and Social" *COIN@AAMAS'06*. (Revised version to be published in Springer Verlag Lecture Notes in Artificial Intelligence. Edited by Javier Vázquez-Salceda and Pablo Noriega. 2007) April 2006.

Carl Hewitt (2007a). "Organizational Computing Requires Unstratified Paraconsistency and Reflection" *COIN@AAMAS*. 2007.

Carl Hewitt (2008a) [Norms and Commitment for iOrgs™ Information Systems: Direct Logic™ and Participatory Argument Checking](#) ArXiv 0906.2756.

Carl Hewitt (2008b) "Large-scale Organizational Computing requires Unstratified Reflection and Strong Paraconsistency" *Coordination, Organizations, Institutions, and Norms in Agent Systems III* Jaime Sichman, Pablo Noriega, Julian Padget and Sascha Ossowski (ed.). Springer-Verlag. <http://organizational.carlhewitt.info/>

Carl Hewitt (2008e). *ORGs for Scalable, Robust, Privacy-Friendly Client Cloud Computing* IEEE Internet Computing September/October 2008.

Carl Hewitt (2008f) [Common sense for concurrency and inconsistency robustness using Direct Logic™ and the Actor Model](#) ArXiv 0812.4852.

Carl Hewitt (2009a) *Perfect Disruption: The Paradigm Shift from Mental Agents to ORGs* IEEE Internet Computing. Jan/Feb 2009.

Carl Hewitt (2009b) [A historical perspective on developing foundations for client-cloud computing: iConsult™ & iEntertain™ Apps using iInfo™ Information Integration for iOrgs™ Information Systems](#) (Revised version of "Development of Logic Programming: What went wrong, What was done about it, and What it might mean for the future" AAAI Workshop on What Went Wrong. AAAI-08.) ArXiv 0901.4934.

Carl Hewitt (2013) *Inconsistency Robustness in Logic Programs* ArXiv 0904.3036

Carl Hewitt (2010a) [Actor Model of Computation](#) arXiv:1008.1459

Carl Hewitt (2010b) *iTooling™: Infrastructure for iAdaptive™ Concurrency*

Carl Hewitt (editor). [Inconsistency Robustness 1011](#) Stanford University. 2011.

Carl Hewitt, Erik Meijer, and Clemens Szyperski ["The Actor Model \(everything you wanted to know, but were afraid to ask\)"](#) <http://channel9.msdn.com/Shows/Going+Deep/Hewitt-Meijer-and-Szyperski-The-Actor-Model-everything-you-wanted-to-know-but-were-afraid-to-ask> Microsoft Channel 9. April 9, 2012.

Carl Hewitt. ["Health Information Systems Technologies"](#) <http://ee380.stanford.edu/cgi-bin/videologger.php?target=120606-ee380-300.aspx> Slides for this video: <http://HIST.carlhewitt.info> Stanford CS Colloquium. June 6, 2012.

Carl Hewitt. *What is computation? Actor Model versus Turing's Model* in "A Computable Universe: Understanding Computation & Exploring Nature as Computation". edited by Hector Zenil. World Scientific Publishing Company. 2012 . PDF at <http://what-is-computation.carlhewitt.info>

Tony Hoare *Quick sort* Computer Journal 5 (1) 1962.

Tony Hoare *Monitors: An Operating System Structuring Concept* CACM. October 1974.

Tony Hoare. *Communicating sequential processes* CACM. August 1978.

Tony Hoare. *Communicating Sequential Processes* Prentice Hall. 1985.

Tony Hoare. *Null References: The Billion Dollar Mistake*. QCon. August 25, 2009.

W. Horwat, Andrew Chien, and William Dally. *Experience with CST: Programming and Implementation* PLDI. 1989.

Anthony Hunter. *Reasoning with Contradictory Information using Quasi-classical Logic* Journal of Logic and Computation. Vol. 10 No. 5. 2000.

M. Janner *The EPR Problem in Its Historical Development* in Symposium on the Foundations of Modern Physics: 50 years of the Einstein-Podolsky-Rosen Gedankenexperiment, edited by P. Lahti and P. Mittelstaedt. World Scientific. Singapore. 1985.

Simon Peyton Jones, Andrew Gordon, Sigbjorn Finne. *Concurrent Haskell*, POPL'96.

Ken Kahn. *A Computational Theory of Animation* MIT EECS Doctoral Dissertation. August 1979.

Alan Kay. "Personal Computing" in *Meeting on 20 Years of Computing Science* Instituto di Elaborazione della Informazione, Pisa, Italy. 1975. <http://www.mprove.de/diplom/gui/Kay75.pdf>

Frederick Knabe *A Distributed Protocol for Channel-Based Communication with Choice* PARLE'92.

Bill Kornfeld and Carl Hewitt. *The Scientific Community Metaphor* IEEE Transactions on Systems, Man, and Cybernetics. January 1981.

Bill Kornfeld. *Parallelism in Problem Solving* MIT EECS Doctoral Dissertation. August 1981.

Robert Kowalski. *A proof procedure using connection graphs* JACM. October 1975.

Robert Kowalski *Algorithm = Logic + Control* CACM. July 1979.

Robert Kowalski. *Response to questionnaire* Special Issue on Knowledge Representation. SIGART Newsletter. February 1980.

Robert Kowalski (1988a) *The Early Years of Logic Programming* CACM. January 1988.

Robert Kowalski (1988b) *Logic-based Open Systems Representation and Reasoning*. Stuttgart Conference Workshop on Discourse Representation, Dialogue tableaux and Logic Programming. 1988.

Edya Ladan-Mozes and Nir Shavit. *An Optimistic Approach to Lock-Free FIFO Queues* Distributed Computing. Springer. 2004.

Leslie Lamport *How to make a multiprocessor computer that correctly executes multiprocess programs* IEEE Transactions on Computers. 1979.

Peter Landin. *A Generalization of Jumps and Labels* UNIVAC Systems Programming Research Report. August 1965. (Reprinted in *Higher Order and Symbolic Computation*. 1998)

Peter Landin *A correspondence between ALGOL 60 and Church's lambda notation* CACM. August 1965.

Edward Lee and Stephen Neuendorffer *Classes and Subclasses in Actor-Oriented Design*. Conference on Formal Methods and Models for Codesign (MEMOCODE). June 2004.

Steven Levy *Hackers: Heroes of the Computer Revolution* Doubleday. 1984.

Henry Lieberman. *An Object-Oriented Simulator for the Apiary* Conference of the American Association for Artificial Intelligence, Washington, D. C., August 1983

Henry Lieberman. *Thinking About Lots of Things at Once without Getting Confused: Parallelism in Act 1* MIT AI memo 626. May 1981.

Henry Lieberman. *A Preview of Act 1* MIT AI memo 625. June 1981.

Henry Lieberman and Carl Hewitt. *A real Time Garbage Collector Based on the Lifetimes of Objects* CACM June 1983.

Barbara Liskov and Liuba Shrira *Promises: Linguistic Support for Efficient Asynchronous Procedure Calls* SIGPLAN'88.

Barbara Liskov and Jeannette Wing. *A behavioral notion of subtyping*, TOPLAS, November 1994.

Carl Manning. *Traveler: the Actor observatory* ECOOP 1987. Also appears in Lecture Notes in Computer Science, vol. 276.

Carl Manning. *Acore: The Design of a Core Actor Language and its Compile* Master Thesis. MIT EECS. May 1987.

Satoshi Matsuoka and Aki Yonezawa. *Analysis of Inheritance Anomaly in Object-Oriented Concurrent Programming Languages Research Directions in Concurrent Object-Oriented Programming* MIT Press. 1993.

John McCarthy *Programs with common sense* Symposium on Mechanization of Thought Processes. National Physical Laboratory, UK. Teddington, England. 1958.

John McCarthy. *A Basis for a Mathematical Theory of Computation* Western Joint Computer Conference. 1961.

John McCarthy, Paul Abrahams, Daniel Edwards, Timothy Hart, and Michael Levin. *Lisp 1.5 Programmer's Manual* MIT Computation Center and Research Laboratory of Electronics. 1962.

John McCarthy. *Situations, actions and causal laws* Technical Report Memo 2, Stanford University Artificial Intelligence Laboratory. 1963.

John McCarthy and Patrick Hayes. *Some Philosophical Problems from the Standpoint of Artificial Intelligence* Machine Intelligence 4. Edinburgh University Press. 1969.

Alexandre Miquel. *A strongly normalising Curry-Howard correspondence for IZF set theory* in Computer science Logic Springer. 2003

Giuseppe Milicia and Vladimiro Sassone. *The Inheritance Anomaly: Ten Years After SAC*. Nicosia, Cyprus. March 2004.

Mark S. Miller *Robust Composition: Towards a Unified Approach to Access Control and Concurrency Control* Doctoral Dissertation. John Hopkins. 2006.

George Milne and Robin Milner. "Concurrent processes and their syntax" *JACM*. April, 1979.

Robert Milne and Christopher Strachey. *A Theory of Programming Language Semantics* Chapman and Hall. 1976.

Robin Milner. *Logic for Computable Functions: description of a machine implementation*. Stanford AI Memo 169. May 1972

Robin Milner *Processes: A Mathematical Model of Computing Agents* Proceedings of Bristol Logic Colloquium. 1973.

Robin Milner *Elements of interaction: Turing award lecture* CACM. January 1993.

Marvin Minsky (ed.) *Semantic Information Processing* MIT Press. 1968.

Eugenio Moggi *Computational lambda-calculus and monads* IEEE Symposium on Logic in Computer Science. Asilomar, California, June 1989.

Allen Newell and Herbert Simon. *The Logic Theory Machine: A Complex Information Processing System*. Rand Technical Report P-868. June 15, 1956

Carl Petri. *Kommunikation mit Automate* Ph. D. Thesis. University of Bonn. 1962.

Simon Peyton Jones, Alastair Reid, Fergus Henderson, Tony Hoare, and Simon Marlow. *A semantics for imprecise exceptions* Conference on Programming Language Design and Implementation. 1999.

Gordon Plotkin. *A powerdomain construction* SIAM Journal of Computing. September 1976.

George Polya (1957) *Mathematical Discovery: On Understanding, Learning and Teaching Problem Solving Combined Edition* Wiley. 1981.

Karl Popper (1935, 1963) *Conjectures and Refutations: The Growth of Scientific Knowledge* Routledge. 2002.

John Reppy, Claudio Russo, and Yingqi Xiao *Parallel Concurrent ML* ICFP'09.

John Reynolds. *Definitional interpreters for higher order programming languages* ACM Conference Proceedings. 1972.

Bill Roscoe. *The Theory and Practice of Concurrency* Prentice-Hall. Revised 2005.

Dana Scott and Christopher Strachey. *Toward a mathematical semantics for computer languages* Oxford Programming Research Group Technical Monograph. PRG-6. 1971

Charles Seitz. *The Cosmic Cube* CACM. Jan. 1985.

Peter Sewell, et. al. *x86-TSO: A Rigorous and Usable Programmer's Model for x86 Microprocessors* CACM. July 2010.

Michael Smyth. *Power domains* Journal of Computer and System Sciences. 1978.

Guy Steele, Jr. *Lambda: The Ultimate Declarative* MIT AI Memo 379. November 1976.

Guy Steele, Jr. *Debunking the 'Expensive Procedure Call' Myth, or, Procedure Call Implementations Considered Harmful, or, Lambda: The Ultimate GOTO*. MIT AI Lab Memo 443. October 1977.

Gunther Stent. *Prematurity and Uniqueness in Scientific Discovery* Scientific American. December, 1972.

Bjarne Stroustrup *Programming Languages — C++ ISO N2800*. October 10, 2008.

Gerry Sussman and Guy Steele *Scheme: An Interpreter for Extended Lambda Calculus* AI Memo 349. December, 1975.

David Taenzer, Murthy Ganti, and Sunil Podar, *Problems in Object-Oriented Software Reuse* ECOOP'89.

Daniel Theriault. *A Primer for the Act-1 Language* MIT AI memo 672. April 1982.

Daniel Theriault. *Issues in the Design and Implementation of Act 2* MIT AI technical report 728. June 1983.

Hayo Thielecke *An Introduction to Landin's "A Generalization of Jumps and Labels"* Higher-Order and Symbolic Computation. 1998.

Dave Thomas and Brian Barry. *Using Active Objects for Structuring Service Oriented Architectures: Anthropomorphic Programming with Actors* Journal of Object Technology. July-August 2004.

Kazunori Ueda *A Pure Meta-Interpreter for Flat GHC, A Concurrent Constraint Language* Computational Logic: Logic Programming and Beyond. Springer. 2002.

Darrell Woelk. *Developing InfoSleuth Agents Using Rosette: An Actor Based Language* Proceedings of the CIKM '95 Workshop on Intelligent Information Agents. 1995.

Akinori Yonezawa, Ed. *ABCL: An Object-Oriented Concurrent System* MIT Press. 1990.

Aki Yonezawa *Specification and Verification Techniques for Parallel Programs Based on Message Passing Semantics* MIT EECS Doctoral Dissertation. December 1977.

Hadasa Zuckerman and Joshua Lederberg. *Postmature Scientific Discovery?* Nature. December, 1986.

Appendix 1. Extreme ActorScript

Discretionary, adaptive concurrency requires tight integration of programming languages, compilers, tooling, and runtime. This section describes how programs can influence execution.

Parameterized Types, *i.e.*, \triangleleft , \triangleright

Parameterized Types are specialized using other types delimited by “ \triangleleft ” and “ \triangleright ”:

For example, two tuples can be defined as follows:

```
TwoTuple $\triangleleft$ firstType, secondType $\triangleright$ [aFirst:firstType, aSecond:secondType]  $\equiv$   
Interface extends Tuple using length[] override  $\rightarrow$  2§
```

Parameterized two tuples extends the type **Tuple**, which can be used to construct and match untyped two tuples. For example the following procedure exchanges the elements of a two tuple:^{lii}

```
Exchange.[TwoTuple[x, y]]  $\equiv$  TwoTuple[y, x]
```

The formal syntax of parameterized types is in the following end note: **liii**.

Looping, *i.e.* Do .[\leftarrow , \leftarrow] \equiv

Inline recursion (often called looping) is accomplished using **Do** followed by the initial call with identifiers initialized using “ \leftarrow ” followed by **as** and the loop body.¹

Below is an illustration of a loop Factorial with two loop identifiers *n* and *value*. The loop starts with *n* equals 9 and *value* equal 1. The loop is iterated by a call to Factorial with the loop identifiers as arguments.

```
Do Factorial.[n:Integer  $\leftarrow$  9, value:Integer  $\leftarrow$  1]  $\equiv$  n ? 1  $\%$  value, else  $\%$  Factorial.[n-1, n*value] ?
```

The above compiles as a loop because the call to factorial in the body is a “tail call” [Hewitt 1970, 1976; Steele 1977].

The formal syntax of looping is in the following end note: **liiv**.

Future execution, *i.e.*, Future and sponsor

A future[Baker and Hewitt 1977] for the value of an expression can be created in ActorScript by using “**Future**” preceding the expression. For example, the following expression is equivalent to Factorial.[1000]

```
(n  $\leftarrow$  Future Factorial.[1000],  
n[:Integer])2
```

Futures allow execution of expressions to be adaptively executed. For example, Factorial.[1000] might never be executed in the following:

```
(n  $\leftarrow$  Future Factorial.[1000],  
readCharacter.[ ] ? 'x'  $\%$  1, else n[:Integer] + 1 ?)
```

The formal syntax of futures is in the following end note: **lv**.

¹ The **Do** construct takes the place of **while**, **for**, *etc.* loops used in other programming languages.

² by type abduction equivalent to the following:

```
(n:Future $\triangleleft$ Integer $\triangleright$   $\leftarrow$  Future Factorial.[1000],  
n[:Integer])2
```

Processing Exceptions, *i.e.*, Try catch `⌘`, `⌘ ⌘`, Try cleanup, and Try timeout else

It is useful to be able to clean up by catching exceptions. The following illustration returns the string “This is a test.”:

```
Try Throw Exception["This is a test."] catch
```

```
Exception[aString:String] ⌘ aString ⌘
```

The following illustration performs `Reset.⌘` and then rethrows `Exception["This is another test."]`:

```
Try Throw Exception["This is another test."] cleanup Reset.⌘
```

The following illustration performs `Alternative1.⌘` which is cancelled if it doesn't respond in 100 milliseconds and thereafter performs `Alternative2.⌘`:

```
Try Alternative1.⌘ timeout (100 milliseconds) else Alternative2.⌘
```

The formal syntax of processing exceptions is in the following end note: **Ivi**.

Maps, *e.g.*, Map and `⌘`

A map is composed of pairs. For example `Map{3 ⌘ "a", "x" ⌘ "b"}⌘`

Pairs in maps are unordered, *e.g.*, `Map{3 ⌘ "a", "x" ⌘ "b"}⌘` is equivalent to `Map{"x" ⌘ "b", 3 ⌘ "a"}⌘`.

However, the following expression throws an exception: `Map{"y" ⌘ "b", "y" ⌘ "a"}⌘` because a map is univalent.

A map can be used as a procedure of one argument, *e.g.*, `(Map{"x" ⌘ 7, "y" ⌘ 6}).⌘["x"]⌘` is equivalent to `7⌘`.

As another example, for the contact records of 1.1 billion people, the following can compute a list of pairs from age to average number of social contacts of US citizens sorted by increasing age:

```
Age ≡ Integer thatIs ≥0 ≤130⌘
```

```
AgeToAverageNumberOfContactsPairsSortedByAge.⌘records:Set<ContactRecord1>:List<Pair<Age, Float>> ≡  
records.⌘filter[[aRecord:ContactRecord]→ aRecord.⌘Citizenship ? "US" ⌘ True, else ⌘ False ?]2  
⌘.⌘collect[[aRecord:ContactRecord]→ aRecord.⌘YearsOld ⌘ aRecord.⌘NumberOfContacts3  
⌘.⌘reduceRange[[aSetOfNumberOfContacts:Set<Integer>]→  
aSetOfNumberOfContacts.⌘average[ ]]4  
⌘.⌘sortFirstBeforeSecond [[anAge:Age, anotherAge:Age]→ anAge<anotherAge)]5⌘
```

The formal syntax of maps is in the following end note: **Ivii**.

¹ `ContactRecord.⌘has[yearsOld ⌘ Age, numberOfContacts ⌘ Integer, citizenship ⌘ String]⌘`

² `Set<ContactRecord>.⌘has[filter[[ContactRecord]→ Boolean]→
Set<ContactRecord>]⌘`

³ `Set<ContactRecord>.⌘has[collect[[ContactRecord]→ Pair<Age, Integer>]→
Map<Age, Set<Integer>>]⌘`

⁴ `Map<Age, Set<Integer>>.⌘has[reduceRange[[Set<Integer>]→ Float]→
Map<Age, Float>]⌘`

`Set<Number>.⌘has[average[]→Float]⌘`

⁵ `Map<Age, Float>.⌘has[sortFirstBeforeSecond[[Age, Age]→ Boolean)]→
List<Pair<Age, Float>>]⌘`

String Structures, i.e. `String[v]`

String structures are delimited by “`String[`” and “`]`”. For example,

- `String[‘1’, ‘23’, ‘4’]` is equivalent to “1234”.
- `String[‘1’, ‘2’, ‘34’, v”56”]` is equivalent to “123456”.
- `String[vString[‘1’, ‘2’], “34”]` is equivalent to “1234”.

The formal syntax of string structures is in the following end note: **lviii**.

String structure patterns are delimited by “`String[`” and “`]`”. Within a string structure pattern, “`v`” is used to match the pattern that follows with the list zero or more characters. For example:

- `String[x, ‘2’, vy]` is a pattern that matches “1234” and binds `x` to ‘1’ and `y` to “34”.
- `String[‘1’, ‘2’, v$$y]` is a pattern that only matches “1234” if `y` has the value “34”.
- `String[vx, vy]` is an illegal pattern because it can match ambiguously.

As an example of the use of spread in string structures, the following procedure reverses a string:^{lix}

`Reverse.[aString:String]:aString ≡`

`aString ?`

`String[] : String[],`

`String[first, vrest] : String[rest, first] ?`

Symbols

≡ ∅ v ?

Sending messages to types

Signatures are Actors. For example, the signature `plus[Vector]→Vector` is an Actor which is a type.

Furthermore, each type is an Actor that receives messages. For example, the type `Vector` can be queried as to whether it implements a method with a specified signature using a “`has`” message, e.g.,

`Vector.has[plus[Vector]→Vector]` means send the type `Vector` a message with the name `has` and the argument `plus[Vector]→Vector`. Consequently, `Vector.has[plus[Vector]→Vector]` is equivalent to `True` because the type `Vector` (above) implements a method with signature `plus[Vector]→Vector`.¹

Constructed Messages, i.e., `Message`, `CreateMessage`, and `..`

Messages can be constructed using `Message` followed by the qualified name of a message with the components of the name separated by “`^`”, “`[`”, the arguments of the message, and “`]`”. The syntax for sending a constructed message is to use an expression for the recipient followed by “`..`” and an expression for the message.

For example `(anExpression:Expression).eval`Expression[anEnvironment]` is equivalent to the following:

`(aMessage:Message<Expression> ← CreateMessage eval`Expression[anEnvironment],
(anExpression:Expression)..aMessage)`

The formal syntax of constructed messages is in the following end note: **lx**.

¹ Furthermore, `Type.has[has[Signature]→Boolean]` is equivalent to `True` because the type `Type` implements a method with signature `has[Signature]→Boolean`.

Language extension, *i.e.*, () and :

The following is an illustration of language extension that illustrates postponed execution:¹

((**Postpone** anExpression:Expression <aType> “sponsor” aSponsorExpression:Expression)
:Postpone <aType> \sqsubseteq Expression <aType> \equiv

Actor partially implements Expression <aType> using

eval[anEnvironment] →

Actor aPostpone

with

cancelled := False SingleAssignment,

postponeSponsor ← aSponsorExpression.eval[anEnvironment],²

anotherActor ←

Actor implements aType using

aMessage →

// aMessage received

(anActor:aType ← Try anExpression.eval[anEnvironment] sponsor postponeSponsor catch

anException : Actor implements aType using

anyMessage → Throw anException,

aPostpone.isCancelled[] ?

False : anActor..aMessage also become anActor,

True : Throw Cancelled[]\$

partially reimplements Future <aType> using

cancel[] → postponeSponsor.cancel[] also cancelled := True

isCancelled[] → cancelled\$

also partially reimplements QueryInterface using

cast[castType:Type] → castType ? aType : anotherActor,

else : Throw PostponeWrongType[] ?\$

The following is an illustration of language extension that illustrates future execution:

((**Future** anExpression:Expression <aType> “sponsor” aSponsorExpression:Expression)
:Future <aType> \sqsubseteq Expression <aType> \equiv

Actor partially reimplements Expression <aType> using

eval[anEnvironment] →

Future <aType> Try anExpression.eval[anEnvironment] catch

anException :

Actor partially reimplements Future <aType>

also partially reimplements QueryInterface using

cast[castType:Type] →

castType ?

aType : Actor implements aType using

anyMessage → Throw anException,

else : Throw FutureWrongType[] ?\$

sponsor aSponsorExpression.eval[anEnvironment]\$

The formal syntax of language extension is in the following end note: Ixi.

¹ A **Postpone** expression does not begin execution of Expression₁ until a request is received.

Illustration: IntegersBeginningWith.[n:Integer] \equiv [n, \forall Postpone IntegersBeginningWith.[n+1]]

Note: A **Postpone** expression can limit performance by preventing concurrency.

² **Sponsor** has cancel[] → Void, isCancelled[] → Booglen,

A runtime requirement throws exception an exception if does not hold.

$(x \leftarrow -1, \text{RequirePre } x \geq 0 \text{ for SquareRoot.}[x])$

RequirePost $[y:\text{Float}] \rightarrow y < 1$ for **SquareRoot**. $[x]$

For example, the following example implements a lockable that spins to lock:^{lxii}

```
// reset locked to False
```

Page 30 of 60

Native types, e.g., JavaScript, Java, and XML

Maps are primitive data type that can be mapped to JavaScript objects. JavaScript functions are expressed using **Function** to bind the reserved identifier **this**. For example, consider the following ActorScript for creating a JavaScript object `aRectangle` (with length 3 and width 4) and then computing its area 12:

```
(aRectangle:Object`JavaScript ← Object`JavaScript {"length" □ 3,
                                                    "width" □ 4},
aFunction:Object`JavaScript ← Function [] → this["length"] * this["width"],
aRectangle["area"] := aFunction;
aRectangle["area"].[])
```

The `setTimeout` JavaScript object can be invoked with a callback as follows that logs the string "later" after a time out of 1000:

```
setTimeout`JavaScript.[1000, Function [] → console`JavaScript["log"].["later"])]
```

Native types can also be used from Java. For example `(s:String`Java).substring[3, 5]`¹ is the substring of `s` from the 3rd to the 5th characters inclusive. Also `3:int`Java+4:int`Java` is equivalent to `7:int`Java`.

Java types can be imported using **Import**, e.g.:

```
Namespace mynamespace;
Import java.math.BigInteger;
Import java.lang.Number;
```

After the above, `BigInteger.new["123"].instanceof[Number]` is equivalent to `True`:

The following notation is used for XML:²

```
XML <"PersonName"> <"First">"Ole-Johan" </"First">
                  <"Last"> "Dahl" </"Last"> </"PersonName">
```

and could print as:

```
<PersonName> <First> Ole-Johan </First>
             <Last> Dahl </Last> </PersonName>
```

XML Attributes are allowed so that the expression

```
XML <"Country" "capital"="Paris"> "France" </"Country">
```

and could print as:

```
<Country capital="Paris"> France </Country>
```

XML construction can be performed in the following ways using the append operator:

- `XML <"doc"> 1, 2, V[3] </"doc">]` is equivalent to `XML <"doc">1, 2, 3</"doc">]`
- `XML <"doc">1, 2, V[3], V[4] </"doc">]` is equivalent to `XML <"doc"> 1, 2, 3, 4 </"doc">]`

¹ `substring` is a method of the `String` class in Java

² Declarations provide version number, encoding, schemas, etc.

One-way messaging, *e.g.*, \ominus , \leftarrow , and \rightarrow

One-way messaging is often used in hardware implementations.

Each one-way named-message send consists of an expression followed by " \leftarrow ", a message name, and arguments delimited by "[" and "]" which has no value. The formal syntactic definition of one-way named-message sending is in the end note: **lxv**

Each one-way method implementation consists of a named-message declaration pattern followed by " \rightarrow " and a body for the response which must ultimately be " \ominus " which denotes no response. The formal syntactic definition of one-way named-message implementation is in the following end note: **lxvi**

For example, the following is an implementation of an arithmetic logic unit that implements **jumpGreater** and **addJumpPositive** one-way messages:

```
CreateArithmeticLogicUnit.[] ≡
  Actor implements ArithmeticLogicUnit1 using
    jumpGreater[x, y, firstGreaterAddress, elseAddress]→
      InstructionUnit←Execute[(x>y) ?
        True : firstGreaterAddress,
        else : elseAddress [?]]
    addJumpPositive[x, y, sumLocation, positiveAddress, elseAddress]→
      (z ← (x + y>0),
      sumLocation ?
      aVariableLocation:VariableLocation2 :
        (aVariableLocation.store[z];
        InstructionUnit←execute[(z > 0) ?
          True : positiveAddress,
          else : elseAddress [?]]),
      aTemporaryLocation:TemporaryLocation3 :
        (aTemporaryLocation←write[z],
        InstructionUnit←execute[(z > 0) ?
          True : positiveAddress,
          else : elseAddress [?]] [?])$!
      // continue after acknowledgement of store
      // continue concurrently with processing write
```

¹ ArithmeticLogicUnit ≡ Interface jumpGreater[Float, Float, Address, Address]→ \ominus ,
addJumpPositive[Float, Float, Location, Address, Address]→ \ominus !

² VariableLocation has store[Any]→ Void

³ TemporaryLocation has write[Any]→ \ominus

Arrays

Arrays are lists of locations that can be updated using **swap** messages and **:=**.

They are included to provide backward compatibility and to support certain kinds of low level optimizations.

In the in-place implementation of QuickSort^{lxvii} (below), left is the index of the leftmost element of the subarray, right is the index of the rightmost element of the subarray (inclusive), and the number of elements in the subarray is right-(left+1).

```
QuickSort.[anArray:Array<Number>, left:Integer, right:Integer]:Void ≡
  RequirePre anArray.lower[ ] ≤ left ≤ right ≤ anArray.upper[ ] for
    (left < right) ? True :
      // If the array has 2 or more items
      (pivotIndex ← Partition.[anArray, left, right, left+(right-left)/2],
       RequirePre left ≤ pivotIndex ≤ right for
         (Ⓢ QuickSort.[anArray, left, pivotIndex-1], // Recursively sort elements smaller than the pivot
          Ⓢ QuickSort.[anArray, pivotIndex+1, right]))
      // Concurrently recursively sort elements at least as big as pivot
    False : Void ?!
```

```
Partition.[anArray:Array<Number>, left:Integer, right:Integer, pivotIndex:Integer]:Integer ≡
  RequirePre anArray.lower[ ] ≤ left ≤ pivotIndex ≤ right ≤ anArray.upper[ ] for
    (pivotValue ← anArray.[pivotIndex],
     anArray.swap[pivotIndex, right]; // Move pivot value to end
     finalStoreIndex ←
       Do Move.[iterationIndex:Integer ← left, storeIndex:Integer ← left]:Integer ≡
         RequirePre left ≤ storeIndex ≤ iterationIndex ≤ right for
           iterationIndex < right ? True : anArray.[iterationIndex] ≤ pivotValue ?
             True : (anArray.swap[iterationIndex, storeIndex];
                     Move.[iterationIndex+1, storeIndex+1]),
             False : Move.[iterationIndex+1, storeIndex] ?!,
           False : storeIndex ?!;
     anArray.swap[finalStoreIndex, right]; // Move pivot value to its final place
     finalStoreIndex!
```

For example, consider the following example:

```
(anArray ← Array[3, 2, 1]:Array<Number>,
 QuickSort.[anArray, 0, 1];
 anArray!
```

The above returns `Array[1, 2, 3]!`.

Extending Implementations, *i.e.*, extends by

Consider the following interface:

```
Account<Currency> ≡ Interface getBalance[] → Currency,
                              deposit[Currency] → Void,
                              withdraw[Currency] → Void
```

with the following implementations **EuroAccount** and **USAccount**:

```
CreateAccount.[aBalance:Currency] ≡
aBalance ?
dollarBalance:Dollars :
  Actor thisUSAccount // thisUSAccount is bound to this account
  implementation USAccount
  with myBalance :=dollarBalance // myBalance has type Dollars
  implements Account<Dollars> using
    getBalance[] → myBalance
    deposit[anAmount] →
      (USTreasury.reportDeposit[thisUSAccount, amount];
      Void always myBalance :=myBalance + anAmount)
    withdraw[anAmount] →
      (amount > myBalance) ? True : Throw OverdrawnException[],
                          False : (USTreasury.reportWithdrawal[thisUSAccount, amount];
                          Void always myBalance :=myBalance - anAmount)

euroBalance:Euros :
  EuroAccount ≡≡
  Actor with myBalance :=euroBalance // myBalance has type Euros
  implements Account<Euros> using
    getBalance[] → myBalance
    deposit[anAmount] →
      Void always myBalance :=myBalance + anAmount
    withdraw[anAmount] →
      (amount > myBalance) ? True : Throw OverdrawnException[],
                          False : Void always myBalance :=myBalance - anAmount
```

The implementation **EuroAccount** above can be extended as follows:

CreateEuroFeeAccount.[initialBalance:Euros, fee:Euros] ≡

```
EuroFeeAccount ≡≡
  Actor extends EuroAccount by euroBalance ← initialBalance
  partially reimplements Account<Euros> using
    withdraw[anAmount] →
      (fee+anAmount > myBalance) ?
      True : Throw OverdrawnException[],
      False : Void always myBalance :=myBalance - (fee+anAmount)
      // the next message is processed with myBalance reflecting the withdrawal and fee
```

In a similar way the implementation **EuroFeeAccount** can be further extended.

Appendix 2: Meta-circular definition of ActorScript

It might seem that a meta-circular definition is a strange way to define a programming language. However, as shown in the references, concurrent programming languages are not reducible to logic. Consequently, an augmented meta-circular definition may be one of the best alternatives available.

QueryInterface Type

All Actors can be cast to type **QueryInterface** which can be defined as follow:

```
QueryInterface ≡  
Interface  
  sameAs[Any] → Boolean,lxviii  
    // ∀[x, y] → x = y ⇒ (x[QueryInterface]).sameAs[y] ∧ (y[QueryInterface]).sameAs[x]  
    // ∀[x, y] → x ≠ y ⇒ ¬((x[QueryInterface]).sameAs[y]) ∧ ¬((y[QueryInterface]).sameAs[x])  
  implementsImplementation[Type] → Boolean,  
    // ∀[x, t: Type] → (x[QueryInterface]).implementsImplementation[t]  
    // ⇒ Try (x[QueryInterface].cast[t]; True) catch _:Exception : False ◇  
  cast[Type] → Any! // ∀[x, t: Type] → (x[t] = (x[QueryInterface]).cast[t])
```

Types can extend other types:

```
Hashable ≡  
Interface extends QueryInterface with  
  hashCode[Any] → Integer◇! // ∀[x: Hashable, y: Hashable] → x.hashCode[y] ≠ y.hashCode[y] ⇒ x ≠ y
```

Types are interfaces:

```
Type ≡ Interface extendsImplementation[Type] → Boolean◇!  
  // ∀[x, t: Type, et: Type] →  
  // (x[QueryInterface]).implementsImplementation[et] ∧ et.extendsImplementation[t]  
  ⇒ (x[QueryInterface]).implementsImplementation[t]
```

In general type compatibility can be both covariant and contravariant, *e.g.*,

⟨“[” argumentTypeDeclarations: *TypeDeclarations* “]” “→” aReturnType: *Type*): *Type* ≡ *Expression* ≡

Actor implements Expression

```
eval[anEnvironment] →  
(argumentTypes ← argumentTypeDeclarations.eval[anEnvironment],  
 returnTypes ← aReturnTypes.eval[anEnvironment],  
 ProcedureType[argumentTypes, returnTypes])!
```

ProcedureType[argumentTypes: **List**<**Type**>, aReturnTypes: **Type**] ≡

Actor implements Type using

```
extendsImplementation[otherType] →  
  otherType ? ProcedureType[otherArgumentTypes, otherReturnTypes] :  
    (otherArgumentTypes.extendsImplementation[argumentTypes]  
      // argumentTypes is contravariant with otherArgumentTypes  
      and  
      aReturnTypes.extendsImplementation[otherReturnTypes]),  
    // aReturnTypes is covariant with otherReturnTypes  
  else : False ?!
```

The Message eval

John McCarthy is justly famous for Lisp. One of the more remarkable aspects of Lisp was the definition of its interpreter (called Eval) in Lisp itself. The exact meaning of Eval defined in terms of itself has been somewhat mysterious since, on the face of it, the definition is circular.^{lxix}

The basic idea is to send an expression an **eval** message with an environment to instead of the Lisp approach of send the procedure Eval the expression and environment as arguments.

Each **eval** message has an environment with the bindings of program identifiers.

Expression \equiv Interface extends **Construct** with **eval**[**Environment**] \rightarrow **Any**!

The tokens (and) are used to delimit program syntax.

```
((anIdentifier:Identifier):Expression  $\equiv$  eval[anEnvironment] $\rightarrow$  anEnvironment.lookup[anIdentifier])!
```

```
((anIdentifier:Identifier ":" aType:Type ):CastExpression  $\sqsubseteq$  Expression  $\equiv$ 
  Eval[anEnvironment] $\rightarrow$  (anEnvironment.lookup[anIdentifier]):(aType.eval[anEnvironment]))!
```

```
((anExpression:Expression "=" anotherExpression:Expression ):EqualsExpression  $\sqsubseteq$  Expression  $\equiv$ 
  eval[anEnvironment] $\rightarrow$ 
  (anActor  $\leftarrow$  anExpression.eval[anEnvironment],
   anotherActor  $\leftarrow$  anotherExpression.eval[anEnvironment],
   aReply  $\leftarrow$  anActor.sameAs[anActor],
   anotherReply  $\leftarrow$  anotherActor.sameAs[anotherActor],
   aReply ? True : anotherReply ? True : True, False : Throw Inconsistent[ ] ?),
   False : anotherReply ? True : Throw Inconsistent[ ], False : False ? ?)!
```

The Message match

Patterns are analogous to expressions, except that they take accept **match** messages:

Pattern \equiv Interface **match**[**Any**, **Environment**] \rightarrow **Nullable**<**Environment**>!

```
((anIdentifier:Identifier):Pattern  $\equiv$ 
  Actor implements Pattern using
  match[anActor, anEnvironment] $\rightarrow$  anEnvironment.bind[anIdentifier, to  $\boxtimes$  anActor])!
```

```
(("_"):UniversalPattern  $\sqsubseteq$  Pattern  $\equiv$ 
  Actor implements Pattern using
  match[anActor, anEnvironment] $\rightarrow$  anEnvironment!
```

```
((aPattern:Pattern ":" aType:Type ):TypedPattern  $\sqsubseteq$  Pattern  $\equiv$ 
  Actor implements Pattern using
  match[anActor, anEnvironment] $\rightarrow$ 
  anActor ?
  _:(aType.eval[anEnvironment]) : // anActor implements type aType.eval[anEnvironment]
  aPattern.match[anActor, anEnvironment],
  else : Null<Environment> ?)!
```

```
(("$" anExpression:Expression ):ValuePattern  $\sqsubseteq$  Pattern  $\equiv$ 
  Actor implements Pattern using
  match[anActor, anEnvironment] $\rightarrow$ 
  (anActor = anExpression.eval[anEnvironment]) ? True : anEnvironment,
  False : Null<Environment> ?)!
```

Message sending

```
((procedure: Expression " " [" expressions: Expressions ""]): ProceduralSend ⊆ Expression ≡
  Actor implements Expression using
    eval[anEnvironment] → (procedure.eval[anEnvironment]).[V(expressions.eval[anEnvironment])] $!

(recipient: Expression " " name: MessageName "[" expressions: Expressions ""]): Expression ≡
  Actor implements Expression using
    eval[anEnvironment] → (aRecipient ← recipient.eval[anEnvironment],
                           aRecipient..Message name[V(expressions.eval[anEnvironment])]) $!

(recipient: Expression " " aMessage: Expression): Send::Expression ≡
  Actor implements Expression using
    eval[anEnvironment] → (recipient.eval[anEnvironment])..aMessage.eval[anEnvironment] $!
```

List Expressions and Patterns

```
(([" firstExpression: Expression "," secondExpression: Expression ""]): ListExpression ⊆ Expression ≡
  Actor implements Expression using
    eval[anEnvironment] →
      (first ← firstExpression.eval[anEnvironment],
       second ← secondExpression.eval[anEnvironment],
       [first, second]) $!

([" firstExpression: Expression "," "V" restExpression: Expression ""]): Expression ≡
  Actor implements Expression using
    eval[anEnvironment] →
      (first ← firstExpression.eval[anEnvironment],
       rest ← restExpression.eval[anEnvironment],
       [first, Vrest]) $!
```

```
(([" firstPattern: Pattern "," secondPattern: Pattern ""]): ListPattern ⊆ Pattern ≡
  Actor implements Pattern using
    match[aList, anEnvironment] →
      aList ? [first, second] :
        firstPattern.match[first, anEnvironment] ? Null<Environment> : Null<Environment>,
        aNewEnvironment: Environment :
          secondPattern.match[second, aNewEnvironment] ?,
      else : Null<Environment> ? $!

([" firstPattern: Pattern "," "V" restPattern: Pattern ""]): ListPattern: Pattern ≡
  Actor implements Pattern using
    match[aList, anEnvironment] →
      aList ? [first, Vrest] : firstPattern.match[first, anEnvironment] ?
        Null<Environment> : Null<Environment>,
        aNewEnvironment: Environment : restPattern.match[restValue, aNewEnvironment] ?,
      else : Null<Environment> ? $!
```

Continuations using **perform**

Continuation \equiv Interface extends **Construct** with **perform**[**Environment**, **CheeseQ**] \rightarrow **Any** \diamond **I**

Execute.₁[aConstruct:**Construct**, anEnvironment:**Environment**, aCheeseQ:**CheeseQ**] \equiv
aConstruct ? aContinuation:**Continuation** \ni aContinuation.**perform**[anEnvironment, aCheeseQ],
else anExpression:**Expression** \ni anExpression.**eval**[anEnvironment] \diamond **I**

Exceptions

((**"Try"** anExpression:*Expression* **"catch"** exceptions:*ExpressionCases* \diamond):*TryExpression* \sqsubseteq *Expression* \equiv
Actor implements Expression using
eval[anEnvironment] \rightarrow
Try anExpression.**eval**[anEnvironment] **catch**
anException:**Exception** \ni CasesEval.₁[anException, exceptions, anEnvironment] \diamond \S **I**)
((**"Try"** anExpression:*Expression* **"cleanup"** aCleanup:*Expression*):*TryExpression* \sqsubseteq *Expression* \equiv
Actor implements Expression using
eval[anEnvironment] \rightarrow
Try anExpression.**eval**[anEnvironment]
_.**Exception** \ni (aCleanup.**eval**[anEnvironment]; **Rethrow**) \diamond \S **I**)
((**"Try"** anExpression:*Expression* **"always"** anAlways:*Expression*):*TryExpression* \sqsubseteq *Expression* \equiv
Actor implements Expression using
eval[anEnvironment] \rightarrow
(value \leftarrow Try anExpression.**eval**[anEnvironment] **catch**
_.**Exception** \ni (anAlways.**eval**[anEnvironment]; **Rethrow**) \diamond ,
anAlways.**eval**[anEnvironment];
value \S **I**)

Cases

((anExpression:*Expression* **"?"** cases:*ExpressionCases* \diamond):*CasesExpression* \sqsubseteq *Expression* \equiv
Actor implements Expression using
eval[anEnvironment] \rightarrow CasesEval.₁[anExpression.**eval**[anEnvironment], cases, anEnvironment] \S **I**)
CasesEval.₁[anActor, cases:*List*<**ExpressionCase**>, anEnvironment:**Environment**] \equiv
cases ?
[] \ni **Throw NoApplicableCase** [],
[first, \forall rest] \ni
first ? ((aPattern:*Pattern* \diamond anExpression:*Expression*):*ExpressionCase* \ni
aPattern.**match**[anActor, anEnvironment] ?
Null<**Environment**> \ni CasesEval.₁[anActor, rest, anEnvironment],
newEnvironment:**Environment** \ni anExpression.**eval**[newEnvironment] \diamond ,
(**"else"** elsePattern:*Pattern* \diamond elseExpression:*Expression*):*ExpressionElseCase* \ni
elsePattern.**match**[anActor, anEnvironment] ?
Null<**Environment**> \ni **Throw ElsePatternMustMatch** [],
newEnvironment:**Environment** \ni elseExpression.**eval**[newEnvironment] \diamond ,
(**"else"** \diamond elseExpression:*Expression*):*ExpressionElseCase* \ni elseExpression.**eval**[anEnvironment],
else \ni **Throw NoApplicableCase** [] \diamond \S **I**)

```

((anExpression:Expression "?" cases:ContinuationCases "[?]"):CasesContinuation  $\sqsubseteq$  Continuation  $\equiv$ 
Actor implements Continuation using
  perform[anEnvironment, aCheeseQ]  $\rightarrow$ 
    CasesPerform. $\bullet$ [anExpression. $\bullet$ eval[anEnvironment], cases, anEnvironment, aCheeseQ]  $\S$   $\blacksquare$ 

CasesPerform. $\bullet$ [anActor, cases:List<ContinuationCase>, anEnvironment:Environment, aCheeseQ:CheeseQ]  $\equiv$ 
  cases ?
    []  $\S$  Throw NoApplicableCase [],
    [first,  $\forall$ rest]  $\S$ 
      first ? ((aPattern:Pattern ":" aContinuation:Continuation):ContinuationCase  $\S$ 
        aPattern. $\bullet$ match[anActor, anEnvironment] ?
          Null<Environment>  $\S$  CasesPerform. $\bullet$ [anActor, rest, anEnvironment, aCheeseQ],
          newEnvironment:Environment  $\S$  aContinuation. $\bullet$ perform[newEnvironment, aCheeseQ] [?],
          ("else" elsePattern:Pattern ":" elseContinuation:Continuation):ContinuationElseCase  $\S$ 
            elsePattern. $\bullet$ match[anActor, anEnvironment] ?
              Null<Environment>  $\S$  Throw ElsePatternMustMatch [],
              newEnvironment:Environment  $\S$  elseContinuation. $\bullet$ eval[newEnvironment] [?],
              ("else" ":" elseContinuation:Continuation):ContinuationElseCase  $\S$ 
                elseContinuation. $\bullet$ perform[anEnvironment, aCheeseQ],
                else  $\S$  Throw NoApplicableCase [] [?]  $\blacksquare$ 

```

Atomic compare and update

```

(("Atomic" location:Expression "compare" comparison:Expression "==" update:Expression
  "then" compareIdentical:Continuation
  "else" compareNotIdentical:Continuation)):Atomic  $\sqsubseteq$  Continuation  $\equiv$ 
Actor implements Continuation using
  perform[anEnvironment, aCheeseQ]  $\rightarrow$ 
    (location. $\bullet$ eval[anEnvironment]). $\bullet$ compareAndConditionallyUpdate[comparison. $\bullet$ eval[anEnvironment],
                                                                    update. $\bullet$ eval[anEnvironment]] ?

    True  $\S$  compareIdentical. $\bullet$ perform[anEnvironment, aCheeseQ],
    False  $\S$  compareNotIdentical. $\bullet$ perform[anEnvironment, aCheeseQ] [?]  $\blacksquare$ 

CreateLocation. $\bullet$ [initialContents]  $\equiv$ 
  Actor with contents := initialContents
  implements Location using
    compareAndConditionallyUpdate[comparison, update]  $\rightarrow$ 
      (contents = comparison) ? True  $\S$  always contents := update,
      False  $\S$  False [?]  $\blacksquare$ 

```


Holes in the cheese

(("Hole" anExpression:Expression):Hole \sqsubseteq Continuation \equiv
 Actor implements Continuation using
 perform[anEnvironment, aCheeseQ] \rightarrow
 (aCheeseQ.leave[];
 anExpression.eval[anEnvironment]) \S !

(("Permit" aQExpression:Expression "hole" anExpression:Expression):Permit \sqsubseteq Continuation \equiv
 Actor implements Continuation using
 perform[anEnvironment, aCheeseQ] \rightarrow
 (anInternalQ \leftarrow aQExpression.eval[anEnvironment],
 anInternalQ ? NullQueue \S
 (aCheeseQ.leave[];
 anExpression.eval[anEnvironment]),
 else \S
 (anInternalQ.dequeue[];
 anExpression.eval[anEnvironment]) \S !

(("Hole" anExpression:Expression "permit" aQExpression:Expression):Hole \sqsubseteq Continuation \equiv
 Actor implements Continuation using
 perform[anEnvironment, aCheeseQ] \rightarrow
 (aCheeseQ.leave[];
 anExpression.eval[anEnvironment];
 aCheeseQ.enter[];
 anInternalQ \leftarrow aQExpression.eval[anEnvironment];
 anInternalQ ? NullQueue \S aCheeseQ.leave[],
 else \S anInternalQ.dequeue[] \S !) \S !

(("Enqueue" anExpression:Expression "for" aContinuation:Continuation):Enqueue \sqsubseteq Continuation \equiv
 Actor implements Continuation using
 perform[anEnvironment, aCheeseQ] \rightarrow
 (anInternalQ \leftarrow anExpression.eval[anEnvironment],
 anInternalQ ? NullQueue \S aContinuation.perform[anEnvironment, aCheeseQ],
 else \S (internalQ.enqueueAndLeave[];
 aContinuation.perform[anEnvironment, aCheeseQ] \S)) \S !

(("Permit" anInternalQExpression:Expression
 "enqueue" anotherInternalQExpression:Expression "for"
 aContinuation:Continuation):Permit \sqsubseteq Continuation \equiv
 Actor implements Continuation using
 perform[anEnvironment, aCheeseQ] \rightarrow
 (anotherInternalQ \leftarrow anotherInternalQExpression.eval[anEnvironment],
 anotherInternalQ ?
 NullQueue \S aContinuation.perform[anEnvironment, aCheeseQ],
 else \S (anInternalQ \leftarrow anInternalQExpression.eval[anEnvironment],
 anotherInternalQ ?
 NullQueue \S (anotherInternalQ.enqueueAndLeave[];
 aContinuation.perform[anEnvironment, aCheeseQ]),
 else \S (anInternalQ.enqueueAndDequeue[anotherInternalQ];
 aContinuation.perform[anEnvironment, aCheeseQ] \S) \S)) \S !

A Simple Implementation of Actor

The implementation below does not implement queues, holes, and relaying.

```
((“Actor” declarations: ActorDeclarations
  “implements” anInterface: Interface “using” methods: ContinuationMethods “$”): Actor  $\sqsubseteq$  Expression  $\equiv$ 
  Actor implements Expression using
    eval[anEnvironment]  $\rightarrow$  Initialized..[anInterface..eval[anEnvironment], methods,
      declarations..initialize[anEnvironment], CreateCheeseQ..[ ]].!)
```

```
Initialized..[interface: Interface, methods: List<ContinuationMethod>, anEnvironment: Environment, cheeseQ: CheeseQ]  $\equiv$ 
  Actor implements anInterface using
    receivedMessage: Message<anInterface>  $\rightarrow \rightarrow$  // receivedMessage received for anInterface
      (aCheeseQ..enter[ ] ;
        Select..[receivedMessage, methods, anEnvironment, aCheeseQ]
          always aCheeseQ..leave[ ]].!
```

```
Select..[receivedMessage: Message, methods: List<ContinuationMethod>,
  anEnvironment: Environment,
  aCheeseQ: CheeseQ]  $\equiv$ 
  methods ?
    [ ]  $\ni$  Throw NotApplicable[ ],
    [(aMessageDeclaration: MessageDeclaration “ $\rightarrow$ ” body: Continuation): ContinuationMethod,  $\forall$ restMethods]  $\ni$ 
      aMessageDeclaration..match[receivedMessage, anEnvironment] ?
        Null<Environment>  $\ni$  Select..[receivedMessage, restMethods, anEnvironment, aCheeseQ],
          // process next method
        newEnvironment: Environment  $\ni$  Execute..[body, newEnvironment, aCheeseQ] [ ].!
```

```
((anExpression: Expression “always” someAssignments: Assignments “ $\diamond$ ”): Always  $\sqsubseteq$  Continuation  $\equiv$ 
  Actor implements Continuation using
    perform[anEnvironment, aCheeseQ]  $\rightarrow$ 
      anExpression..eval[anEnvironment]
      always someAssignments..always[anEnvironment, aCheeseQ].!
```

```
((“Throw” anException: Expression
  “afterward” someAssignments: Assignments “ $\diamond$ ”): Afterward  $\sqsubseteq$  Continuation  $\equiv$ 
  Actor implements Continuation using
    perform[anEnvironment, aCheeseQ]  $\rightarrow$ 
      Throw anException..eval[anEnvironment]
      afterward someAssignments..afterward[anEnvironment, aCheeseQ].!
```

```
((aVariable: Variable “ $\equiv$ ” anExpression: Expression): Assignment  $\equiv$ 
  Actor implements Continuation using
    perform[anEnvironment, aCheeseQ]  $\rightarrow$ 
      anEnvironment..assign[aVariable, to  $\sqsubseteq$  anExpression..eval[anEnvironment]].!
```

An implementation of cheese that does not hold a lock

The following is an implementation of cheese that does not hold a lock:¹

Symbols
$\rightarrow \equiv \boxtimes \diamond \rightarrow \circlearrowleft \uparrow \S \leftarrow \boxdot \triangleleft \triangleright \mathbf{I}$

```

CreateCheeseQ.[ ] ≡
  Actor2 thisCheeseQ                                // thisCheeseQ is bound to this Actor
  unserialized
  with aHeadHint := Null<Activity>,                    // a hint that may point to head with current holder of cheese
       aTail := Null<Activity>,                        // if non-null is pointer to backwards list ending with head that holds the cheese
       subCheeseQ ≡ Interface head[ ] → Activity ◊
  implements CheeseQ using
    enter[ ] in myActivity →                          // enter message received running myActivity
    RequirePre myActivity.previous = Null<Activity>, myActivity.nextHint = Null<Activity> for
    Do attempt.[ ]:Void ≡
      (myActivity.Previous := aTail;                  // set hint as to tail of queue
       Atomic aTail compare aTail := myActivity
       then                                           // inserted myActivity in the cheese queue with correct Previous
         myActivity.Previous = Null<Activity> ?
         True : Void,
         False : Suspend [ ], // current activity is suspended
       else attempt.[ ] )
    leave[ ] in myActivity →                          // leave message received running myActivity and only one activity can leave at a time
    RequirePre aTail != Null<Activity> for            // the queue is not empty because myActivity is head of the queue
    (ahead ← thisCheeseQ.Head[ ];
     RequirePre ahead = myActivity for
     Atomic aTail compare ahead := Null<Activity>
     then                                           // last activity has left the cheese queue
       (aHeadHint := Null<Activity>;
        Void),
     else                                           // another activity is in the cheese queue
       (aHeadHint := ahead.NextHint;
        MakeRunnable aHeadHint[ ]:Activity) )
  also implements SubCheeseQ using
  head[ ] → RequirePre aTail != Null<Activity> for
  Do findHead.[backIterator:Activity ←
    aHeadHint ? Null<Activity> : aTail[ ]:Activity, else : aHeadHint[ ]:Activity
  ]:Void ≡
    // find the head of cheese queue updating next hints on the way and then update aHeadHint
    backIterator.Previous ?
    Null<Activity> :                                     // backIterator is at the head of the cheese queue
    (aHeadHint := backIterator[ ]:Nullable<Activity>;
     backIterator),
    previousBackIterator:Activity :                     // backIterator is not the head of the cheese queue
    (previousBackIterator.nextHint := backIterator[ ]:Nullable<Activity>;
     // set NextHint of previous to backIterator
     findHead.[previousBackIterator] ) [ ]:Void
  CheeseQ ≡ Interface enter[ ] → Void,
               leave[ ] → Void ◊

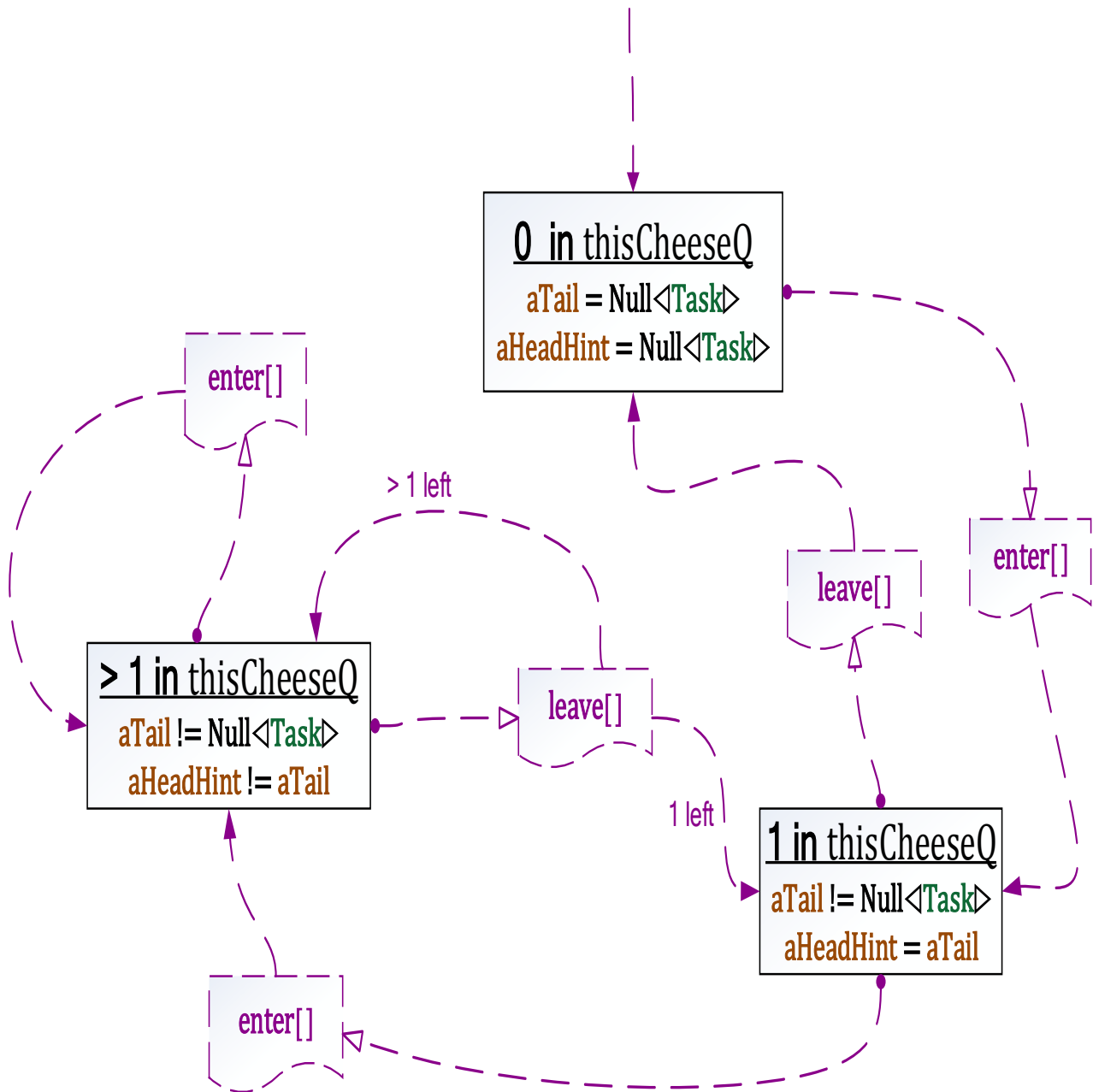
```

¹ The implementation of CreateCheeseQ below is due to Blaine Garst [private communication] cf. [Ladan-Mozes and Shavit 2004]. There is a state diagram for the implementation on the next page. The implementation of CheeseQ uses activities to implement its queue where for type Activity the following hold:

Activity.has[previous] ≡ Nullable<Activity> assignable // if null then head of queue else, pointer to backwards list to head
 Activity.has[nextHint] ≡ Nullable<Activity> assignable // if non-null then pointer to next activity to get cheese after this one

² Invariants aTail = Null<Activity> ⇒ previousToTail = Null<Activity> ◊

The following is a state diagram of the above implementation of **CheeseQ**:



```

("Actor" "implements" anInterface:InterfaceExpression "using" messagePattern:Pattern"→" body:Continuation"$"):Continuation≡
Actor implements Continuation using
perform[anEnvironment, aCheeseQ]→
Actor implements anInterface.eval[anEnvironment] using
message → (aCheeseQ.enter[ ];
            messagePattern.match[message, anEnvironment] ?
            Null<Environment> : Throw NotApplicable[ ] always aCheeseQ.leave[ ],
            newEnvironment:Environment :
            body.perform[newEnvironment, aCheeseQ] always aCheeseQ.leave[ ] ?)$.

```

```

CreateInternalQ.[aCheeseQ:CheeseQ] ≡ RequirePre Activity.has[rest] ⊠ Nullable<Activity> assignable] for
// rest is after this one

```

```

Actor thisInternalQ // thisInternalQ is bound to this Actor
unserialized
with aHead :=Null<Activity>,
    aTail :=Null<Activity>,
    subInternalQ ≡ Interface add[Activity]→ Void,
                        remove[ ]→ Activity
implements1 InternalQ using

```

Symbols
$\rightarrow \equiv \boxtimes \diamond \rightarrow : ? \uparrow \leftarrow \boxdot \langle \rangle \mid$

```

enqueueAndLeave[ ] in myActivity → // enqueueAndLeave message received in myActivity
((InternalQ[ ]subInternalQ).Remove[myActivity];
 aCheeseQ.leave[ ]; // myActivity is the head of aCheeseQ
 Suspend)↑ // myActivity is suspended and when resumed returns Void

enqueueAndDequeue[anInternalQ] in myActivity →
RequirePre ¬anInternalQ.isEmpty[ ] for
((thisInternalQ[ ]subInternalQ).add[myActivity];
 thisInternalQ.dequeue[ ];
 Suspend)↑

dequeue[ ] in myActivity →
RequirePre ¬thisInternalQ.isEmpty[ ] for
(aCheeseQ.Leave[ ]; // myActivity is the head of aCheeseQ
 MakeRunnable (thisInternalQ[ ]subInternalQ).remove[ ] )↑ // make runnable the removed activity
isEmpty[ ] → aTail = Null<Activity>§

also implements subInternalQ using // sub implementation for operating on internal data
add[anActivity]→
RequirePre anActivity.rest = Null<Activity> for // anActivity must not be in another internal cheese queue
aTail ? Null<Activity> : Void always aHead :=anActivity[ ]Nullable<Activity>,
aTail :=anActivity[ ]Nullable<Activity>◇,
theTail:Activity : Void always theTail.rest :=anActivity◇ ?↑

remove[ ]→
RequirePre ¬thisInternalQ.isEmpty[ ] for
(theFirst ← aHead[ ]Activity;
 aTail = aHead ? True : theFirst always aHead :=Null<Activity>, aTail :=Null<Activity>◇,
 False : theFirst always aHead :=(aHead[ ]Activity).Rest◇ ?)$.

InternalQ ≡ Interface enqueueAndLeave[ ]→ Void,
enqueueAndDequeue[InternalQ]→ Void, // activity that is dequeued is made runnable
dequeue[ ]→ Void, // activity that is dequeued is made runnable
isEmpty[ ]→ Boolean◇

```

¹ Invariants $aHead = Null<Activity> \Leftrightarrow aTail = Null<Activity> \diamond$

Inconsistency Robust Logic Programs

Logic Programs^{lxx} can logically infer computational steps.

Forward Chaining

Forward chaining is performed using \vdash

((\vdash) *Theory* *PropositionExpression*)
Assert *PropositionExpression* for *Theory*.

((**when** (\vdash) *Theory* *aProposition:Pattern* \rightarrow *Expression*)
When *aProposition* holds for *Theory*, evaluate *Expression*.

Illustration of forward chaining:

\vdash_t **Human**[Socrates] **!**

when \vdash_t **Human**[*x*] $\rightarrow \vdash_t$ **Mortal**[*x*] **!**

will result in asserting **Mortal**[Socrates] for theory t

Backward Chaining

Backward chaining is performed using \Vdash

((\Vdash) *Theory* *aGoal:Pattern* \rightarrow *Expression*)
Set *aGoal* for *Theory* and when established evaluate *Expression*.

((\Vdash) *Theory* *aGoal:Pattern*):*Expression*
Set *aGoal* for *Theory* and return a list of assertions that satisfy the goal.

((**when** (\Vdash) *Theory* *aGoal:Pattern* \rightarrow *Expression*)
When there is a goal that matches *aGoal* for *Theory*, evaluate *Expression*.

Illustration of backward chaining:

\vdash_t **Human**[Socrates] **!**

when \Vdash_t **Mortal**[*x*] $\rightarrow (\Vdash_t$ **Human**[\$\$*x*] $\rightarrow \vdash_t$ **Mortal**[*x*] **!**) **!**

\Vdash_t **Mortal**[Socrates] **!**

will result in asserting **Mortal**[Socrates] for theory t.

SubArguments

This section explains how subarguments¹ can be implemented in natural deduction.

when $\Vdash_s (psi \vdash_t phi) \rightarrow (t' \leftarrow \text{extension.}[t], (\vdash_{t'} psi, \Vdash_{t'} phi \rightarrow \vdash_s (psi \vdash_t phi)))$ **!**

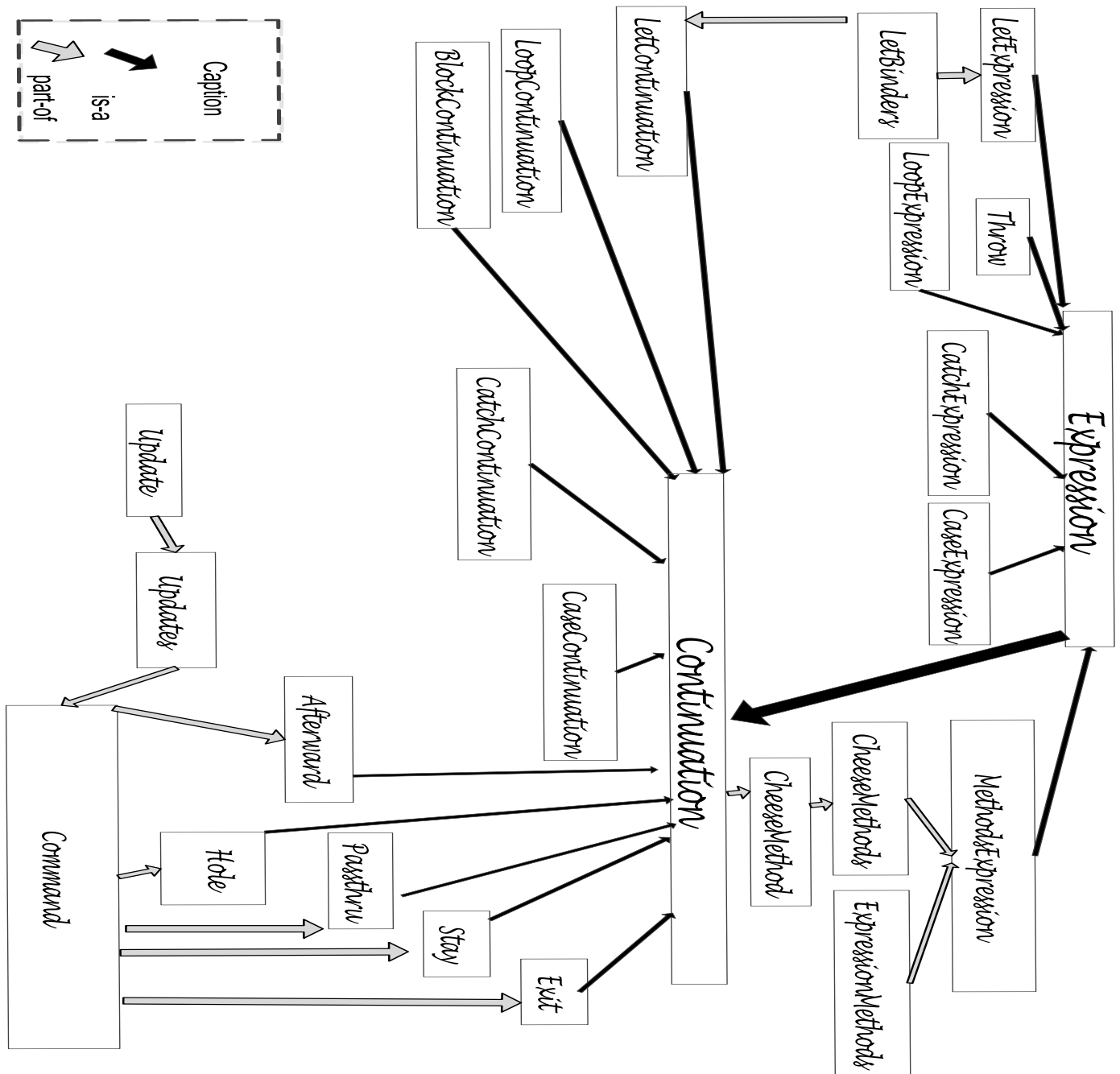
Note that the following hold for t' because it is an extension of t :

- **when** $\vdash_t theta \rightarrow \vdash_{t'} theta$ **!**
- **when** $\Vdash_{t'} theta \rightarrow \Vdash_t theta$ **!**

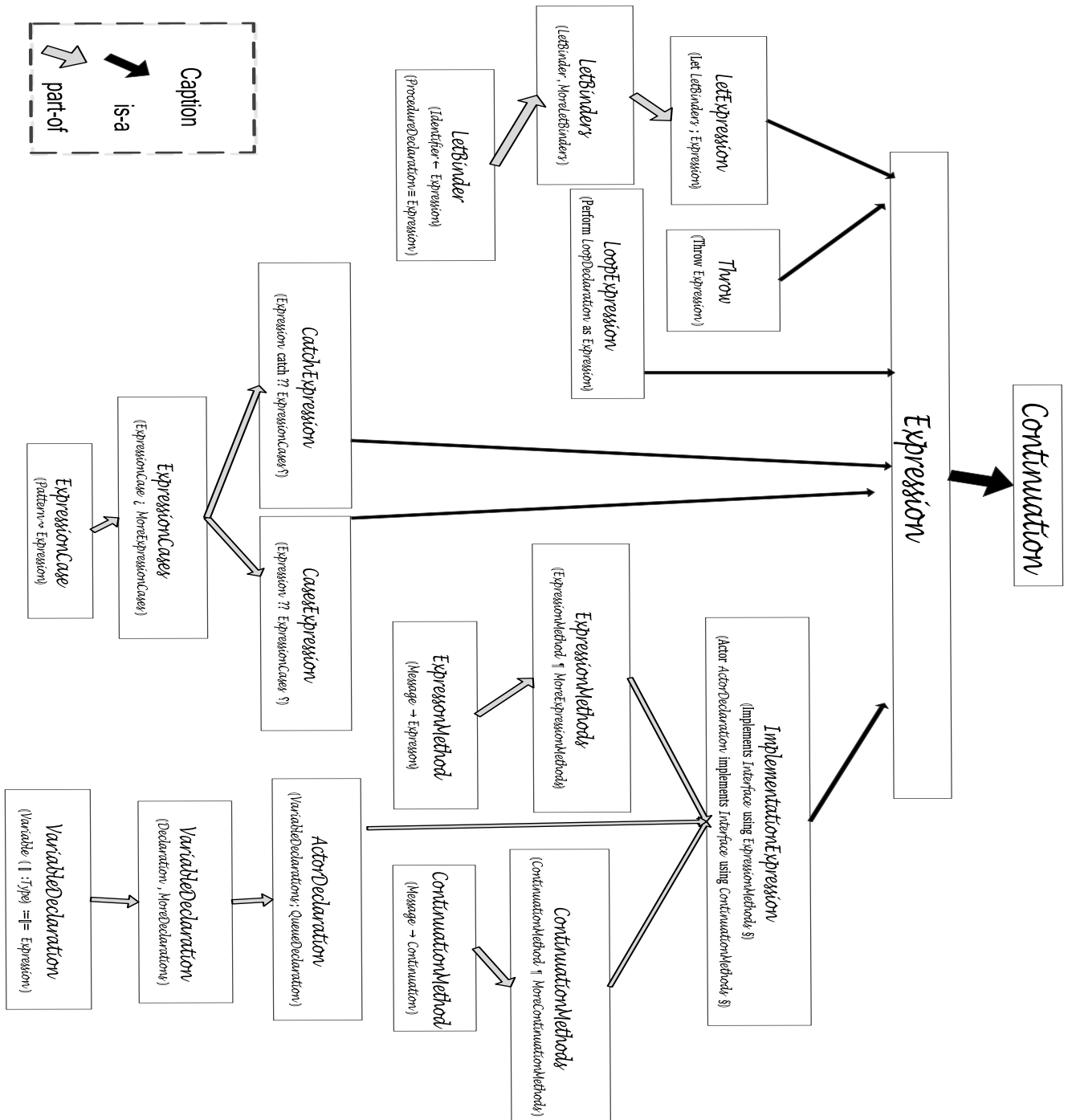
¹ See appendix on Inconsistency Robust Natural Deduction.

Appendix 3. Diagrams of Syntactic Categories of ActorScript

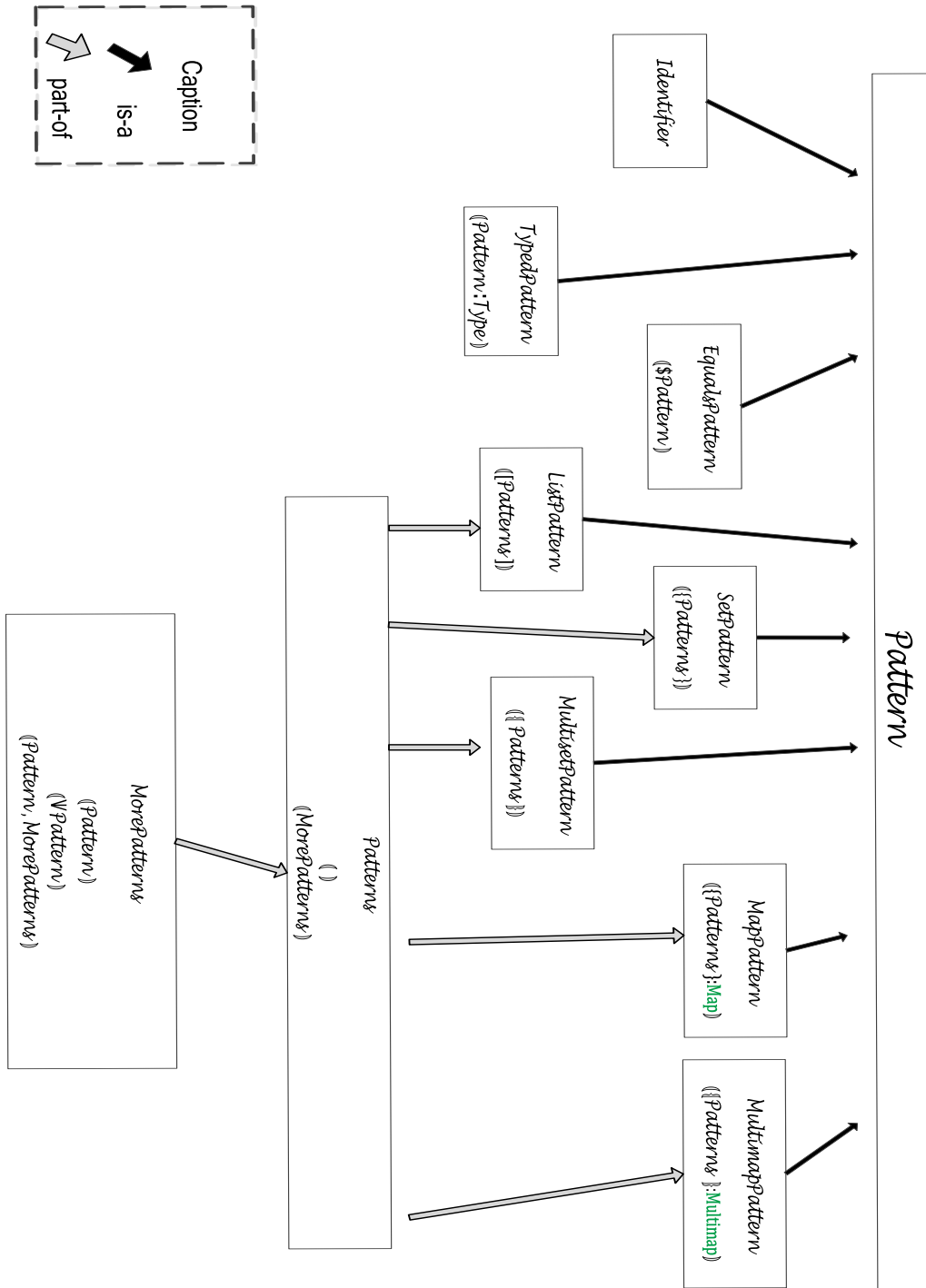
Below is an overview diagram:



Expression Syntax



Pattern Syntax



June 16, 2014



Appendix 4. ASCII Symbol Equivalents and Readings

Symbol	ASCII Equivalent ¹	Read as	Category	Matching Delimiters
⏏	;;	end	top level terminator	
:	:	of type	infix	
[:]	::: ^{lxxi}	cast	infix	
\	\	qualifies	infix	
▪	.	is sent	infix	
Ⓜ	()	concurrently	prefix	
→	->	maps to ^{lxxii}	infix	
→	-->	message received ^{lxxiii}	infix	
←	<--	be	infix	
;	;	sequential	infix	(<i>and</i>)
?	?	begin cases	separator	[?]
[?]	?.	end cases	terminator	?
¶	\p	another method	separator for methods	§
§	\s	end methods	terminator	also ... implements
⌘	(:)	case	separator for case	
,	,	comma ^{lxxiv}	separator for items	
◇	<>	end items	terminator	with, Enumeration, also
≡	== ^{lxxv}	defined as	infix	
⚡	:=	is assigned	infix	
\$\$	\$\$	matches value of	prefix	
=	=	same as?	infix	
⌈	[<]	keyword	infix	
⌊	⋮	pair	infix	
◁	<	begin type parameters	left delimiter	▷
▷	>	end type parameters	right delimiter	◁
∇	\ /	spread	prefix	
{	{	begin set	left delimiter	}
}	}	end set	right delimiter	{
[[begin list	left delimiter]
]]	end list	right delimiter	[
{	{	begin multi-set	left delimiter	}
}	}	end multi-set	right delimiter	{
((begin grouping	left delimiter)
))	end grouping	right delimiter	(
((begin syntax	left delimiter)
))	end syntax	right delimiter	(
⊖	(-)	nothing	expression	
←	<<-	one-way send	infix	
→	->>	one-way receive	infix	
⌞	_	join	infix	
⌚	[=	constrained by	infix	
⇒	==>	logical implication	infix	
⇔	<=>	logical equivalence	infix	
^	/\	logical conjunction	infix	
∨	\ /	logical disjunction	infix	
¬	-	logical negation	prefix	
//	//	begin 1-line comment	prefix	<i>EndOfLine</i>
/*	/*	begin comment	prefix	*/

¹ These are only examples. They can be redefined using keyboard macros according to personal preference.

Index of Symbols and Names

◁, *See* Parameterized Types
▷, *See* ◁
(, 50
^, 50
\$\$, 45, 50
{|, 50, *See* Multisets
(, 50, *See* Expressions
|, 50, *See* {|
,, 12, 21, 50, *See* Cases
/*, 50
//, 50
:, 50
:, 6, 13, 50
?. *See* Cases
[, 5, 6, 26, *See* Interfaces, *See* Lists
`, 28, 50, *See* Qualified Names
{, 50, *See*, *See* Sets
⊖, 32, 50
=, 20, 50
■, 6, 50
■■, 28
Ⓢ, 14, 33, 50
▼, 50, *See* Spread
⇒, 12, 50, *See* Arrays
≡, 50, *See* Definitions
≡, 50
⊔, 50
⊠, 11, 20, 44, 50
⊡, 5, 11, 35, 42, 44, 50
⊛, 50, *See* Cases
⊣, 50, *See* Expressions
◇, 5, 12, 21, 41, 50, *See* Interfaces
→, 6, 9, 12, 50
→, 32, 50
□, 27, 50
→, 5, 9, 50
⇒, 50
←, 26, 50, *See* Binding locals
←, 32, 50
⇌, 50
§, 9, 50
¶, 6, 9, 50
§, 50, *See* Cases
Actor, 12
also, 15, 16
also implements, 44
Arrays, 33
Assignable Variables, 12
Atomic, 30
become, 29
by, 34
Cases, 7
Casting, 5
cleanup, 26
compare, 30
CreateMessage, 28
Do, 26, 33
else, 30
Enqueue, 16
Enumeration, 21
eval message, 36
Exceptions, 26
Exit, 14
Expressions, 5
extends, 34
for, 15, 16, 29
Function, 31
Future, 26, 29
has, 28
hole, 19
Hole, 17
implements, 6, 10, *See* **Actor**
Implements, 12
Import, 31
in, 42, 44
Interface. *See* Interfaces
Interfaces, 9
invariants, 16
keyword arguments, 20
Lists, 8
MakeRunnable, 42, 44
Map, 26, 27
match message, 36
MessageFor, 29
Multiset, 21
Null, 42
NullQueue, 16, 17
Pair, 27
Patterns, 7
perform, 38
permit, 15, 16
Postpone, 29
Qualified Names, 21
QueryInterface, 35
queues, 19
reimplements, 10
RequirePost, 29
RequirePre, 15, 16, 29
Set, 21, 27
Sets, 21
Spread, 8
String.
suchThat, 7
Suspend, 42, 44
swap message. *See* Arrays
thatIs, 17, 19
then, 30
this, 31
Try, 26
Types, 5, 26, 35
using, 6
UsingNamespace, 21
Void, 12
with, 12, 35, 36, 38, *See* **Actor**

End Notes

ⁱ Quotation by the author from late 1960s.

ⁱⁱ Consequently, ActorScript cannot conflict with the operators of these languages including the following: +, &, ~, |, ^, ?:, *, /, /*, */, ==, >=, >, ++, !=, <<, <<=, <, <=, &&, !, ||, ->*, .*, %, >>=, >>, and -.

ⁱⁱⁱ The delimiters (and) are used to delimit program syntax with the character “ and the character ” to delimit tokens. For example, (3 “+” 4) is an expression that can be evaluated to 7. A special font is used for syntactic categories. For example *NumericalExpression* is the syntactic category of numerical expressions. The character \sqsubseteq can be used to make categorizations. For example, (x:*NumericalExpression* “+” y:*NumericalExpression*):*NumericalExpression* \sqsubseteq *Expression* is of category *Expression* with x and y that are both of category *NumericalExpression*.

Because ActorScript is extensible multiple categorizations can be made for the same category. For example,

```
NumericalExpression  $\sqsubseteq$  MoreAdditions |
```

```
// NumericalExpression is a subcategory of MoreAdditions
```

```
((NumericalExpression “+” MoreAdditions):MoreAdditions) |
```

```
// ( NumericalExpression “+” MoreAdditions ) is a subcategory of MoreAdditions
```

The above can be expressed more succinctly using grammar alternation denoted using “ \sqcup ”. For example, the above two categorizations can be expressed as a single categorization as follows:

```
((NumericalExpression  $\sqcup$  (NumericalExpression “+” MoreAdditions)):MoreAdditions) |
```

^{iv} Parentheses are also used for compound constructions. See below.

^v See explanation of syntactic categories above. A word must begin with an alphabetic character and may be followed by one or more numbers and alphabetic characters.

```
Identifier  $\sqsubseteq$  Word  $\sqsubseteq$  Expression |
```

```
// an Identifier is a Word which is a subcategory of Expression
```

^{vi} *TypeIdentifier* \sqsubseteq *Identifier* **|**

```
TypeIdentifier  $\sqsubseteq$  TypeExpression  $\sqsubseteq$  Expression |
```

```
((Expression “[ $\square$ ]” TypeExpression):CastExpression  $\sqsubseteq$  Expression |
```

```
// cast the value of Expression to have the type TypeExpression if possible. Otherwise, an exception is thrown.
```

^{vii} (*Identifier* (\sqcup (“:” *TypeExpression*)) “ \equiv ” *Expression*):*Definition* **|**

```
(Identifier “.” “[ $\square$ ]” ArgumentDeclarations “[ $\square$ ]” (  $\sqcup$  (“:” TypeExpression)) “ $\equiv$ ” Expression):Definition |
```

```
// see ArgumentDeclarations below
```

^{viii} An overloaded procedure is one that takes different actions depending on the types of its arguments.

^{ix} (“[\square]” *ArgumentTypes* “[\square]” “ \rightarrow ” returnType:*TypeExpression*):*ProcedureSignature* \sqsubseteq *Expression* **|**

```
// signature for a procedure with ArgumentTypes and returnType
```

```
(  $\sqcup$  MoreArgumentTypes):ArgumentTypes |
```

```
(TypeExpression  $\sqcup$  (TypeExpression “.” MoreArgumentTypes)):MoreArgumentTypes |
```

^x Also the list of arguments can be bound in a procedure method. For example, the overloaded procedure *Arguments* below returns the argument list with which it is called:

```
Arguments  $\equiv$  Actor implements IntegerAndVector using
```

```
argumentList:[Integer]  $\rightarrow$  argumentList  $\square$ 
```

```
argumentList:[Vector]  $\rightarrow$  argumentList  $\square$ 
```

```
For example Arguments.[2+1] | is equivalent to [3] |.
```

-
- xi (**[** "ArgumentDeclarations" **]** "→" Expression):ProcedureMethod **|**
 // Procedure method with ArgumentDeclarations that returns Expression
 (**|** MoreArgumentDeclarations):ArgumentDeclarations **|**
 (ArgumentDeclaration **|** (ArgumentDeclaration "," MoreArgumentDeclarations)):MoreArgumentDeclarations **|**
 // Comma is used to separate declarations.
 (Identifier **|** (Identifier ":" TypeExpression)):ArgumentDeclaration **|**
 ("Actor" (**|** ProcedureImplementation)):ProcedureExpression **|** Expression **|**
 // The methods terminator is \$.
 ("implements" Interface "using" ProcedureMethods "\$"):ProcedureImplementation **|**
 (**|** MoreProcedureMethods):ProcedureMethods **|**
 (ProcedureMethod **|** (ProcedureMethod "¶" MoreProcedureMethods)):MoreProcedureMethods **|**
 // The methods separator is ¶.
 InterfaceName **|** Interface **|**
 InterfaceName **|** Word **|**
- xii (Recipient:Expression "▪" **[** Expressions **]**):ProceduralSend **|** Expression **|**
 // Recipient is sent a message with arguments Expressions
 (**|** MoreExpressions):Expressions **|**
 (Expression **|** (Expression "," MoreExpressions)):MoreExpressions **|**
- xiii **?** takes care of the infamous "dangling else" problem [Abrahams 1966].
- xiv (test:Expression "?" ExpressionCases **[** **?** **]**):CasesExpression **|** Expression **|**
 (ExpressionCase **|** MoreExpressionCases):ExpressionCases **|**
 (ExpressionCase **|** (ExpressionCase "," MoreExpressionCases) **|** ExpressionElseCases):MoreExpressionCases **|**
 (**|** ExpressionElseCase **|** (ExpressionElseCase "," MoreExpressionElseCases)):ExpressionElseCases **|**
 (ExpressionElseCase **|** (ExpressionElseCase "," MoreExpressionElseCases)):MoreExpressionElseCases **|**
 ((**"else"** "§" Expression) **|** (**"else"** Pattern"§" Expression)):ExpressionElseCase **|**
 // The else case is executed only if the patterns before the else case do not match the value of test.
 (Pattern"§" Expression):ExpressionCase **|**
- xv (**[** "StructureExpressions" **]**):ListExpression **|** Expression **|**
 // An ordered list with elements Expressions
 (**|** MoreStructureExpressions):StructureExpressions **|**
 ((**|** **"V"**) Expression **|** ((**|** **"V"**) Expression "," MoreStructureExpressions)):MoreStructureExpressions **|**
- xvi (**"_"**):UnderscorePattern **|** Pattern **|**
 (Pattern ":" TypeExpression):TypedPattern **|** Pattern **|**
 ("\$\$" Expression):ExpressionPattern **|** Pattern **|**
 (**[** "StructurePatterns" **]**):ListPattern **|** Pattern **|**
 // A pattern that matches a list whose elements match Patterns
 (**|** MoreStructurePatterns):StructurePatterns **|**
 (Pattern **|** (**"V"** Pattern) **|** (Pattern "," MoreStructurePatterns)):MoreStructurePatterns **|**
- xvii (**"("** Expression **)"**):Expression **|**
 (**"("** MoreBindingsOrExpressions (**","** **|** **;"**) result:Expression **)"**):CompoundExpression **|** Expression **|**
 (BindingOrExpression **|** (BindingOrExpression (**","** **|** **;"**) MoreBindingsOrExpressions))
 :MoreBindingsOrExpressions **|**
 (Pattern **"←"** Expression):Binding **|** BindingOrExpression **|**
 Expression **|** BindingOrExpression **|**
- xviii (recipient:Expression "▪" MessageName **[** Expressions **]**):NamedMessageSend **|** Expression **|**
 // Recipient is sent message MessageName with arguments Expressions
 (**|** MoreExpressions):Expressions **|**
 (Expression **|** (Expression "," MoreExpressions)):MoreExpressions **|**
 MessageName **|** Word **|**

```

xxvi ((ContinuationImplementation AdditionalContinuationImplementations):ContinuationImplementations |
    (( ( "also" ContinuationImplementation AdditionalContinuationImplementations ))
        :AdditionalContinuationImplementations
    ((("implements" | "reimplements") InterfaceName "using" ContinuationMethods "S")
        :ContinuationImplementation
    (( | MoreContinuationMethods):ContinuationMethods |
    (ContinuationMethod | (ContinuationMethod "¶" MoreContinuationMethods)):MoreContinuationMethods |
    // The method separator is ¶.
    (MessageName "[ " ArgumentDeclarations "]" "→" Continuation):ContinuationMethod |
    // For a message corresponding to MessageDeclaration, the response is Continuation.
    Expression ⊆ Continuation | // An expression is a continuation.
    ((" MorePreliminaries ";" result:Continuation) ") ):CompoundContinuation ⊆ Continuation |
    (Preliminary | ( Preliminary ";" MorePreliminaries)):MorePreliminaries |
    Binding ⊆ Preliminary |
    Expression ⊆ Preliminary |
    (Variable "⊢" Expression):Assignment ⊆ Preliminary |
    // In the next message received in the Actor where Variable is declared,
    // Variable is assigned the value of Expression
    (Expression "afterward" MoreAssignments "◇"):Afterward ⊆ Continuation |
    // Return the value of Expression and afterward perform MoreAssignments if no exception is thrown
    (Expression "always" MoreAssignments "◇"):Always ⊆ Continuation |
    // Return the value of Expression and afterward perform MoreAssignments even if an exception is thrown
    (Assignment | (Assignment ";" MoreAssignments)):MoreAssignments |
    // Assignments are separated using ";" and terminated by "◇".

```

```

xxvii (( "⊞" Expression ):ConcurrentExpression ⊆ Expression |
    // Execute Expression concurrently and respond with the outcome.

```

xxviii Swiss cheese was called "serializers" in the literature.

xxix Sussman and Steele 1975] introduced the name "continuation passing style" for explicit use of continuations [Reynolds 1972] in programs. However, in the "string bean style" used here, continuations are not made explicit while programs are required to be linear between holes in the cheese.

xxx Both cases and compound constructs can be continuations:

```

((test:Expression "?" ContinuationCases "[?"]):CasesContinuation ⊆ Continuation |
(ContinuationCase | (ContinuationCase ";" MoreContinuationCases)) ContinuationElseCases):ContinuationCases |
(ContinuationCase | (ContinuationCase ";" MoreContinuationCases)):MoreContinuationCases |
(Pattern "§" Continuation):ContinuationCase |
(| MoreContinuationElseCases):ContinuationElseCases |
(ContinuationElseCase | (ContinuationElseCase ";" MoreContinuationElseCases)):MoreContinuationElseCases |
(("else" "§" Continuation) | ("else" Pattern "§" Continuation)):ContinuationElseCase |

```

xxxi Popularized in [Dijkstra 1965]. Note that secondBarber only shaves if a customer comes in when firstBarber is shaving.

xxxii because it is an internal error condition that should never occur

xxxiii because it is an internal error condition that should never occur

xxxiv because it is an internal error condition that should never occur

```

xxxv (((" MorePreparations result:Continuation ") ):CompoundContinuation ⊆ Continuation |
    (Preparation | (Preparation (";" | "⊞") MorePreparations)):MorePreparations |
    Assignment ⊆ Preparation |
    Binding ⊆ Preparation |
    Expression ⊆ Preparation |

```

xxxvi ReadersWriterConstraintMonitor defined below monitors a resource and throws an exception if it detects that ReadersWriter constraint is violated, *e.g.*, for a resource *r* using the above scheduler, ReadingPriority.₁[ReadersWriterConstraintMonitor.₁[*r*]]

ReadersWriterConstraintMonitor.₁[theResource:ReadersWriter] ≡

```

Actor with writing := False,
      numberReading: (Integer thatIs ≥ 0) := 0
implements ReadersWriter using
  read[query] →
    RequirePre ¬writing for
      (numberReading := numberReading + 1;
       Hole theResource.read[query]
       always numberReading := numberReading - 1)¶
  write[update] →
    RequirePre numberReading = 0 ∧ ¬writing for
      (writing := True;
       Hole theResource.write[update]
       always writing := False)§

```

xxxvii A downside of this policy is that readers may not get the most recent information.

xxxviii A downside of this policy is that writing and reading may be delayed because of lack of concurrency among readers.

xxxix backout permit (not writing and IsEmpty readersQ and numberReading = 0) ? True : writersQ, False : NullQueue [?] ◊

xl Precondition that is present for inconsistency robustness.

xli backout permit (IsEmpty writersQ and writing = False) ? True : readersQ, False : NullQueue [?] ◊

xliv // release cheese while in writersQ

xlvi Precondition that is present for inconsistency robustness.

xlvii backout permit (not writing and IsEmpty readersQ and numberReading = 0) ? True : writersQ, False : NullQueue [?] ◊

xlviii backout permit (empty writersQ and writing = False) ? True : readersQ, False : NullQueue [?] ◊

xlvi // release cheese while in writersQ

-
- xlvi ((((*WithDeclaration*) (*QueueDeclaration*)))) : *NamedDeclaration* !
 (((*“queues”* *QueueDeclarations* “*ϕ*”))) : *QueueDeclaration* !
 ((*MoreQueueDeclarations*)) : *QueueDeclarations* !
 (*QueueDeclaration* (*QueueDeclaration* “,” *MoreQueueDeclarations*)) : *MoreQueueDeclarations* !
QueueDeclaration \sqsubseteq *Word* !
 (*“Enqueue”* *QExpression* “*for*” *Continuation_i*) : *Enqueing* \sqsubseteq *Continuation* !
 If the value of *QExpression* is not *NullQueue* then suspend in the queue; otherwise continue with *Continuation_i*.
 (*“Exit”* *Expression* “*always*” *Assignments* “*ϕ*”) : *Exiting* \sqsubseteq *Continuation*
 Exit the cheese and return the value of *Expression* with variables have values given by *Assignments* for the next message processed.
 The following are allowed in the cheese for a response to message affecting the next message:
 (*Expression* (((*“permit”* *QExpressions* “*ϕ*”)) ((*“always”* *Assignments* “*ϕ*”)))) : *PermitAfterward* \sqsubseteq *Continuation* !
 If there are activities in *QExpression_i* then the one of them gets the cheese next and also perform *Assignments_i*, then leave the cheese and return the value of *Expression_i*.
 The following can be used temporarily leave the cheese:
 (*“Hole”* *Expression* (((*“?”* *ContinuationCases* “*?*”)))) : *Hole* \sqsubseteq *Continuation* !
 Leave the cheese and evaluate *Expression*. When a response is received, reacquire the cheese and continue with *ContinuationCases*.
 (*“Permit”* *prepQ* : *QExpression* (((*“also”* *Preparations* “*ϕ*”))))
 “*hole*” *Expression* (((*“?”* *ContinuationCases* “*?*”)))
 (((*“permit”* *afterwardQ* : *QExpression* “*ϕ*”)))
 (((*“always”* *Assignments* “*ϕ*”)))) : *PermitHole* \sqsubseteq *Continuation* !
 If there are activities in *prepQ*, then the one of them gets the cheese next and also perform *Preparations*, then leave the cheese and evaluate *Expression*. When a response is received, reacquire the cheese and continue with *ContinuationCases*. If there are activities in *afterwardQ*, then the one of them gets the cheese next and also perform *Assignments_i*. Finally, leave the cheese and respond with the response.
- xlvi (*Name* “*^*” *Qualifier*) : *QualifiedName* \sqsubseteq *Expression* !
 (*Name* (*QualifiedName*)) : *Qualifier* !
- xlvi (*“Enumeration”* *MoreEnumerationNames* “*ϕ*”) : *Enumeration* \sqsubseteq *Expression* !
 (*EnumerationName* (*EnumerationName* “,” *MoreEnumerationNames*)) : *MoreEnumerationNames* !
EnumerationName \sqsubseteq *Word* !
- i (*“{”* *StructureExpressions* “*}*”) : *SetExpression* \sqsubseteq *Expression* !
 A set of the values without duplicates of *Expressions*
 (*“{”* *StructurePatterns* “*}*”) : *SetPattern* \sqsubseteq *Pattern* !
- ii (*“{”* *Expressions* “*}*”) : *MultisetExpression* \sqsubseteq *Expression* !
 A multiset of the values with duplicates possible of *Expressions*
 (*“{”* *Patterns* “*}*”) : *MultisetPattern* \sqsubseteq *Pattern* !
- iii The corresponding typed version is as follows:
 Exchange. [*TwoTuple* < *Type1*, *Type2* > [*x* : *Type1*, *y* : *Type2*]] : *TwoTuple* < *Type2*, *Type1* > \equiv *TwoTuple* < *Type2*, *Type1* > [*y*, *x*] !
- iii (*Identifier* “<” *TypeParametersDeclaration* “>” “ \equiv ” *Expression*) : *ParameterizedDefinition* \sqsubseteq *Definition* !
 Parameterize definition with *TypeParametersDeclaration* !
 ((*MoreTypeParameterDeclarations*)) : *TypeParametersDeclaration* !
 (*TypeParameterDeclaration* (*TypeParameterDeclaration* “,” *MoreTypeParameterDeclarations*)) : *MoreTypeParameterDeclarations* !
 (*TypeIdentifier* ((*TypeQualifier*))) : *TypeParameterDeclaration* !

TypeIdentifier \sqsubseteq *Identifier* **!**
 ((*TypeExtension* *TypeImplementation*):*TypeQualifier* **!**
 (\sqcup ("extends" *TypeIdentifier*)): *TypeExtension* **!**
 (\sqcup ("implements" *MoreTypeExpressions* " \diamond ")): *TypeImplementation* **!**
 (*TypeExpression* \sqcup (*TypeExpression* "," *MoreTypeExpressions*)): *MoreTypeExpressions* **!**

liv ("Do" *LoopName:Identifier* "." "[" *Initializers* "]" ":" *ReturnType:TypeExpression* "=" *Expression*): *Loop* \sqsubseteq *Expression* **!**
 (\sqcup *MoreInitializers*): *Initializers* **!**
 (*Initializer* \sqcup (*Initializer* "," *MoreInitializers*)): *MoreInitializers* **!**
 (*Identifier* (\sqcup (":" *TypeExpression*)) " \leftarrow " *Expression*): *Initializer* **!**

lv ("Future" *Expression_i*): *Future* \sqsubseteq *Expression* **!**
 A future for the value of *Expression*
 The abducted type of the future expression is the same as the abducted type of *Expression_i*
 ("Future" *FutureExpression:Expression* "sponsor" *SponsorExpression:Expression*): *Future* \sqsubseteq *Expression* **!**
 execution of *FutureExpression* is controlled by the sponsor *SponsorExpression*

lvi ("Try" *anExpression:Expression* "catch" *ExpressionCases* " \diamond "): *TryExpression* \sqsubseteq *Expression* **!**
 1. If *anExpression* throws an exception that matches the pattern of a case, then the value of *TryExpression* is the value computed by the expression of the case.
 2. If *anExpression* doesn't throw an exception, then then the value of *TryExpression* is the value computed by *anExpression*.

("Try" *aContinuation:Continuation* "catch" *ContinuationCases* " \diamond "): *TryContinuation* \sqsubseteq *Continuation* **!**
 1. If *aContinuation* throws an exception that matches the pattern of a case, then the response of *TryContinuation* is the response computed by the expression of the case.
 2. If *aContinuation* doesn't throw an exception, then then the response of *TryExpression* is the response computed by *aContinuation*.

("Try" *anExpression:Expression* "cleanup" *CleanupExpression* \sqsubseteq *Expression*): *TryExpression* \sqsubseteq *Expression* **!**
 1. If *anExpression* throws an exception, then the value of *TryExpression* is the value computed by *CleanupExpression*.
 2. If *anExpression* doesn't throw an exception, then then the value of *TryExpression* is the value computed by *anExpression*.

("Try" *anExpression:Expression* "always" *Assignments* " \diamond "): *TryContinuation* \sqsubseteq *Continuation* **!**
 1. If *anExpression* throws an exception, then *Assignments* is performed and the exception is rethrown.
 2. If *anExpression* doesn't throw an exception, then *Assignments* is performed and the response of *TryExpression* is the response computed by *anExpression*.

("Try" *anExpression:Expression* "afterward" *Assignments* " \diamond "): *TryContinuation* \sqsubseteq *Continuation* **!**
 1. If *anExpression* throws an exception, the exception is rethrown.
 2. If *anExpression* doesn't throw an exception, then *Assignments* is performed and the response of *TryExpression* is the response computed by *anExpression*.

("Try" *tryExpression:Expression* "timeout" *atime:Expression* "else" *elseExpression:Expression*)
: *TimeoutExpression* \sqsubseteq *Expression* **!**

lvii ("Map" "{" *Expressions* "}"): *MapExpression* \sqsubseteq *Expression* **!**
 (*Expression* "[" *Expression*"): *PairExpression* **!**

lviii ("String" "[" *StructureExpressions* "]"): *StringExpression* \sqsubseteq *Expression* **!**
 // An ordered list with elements *Expressions*
 (\sqcup *MoreStructureExpressions*): *StructureExpressions* **!**
 (((\sqcup "V") *Expression*) \sqcup (((\sqcup "V") *Expression* "," *MoreStructureExpressions*)): *MoreStructureExpressions* **!**

lix The implementation below requires careful optimization.

lx (*Expression_i* "." *Expression₂*): *MessageSend* \sqsubseteq *Expression*
 Send *Expression_i* the message *Expression₂*, which much match the type of *Expression_i* **!**

```

(CreateMessage MessageName "[" Arguments "]"):Message  $\sqsubseteq$  Expression !
  Create the message with qualified name MessageName that has parameters the values of Arguments !
((implements  $\sqcup$  reimplements) InterfaceName using UniversalMethod):ContinuationImplementation
(Message ( $\sqcup$  (":" TypeExpression) " $\rightarrow$ " Continuation):UniversalMethod !

```

lxi ("(" LanguageExtension ")" ":" SyntaxIdentifier \equiv Expression):Definition **!**
 SyntaxIdentifier \sqsubseteq Identifier **!**

lxii The implementation below can be highly inefficient.

lxiii (**Atomic** aLocation:Expression **compare** comparison:LocationValue " \equiv " update:Expression "?"
 "then" compareIdentical:Continuation
 "else" compareNotIdentical:Continuation):Continuation **!**
 // Atomically compare the contents of location with the value of comparison. If identical, update the contents of aLocation
 with the value of update and execute compareIdentical.

lxiv (**Discrimination** MoreTypeIdentifiers " \diamond "):Discrimination \sqsubseteq Expression **!**
 (TypeIdentifier \sqcup (TypeIdentifier "," MoreTypeIdentifiers)):MoreTypeIdentifiers **!**

lxv (Expression " \leftarrow " MessageName "[" Expressions "]"):OneWayNamedMessageSend \sqsubseteq Expression **!**
 // Expression is sent one-way message MessageName with arguments Expressions

lxvi (MessageName "[" ArgumentDeclarations "]" " \rightarrow " OneWayContinuation):OneWayMethod **!**
 // method implementation with ArgumentDeclarations that executes OneWayContinuation and returns nothing
 ("()"):OneWayContinuation **!**
 ("() "**always**" MoreAssignments " \diamond "):Afterward \sqsubseteq OneWayContinuation **!**
 // Return nothing afterward perform MoreAssignments regardless

lxvii Hoare[1962]. The implementation below is adapted from Wikipedia.

lxviii **sameAs** can make use of caching and codes to improve performance

lxix Consider a dialect of Lisp which has a simple conditional expression of the following form:

```

(("(" if test:Expression then:Expression else:Expression ")")

```

which returns the value of then if test evaluates to **True** and otherwise returns the value of else.

The definition of Eval in terms of itself might include something like the following [McCarthy, Abrahams, Edwards, Hart, and Levin 1962]:

(Eval expression environment) \equiv	// Eval of expression using environment defined to be
(if (Numberp expression)	// if expression is a number then
expression	// return expression else
(if ((Equal (First expression) (Quote if))	// if First of expression is "if" then
(if (Eval (First (Rest expression) environment)	// if Eval of First of Rest of expression is True then
(Eval (First (Rest (Rest expression)) environment)	// return Eval of First of Rest of Rest of expression else
(Eval (First (Rest (Rest (Rest expression)) environment))	// return Eval of First of Rest of Rest of Rest of expression
...))	

The above definition of Eval is notable in that the definition makes use of the conditional expressions using **if** expressions in defining how to Eval an **If** expression!

lxx [Church 1932; McCarthy 1963; Hewitt 1969, 1971, 2010; Milner 1972, Hayes 1973; Kowalski 1973]. Note that this definition of Logic Programs does *not* follow the proposal in [Kowalski 1973, 2011] that Logic Programs be restricted only to clause-syntax programs.

lxxi Three colons because two colons have a meaning in Java

lxxii Used in type specifications for interfaces.

lxxiii Used in implementations of procedures and methods.

lxxiv Commas separate items between the following pairs of delimiters: [and], { and }, { and }, \triangleleft and \triangleright , (and), **RequirePre** and **for**, **RequirePost** and **for**.

Commas terminated with \diamond also separate cases, **with** declarations, **queue** declarations, as well separating **extends** as well as **always**, and **also** assignments

^{lxxv} Three equal signs because two equal signs have a meaning in Java