

Itinerant-Electron Magnet of the Pyrochlore Lattice: Indium-Doped $\text{YMn}_2\text{Zn}_{20}$

Yoshihiko Okamoto, Takeshi Shimizu, Jun-ichi Yamaura, Yoko Kiuchi, and Zenji Hiroi
Institute for Solid State Physics, University of Tokyo, Kashiwa 277-8581, Japan

(Dated: November 1, 2018)

We report on a ternary intermetallic compound, “ $\text{YMn}_2\text{Zn}_{20}$ ”, comprising a pyrochlore lattice made of Mn atoms. A series of In-doped single crystals undergo no magnetic long-range order down to 0.4 K, in spite of the fact that the Mn atom carries a local magnetic moment at high temperatures, showing Curie-Weiss magnetism. However, In-rich crystals exhibit spin-glass transitions at approximately 10 K due to a disorder arising from the substitution, while, with decreasing In content, the spin-glass transition temperature is reduced to 1 K. Then, heat capacity divided by temperature approaches a large value of $280 \text{ mJ K}^{-2} \text{ mol}^{-1}$, suggesting a significantly large mass enhancement for conduction electrons. This heavy-fermion-like behavior is not induced by the Kondo effect as in ordinary f -electron compounds, but by an alternative mechanism related to the geometrical frustration on the pyrochlore lattice, as in $(\text{Y,Sc})\text{Mn}_2$ and LiV_2O_4 , which may allow spin entropy to survive down to low temperatures and to couple with conduction electrons.

PACS numbers: Valid PACS appear here

Interesting physics found in some intermetallic compounds containing lanthanide or actinide elements results from the interplay between the Kondo effect and the RKKY interaction. The former tends to mix f -electrons that are localized at high temperatures with conduction electrons at low temperatures to form a singlet ground state, while the latter stabilizes the magnetic long-range order of f -electron spins. When the Kondo effect overcomes the RKKY interaction, a heavy-fermion (HF) state is generated with the spin entropy of f electrons transferred to conduction electrons, resulting in a large mass enhancement. A large Sommerfeld constant γ of up to several $\text{J K}^{-2} \text{ mol}^{-1}$, a large Pauli paramagnetic susceptibility, and T^2 resistivity with a large coefficient are commonly observed in the HF state.

On the other hand, three transition-metal compounds containing no f electrons are known to show similar HF behaviors that may be induced by other mechanisms different from the Kondo effect [1]. They are Sc-doped YMn_2 [2], β -Mn [3], and LiV_2O_4 [4]. A cubic-Laves phase YMn_2 is an itinerant-electron antiferromagnet with magnetic Mn atoms forming a pyrochlore lattice made of corner-sharing tetrahedra. It exhibits long-range order with a magnetic moment of $2.7 \mu_B/\text{Mn}$ below 100 K [5], but is transformed to a HF state with an enhanced Sommerfeld constant of $150 \text{ mJ K}^{-2} \text{ mol}^{-1}$ by substituting 3-5% Sc for Y [2]. β -Mn has another frustrated lattice consisting of a regular triangle of Mn atoms and exhibits a moderate electron mass enhancement [3, 6]. LiV_2O_4 crystallizes in a normal spinel structure, where $\text{V}^{3.5+}$ ions with the $d^{1.5}$ electron configuration form a pyrochlore lattice. It shows a very large γ of $420 \text{ mJ K}^{-2} \text{ mol}^{-1}$, which is the largest γ in d electron compounds [4, 7]. Two mechanisms have been proposed to interpret this enhancement for LiV_2O_4 . One focuses on a specific aspect of its band structure near the Fermi level [8]. According to band-structure calculations, one d electron oc-

cupies a narrow a_{1g} band and 0.5 electrons form a wide e'_g band. The former tends to be localized on each V atom as if it were an f electron, while the latter conduct as s or p electrons, as in ordinary HF compounds. This situation naturally makes one consider that a type of Kondo scenario is applicable to LiV_2O_4 . On the other hand, an alternative mechanism sheds light on the role of geometrical frustration on the pyrochlore lattice. Since spin and/or orbital ordering can be suppressed down to a very low temperature by geometrical frustration, associated entropy is preserved and dressed up by conduction electrons [9, 10]. Although the formation mechanism of the HF state in LiV_2O_4 still remains controversial, the obvious fact that all the d -electron HF compounds comprise geometrically frustrated lattices made of transition-metal atoms strongly suggests that geometrical frustration plays a significant role in the formation of the HF state.

A bottleneck for the investigation of the d -electron HF state is the limited number of HF compounds. Here, we show that a member of ternary intermetallic compounds with the general formula AB_2C_{20} [11, 12] can be a good candidate for a novel d -electron metal with the pyrochlore lattice, where A is a rare-earth element, B is a transition-metal element, and C is Zn or Al. These compounds crystallize in the cubic $\text{CeCr}_2\text{Al}_{20}$ structure with the space group $Fd\bar{3}m$ [13], where the A and B atoms occupy the 8a and 16d sites forming diamond and pyrochlore lattices, respectively, as in the cases of the cubic Laves-phase AB_2 . On the other hand, the C atoms at the 16c, 48f, and 96g sites are located between adjacent A atoms, adjacent B atoms, and A and B atoms, respectively, as shown in Fig. 1. Because of the large population of the C atoms, the pyrochlore lattice composed of the B atoms is almost doubly expanded while keeping the tetrahedral symmetry in comparison with that in AB_2 .

TABLE I: Chemical compositions and lattice constants of five $\text{YMn}_{2+\delta}\text{Zn}_{20-x-\delta}\text{In}_x$ single crystals. The nominal In content x_n , actual In content x , and excess Mn content δ determined by ICP-AES measurements, and the lattice parameter a determined at room temperature by powder X-ray diffraction measurements are listed.

x_n	x	δ	a (Å)
3	2.96(3)	0.44(2)	14.4073(8)
4	3.22(1)	0.64(2)	14.417(1)
5	3.46(1)	0.65(1)	14.4659(7)
7	3.77(2)	0.99(1)	14.5024(5)
9	3.99(2)	1.24(3)	14.5273(3)

In the AB_2C_{20} family, compounds with $A = \text{Yb}$, Pr , or U have been extensively studied. $\text{YbCo}_2\text{Zn}_{20}$ is particularly focused on, because it shows an anomalously large γ of about $8 \text{ J K}^{-2} \text{ mol}^{-1}$ [14]. Recently, $\text{PrIr}_2\text{Zn}_{20}$ and $\text{LaIr}_2\text{Zn}_{20}$ have been found to be superconductors [15]. In contrast, most compounds with non-magnetic A atoms such as Y are just Pauli paramagnetic metals except for $\text{YFe}_2\text{Zn}_{20}$ that lies in the vicinity of ferromagnetism [16, 17]. To our knowledge, there are few studies of AB_2C_{20} in terms of the geometrical frustration on the pyrochlore lattice of the B atom. In this letter, we report on “ $\text{YMn}_2\text{Zn}_{20}$ ” comprising a pyrochlore lattice composed of the Mn atoms. A compound with this ideal composition has not yet been obtained, but Benbow and Lattner found in 2006 that the partial substitution of In for Zn is effective for stabilizing the compound [18]. They reported the crystal structure of In-doped crystals to be of the $\text{CeCr}_2\text{Al}_{20}$ structure, but they did not study their physical properties. We prepared a series of single crystals with systematically controlled In content, and studied their chemical composition, crystal structure, and physical properties. We find a considerably large heat capacity divided by temperature of $280 \text{ mJ K}^{-2} \text{ mol}^{-1}$ at a low temperature, which is almost one order larger than those for related compounds and nearly twice as large as that for Sc-doped YMn_2 .

A series of single crystals of In-doped $\text{YMn}_2\text{Zn}_{20}$ were prepared by the melt-growth method. Y , Mn , Zn , and In metals were mixed in a $1 : 2 : 20 - x_n : x_n$ molar ratio and used to fill an alumina crucible sealed in an evacuated quartz tube. The tube was heated to and kept at 1173 K for 24 h, cooled to 723 K at a rate of 3 K/h , and then furnace-cooled to room temperature. The crystals thus prepared are a few mm in size, and show metallic luster on $\{111\}$ habit faces. The crystal structure was determined by single-crystal and powder X-ray diffraction measurements, and the chemical composition was determined by ICP-AES measurements. Magnetic susceptibility, specific heat, and resistivity measurements were employed in MPMS and PPMS.

The chemical composition and lattice constant of the five single crystals starting from nominal compositions

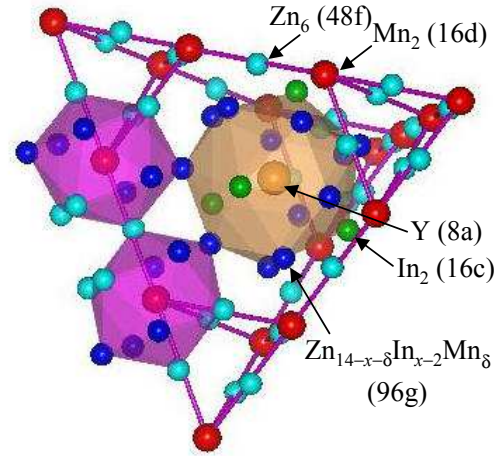


FIG. 1: (Color online) Crystal structure of $\text{YMn}_{2+\delta}\text{Zn}_{20-x-\delta}\text{In}_x$. Orange, red, green, and sky-blue spheres represent Y (8a), Mn (16d), In (16c), and Zn (48f) atoms, respectively. Blue spheres denote the 96g sites that are randomly occupied by Zn , In , and Mn atoms with a composition of $\text{Zn}_{14-x-\delta}\text{In}_{x-2}\text{Mn}_\delta$. A pyrochlore lattice made of Mn (16d) and coordination polyhedra surrounding Y and Mn atoms are also displayed.

of $x_n = 3, 4, 5, 7$, and 9 are shown in Table I. Chemical analyses showed that the actual formula is $\text{YMn}_{2+\delta}\text{Zn}_{20-x-\delta}\text{In}_x$, where the In content x is in the range of $2.96 \leq x \leq 3.99$, and the excess Mn content δ is $0.44 \leq \delta \leq 1.24$. Both the decrease in In content from its nominal value and the excess Mn content increase with increasing nominal In content. The lattice constant a increases linearly as a function of x , which indicates a systematic variation in chemical composition, reflecting the larger metallic radius of In in comparison with Zn. The previously reported value of $a = 14.7285 \text{ Å}$ at $x = 5$ by Benbow and Lattner lies on the linear extrapolation of our data [18].

We have carried out a structural analysis of an $x = 3.46$ single crystal, the detail of which will be reported elsewhere. According to the results, the 8a, 16d, and 48f sites are fully occupied by Y , Mn , and Zn atoms, the same as those in other $\text{YB}_2\text{Zn}_{20}$ compounds [12]. On the other hand, the In atoms are located preferentially at the 16c site, and all the remaining Mn, In, and Zn atoms occupy the 96g site randomly. The chemical composition at each site is shown in Fig. 1. The presence of excess Mn atoms at the 96g site is unfavorable for studying the magnetism of the Mn pyrochlore lattice at the 16d site, as will be discussed later. Note that δ increases with increasing x , so that disturbance by the excess Mn atoms is more serious for a larger In content.

The temperature dependence of the magnetic susceptibility χ of $\text{YMn}_{2+\delta}\text{Zn}_{20-x-\delta}\text{In}_x$ single crystals with $2.96 \leq x \leq 3.99$ is shown in Fig. 2. All the samples clearly

show Curie-Weiss behavior at high temperatures, indicating that Mn spins are really active as local magnetic moments or that a large spin fluctuation exists. However, there is no signature for long-range magnetic order in the temperature range of 2-300 K. A Curie-Weiss fit to the χ of $x = 2.96$ with the smallest δ gives an effective moment of $\mu_{\text{eff}} = 2.4 \mu_{\text{B}}/\text{Mn}$ and a Weiss temperature of $\theta_{\text{W}} = -28$ K. This μ_{eff} is comparable to that expected when each Mn atom carries an $S = 1$ localized spin. The negative θ_{W} suggests predominant antiferromagnetic interactions that are much weaker than those in YMn_2 [5]. This must be because of the larger Mn-Mn distance, e.g., 5.11 Å for $x = 3.46$, than 2.72 Å for YMn_2 .

As x increases, the χ data shift upward, and μ_{eff} and $|\theta_{\text{W}}|$ increase, as shown in the inset of Fig. 2 (a). This is possibly due to a growing contribution of the excess Mn atom at the 96g site, which may have a larger effective moment interacting with neighboring moments at the 16d site more strongly: the distance between the 96g and 16d sites is 2.8 Å, nearly half of the 16d-16d distance (Fig. 1).

The χ data for a large x show a distinct thermal hysteresis between zero-field-cooling (ZFC) and field-cooling processes at a low magnetic field of 0.1 T, as shown in Fig. 2 (c). The hysteresis disappears at larger magnetic fields such as 1 T, as shown in Fig. 2 (d) for $x = 3.46$. Thus, a spin glass transition must take place. The transition temperature T_{g} , defined as the temperature below which a hysteresis starts to grow, is 10 K for $x = 3.99$; it gradually decreases with decreasing x and becomes below 2 K for $x = 2.96$. It is plausible to ascribe the origin of this spin glass transition to the excess Mn atoms existing at the 96g site, because they must bring a certain disorder into the magnetic network on the pyrochlore lattice. The observed reduction in T_{g} with decreasing x may be due to the decrease in δ . A similar disorder-induced spin glass has been found in Al-doped YMn_2 [19].

No sharp peak indicative of a magnetic or structural transition has been observed in the temperature dependence of heat capacity for any samples in the range between 0.4 or 2 and 300 K. Figure 3 shows the heat capacity divided by temperature as a function of T below 20 K. C / T is large, compared with that of the Pauli paramagnetic $\text{YCo}_2\text{Zn}_{20}$, revealing that large spin entropy remains at a low temperature for the Mn compound. For $x = 2.96$, C / T starts to deviate from the data of $\text{YCo}_2\text{Zn}_{20}$ below 15 K and increases gradually with further cooling, followed by a broad maximum at $T_{\text{max}} = 1.2$ K. The maximum C / T is 280 mJ K⁻² mol⁻¹. As x increases, the peak becomes smaller and shifts to higher temperatures: $T_{\text{max}} = 2$ and 4 K for $x = 3.22$ and 3.46, respectively. This trend is similar to what is observed in the χ data of Fig. 2 (c), where a broad peak in the ZFC data at low magnetic fields moves to higher temperatures with increasing x . In fact, both the two peaks in C / T and ZFC χ appear at 4 K for $x = 3.46$.

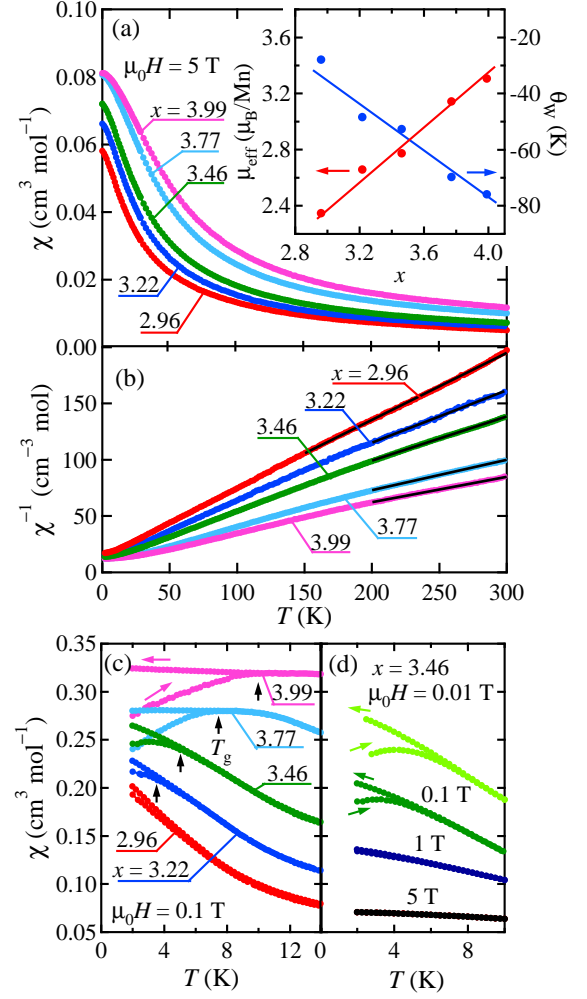


FIG. 2: (Color online) Temperature dependences of magnetic susceptibility χ (a) and its inverse (b) for $\text{YMn}_{2+\delta}\text{Zn}_{20-x-\delta}\text{In}_x$ ($2.96 \leq x \leq 3.99$) single crystals measured on heating in a magnetic field of 5 T. The solid line on each χ^{-1} data in (b) represents a Curie-Weiss fit. The inset of (a) shows the x dependences of the effective moment μ_{eff} and the Weiss temperature θ_{W} obtained from the Curie-Weiss fit. (c) Temperature dependences of field-cooled and zero-field-cooled χ measured at a magnetic field of 0.1 T. For clarity, the curves are shifted by 0.03, 0.06, 0.13, and 0.18 cm³ mol⁻¹ for $x = 3.22, 3.46, 3.77$ and 3.99, respectively. The arrow denotes a spin glass transition temperature T_{g} . (d) Temperature dependences of field-cooled and zero-field-cooled χ measured at various magnetic fields of up to 5 T for $x = 3.46$.

Therefore, the observed broad peak in C / T must be related to the spin glass transition. Probably, a part of the spin degree of freedom has been frozen through the spin glass transition, giving rise to a downturn in C / T below T_{g} .

A significant contribution from the excess Mn spins must be included in the present C / T data, particularly

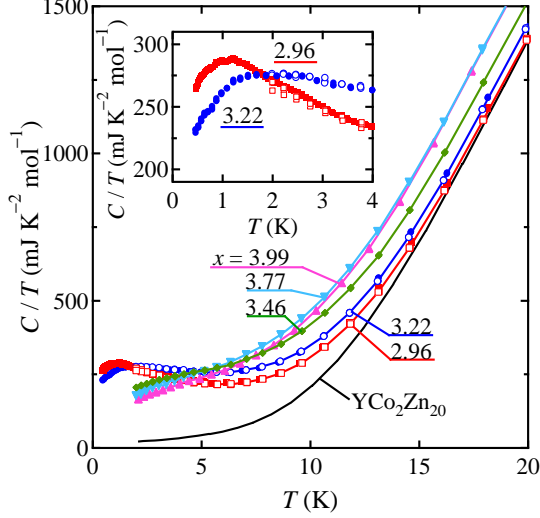


FIG. 3: (Color online) Heat capacity divided by temperature C/T vs T plot for $\text{YMn}_{2+\delta}\text{Zn}_{20-x-\delta}\text{In}_x$ single crystals. The data for a polycrystalline sample of $\text{YCo}_2\text{Zn}_{20}$ are also shown for comparison. The inset shows an expanded view of the low-temperature part of C/T for $x = 2.96$ and 3.22 .

for large x (δ) values and at high temperatures. Nevertheless, the fact that C/T at the lowest temperature increases with decreasing x , that is, with decreasing contribution of the excess Mn spins, implies that there is a large, intrinsic T -linear term in the heat capacity of ideal $\text{YMn}_2\text{Zn}_{20}$. One expects that C/T at $T = 0$ would approach even a larger value without a saturation associated with the spin glass transition in “ $\text{YMn}_2\text{Zn}_{20}$ ”. Provided that this T -linear term comes from conduction electrons, as in conventional metallic compounds, the Sommerfeld constant γ of “ $\text{YMn}_2\text{Zn}_{20}$ ” can be large, i.e., more than $280 \text{ mJ K}^{-2} \text{ mol}^{-1}$, which is much larger than $\gamma = 18 \text{ mJ K}^{-2} \text{ mol}^{-1}$ for $\text{YCo}_2\text{Zn}_{20}$ and $53 \text{ mJ K}^{-2} \text{ mol}^{-1}$ for nearly ferromagnetic $\text{YFe}_2\text{Zn}_{20}$ [17]. Since band-structure calculations for $\text{YCo}_2\text{Zn}_{20}$ and $\text{YFe}_2\text{Zn}_{20}$ give $\gamma_{\text{band}} = 19$ and $37 \text{ mJ K}^{-2} \text{ mol}^{-1}$, respectively, the mass enhancement factor $f = \gamma / \gamma_{\text{band}}$ is equal to 1.0 for $\text{YCo}_2\text{Zn}_{20}$ and to 1.4 for $\text{YFe}_2\text{Zn}_{20}$ [17]. For “ $\text{YMn}_2\text{Zn}_{20}$ ”, a preliminary band-structure calculation by Harima gives $\gamma_{\text{band}} = 34 \text{ mJ K}^{-2} \text{ mol}^{-1}$ [20], so that one obtains a large mass enhancement factor of $f = 8.2$, using the maximum C/T for $x = 2.96$ as γ . It is likely that electron correlation effects are enhanced in the Mn compound, because Mn eventually favors a half-filled d band in a crystal.

When the effective mass of conduction electrons is increased, the coefficient of the T^2 term in resistivity should become large. The resistivity of $x = 2.96$ is shown in Fig. 4, which exhibits an almost linear temperature dependence at high temperatures and approaches a large

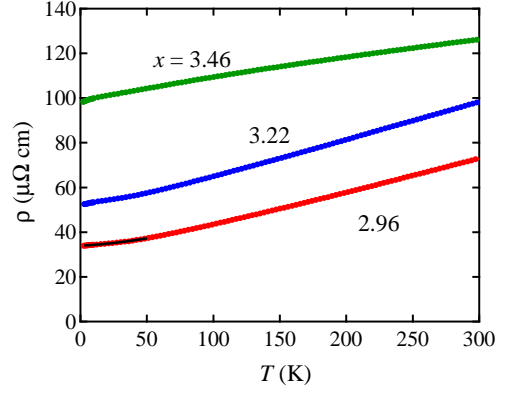


FIG. 4: (Color online) Temperature dependence of electrical resistivity ρ of $\text{YMn}_{2+\delta}\text{Zn}_{20-x-\delta}\text{In}_x$ single crystals measured with current running along the $[110]$ direction. A solid curve on the $x = 2.96$ data in the range 3-100 K represents a fit to the form $\rho = \rho_0 + AT^n$, where $\rho_0 = 34.0 \text{ } \mu\Omega \text{ cm}$, $n = 1.54$ and $A = 8.0 \times 10^{-3} \text{ } \mu\Omega \text{ cm K}^{-1.54}$.

residual value ρ_0 as $\rho = \rho_0 + AT^n$: $\rho_0 = 34.0 \text{ } \mu\Omega \text{ cm}$, $n = 1.54$ and $A = 8.0 \times 10^{-3} \text{ } \mu\Omega \text{ cm K}^{-1.54}$. The power is considerably smaller than 2 expected for a Fermi liquid, but is close to the value of $3/2$ predicted to appear in the vicinity of an antiferromagnetic quantum critical point in a three-dimensional system by the spin-fluctuation theory [21]. We have to consider, however, additional contributions of magnetic scattering by extra Mn atoms at the 96g site and also those of lattice imperfections caused by In doping. In fact, the residual resistivity is considerably large, resulting in a small residual resistivity ratio (RRR) of ~ 2 . Larger ρ_0 and smaller RRR values for $x = 3.22$ and 3.46 may reflect larger contributions of such unfavorable effects. A similar behavior in resistivity has been observed for $(\text{Y,Sc})\text{Mn}_2$, when disorder is introduced by Al doping to the Mn site [22]. Future experiments using better samples with less disorder would clarify the inherent resistivity of “ $\text{YMn}_2\text{Zn}_{20}$ ”.

Geometrically frustrated systems often suffer from disorder, which tends to mask intrinsic properties. This is because even a small amount of disorder can seriously influence the surroundings at $T = 0$ in the absence of a long-range order. In our cleanest sample of $x = 2.96$, the spin degree of freedom is partly frozen owing to a magnetic disorder induced by the excess Mn atom. If pure “ $\text{YMn}_2\text{Zn}_{20}$ ” comprising a perfect Mn pyrochlore lattice is obtained, one expects a larger mass enhancement or an unknown exotic ground state associated with the geometrical frustration. There must be interesting physics in the itinerant-electron antiferromagnet on the pyrochlore lattice.

In conclusion, we find that In-doped $\text{YMn}_2\text{Zn}_{20}$ is a novel strongly correlated electron system with a pyrochlore lattice, where the T -linear term in heat capacity

is enormously enhanced to $280 \text{ mJ K}^{-2} \text{ mol}^{-1}$. This enhancement is obviously not attributed to the Kondo effect, but to the geometrical frustration on the pyrochlore lattice.

We thank H. Harima for drawing our attention to the present compound and also for informing us of his preliminary calculations on the band structure. This work was partly supported by a Grant-in-Aid for Scientific Research on Priority Areas “Novel States of Matter Induced by Frustration” (No. 19052003) provided by MEXT, Japan.

-
- [1] C. Lacroix: J. Phys. Soc. Jpn. **79** (2010) 011008.
 - [2] H. Wada *et al.*: J. Magn. Magn. Mat. **70** (1987) 17.
 - [3] T. Shinkoda, K. Kumagai, and K. Asanuma: J. Phys. Soc. Jpn. **46** (1979) 1754.
 - [4] S. Kondo *et al.*: Phys. Rev. Lett. **78** (1997) 3729.
 - [5] Y. Nakamura, M. Shiga, and S. Kawano: Phys. B **120** (1983) 212.
 - [6] H. Nakamura *et al.*: J. Phys.: Condens. Matter **9** (1997) 4701.
 - [7] C. Urano *et al.*: Phys. Rev. Lett. **85** (2000) 1052.
 - [8] V. I. Anisimov *et al.*: Phys. Rev. Lett. **83** (1999) 364.
 - [9] V. Eyert *et al.*: Europhys. Lett. **46** (1999) 762.
 - [10] Y. Yamashita and K. Ueda: Phys. Rev. B **67** (2003) 195107.
 - [11] S. Niemann and W. Jeitschko: J. Solid State Chem. **114** (1995) 337.
 - [12] T. Nasch, W. Jeitschko, and U. C. Rodewald: Z. Naturforsch B **52** (1997) 1023.
 - [13] P. I. Kripyakevich and O. S. Zarechnyuk: Dopov. Akad. Nauk Ukr. RSR, Ser. A **30** (1968) 364.
 - [14] M. S. Torikachvili *et al.*: Proc. Natl. Acad. Sci. U.S.A. **104** (2007) 9960.
 - [15] T. Onimaru *et al.*: J. Phys. Soc. Jpn. **79** (2010) 033704.
 - [16] S. Jia *et al.*: Nat. Phys. **3** (2007) 334.
 - [17] S. Jia *et al.*: Phys. Rev. B **77** (2008) 104408.
 - [18] E. M. Benbow and S. E. Lattner: J. Solid State Chem. **179** (2006) 3989.
 - [19] K. Motoya: J. Phys. Soc. Jpn. **55** (1986) 3733.
 - [20] H. Harima: private communication.
 - [21] T. Moriya: *Spin Fluctuation in Itinerant Electron Magnetism* (Springer, Berlin, 1985).
 - [22] M. Shiga, K. Fujisawa, and H. Wada: J. Phys. Soc. Jpn. **62** (1993) 1329.