

Partial duals of plane graphs, separability and the graphs of knots

IAIN MOFFATT

There is a well-known way to describe a link diagram as a (signed) plane graph, called its Tait graph. This concept was recently extended, providing a way to associate a set of embedded graphs (or ribbon graphs) to a link diagram. While every plane graph arises as a Tait graph of a unique link diagram, not every embedded graph represents a link diagram. Furthermore, although a Tait graph describes a unique link diagram, the same embedded graph can represent many different link diagrams. One is then led to ask which embedded graphs represent link diagrams, and how link diagrams presented by the same embedded graphs are related to one another. Here we answer these questions by characterizing the class of embedded graphs that represent link diagrams, and then using this characterization to find a move that relates all of the link diagrams that are presented by the same set of embedded graphs.

[05C10](#), [57M15](#); [57M25](#), [05C75](#)

1 Overview

1.1 Introduction and motivation

There is a classical and well-known way to associate a (signed) plane graph, called a *Tait graph* (or *checkerboard graph* or *2-face graph*), to the diagram of a link: start with a checkerboard colouring of a link diagram (i.e. colour each face black or white in such a way that adjacent faces are of different colour); place a vertex in each black face; add an edge between vertices corresponding to incident black faces; and sign the edges to record the crossing type (see Subsection 3.1 and Figure 3). Tait graphs are a standard tool in knot theory. They provide a bridge between knot theory and graph theory, and have found numerous applications in both of these areas.

Since there are exactly two possible checkerboard colourings of a link diagram, every link diagram admits exactly two (signed) Tait graphs. Moreover, these two graphs are geometric duals of each other (see Subsection 2.3 for a definition of duality, noting that duality changes the sign of an edge.) Also, as a unique link diagram can be obtained

from every signed plane graph, every signed plane graph arises as a Tait graph (see Subsection 4.3). Thus Tait graphs have the following properties:

- (T1) The two Tait graphs associated with a link diagram are geometric duals.
- (T2) Every signed plane graph is the Tait graph of a link diagram.
- (T3) A Tait graph gives rise to a unique link diagram.

Recently, in [7], Dasbach, Futer, Kalfagianni, Lin and Stoltzfus (see also Turaev [22]) extended the idea of a Tait graph by associating a set of embedded graphs to a link diagram. In this construction, each embedded graph arises by assigning one of the two possible smoothings at each crossing of the link (see Subsection 3.2 and Figure 5). The Tait graphs of a link diagram appear in this set of embedded graphs. One of the key advantages to this approach of using non-plane graphs to describe links is that it provides a way to encode the crossing structure of a link diagram in the topology of the embedded graph, rather than by using signs on the edges. This idea has proved to be very useful and has found many recent applications in knot theory, such as to the Jones and HOMFLY-PT polynomials [3, 4, 5, 7, 18, 19, 24], Khovanov homology [2, 7], knot Floer homology [16], Turaev genus [1, 16, 22], quasi-alternating links [25], the coloured Jones polynomial [12], the signature of a knot [9], the determinant of a knot [7, 8], and hyperbolic knot theory [11].

Given the breadth of applications, understanding the structure of the set of embedded graphs of a knot is a fundamental and important problem. By considering the properties T1-T3 of Tait graphs, we are led to ask what the corresponding properties for the more general embedded graphs of a link diagram are:

- (Q1) How are the embedded graphs of a link diagram related to each other?
- (Q2) Which embedded graphs arise as embedded graphs of a link diagram?
- (Q3) What is the relation between link diagrams that are presented by the same signed embedded graphs?

Here we answer these three questions, and in doing so we introduce and develop a theory that relates the structure and the topology of an embedded graph.

1.2 Overview of results

The answer to Question Q1 is known (see [5]): just as Tait graphs are geometric duals, all of the embedded graphs of a link diagram are partial duals. Partial duality is a recent extension of the concept of geometric duality. Loosely speaking, a partial dual of an

embedded graph is obtained by forming its geometric dual with respect to only a subset of its edges (see Subsection 4.1). Partial duality was introduced by Chmutov in [5] to relate various realizations of the Jones polynomial as a graph polynomial (see also [18]). It has since found several applications to knot theory, graph theory and physics (see [5, 10, 13, 14, 15, 18, 19, 20, 23, 24]), and it appears to be a fundamental operation on an embedded graph.

While every plane graph arises as a Tait graph of a link diagram (Property T2), it is *not* the case that every embedded graph represents a link diagram. Question Q2 is therefore non-trivial. A solution to Q2, however, arises through connections with Tait graphs: since Tait graphs belong to the set of embedded graphs of a link diagram, it follows that an embedded graph represents a link diagram if and only if it is the partial dual of a plane graph. Thus Q2 can be reformulated as the graph theoretical problem of characterizing partial duals of plane graphs. We characterize this class of embedded graphs in terms of separability. We say that an embedded graph G is a 1-sum of two non-trivial subgraphs P and Q if $G = P \cup Q$, and $P \cap Q$ is a single vertex (see Figure 7 and Subsection 5.1). In Section 5 we introduce the concept of a plane-biseparation, which, loosely speaking, says that an embedded graph can be constructed by 1-summing plane graphs from two sets, P_A and Q_A , in such a way that every 1-sum involves exactly one graph in P_A and exactly one in Q_A . Our first main result (cf. Theorems 6.1 and 8.8) characterizes the partial duals of plane graphs, and hence answers Q2:

Main Theorem 1 An embedded graph is the partial dual of a plane graph if and only if it admits a plane-biseparation. Consequently, an embedded graph represents a link diagram if and only if it admits a plane-biseparation.

This theorem also provides an interesting connection between the structure of an embedded graph and the genus of its partial duals. This connection is further developed in [21].

Moving on to Question Q3, we first note that while every Tait graph represents a unique link diagram (Property T1), this is not the case for embedded graphs: an embedded graph can represent many different link diagrams. Given an embedded graph G , to recover a link diagram it represents, one first has to obtain a plane partial dual, and then, from this, form a link diagram. An embedded graph can have many plane partial duals, and the fact that an embedded graph can represent many different link diagrams is a direct consequence of this. Thus to answer Q3, we need to relate plane partial duals. To do this we introduce a simple move on embedded graphs called a dual of a join-summand move (see Definition 7.2). We then prove (cf. Theorem 7.3) that this simple move relates all plane partial duals:

Main Theorem 2 Let G and H be plane graphs. Then G and H are partial duals if and only if they are related by dual of a join-summand moves.

We then apply this theorem in Section 8 to answer Q3 by relating all of the link diagrams represented by the same embedded graphs. We define a summand-flip to be a move on a link diagram that “flips over” a connected sum component of a link diagram (see Figure 13 and Definition 8.3). We prove:

Main Theorem 3 Link diagrams D and D' are represented by the same set ribbon graphs if and only if they are related by a sequence of summand-flips.

This theorem appears as Theorem 8.4. In particular, this means that if D and D' are represented by the same embedded graphs, then they represent the same link diagram.

This paper is structured as follows. In Section 2 we review some properties of embedded graphs and their representations. In Section 3 we recall the construction of Tait graphs and the embedded graphs of a link diagram. In Section 4, we describe partial duality, its relation to link diagrams, and use it to reformulate Q2 and Q3. In Section 5 we introduce plane-biseparations and other related decompositions of ribbon graphs. Section 6 contains the characterization of partial duals of plane graphs in terms of plane-biseparations. In Section 7 we study and relate plane partial duals. Finally, in Section 8, we provide answers to Q1-Q3.

The graph theoretical results presented here are of interest in their own right, and a reader interested in only these results may prefer to skip the knot theory, reading only Sections 2, 4.1, and 5-7.

2 Embedded graphs

In this section we review our basic objects of study: embedded graphs, ribbon graphs, and arrow presentations. Our terminology is standard, and a reader familiar with ribbon graphs, their realizations as cellularly embedded graphs and arrow presentations, and with geometric duality may safely skip this section.

2.1 Embedded graphs and their descriptions

2.1.1 Cellularly embedded graphs

An *embedded graph* $G = (V(G), E(G)) \subset \Sigma$ is a graph drawn on surface Σ in such a way that edges only intersect at their ends. The arcwise-connected components of $\Sigma \setminus G$

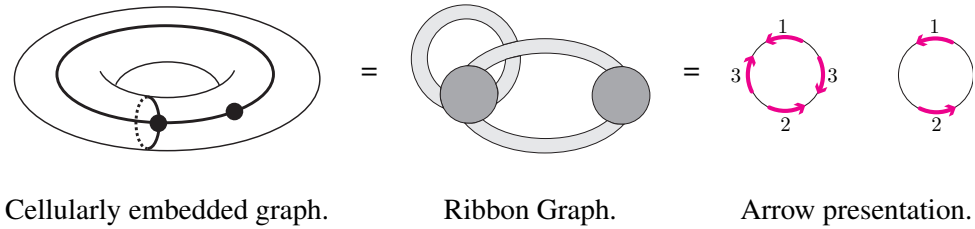


Figure 1: Three descriptions of the same embedded graph.

are called the *regions* of G , and regions homeomorphic to discs are called *faces*. If each of the regions of an embedded graph G is a face we say that G is a *cellularly embedded graph*. An example of a graph cellularly embedded in the torus is given in Figure 1. Note that if a cellularly embedded graph $G \subset \Sigma$ is not connected, then each component of G is cellularly embedded in a distinct component of Σ .

The *genus* a cellularly embedded graph is the genus of the surface it is embedded in. A *plane graph* is a graph that is cellularly embedded in a genus zero surface, i.e. each of its components is cellularly embedded in a sphere S^2 .

Two embedded graphs, $G \subset \Sigma$ and $G' \subset \Sigma'$ are *equivalent* if there is a homeomorphism from Σ to Σ' that sends G to G' . As is standard, we consider embedded graphs up to equivalence.

2.1.2 Ribbon graphs

One of the difficulties when working with a cellularly embedded graph G is that deleting one of its edges may result in a graph that is not cellularly embedded. More generally, if $G \subset \Sigma$ is cellularly embedded, then although a subgraph H of G is embedded in Σ , it need not be cellularly embedded. In order to get around this difficulty we work in the language of ribbon graphs. Ribbon graphs correspond to cellularly embedded graphs, but have the advantage that subgraphs (and minors) of ribbon graphs are also ribbon graphs - a property that is vital here.

Definition 2.1 A *ribbon graph* $G = (V(G), E(G))$ is a (possibly non-orientable) surface with boundary represented as the union of two sets of topological discs, a set $V(G)$ of *vertices*, and a set of *edges* $E(G)$ such that:

- (1) the vertices and edges intersect in disjoint line segments;
- (2) each such line segment lies on the boundary of precisely one vertex and precisely one edge;

- (3) every edge contains exactly two such line segments.

Ribbon graphs are considered up to homeomorphisms of the surface that preserve the vertex-edge structure.

A ribbon graph is said to be *orientable* if it is orientable as a surface. Here we will only consider orientable ribbon graphs. The *genus*, $g(G)$, of a ribbon graph is the genus of G as a punctured surface. A ribbon graph is *plane* if it is of genus zero. We emphasize that here a plane ribbon graph need not be connected.

Ribbon graphs are easily seen (and well-known) to be equivalent to cellularly embedded graphs. Intuitively, if G is a cellularly embedded graph, a ribbon graph representation results from taking a small neighbourhood of the cellularly embedded graph G . On the other hand, if G is a ribbon graph, we simply sew discs into each boundary component of the ribbon graph to get the desired surface. See Figure 1.

A ribbon graph $H = (V(H), E(H))$ is a *ribbon subgraph* of $G = (V(G), E(G))$ if H can be obtained by deleting vertices and edges of G . If $V(H) = V(G)$, then the ribbon subgraph H is a *spanning ribbon subgraph* of G . If $A \subseteq E(G)$, then the ribbon subgraph *induced* by A , denoted $G|_A$, is the ribbon subgraph of G that consists of the edges in A and their incident vertices. We will often regard a ribbon subgraph H as being embedded in G , and will often identify the vertices and edges of H with the corresponding vertices and edges in G .

Throughout the paper we use $A^c := E(G) \setminus A$ to denote the complement of $A \subseteq E(G)$.

2.1.3 Arrow presentations

At times we will find it particularly convenient to represent ribbon graphs as arrow presentations.

Definition 2.2 (Chmutov [5]) *An arrow presentation* consists of a set of circles, each with a collection of disjoint, labelled arrows, called *marking arrows*, lying on them. Each label appears on exactly two arrows.

An arrow presentation is shown in Figure 1.

Two arrow presentations are considered equivalent if one can be obtained from the other by reversing the direction of all of the marking arrows which belong to some subset of labels, or by changing the labelling set. The circles in an arrow presentation

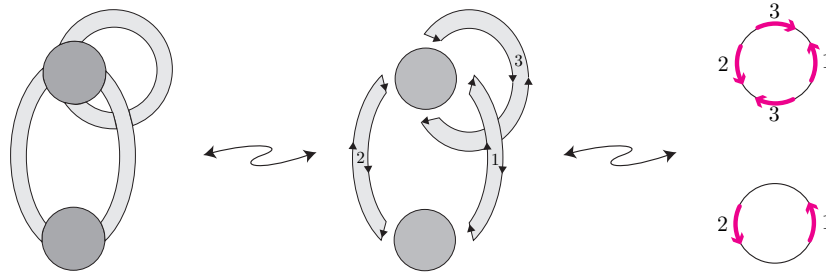


Figure 2: Equivalence of arrow presentations and ribbon graphs.

are considered up to homeomorphism. We consider all arrow presentations up to equivalence.

A ribbon graph can be obtained from an arrow presentation as follows. View each circle as the boundary of a disc. Each disc becomes a vertex of the ribbon graph. Edges are then added to the vertex discs in the following way. Take an oriented disc for each label of the marking arrows. Choose two non-intersecting arcs on the boundary of each of the edge discs and direct these according to the orientation. Identify these two arcs with two marking arrows, both with the same label, aligning the direction of each arc consistently with the orientation of the marking arrow. This process can be illustrated pictorially thus:



Conversely, to describe a ribbon graph G as an arrow presentation, start by arbitrarily labelling and orienting the boundary of each edge disc of G . On the arc where an edge disc intersects a vertex disc, place an arrow on the vertex disc, labelling the arrow with the label of the edge it meets and directing it consistently with the orientation of the edge disc boundary. The boundaries of the vertex set marked with these labelled arrows give the arrow marked circles of an arrow presentation. See Figure 2 for an example, and [5] for further details.

2.2 Signed embedded graphs

A ribbon graph or a cellularly embedded graph G is said to be *signed* if it is equipped with a mapping from its edge set $E(G)$ to $\{+, -\}$ (so a sign “+” or “-” is assigned to each edge of G). An arrow presentation is said to be *signed* if there is a mapping

from the set of labels of the arrows to $\{+, -\}$. The equivalence between cellularly embedded graphs, ribbon graphs and arrow presentations clearly extends to their signed counterparts.

We will often want to consider embedded graphs that are obtained from signed embedded graphs by forgetting the signs. We will refer to such embedded graphs as being *unsigned*. At times we will also use the term “unsigned” to emphasize that a ribbon graph is not equipped with signs. This double use of the term should cause no confusion.

2.3 Geometric duals

The construction of the *geometric dual* $G^* \subset \Sigma$ of a cellularly embedded graph, $G \subset \Sigma$, is well known: form G^* by placing one vertex in each face of G and embed an edge of G^* between two vertices whenever the faces of G they lie in are adjacent.

If G has k components, G_1, \dots, G_k , and is cellularly embedded in a surface, then each component of the graph is cellularly embedded in a connected component of the surface, and therefore duality acts disjointly on components of the graph: $(G)^* = G_1^* \sqcup \dots \sqcup G_k^*$.

There is a natural bijection between the edges of G and the edges of G^* . We will use this bijection to identify the edges of G and the edges of G^* .

Geometric duals have a particularly neat description in the language of ribbon graphs. If G is a ribbon graph, then its geometric dual G^* is obtained from G in the following way: regard $G = (V(G), E(G))$ as a punctured surface. By filling in the punctures using a set of discs denoted $V(G^*)$, we obtain a surface without boundary Σ . G^* is then the ribbon graph with vertex set $V(G^*)$ and edge set $E(G)$ obtained as $\Sigma \setminus V(G)$. Observe that any decorations on the boundary of G give decorations on the boundary of G^* . We will use this fact later.

By definition, duality changes the sign of an edge in a signed ribbon graph. That is, if G is a signed ribbon graph or signed embedded graph, with $A \subseteq E(G)$ its set of positive edges, and A^c its set of negative edges, then G^* is also signed, but $A \subseteq E(G^*)$ is its set of negative edges and $A^c \subseteq E(G^*)$ is its set of positive edges.

3 The graphs of a link diagram

In this section we start by reviewing the construction of a Tait graph and its basic properties. We then describe the extension of Tait graphs to the ribbon graphs of a link

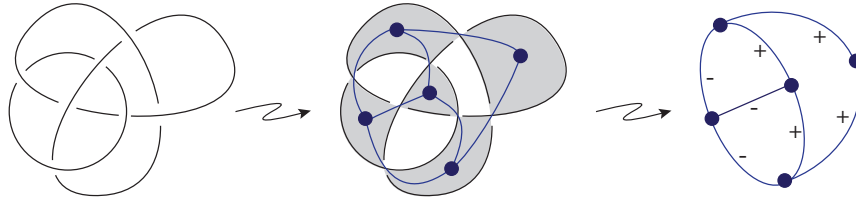
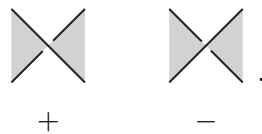


Figure 3: Forming a Tait graph $T(D)$ of a link diagram D .

diagram due to Turaev [22] and Dasbach, Futer, Kalfagianni, Lin and Stoltzfus [7]. By considering the fact that the ribbon graphs of a link diagram extend Tait graphs, we are then led to ask in what ways the basic properties of Tait graphs extend to the more general ribbon graphs of a link diagram.

3.1 Tait graphs

Let $D \subset S^2$ be a link diagram. We consider all link diagrams up to isotopy of S^2 . By a *checkerboard colouring* of D , we mean the assignment of the colour black or white to each region of D in such a way that adjacent regions are assigned different colours. The *Tait sign* of a crossing in a checkerboard coloured link diagram is an element of $\{+, -\}$ which is assigned to the crossing according to the following scheme:



A *Tait graph*, $T(D)$, is a signed plane graph constructed from D as follows: checkerboard colour the link diagram, place a vertex in each black region and add an edge between two vertices whenever the corresponding regions of D meet at a crossing; weight each edge of the graph with the Tait sign of the corresponding crossing. An example of a link diagram and its Tait graph is given in Figure 3.

Since there are two possible checkerboard colourings of D , every diagram D has exactly two associated (signed) Tait graphs. The following facts about Tait graphs are well known and readily seen to be true.

- (T1) The two Tait graphs associated with a link diagram are geometric duals.
- (T2) Every signed plane graph is the Tait graph of a link diagram.

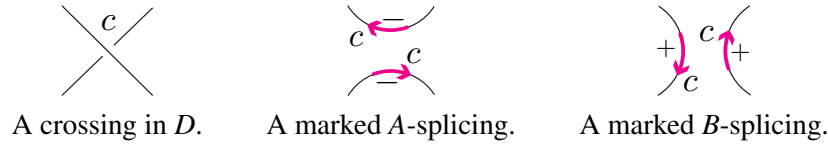


Figure 4: Splicing a crossing in a link diagram.

(T3) A Tait graph gives rise to a unique link diagram.

For the first property, we recall that duality switches the sign of an edge. For the third property, note that D is recovered from $T(D)$ by equipping the medial graph of $T(D)$ with a crossing structure determined by the Tait signs (this will be discussed in more detail in Subsection 4.3).

3.2 The ribbon graphs of a link diagram

In this subsection we describe the extension of the concept of a Tait graph from [7] (see also Turaev [22]). In this construction a set of ribbon graphs, which includes the Tait graphs, is associated to a link diagram.

Let $D \subset S^2$ be a checkerboard coloured link diagram. Assign a unique label to each crossing of D . A *marked A-splicing* or a *marked B-splicing* of a crossing c is the replacement of the crossing with one of the schemes shown in Figure 4.

Notice that we decorate the two arcs in the splicing with signed labelled arrows that are chosen to be consistent with an arbitrary orientation of the sphere S^2 . The labels of the arrows are determined by the label of the crossing, and the signs are determined by the choice of splicing.

A *state*, σ , of a link diagram is an assignment of a marked A- or B-splicing to each crossing. Observe that a state is precisely an arrow presentation of a ribbon graph. We will denote the ribbon graph corresponding to the state σ of D by $G(D, \sigma)$. These ribbon graphs are the ribbon graphs of a link diagram:

Definition 3.1 (Dasbach et al. [7], Turaev [22]) Let D be a link diagram. Then the set $\mathbb{G}_s(D)$ of signed ribbon graphs associated with D is defined by

$$\mathbb{G}_s(D) := \{G(D, \sigma) \mid \sigma \text{ is a marked state of } D\}.$$

If $G \in \mathbb{G}_s(D)$, then we say that G is a *signed ribbon graph of D* , and we will also say that G *presents D* .

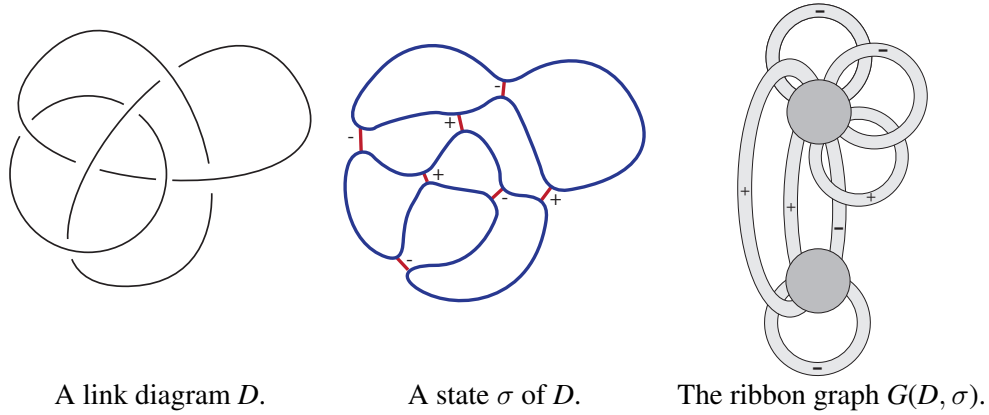


Figure 5: A link diagram D , a state σ of D and the corresponding ribbon graph $G(D, \sigma)$.

An example of a ribbon graph $G(D, \sigma)$ for a state σ of a link diagram D is given in Figure 5. In this figure, for clarity, lines are used to emphasize the type of splicing, and the labelled arrows are omitted.

The (unsigned) ribbon graphs from [7] are obtained by forgetting the signs in the constructions above. We let $\mathbb{G}(D)$ denote the set of ribbon graphs obtained from $\mathbb{G}_s(D)$ by forgetting the signs, and call $G \in \mathbb{G}(D)$ a *ribbon graph of D* . For many of the questions we are interested in here, the signs of a ribbon graph of a link diagram are irrelevant, and so we work with the unsigned ribbon graphs.

The following proposition states that the ribbon graphs of a link diagram do indeed generalize Tait graphs.

Proposition 3.2 (Dasbach et al. [7]) Let D be a link diagram, then both of the Tait graphs of D are in $\mathbb{G}_s(D)$.

Proof Given a checkerboard colouring of the diagram, we can recover one of the Tait graphs by, at each crossing, choosing the splicing in which the arcs follow the black faces of the diagram (i.e. take a B -splicing at each positive crossing, and an A -splicing at each negative crossing). The other Tait graph is recovered by following the white faces (i.e. by taking an A -splicing at each positive crossing, and a B -splicing at each negative crossing). \square

Remark 3.3 For each diagram D , $\mathbb{G}_s(D)$ contains exactly two elements where all of the edges are of a single sign, either $+$ or $-$. These ribbon graphs are obtained

by choosing the state that consists wholly of B -splicings, or wholly of A -splicings, respectively. If the sign on every edge of a ribbon graph is equal, then we may unsign it without losing any information. The all- B and all- A ribbon graphs from [7] can be obtained from these two ribbon graphs by forgetting the signs. These unsigned ribbon graphs play a key role in the applications of the ribbon graphs of a link diagram to knot theory.

3.3 Three questions

Our motivation comes from the Properties [T1-T3](#) of Tait graphs. We are interested in how these fundamental properties extend to the more general ribbon graphs of a link diagram. In particular we ask and answer the following three questions about the ribbon graphs of link diagrams. These questions are the natural extensions of Properties [T1-T3](#) of Tait graphs.

- (Q1) How are the ribbon graphs of a link diagram related to each other?
- (Q2) Which ribbon graphs arise as ribbon graphs of a link diagram?
- (Q3) What is the relationship between link diagrams that are presented by the same set signed ribbon graphs?

The answer to Question [Q1](#) is known and the relation between the ribbon graphs of a link diagram is described in the following section.

Questions [Q2](#) and [Q3](#) are more interesting than the analogous questions for Tait graphs, which are answered by [T2](#) and [T3](#). For example, by considering all three crossing link diagrams, one can quickly verify that the ribbon graph shown on the right-hand side of [Figure 8](#) does not arise as the ribbon graph of a link diagram. Also, with a little more work, one can find examples of distinct link diagrams that are presented by the same ribbon graphs.

4 A framework for answering Questions [Q1-Q3](#)

Partial duality, introduced by Chmutov in [5], is an extension of geometric duality. Our interest in partial duality here lies in the fact that it provides a graph theoretical framework for addressing Questions [Q1-Q3](#). In this section we describe partial duality, use it to answer Question [Q1](#), and then to reformulate [Q2](#) and [Q3](#).

4.1 Partial duality

Loosely speaking, a partial dual is obtained by forming the geometric dual of an embedded graph only at a subset of its edges. Formally:

Definition 4.1 (Chmutov [5]) Let G be a ribbon graph and $A \subseteq E(G)$. Arbitrarily orient and label each of the edges of G . (The orientation need not extend to an orientation of the ribbon graph). The boundary components of the spanning ribbon subgraph $(V(G), A)$ of G meet the edges of G in disjoint arcs (where the spanning ribbon subgraph is naturally embedded in G). On each of these arcs, place an arrow which points in the direction of the orientation of the edge boundary and is labelled by the edge it meets. The resulting marked boundary components of the spanning ribbon subgraph $(V(G), A)$ define an arrow presentation. The ribbon graph corresponding to this arrow presentation is the *partial dual* G^A of G .

If G is a signed ribbon graph, then G^A is also a signed ribbon graph whose signs obtained from G by switching the sign of every edge in A . That is, if e is an edge of G with sign ε , then the corresponding edge in G^A has sign $-\varepsilon$ if $e \in A$, and ε if $e \notin A$.

Example 4.2 A ribbon graph G equipped with an arbitrary labelling and orientation of its edges is shown as Step 1 of Figure 6. For this example we take $A = \{2, 3\}$. The marked spanning ribbon subgraph $(V(G), A)$ is shown as Step 2 of Figure 6. The boundary components of this spanning ribbon subgraph define an arrow presentation, shown as Step 3. The corresponding ribbon graph is shown as Step 4. This is the partial dual $G^{\{2,3\}}$ of G .

Additional examples of partially dual graphs can be found, for example, in [5, 19, 20, 23]. We will use the following basic properties of partial duals.

Proposition 4.3 (Chmutov [5]) Let G be a ribbon graph and $A, B \subseteq E(G)$. Then

- (1) $G^\emptyset = G$;
- (2) $G^{E(G)} = G^*$, where G^* is the geometric dual of G ;
- (3) $(G^A)^B = G^{A\Delta B}$, where $A\Delta B := (A \cup B) \setminus (A \cap B)$ is the symmetric difference of A and B ;
- (4) partial duality acts disjointly on components, i.e. $(P \sqcup Q)^A = (P^{A \cap E(P)}) \sqcup (Q^{A \cap E(Q)})$.

It is worthwhile noting that Item 3 allows for partial duals to be formed one edge at a time.

For a set X and an element x , we write $X \setminus x$ for $X \setminus \{x\}$.

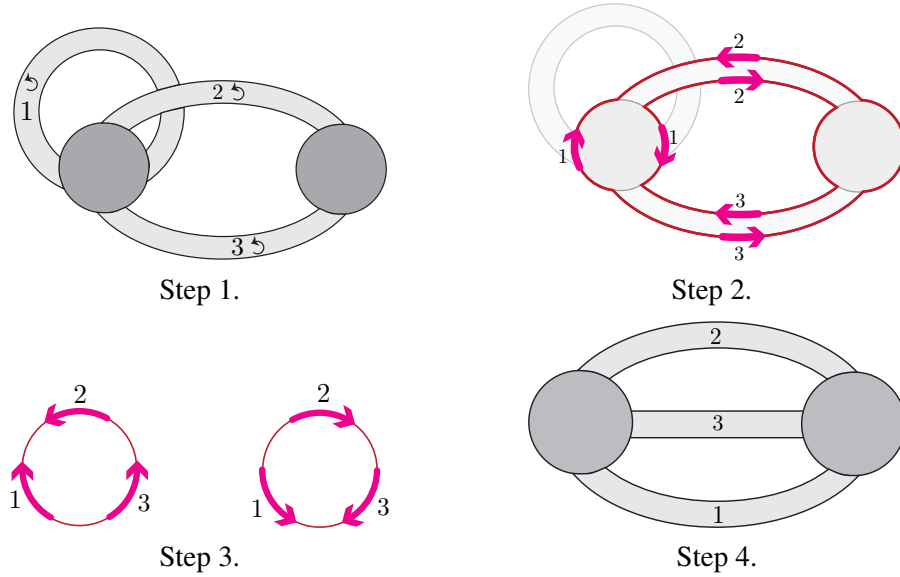


Figure 6: Forming the partial dual of a ribbon graph as in Example 4.2.

4.2 Partial duals and the graphs of links: solution to Question Q1

Tait graphs are geometric duals of one another (Property T1). The following proposition, which appeared in [5] and implicitly in [18], states that all of the ribbon graphs in $\mathbb{G}_s(D)$ are partial duals of one another. In particular, since Tait graphs are in $\mathbb{G}_s(D)$, the ribbon graphs of a link diagram are all partial duals of its Tait graphs.

Proposition 4.4 (Chmutov [5]) Let D be a link diagram. Then a signed ribbon graph G presents D (that is, $G \in \mathbb{G}_s(D)$) if and only if G is a partial dual of a Tait graph of D .

Proof Taking the partial dual with respect to an edge e changes an arrow presentation as follows:



This is readily seen to correspond to the change in the state of a link diagram caused by switching between A - and B -splicings at the crossing corresponding to e as in Figure 4. □

The following corollary provides a reformulation our motivating questions Q1-Q3 in terms of the graph theoretical language of partial duals of plane graphs. It is in this language that we work to answer the outstanding questions, Q2 and Q3.

Corollary 4.5 G is the (signed or unsigned) ribbon graph of a link diagram if and only if it is a partial dual of a (signed or unsigned) plane graph.

Proof The corollary follows immediately from Proposition 4.4 and Property T2. \square

4.3 Partial duals of plane graphs: a graph theoretical framework for Q2 and Q3

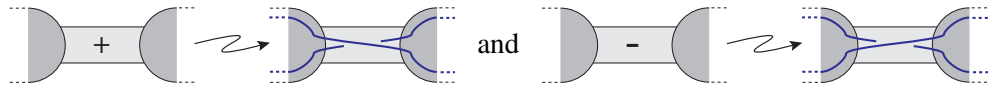
Having described a solution to Q1, we turn our attention to Q2 and Q3.

Corollary 4.5 provides the graph theoretical formulation of question Q2 in which we will answer it.

(Q2') Which ribbon graphs are the partial duals of plane graphs?

Having found a workable reformulation of Q2, we turn our attention to Q3. In order to tackle this question we need to understand how, if we are given a signed ribbon graph G , we can recover the link diagrams that have G as their signed ribbon graph. We begin by describing how this is done for plane ribbon graphs.

Let G be a signed plane ribbon graph. We can construct a link diagram on G by drawing the following configuration on each of its edges, and connecting the configurations by following the boundaries of the vertices of G :



Since G is topologically a punctured sphere, capping off the punctures of G then gives a link diagram $D(G)$ on the 2-sphere. We will call $D(G)$ the *link diagram associated with G* . Clearly, the two Tait graphs of $D(G)$ are G and G^* , and $D(T(D)) = D$.

Now suppose that G is a (not necessarily plane) signed ribbon graph and that it is the ribbon graph of some link diagram. We want to find the set $\mathcal{D}(G)$ of link diagrams that have G as a signed ribbon graph. By Proposition 4.4, G presents a link diagram D if and only if it is the partial dual of a Tait graph of D . Then, since every signed plane graph is a Tait graph of a link diagram, it follows that

$$(1) \quad \mathcal{D}(G) = \{D(G^A) \mid A \subseteq E(G) \text{ and } G^A \text{ is plane}\}.$$

Although there is a unique link diagram associated with a pair of Tait graphs, in general, a ribbon graph can have many plane partial duals, and $\mathcal{D}(G)$ can contain more than one distinct link diagram.

Question Q3 therefore asks for the relation between $D(G)$ and $D(H)$, where G and H are both partially dual plane graphs. This leads to the graph theoretical question:

(Q3') If G and G^A are both plane graphs, how are they related to each other?

We now turn our attention to the solutions of Q2' and Q3'. In Section 5 we discuss 1-sums of ribbon graphs and introduce plane-biseparations - a simple variation on the notion of separability of a graph. These give a natural way to decompose a ribbon graph into plane graphs. Then, in Section 6, we answer Question Q2', and hence Q2, by showing that partial duals of plane graphs are completely characterized by the existence of plane-biseparations. We then apply this result in Section 7 to answer Q3', which, in turn, is used to answer Q3 in Section 8.

Remark 4.6 The relation between the ribbon graphs of a link diagram was a primary motivation for the introduction of partial duality by Chmutov in [5]. Similarly, Tait graphs and their relation to medial graphs also provided the primary motivation of twisted duality, a generalization of duality introduced in [10]. If G and H are embedded graphs and G_m and H_m are their embedded medial graphs, then G and H must be Tait graphs of G_m and H_m . It then follows that G_m and H_m are equal as embedded graphs if and only if G and H are geometric duals. Thus we can take the point of view that the relation of equality as embedded graphs generates the relation of geometric duality. This point of view suggests that other concepts of equality of embedded graphs will generate other concepts of duality. In [10] it was shown that equality as abstract graphs generates twisted duality, and that equality as combinatorial maps generates partial duality. In addition, [10] contains a way to construct the Tait graphs of non-checkerboard colourable 4-regular embedded graph.

5 1-sums and decompositions of ribbon graphs

In this section we discuss separability and 1-sums of ribbon graphs. These are natural extensions of the corresponding operations for graphs. We will go on to introduce the concept of a plane-biseparation and of a plane-join-biseparation. We will see that these types of separations of a ribbon graph give characterizations of ribbon graphs that have plane partial duals, providing a connection between the genus of a partial dual and separability.

5.1 1-sums of ribbon graphs

Let G be a ribbon graph, $v \in V(G)$, and P and Q be non-trivial ribbon subgraphs of G . Then G is said to be the 1-sum of P and Q , written $P \oplus Q$, if $G = P \cup Q$

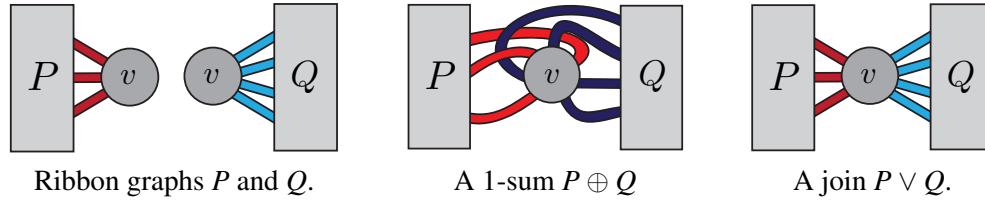


Figure 7: A 1-sum and a join of two ribbon graphs.

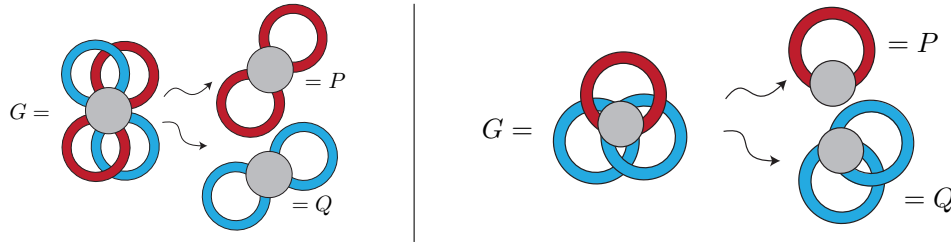


Figure 8: Two examples of 1-sums. The example on the left is a plane-biseparation, while that on the right is not.

and $P \cap Q = \{v\}$. The 1-sum is said to *occur* at the vertex v , and P and Q are the 1-summands. See Figure 7. Note that we do not require the ribbon graphs G , P or Q to be connected.

Example 5.1 Two examples of a 1-sum $G = P \oplus Q$, and their 1-summands are shown in Figure 8. Observe that while example on the left can be written as a 1-sum of two plane ribbon graphs, the example on the right cannot (although it is the 1-sum of three plane ribbon graphs).

Although $G = P \oplus Q$ if and only if this identity holds for their underlying abstract graphs, it is important to keep in mind that the topologies of G , P and Q can be quite different (for example, if P consists of one vertex and one edge and is orientable, then $P \oplus P$ could be of genus 0 or 1 depending on the particular 1-sum). Also, if $G = P_1 \oplus Q_1 = P_2 \oplus Q_2$ with the 1-sum occurring at the same vertex then the topological properties of P_1 and Q_1 , and P_2 and Q_2 can be quite different (for example, the genus 2, orientable ribbon graph with one vertex and four edges with cyclic order $(ababcdcd)$ can be written as a 1-sum of two subgraph of genus 1, or of two subgraphs of genus 0, or of one subgraph of genus 1 and one of genus 0).

Here we are interested in expressions of G as 1-sums of ribbon graphs. We say that G can be *written as a sequence of 1-sums* if G contains subgraphs H_1, \dots, H_l such that

$$(2) \quad G = H_1 \oplus H_2 \oplus H_3 \oplus \dots \oplus H_l := (\dots((H_1 \oplus H_2) \oplus H_3) \oplus \dots \oplus H_l).$$

Observe that, in the expression (2), the H_i 's are non-trivial ribbon subgraphs that cover G ; for each $i \neq j$, H_i and H_j have at most one vertex in common; and that if a 1-sum occurs at a vertex v in the sequence, then v is a separating vertex (but not necessarily a cut vertex) of the underlying abstract graph of G . We consider sequences of 1-sums for G to be *equivalent* if they differ only in the order of 1-summation. (Note that only some reorderings of the 1-summands in a sequence of 1-sums are possible.) We consider all sequences of 1-sums up to this equivalence.

We now introduce our main structural decomposition of a ribbon graph: a plane-biseparation. The intuitive idea behind Definition 5.2 is that G has a plane-biseparation giving rise to P_A and Q_A if both P_A and Q_A are plane and G can be obtained by 1-summing the components of P_A and Q_A to each other in such a way that every 1-sum occurs at a distinct vertex and involves a component of P_A and a component of Q_A .

Definition 5.2 Let $G = (V, E)$ be a connected ribbon graph and $A \subseteq E(G)$. In addition, let $P_A = G|_A$ be the ribbon subgraph induced by A , and $Q_A = G|_{A^c}$ be the ribbon subgraph induced by $A^c = E(G) \setminus A$. We say that A defines a *plane-biseparation* if either

- (1) $A = E$ or $A = \emptyset$, and P_A and Q_A are both plane (in which case the plane-biseparation is said to be *trivial*); or,
- (2) P_A and Q_A are plane and G can be written as a sequence of 1-sums of the components of P_A and Q_A such that every 1-sum occurs at a different vertex of G and involves a component of P_A and a component of Q_A .

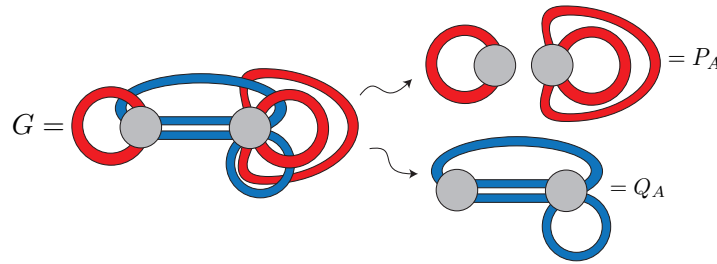
If G is not connected, we say that A defines a plane-biseparation if the restriction of A to any component of G defines a plane-biseparation of that component.

The *length* of a non-trivial plane-biseparation is the length of its sequence of 1-sums, and the length of a trivial plane-biseparation is defined to be 1. We will say that G admits a plane-biseparation if A defines a plane-biseparation for some $A \subseteq E(G)$.

Note the roles of P_A and Q_A in a plane-biseparation are interchangeable, and that A defines a plane-biseparation of G if and only if $E(G) \setminus A$ also defines one.

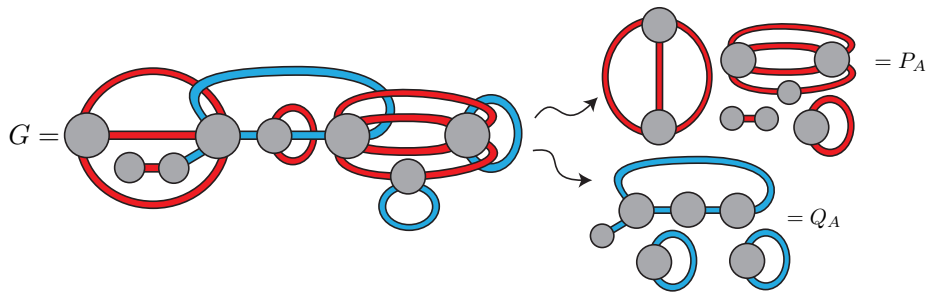
As the set A in a plane-biseparation is completely determined by P_A , we can, and will, specify plane-biseparations by giving P_A or Q_A , referring to the triple (G, P_A, Q_A) as a plane-biseparation of G .

Example 5.3 A plane-biseparation of a ribbon graph is illustrated below.



Note that G only admits one other plane-biseparation: that defined by $E(G)\setminus A$.

Example 5.4 A plane-biseparation is illustrated below.



Note that G admits several other plane-biseparations, two of which are shown in Figure 12.

The 1-sum on the left in Figure 8 can also be regarded as a plane-biseparation. The ribbon graph on the right in this example does not admit a plane-biseparation.

5.2 Joins

The join operation is a simple, special case of the 1-sum operation.

Definition 5.5 Suppose $G = P \oplus Q$ with the 1-sum occurring at v . If there is an arc on the boundary of v with the property that all edges of P incident to v intersect it on this arc, and that no edges of Q intersect this arc, then G is said to be the *join* of P and Q , written $G = P \vee Q$. (See Figure 7.)

The join is also known as the “one-point join”, a “map amalgamation” and the “connected sum” in the literature.

We will see in Section 7 that plane-join-biseparations, defined below, provide a characterization of plane partial duals of plane graphs.

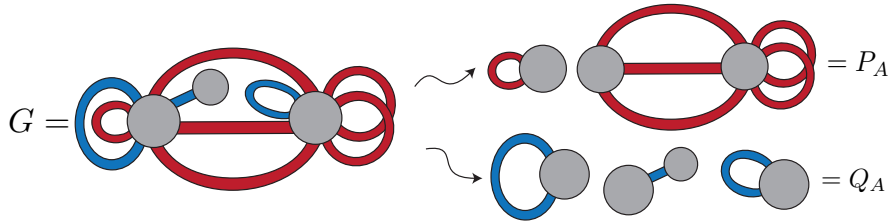
Definition 5.6 Let $G = (V, E)$ be a ribbon graph and $A \subseteq E(G)$. We say that A defines a *plane-join-biseparation* if G can be written as $G = H_1 \vee \cdots \vee H_l$, where $l \geq 1$, such that

- (1) each H_i is plane,
- (2) $A = \bigcup_{i \in I} E(H_i)$, for some $I \subseteq \{1, \dots, l\}$.

It is worth emphasizing that the joins in Definition 5.6 need not occur at distinct vertices. Also the H_i may themselves be joins of ribbon graphs.

Just as with plane-biseparations, we can specify plane-join-biseparations by giving $P_A = G|_A$ and $Q_A = G|_{A^c}$.

Example 5.7 A plane-join-biseparation is illustrated below.



Note that, since genus is additive under the join operation, a ribbon graph G admits a plane-join-biseparation if and only if it is plane.

The following lemma relates plane-biseparations and plane-join-biseparations for plane graphs. This result will be useful later.

Proposition 5.8 Let G be a plane ribbon graph. A subset $A \subseteq E(G)$ defines a plane-biseparation if and only if it defines a plane-join-biseparation.

Proof It is enough to prove the proposition for connected ribbon graphs, so assume that G is connected.

We prove necessity by induction on the number of edges. If $|E(G)| = 0$ or 1 the result is trivial. Suppose that the assertion holds for all ribbon graphs with fewer than k edges. Now suppose that $|E(G)| = k$ and $A \subseteq E(G)$ defines a plane-biseparation. If A defines a trivial plane-biseparation the result is obvious. If A defines a non-trivial plane-biseparation, suppose that a 1-sum occurs at a vertex v in the plane-biseparation. Since G is plane and a 1-sum occurs at v it follows that the boundary of v can be partitioned into two arcs p and q which have the properties that an edge of G meets p

and an edge meets q ; and that any path between a half-edge of G that is incident to p and a half-edge that is incident to q must pass through v . It follows from this that we can write $G = K \vee J$ with the join occurring at v . Furthermore, $A \cap E(K)$ defines a plane-biseparation of K , and $A \cap E(J)$ defines a plane-biseparation of J . By the inductive hypothesis, $A \cap E(K)$ defines a plane-join-biseparation of K , and $A \cap E(J)$ defines a plane-join-biseparation of J , and it follows that A defines a plane-join-biseparation of G .

Conversely, let $G = H_1 \vee \cdots \vee H_l$ and $A = \bigcup_{i \in I} E(H_i)$. Then, since each H_i is plane and the join of plane ribbon graphs is plane, setting P_A to be the spanning ribbon subgraph of G induced by A , and Q_A to be the ribbon subgraph induced by $E(G) \setminus A$ determines the required plane-biseparation. \square

5.3 Partial duals of 1-sums

We are especially interested in connections between 1-sums and partial duals. In general, partial duality does not preserve 1-sums. However, in this paper we will see that 1-sums and partial duals are closely related. This subsection contains two key lemmas on partial duals of 1-sums.

Lemma 5.9 Let G be a ribbon graph such that $G = P \oplus Q$, where Q is a plane ribbon graph. Then the genus of $G^{E(Q)}$ is equal to the genus of P . Moreover, if the 1-sum occurs at v , then every vertex in $V(P) \setminus v$ is also a vertex of $G^{E(Q)}$.

Proof Without loss of generality, assume that G is connected. Suppose that the 1-sum occurs at the vertex v . Let v_P and v_Q denote the copies of v in P and Q , respectively. $G = P \oplus Q$ is obtained from P and Q by identifying v_P and v_Q . Let $\phi : v_Q \rightarrow v_P$ denote the identifying map, and let $\phi|_{\partial}$, denote the restriction of ϕ to the boundary.

We begin by cellularly embedding P into a surface Σ , and Q into the 2-sphere, S^2 , in such a way that v_Q consists of the southern hemisphere, and the equator of S^2 is the boundary of v_Q . (For an example of these embeddings see Figure 9.)

The partial dual $G^{E(Q)} = (P \oplus Q)^{E(Q)}$ can be formed from the embeddings of P and Q in the following way.

- (1) Form the dual $Q^* \subset S^2$ of $Q \subset S^2$. (Note that Q^* lies entirely in the northern hemisphere of S^2 .)
- (2) Delete the vertex $v_P \subseteq P \subset \Sigma$. Also delete the southern hemisphere of S^2 to obtain an embedding of Q^* in a disc \mathcal{D} .

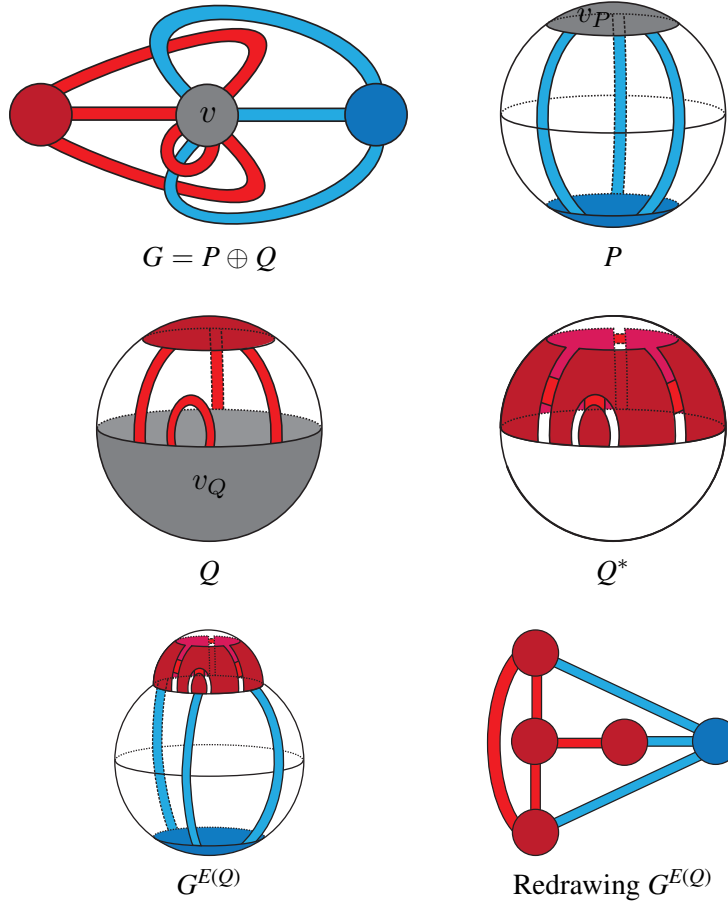


Figure 9: An example of the construction used in the proof of Lemma 5.9.

- (3) Identify the boundaries of \mathcal{D} and $\Sigma \setminus v_P$ using $\phi|_{\partial}$. (Note the boundaries of $\Sigma \setminus v_P$ and v_P are equal, and that the boundaries of \mathcal{D} and v_Q are equal.)

(For an example of the formation of the partial dual in this way see Figure 9.) This results in a cellular embedding of $G^{E(Q)} = (P \oplus Q)^{E(Q)}$ in Σ . Finally, since P and $G^{E(Q)}$ can both be cellularly embedded in Σ , they must be of the same genus. It is obvious from this construction that every vertex in $V(P) \setminus v$ is also in $G^{E(Q)}$. \square

Although, in general, partial duality does not preserve 1-sums, it does preserve joins. To see this, suppose $G = P \vee Q$ with the join occurring at the vertex v . The boundary of v can be partitioned into two arcs p and q such that the edges of P intersect v on p ,

and the edges of Q intersect v on q . Let a and b be the two points on the boundary of v where p and q meet.

In the formation of the partial dual G^A , following Definition 4.1, there is a boundary cycle α of $(V(G), A)$ that contains both a and b and this is the only boundary cycle of $(V(G), A)$ that can contain marking arrows that have labels belonging to both $E(P)$ and $E(Q)$. Moreover, the points a and b partition α into two arcs p' and q' , with p' containing no $E(Q)$ -labelled arrows, and q' containing no $E(P)$ -labelled arrows. The boundary cycle α corresponds to a vertex v' of G^A and p' corresponds to an arc on a vertex of P . It is then clear that v' and p' determine an expression of G^A as the join $P^{E(P) \cap A} \vee Q^{E(Q) \cap A}$. This discussion is summarized by the following lemma.

Lemma 5.10 Suppose G is a ribbon graph that can be expressed as the join $G = P \vee Q$, and that $A \subseteq E(G)$. Then

$$G^A = (P \vee Q)^A = P^{A'} \vee Q^{A''},$$

where $A' := A \cap E(P)$, $A'' := A \cap E(Q)$, and the joins act naturally with respect to partial duality.

6 Partial duals of plane graphs and plane-biseparations

In this section we characterize partial duals of plane graphs in terms of plane-biseparations, which is the first of our main results. We then go on to determine how all of the plane-biseparations of a ribbon graph into two plane graphs are related to one another.

6.1 A characterization of the partial duals of a plane graph

Theorem 6.1 Let G be a ribbon graph and $A \subseteq E(G)$. Then G^A is a plane ribbon graph if and only if A defines a plane-biseparation of G .

Proof Without loss of generality, assume that G is connected.

First, suppose that G^A is a plane ribbon graph. Cellularly embed G^A in the plane and form an arrow presentation for $(G^A)^A = G$ by taking the set of closed curves that follow the boundary components of the spanning subgraph $(V(G), A)$, and marking them with labelled arrows in the way described in Definition 4.1. This results in a set of

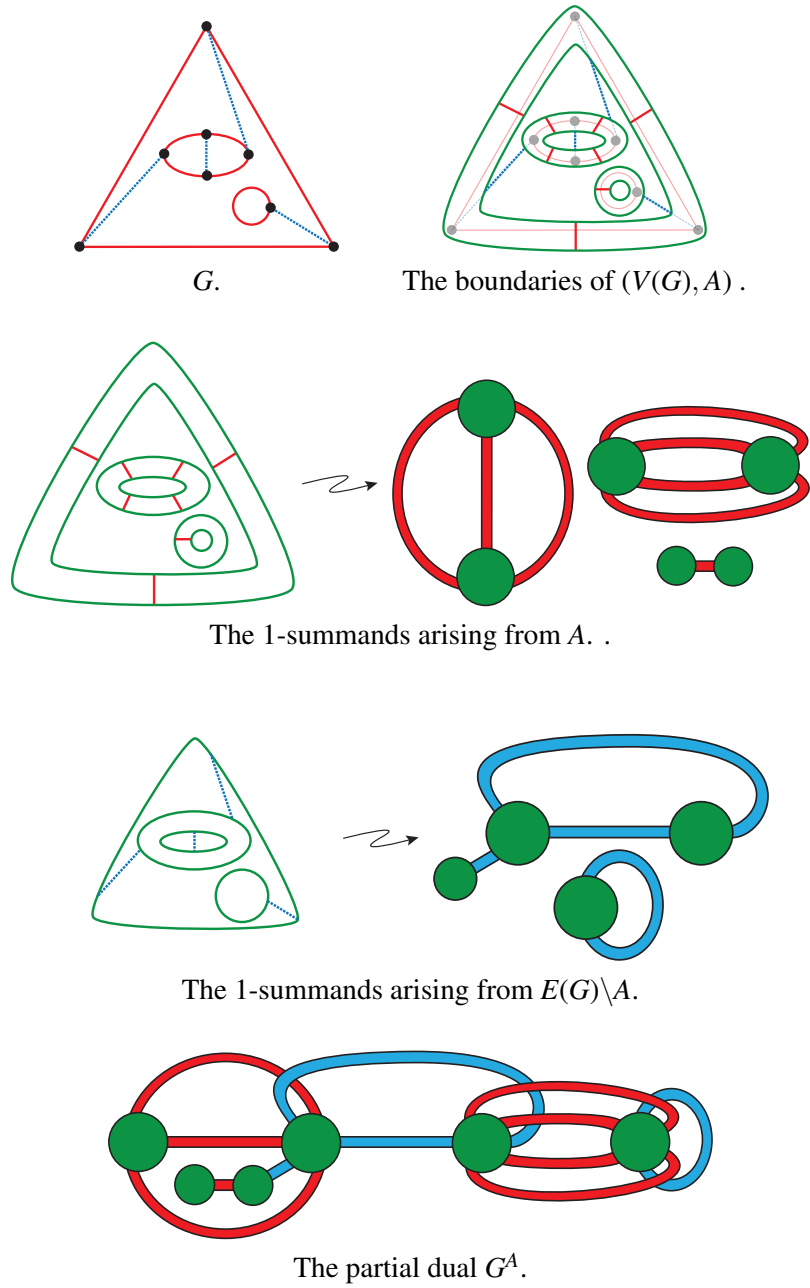


Figure 10: An example of a construction used in the proof of Theorem 6.1.

marked non-intersecting closed plane curves, each of which corresponds to a vertex of G . Denote this set of marked plane curves by \mathcal{S} . Each labelled arrow in \mathcal{S} touches an edge of G and is labelled by that edge. Whenever a pair of arrows touches the same edge draw a line through that edge that connects the two arrows (see Figure 10). We call these lines the *labelling lines*.

Each closed plane curve divides the plane into a bounded interior and an unbounded exterior region. If c and c' are closed plane curves, then we say that c' is *included* in c if c' is in the interior of c , and that c' is *directly included* in c if it is included in c and there is no other closed plane curve that is included in c and includes c' . Furthermore, we say that a labelling line is *directly included* in c if it lies in the region of the plane bounded by c and the curves that are directly included in c .

Let S_0 be the set of marked plane curves obtained by taking all curves in \mathcal{S} that meet the unbounded region of the plane and removing all arrows that are not connected by a labelling line that lies in the unbounded region. If $S_0 = \mathcal{S}$, then letting Q_A be the ribbon subgraph corresponding to the arrow presentation S_0 and $P_A = \emptyset$ gives the required plane-biseparation of G .

Otherwise, let c_1, \dots, c_r denote the marked plane curves in \mathcal{S} . For each $i = 1, \dots, r$, let S_i denote set of marked plane curves obtained by taking c_i and all curves directly included in it, and then removing all arrows that are not connected by a labelling line directly included in c_i .

Let $\{S_{\iota_1}, \dots, S_{\iota_s}\}$ be the set of marked curves obtained by deleting any sets from $\{S_1, \dots, S_r\}$ that contain curves without marking arrows on them. Each S_i , for $i \in \{0, \iota_1, \dots, \iota_r\}$, is an arrow presentation that is equivalent to a plane ribbon subgraph of G . It is clear from the construction that G can be written as sequence of 1-sums of $S_0, S_{\iota_1}, \dots, S_{\iota_s}$. Furthermore, for each i and j , S_i and S_j can either be disjoint or intersect in a single vertex; all edges of S_i are either in A or they are all in $E(G) \setminus A$; and if S_j shares a vertex with S_i , then exactly one of S_i and S_j will have all its edges in A and the other will have all its edges in $E(G) \setminus A$. Thus, letting P_A consist of all of the S_i with edges in A , and letting Q_A consist of the remaining S_i gives the required plane-biseparation. (An example of the above argument is given in Figure 10.)

Conversely, suppose that A determines a plane-biseparation of G . We will prove that G^A is plane by induction on the length of a plane-biseparation. If A determines a plane-biseparation of length 1 the result is trivial, and if A determines a plane-biseparation of length 2 then G^A is plane by Lemma 5.9.

Now suppose that the assertion holds for all ribbon graphs and edge sets that define a plane-biseparation of length less than l .

Suppose that G is a ribbon graph, $A \subseteq E(G)$, and $H_1 \oplus H_2 \oplus \cdots \oplus H_l$ is the sequence of 1-sums in the plane-biseperation determined by A . Suppose also that H_l and H_i share a vertex. Without loss of generality, let $E(H_l) \subseteq A$. (We may assume this since G^A is plane if and only if $G^{E(G) \setminus A} = (G^A)^*$ is, and since A determines a plane-biseperation if and only if $E(G) \setminus A$ does.) Then

$$\begin{aligned} G^{E(H_l)} &= (H_1 \oplus H_2 \oplus \cdots \oplus H_{l-1} \oplus H_l)^{E(H_l)} \\ &= (H_1 \oplus H_2 \oplus \cdots \oplus (H_i \oplus H_l) \oplus \cdots \oplus H_{l-1})^{E(H_l)} \\ &= (H_1 \oplus H_2 \oplus \cdots \oplus (H_i \oplus H_l)^{E(H_l)} \oplus \cdots \oplus H_{l-1}), \end{aligned}$$

where the second and third equalities use the facts that H_l is the last term in the sequence of 1-sums, and that, by Lemma 5.9, if the 1-sum $H_i \oplus H_l$ occurs at v then all other vertices of H_i are also vertices of $(H_i \oplus H_l)^{E(H_l)}$. Also by Lemma 5.9, $(H_i \oplus H_l)^{E(H_l)}$ is plane so the above expression gives plane-biseperation of $G^{E(H_l)}$ of length $l - 1$. Moreover, this plane-biseperation is determined by $A \setminus E(H_l) \subseteq E(G^{E(H_l)})$. By the inductive hypothesis, it then follows that $(G^{E(H_l)})^{A \setminus E(H_l)} = G^A$ is plane, as required. \square

We conclude this section by noting a few immediate corollaries of Theorem 6.1.

Corollary 6.2 An embedded graph G is a partial dual of a plane graph if and only if there exists a plane-biseperation of G .

Corollary 6.3 Let $k \geq 2$. If a ribbon graph G contains a k -connected, non-plane ribbon subgraph, then G is not a partial dual of a plane graph.

Corollary 6.4 Partial duals of plane graphs are planar.

Corollary 6.5 If a graph contains a K_5 - or $K_{3,3}$ -minor then no embedding of it is a partial dual of a plane graph.

6.2 Relating plane-biseperations of G

By Theorem 6.1, we see that understanding partial duals of plane graphs is equivalent to understanding plane-biseperations. In this subsection we determine how all plane-biseperations of a ribbon graph are related to each other.

In general, a ribbon graph can admit many plane-biseperations. However, it turns out that any two plane-biseperations of a ribbon graph are related in a very simple way. Roughly speaking, the only choice that one can make in the construction of a

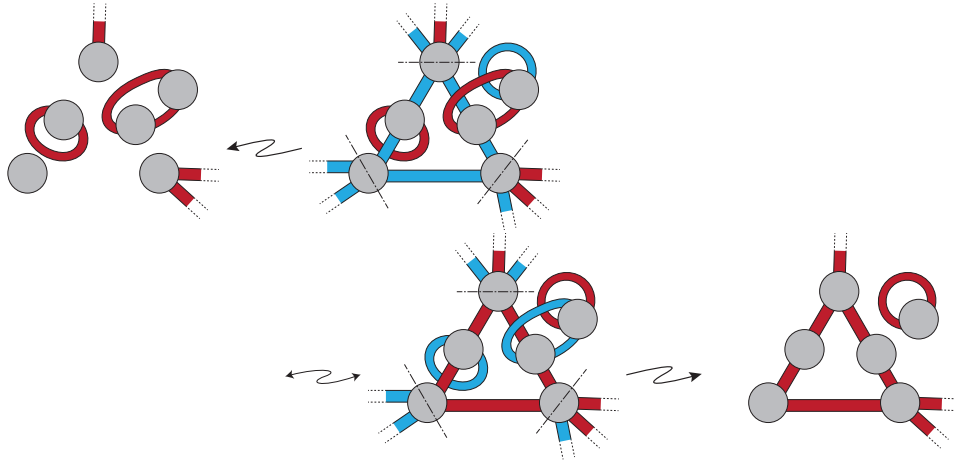


Figure 11: Toggling a join-summand, and the ribbon subgraphs induced by A and A' .

plane-biseperation is whether to place a join-summand in P_A or in Q_A . In this subsection we will make this statement precise and relate all of the different plane-biseperations that a ribbon graph G admits.

We begin by defining an operation on a subset of edges of a ribbon graph that will allow us to relate all of the plane-biseperations that it admits.

Definition 6.6 For $r \geq 1$, suppose that $G = K_1 \vee K_2 \vee \cdots \vee K_r$, is a ribbon graph. Let $A \subseteq E(G)$ and $A' = A \Delta E(K_i)$, for some i . We say that A and A' are related by *toggling a join-summand*. (See Figure 11.)

The following theorem provides a simple move that relates all of the plane-biseperations admitted by a ribbon graph.

Theorem 6.7 Suppose that G is a ribbon graph and that $A, B \subseteq E(G)$ both define plane-biseperations. Then A and B are related by toggling join-summands.

Example 5.4 gave a plane-biseperation of a ribbon graph G . Two other plane-biseperations of this ribbon graph are shown in Figure 12. It is easily checked that that the edge sets defining the three plane-biseperations are related by toggling join-summands.

We give some preliminary results needed to prove Theorem 6.7.

Definition 6.8 A ribbon graph is *prime* if it can not be expressed as the join of two ribbon graphs.

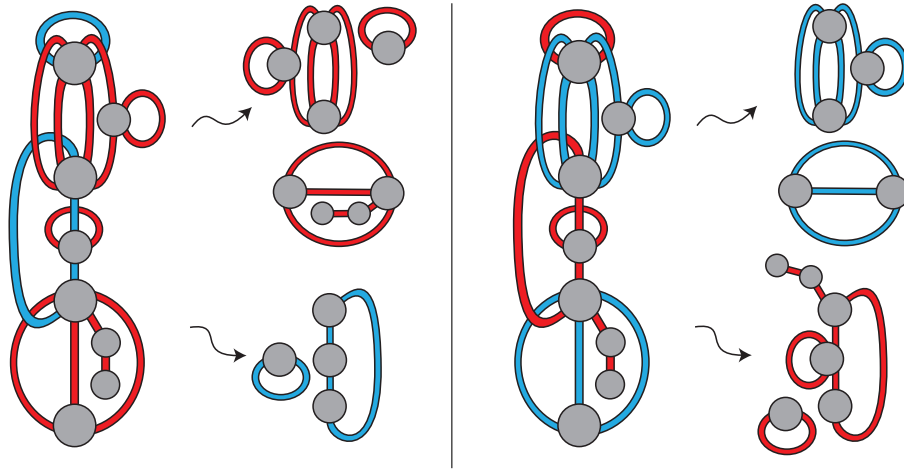


Figure 12: Two plane-biseparations of a ribbon graph.

The following result states that every ribbon graph admits a unique factorization into prime ribbon subgraphs.

Proposition 6.9 Every ribbon graph G can be written as a sequence of join-sums $G = H_1 \vee \cdots \vee H_l$, where each H_i is prime, and $l \geq 1$. Moreover, any other expression of G as joins of prime join-summands can only differ from this by the order of the join-summands in the sequence.

The straight forward proof of this proposition is omitted.

We also need the following lemma.

Lemma 6.10 Let G be a prime, connected ribbon graph. Then either G does not admit a plane-biseparation, or it admits exactly two.

Proof Suppose that G admits a plane-biseparation. We will show that the assignment of any edge to either A or $E(G) \setminus A$ completely determines a plane-biseparation of G , and that this plane-biseparation is defined by A .

At each vertex v_i , partition the set of incident half-edges into blocks $\mathcal{A}_{i,1}, \mathcal{A}_{i,2}, \mathcal{A}_{i,3}, \dots$ according to the following rules: place two half-edges in the same block if and only if there is a path in G between the two half-edges that does not pass through the vertex v_i .

We will now show that the blocks at v_i give rise to exactly two possible assignments of the incident edges to the sets A and $E(G) \setminus A$ and that these assignments are complementary.

If there is only one block $\mathcal{A}_{i,1}$ at v_i then, between every pair of half-edges in $\mathcal{A}_{i,1}$, there is a path in G that does not pass through v_i . It then follows that there can not be a 1-sum occurring at v_i in any plane-biseperation (as v would not be a separating vertex).

Now suppose that the partition at v_i contains more than one block and these blocks are $\mathcal{A}_1, \dots, \mathcal{A}_d$. Arbitrarily choose one of the cyclic orders of the half-edges incident to v_i . We say that two blocks \mathcal{A}_p and \mathcal{A}_q *interlace* each other if there are half-edges $e, e' \in \mathcal{A}_p$ and $f, f' \in \mathcal{A}_q$ such that we meet the edges in the order e, f, e', f' when travelling round the vertex v_i with respect to the cyclic order.

Observe that:

- Every block \mathcal{A}_p interlaces at least one other block \mathcal{A}_q . (Otherwise \mathcal{A}_p defines a join-summand and so G is not prime.)
- If B is a set of blocks and \bar{B} is the complementary set of blocks, then a block in B interlaces a block in \bar{B} . (Otherwise B and \bar{B} define a join and so G is not prime.)
- In any plane-biseperation all of the half-edges in a block must belong to A or they all belong to $E(G)\setminus A$. (Since there is a path in G that does not pass through v_i between every pair of half-edges in a block.)
- In any plane-biseperation the half-edges in interlacing blocks must belong to different sets A or $E(G)\setminus A$. (Otherwise, since G is prime, the plane-biseperation would contain a non-plane orientable 1-summand.)

From these observations it follows that assigning any edge incident to v_i to either A or to $E(G)\setminus A$ determines a unique assignment of every edge that is incident to v_i to either A or to $E(G)\setminus A$. Thus the 1-sum at v_i in the plane-biseperation is determined by the assignment of a single edge to A or $E(G)\setminus A$.

From the two cases above, and since G is connected, the assignment of any edge e to A will determine a unique plane-biseperation, and the assignment of e to $E(G)\setminus A$ will determine a unique plane-biseperation, and the result follows. \square

We can now prove the main result of this subsection.

Proof of Theorem 6.7 It is enough to prove the theorem for connected ribbon graphs, so assume that G is connected. Suppose that A defines a plane-biseperation of G . By Proposition 6.9, G admits a unique prime factorization: $G = H_1 \vee \dots \vee H_r$, for some $r \geq 1$.

Every plane-biseperation of G is uniquely determined by choosing a plane-biseperation of H_i for each i . Also choosing a plane-biseperation for each subgraph H_i results

in a plane-biseparation of G . By Lemma 6.10, each H_i admits exactly two plane-biseparations and these are related by toggling the edges of H_i that are in A , and those that are not in A . Thus any plane-biseparation can be obtained from any other one by toggling join-summands. \square

We note the following corollary of Theorem 6.7.

Corollary 6.11 For $r \geq 1$, let $G = K_1 \vee K_2 \vee \cdots \vee K_r$ be a ribbon graph. Suppose that $A \subseteq E(G)$ defines a plane-biseparation of G . Then $A' = A \Delta E(K_i)$ also defines a plane-biseparation of G , for each i .

7 Partially dual plane graphs

In this section we examine partially dual plane graphs, answering Question Q3'. We characterize plane partial duals and give a simple local move on ribbon graphs that relates them. This local move will be a key result in the solutions to our motivating question Q3, which we answer in the next section.

The first result in this section is the restriction of the characterization of partial duals given in Theorem 6.1 to plane graphs.

Theorem 7.1 Let G be a plane ribbon graph and $A \subseteq E(G)$. Then G^A is also a plane ribbon graph if and only if A defines a plane-join-biseparation of G .

Proof By Theorem 6.1, G^A is plane if and only if A defines a plane-biseparation of G . Since G is plane, by Proposition 5.8, this happens if and only if A defines a plane-join-biseparation of G . \square

We will now define a move that relates all of the plane partial duals of a ribbon graph. This move will play a key role in our applications to knot theory in Section 8.

Definition 7.2 Let G be a ribbon graph such that $G = H_1 \vee H_2$. We will say that the ribbon graph $G^{E(H_2)} = H_1 \vee H_2^{E(H_2)} = H_1 \vee H_2^*$ is obtained from G by taking the *dual of a join-summand*. The corresponding move on the set of ribbon graphs is called the *dual of a join-summand move*. Furthermore, we define an equivalence relation “ \sim ” on the set of ribbon graphs by setting $G \sim H$ if and only if there is a sequence of dual of a join-summand moves taking G to H , or if $H = G$ or G^* .

The following theorem shows that the dual of a join-summand move provides a way to determine all of the plane partial duals of a plane graph.

Theorem 7.3 Let G and H be plane graphs. Then G and H are partial duals if and only if $G \sim H$.

To prove the theorem, we need the following lemma.

Lemma 7.4 Let G be a ribbon graph, $G = H_1 \vee \cdots \vee H_k$, and $A = \bigcup_{i=1}^k E(H_i)$. Then $G \sim G^A$.

Proof Let K_1, \dots, K_p be the non-trivial connected components of $G - E(H_1 \vee \cdots \vee H_{l-1})$. Then G can be written as $H_1 \vee \cdots \vee H_{l-1} \vee K_1 \vee \cdots \vee K_p$, where no joins involve two vertices of the K_i 's. It follows that

$$G^A = (H_1 \vee \cdots \vee H_{l-1} \vee K_1 \vee \cdots \vee K_p)^A = H_1 \vee \cdots \vee H_{l-1} \vee K_1^* \vee \cdots \vee K_p^*,$$

where the second equality follows by Lemma 5.10. From this identity it follows that G^A can be obtained by dual of a join-summand moves which act on K_1, \dots, K_p , and so $G \sim G^A$. \square

Proof of Theorem 7.3. Sufficiency is obvious. To prove necessity, assume that $H = G^A$. Since both G and G^A are plane, by Theorem 7.1, A defines a plane-join-biseparation of G . If $A = \emptyset$ or $E(G)$ the result is trivial, so assume that this is not the case. We then have that $G = H_1 \vee \cdots \vee H_l$, for $l \geq 2$.

Let $A_i = A \cap E(H_i)$. In the sequence (A_1, \dots, A_l) , suppose the first non-empty set occurs at position ι_1 and, as we read along the sequence, toggles between being non-empty and empty at positions ι_2, \dots, ι_r in this order. Letting $B_i = \bigcup_{j=i}^l A_j$, then, using Proposition 4.3, we can write

$$G^A = (H_1 \vee \cdots \vee H_l)^A = (\cdots ((H_1 \vee \cdots \vee H_l)^{B_{\iota_1}})^{B_{\iota_2}} \cdots)^{B_{\iota_r}},$$

and it follows from Lemma 7.4 that $G \sim G^A$. \square


8 Relating the ribbon graphs of a link diagram

In this final section we apply the graph theoretical results of Sections 6 and 7 to answer Questions Q2 and Q3.

8.1 Link diagrams with the same graph

Although there is a unique link diagram associated with a Tait graph, in general, a ribbon graph can have many plane partial duals, and therefore $\mathcal{D}(G)$ can contain more than one distinct link diagram, i.e. many distinct link diagrams can give rise to the same set of ribbon graphs. In this subsection we determine how these link diagrams are related to each other. We will see that the summand flip move, defined below, relates all link diagrams that are presented by the same ribbon graphs.

Let $D_1 \subset S^2$ and $D_2 \subset S^2$ be link diagrams. The *connected sum* $D_1 \# D_2 \subset S^2$ of D_1 and D_2 is the link diagram formed by, for $i = 1, 2$, choosing a disc \mathcal{D}_i on S^2 that intersects D_i in an arc α_i , deleting the interior of each \mathcal{D}_i , and identifying the boundaries of $S^2 \setminus \mathcal{D}_1$ and $S^2 \setminus \mathcal{D}_2$ in such a way that each end point of α_1 is identified with a distinct endpoint of α_2 . This process is illustrated in the following figure.



For reference later, we record the following two well-known (and obvious) results.

Lemma 8.1 Let G be a plane graph such that $G = H_1 \vee H_2$, then $D(H_1 \vee H_2) = D(H_1) \# D(H_2)$. Moreover, there is a natural correspondence between the arc on $H_1 \vee H_2$ that defines the join, and the arcs on $D(H_1)$ and $D(H_2)$ used to form the connected sum.

Lemma 8.2 Let G be a signed plane ribbon graph. Then $D(G) = D(G^*)$.

Definition 8.3 Let D_1 and D_2 be link diagrams. Then we say that D_1 and D_2 are related by a *summand flip* if and only if D_2 can be obtained from D_1 by the following process: orient S^2 and choose an disc \mathcal{D} in S^2 whose boundary intersects D_1 transversally in exactly two points a and b . Cut out \mathcal{D} and glue it back in such a way that the orientations of \mathcal{D} and $S^2 \setminus \mathcal{D}$ disagree and the points a on the boundaries of \mathcal{D} and $S^2 \setminus \mathcal{D}$ are identified, and the points b on the boundaries of \mathcal{D} and $S^2 \setminus \mathcal{D}$ are identified. See Figure 13.

We will say that two link diagrams D_1 and D_2 are *related by summand-flips*, written $D_1 \sim D_2$, if and only if there is a sequence of summand-flips taking D_1 to D_2 .

The following theorem is the main result of this section. It describes how link diagrams arising from the same ribbon graph are related.

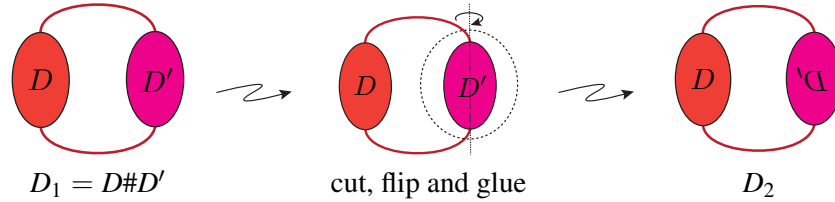


Figure 13: A summand-flip.

Theorem 8.4 Let G be a signed ribbon graph and $D \in \mathcal{D}(G)$. Then $D' \in \mathcal{D}(G)$ if and only if $D \sim D'$.

The proof of this result appears at the end of this subsection. It will follow from Lemma 8.6 below. Before giving the proof of Theorem 8.4, we note a straight-forward, but important, corollary.

Corollary 8.5 Let $D, D' \in \mathcal{D}(G)$. Then the links corresponding to D and D' are isotopic.

Theorem 8.4 will follow from Lemma 8.6 which relates the dual of a join-summand move on a ribbon graph (see Definition 7.2) to the summand-flip move on a link diagram.

Lemma 8.6 Let G and G' be signed plane graphs. Then $\mathcal{D}(G) \sim \mathcal{D}(G')$ if and only if $G \sim G'$.

Proof It is enough to show that G and G' are related by a single dual of a join-summand move if and only if $\mathcal{D}(G)$ and $\mathcal{D}(G')$ are related by a single summand-flip. Suppose that G and G' are related by a single dual of a join-summand move. Then we can write $G = H_1 \vee H_2$ and $G' = H_1 \vee H_2^* = (H_1 \vee H_2)^{E(H_2)}$. If $H_1 \cap H_2 = v$, then we can form the partial dual $(H_1 \vee H_2)^{E(H_2)}$ in the following way:

- (1) detach $E(H_1) \cup (V(H_1) \setminus v)$ from the vertex v by ‘cutting’ along the intersections of H_1 and v . Record the position of the detached edges by using labelled marking arrows in such a way that $H_1 \vee H_2$ can be recovered by identifying the arrows of the same label on H_2 and $E(H_1) \cup (V(H_1) \setminus v)$.
- (2) Form the dual H_2^* of H_2 , retaining the labelled arrows on the boundary.
- (3) Attach $E(H_1) \cup (V(H_1) \setminus v)$ to H_2^* by identifying the arrows of the same label. The resulting ribbon graph is $(H_1 \vee H_2)^{E(H_2)}$.

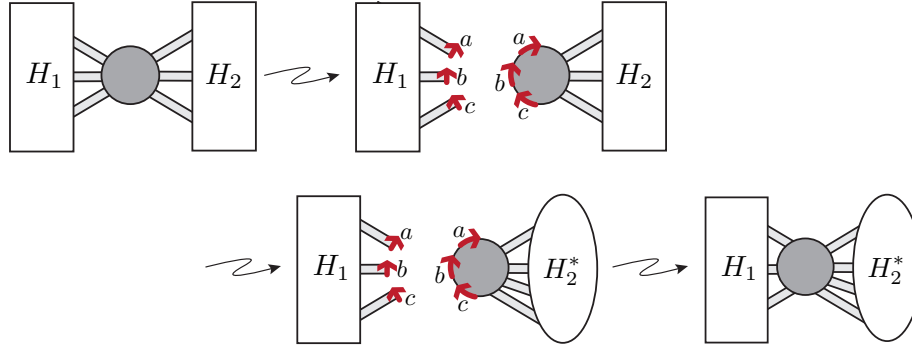


Figure 14: Forming $(H_1 \vee H_2)^{E(H_2)}$ as in the proof of Lemma 8.6.

This process is illustrated in Figure 14.

$G = H_1 \vee H_2$ is a plane graph so it admits a unique embedding in the sphere S^2 . We consider how the above construction of the partial dual $(H_1 \vee H_2)^{E(H_2)}$ acts on the embedded ribbon graph $H_1 \vee H_2 \subset S^2$. Start off with an embedding of $H_1 \vee H_2$ in S^2 where the vertex v forms the southern hemisphere. Detaching $E(H_1) \cup (V(H_1) \setminus v)$ gives an embedding of H_2 in S^2 with marking arrows recording how H_1 was attached. Since $v \subset H_2 \subset S^2$ is the southern hemisphere, the dual $H^* \subset S^2$ is embedded in the northern hemisphere with the marking arrows sitting on the equator. Finally, to attach and embed H_1 (in order to obtain an embedding of $H_1 \vee H_2^* = (H_1 \vee H_2)^{E(H_2)}$ in S^2) we “flip over” H_1 and embed it in the southern hemisphere using the identifying arrows. The resulting embedding of $(H_1 \vee H_2)^{E(H_2)}$ is obtained from the embedding of $H_1 \vee H_2$ by a single dual of a join-summand move acting on H_1 . The argument is illustrated in Figure 15.

Since the embeddings of $G = H_1 \vee H_2$ and $G' = H_1 \vee H_2^*$ in S^2 are unique, it follows that the embeddings of G and G' are related as in Figure 15. The lemma then follows by considering the corresponding link diagrams $D(G)$ and $D(G')$ as illustrated in Figure 16. Since the link diagrams $D(H_2^*)$ and $D(H_2)$ are equal by Lemma 8.2, it follows that G and G' are related by a single dual of a join-summand move if and only if $D(G)$ and $D(G')$ are related by a single summand-flip. This completes the proof of the lemma. \square

Remark 8.7 Lemma 8.6 does not say that the medial ribbon graphs of G and G' are equal. (See [10] for details on the relations between medial graphs and partial duals.) To see why this is, notice that in the proof of Lemma 8.6 the interior and the exterior of the vertex v , where the join occurs, are “switched”. This switching may add half-twists to the edges. Consequently, twists may be added to the medial graphs. For link diagrams

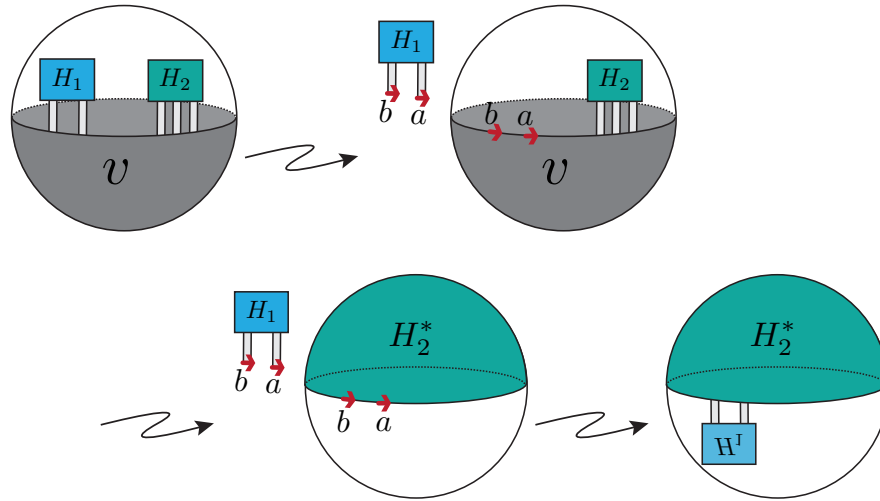


Figure 15: Embedding $(H_1 \vee H_2)^{E(H_2)}$ as in the proof of Lemma 8.6.

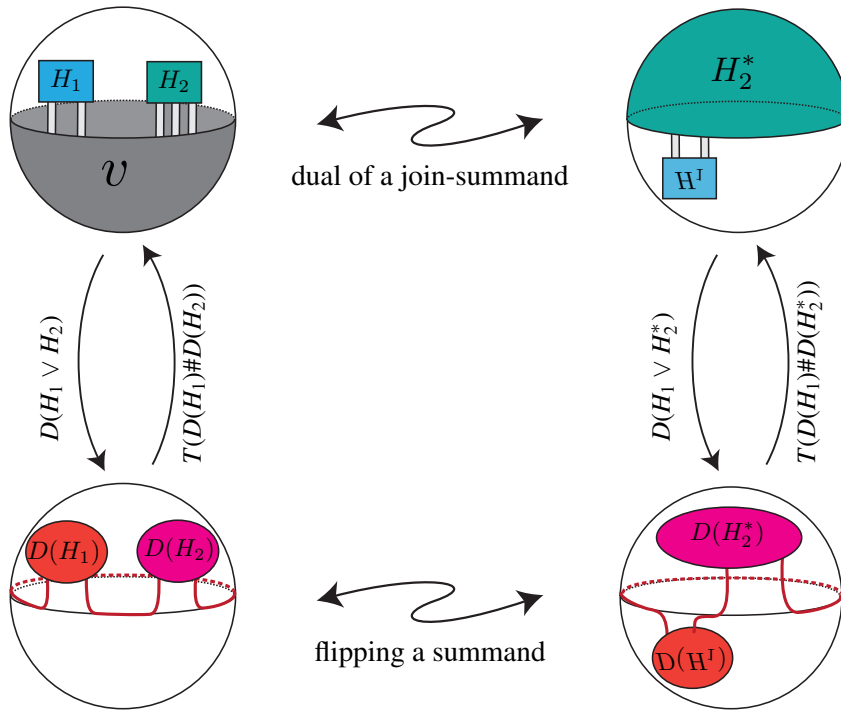


Figure 16: A figure used in the proof of Lemma 8.6.

this switching is not a problem since links are one dimensional. In particular, this means that Lemma 8.6 does not contradict the well-known fact that the medial graphs of G and H are equal if and only if $H = G$ or $H = G^*$.

Proof of Theorem 8.4. By Equation (1), $D, D' \in \mathcal{D}(G)$ if and only if $D = D(H)$ and $D' = D(H^A)$, where H is a partial dual of G , and H and H^A are both plane graphs. By Theorem 7.3, this happens if and only if $H \sim H^A$. Finally, by Lemma 8.6, $H \sim H^A$ if and only if $D = D(H) \sim D(H^A) = D'$. \square

8.2 Answering our motivating questions

Recall our motivating questions:

- (Q1) How are the ribbon graphs of a link diagram related?
- (Q2) Which ribbon graphs arise as ribbon graphs of a link diagram?
- (Q3) What is the relation between link diagrams that are presented by the same signed ribbon graph?

These questions ask for the extensions of the well-known, basic properties of Tait graphs, (T1)-(T3), to the ribbon graphs of a link diagram.

We will now summarize the solutions to (Q1)-(Q3).

Question (Q1): This question was answered in [18] and by Chmutov in [5], and comes from Proposition 4.4: the ribbon graphs of a link diagram are all partial duals of each other.

Question (Q2): Corollary 4.5 provides a graph theoretical formulation of Question Q2: which ribbon graphs are the partial duals of plane graphs? By applying Theorem 6.1 we get the following answer.

Theorem 8.8 A (signed) ribbon graph G presents a link diagram if and only if it admits a plane-biseparation.

This result can also be used to deduce other structural results about the set of ribbon graphs that present links.

Corollary 8.9 Let $k \geq 2$. If a ribbon graph G contains a k -connected, non-plane ribbon subgraph, then G is not the ribbon graph of a link diagram.

Corollary 8.10 If a graph contains a K_5 - or $K_{3,3}$ -minor then no embedding of it presents a link diagram.

Question (Q3): This question was answered by Theorem 8.4, where it was shown that all diagrams that are presented by the same signed ribbon graphs are related in a very simple way: they are summand flips of one another. In particular, this means that (the isotopy class of) every link in 3-space will define a unique set of ribbon graphs and so link invariants may be defined on these sets.

We conclude with a few remarks on the graph theory that this study has introduced. The connection between genus and separability of ribbon graphs that is opened up by Theorem 6.1 is one of interest beyond the applications to knot theory given here. In [21], a more general study of the connections between separability and the genus of a partial dual is given. In particular, it is shown that Theorems 6.1, 6.7, and 7.3 can be extended to characterize partial duals of graphs in the real projective plane. These characterizations of the genus of a partial dual in terms of separability, do not extend beyond graphs in the plane and real projective plane. For higher genus graphs, a concept that uses higher connectivity is required, and the characterization of the partial duals of higher genus graphs is a work in progress.

Acknowledgements

I would like to thank Scott Carter, Sergei Chmutov, and Martin Loebl for helpful conversations.

References

- [1] T. Abe, The Turaev genus of an adequate knot, *Topology Appl.* 156 (2009) 2704–2712.
- [2] A. Champanerkar, I. Kofman, N. Stoltzfus, Graphs on surfaces and Khovanov homology, *Algebr. Geom. Topol.* 7 (2007) 1531–1540, [arXiv:0705.3453](#).
- [3] S. Chmutov, I. Pak, The Kauffman bracket of virtual links and the Bollobás-Riordan polynomial, *Mosc. Math. J.* 7 (2007) 409–418, [arXiv:math.GT/0609012](#).
- [4] S. Chmutov, J. Voltz, Thistlethwaite’s theorem for virtual links, *J. Knot Theory Ramifications* 17 (2008) 1189–1198, [arXiv:0704.1310](#).
- [5] S. Chmutov, Generalized duality for graphs on surfaces and the signed Bollobás-Riordan polynomial, *J. Combin. Theory Ser. B* 99 (2009) 617–638, [arXiv:0711.3490](#).

- [6] P. Cromwell, *Knots and links*. Cambridge University Press, Cambridge, 2004.
- [7] O. Dasbach, D. Futer, E. Kalfagianni, X.-S. Lin, N. W. Stoltzfus, The Jones polynomial and graphs on surfaces, *J. Combin. Theory Ser. B* 98 (2008) 384–399, [arXiv:math.GT/0605571](#).
- [8] O. Dasbach, D. Futer, E. Kalfagianni, X.-S. Lin, N. W. Stoltzfus, Alternating sum formulae for the determinant and other link invariants, *J. Knot Theory Ramifications* 19 (2010) 765–782, [arXiv:math/0611025](#).
- [9] O. Dasbach, A. Lowrance, Turaev genus, knot signature, and the knot homology concordance invariants, *Proc. Amer. Math. Soc.* 139 (2011) 2631–2645, [arXiv:1002.0898](#).
- [10] J. A. Ellis-Monaghan, I. Moffatt, Twisted duality and polynomials of embedded graphs, *Trans. Amer. Math. Soc.*, 364 (2012) 1529–1569. [arXiv:0906.5557](#).
- [11] D. Futer, E. Kalfagianni, J. Purcell, Dehn filling, volume, and the Jones polynomial, *J. Differential Geom.* 78 (2008) 429–464, [math/0612138](#).
- [12] D. Futer, E. Kalfagianni, J. Purcell, Symmetric links and Conway sums: volume and Jones polynomial, *Math. Res. Lett.* 16 (2009) 233–253, [arXiv:0804.1542](#).
- [13] S. Huggett, I. Moffatt, Bipartite partial duals and circuits in medial graphs, *Combinatorica*, to appear, [arXiv:1106.4189](#).
- [14] S. Huggett, I. Moffatt and N. Virdee, On the graphs of link diagrams and their parallels, *Math. Proc. Cambridge Philos. Soc.*, to appear, [arXiv:1106.4197](#).
- [15] T. Krajewski, V. Rivasseau, F. Vignes-Tourneret, Topological graph polynomials and quantum field theory, Part II: Mehler kernel theories, *Ann. Henri Poincaré* 12 (2011) 1–63, [arXiv:0912.5438](#).
- [16] A. Lowrance, On knot Floer width and Turaev genus, *Algebr. Geom. Topol.* 8 (2008) 1141–1162, [arXiv:0709.0720](#).
- [17] I. Moffatt, Knot invariants and the Bollobás-Riordan polynomial of embedded graphs, *European J. Combin.* 29 (2008) 95–107, [arXiv:math/0605466](#).
- [18] I. Moffatt, Unsigned state models for the Jones polynomial, *Ann. Comb.* 15 (2011) 127–146, [arXiv:0710.4152](#).
- [19] I. Moffatt, Partial duality and Bollobás and Riordan’s ribbon graph polynomial, *Discrete Math.* 310 (2010) 174–183, [arXiv:0809.3014](#).
- [20] I. Moffatt, A characterization of partially dual graphs, *J. Graph Theory* 67 (2011) 198–217, [arXiv:0901.1868](#).
- [21] I. Moffatt, Separability and the genus of a partial dual, preprint.
- [22] V. Turaev, A simple proof of the Murasugi and Kauffman theorems on alternating links, *Enseign. Math.* 33 (1987) 203–225.
- [23] F. Vignes-Tourneret, The multivariate signed Bollobás-Riordan polynomial, *Discrete Math.* 309 (2009) 5968–5981, [arXiv:0811.1584](#).

- [24] F. Vignes-Tourneret, Non-orientable quasi-trees for the Bollobás-Riordan polynomial, *European J. Combin.* 32 (2011) 510–532, [arXiv:1102.1627](https://arxiv.org/abs/1102.1627).
- [25] T. Widmer, Quasi-alternating Montesinos links, *J. Knot Theory Ramifications* 18 (2009) 1459–1469, [arXiv:0811.0270](https://arxiv.org/abs/0811.0270).

Department of Mathematics and Statistics, University of South Alabama, Mobile, AL 36688, USA.

imoffatt@jaguar1.usouthal.edu

http://www.southalabama.edu/mathstat/personal_pages/imoffatt/