

# Scaling Properties of Weak Chaos in Nonlinear Disordered Lattices

Arkady Pikovsky

*Department of Physics and Astronomy, Potsdam University, Karl-Liebknecht-Str 24, D-14476, Potsdam, Germany*

Shmuel Fishman

*Department of Physics, Technion Israel Institute of Technology, 32000 Haifa, Israel*

(Dated: October 29, 2018)

The Discrete Nonlinear Schrödinger Equation with a random potential in one dimension is studied as a dynamical system. It is characterized by the length, the strength of the random potential and by the field density that determines the effect of nonlinearity. The probability of the system to be regular is established numerically and found to be a scaling function. This property is used to calculate the asymptotic properties of the system in regimes beyond our computational power.

PACS numbers: 05.45.-a, 72.15.Rn

The Nonlinear Schrödinger Equation (NLSE), in absence of a potential, in the continuum is an integrable problem [1]. It is relevant for the description of Bose-Einstein condensates (where it is known as the Gross-Pitaevskii Equation [2]) as well as for classical nonlinear optics and plasmas [3]. For the linear Schrödinger Equation with a random potential in one dimension all the states are localized [4], as a manifestation of Anderson localization [5]. It is natural to ask what is the asymptotic behavior for the NLSE with a random potential, namely what is the outcome of the competition between Anderson localization and nonlinearity. This question is directly related to several experimental situations. For Bose-Einstein Condensates the nonlinear term in the NLSE models the interaction between the atoms while the random potential may be generated by lasers as in recent experiments [6]. In nonlinear optics the NLSE adequately describes light propagation in a nonlinear medium where the randomness can be written with light that passes through a diffuser [7] or by manufacturing [8].

Here the exploration will be performed in the framework of a discrete one dimensional model (defined by (1)). The specific elementary question in this field is: will an initially localized wave packet spread to infinity in the long time limit? Extensive numerical simulations [9] (where although the full control of errors is impossible, one argues that the average results are statistically meaningful) exhibit sub-diffusion, with the width of the wave packet growing in time as  $t^\sigma$  with  $\sigma \approx 1/6$ . On the other hand, recently it was argued that eventually the spreading should stop and the dynamics is eventually almost-periodic on a kind of KAM torus [10]. Rigorous studies [11] lead to the conjecture that in the strong disorder limit the spreading is at most logarithmic in time, excluding sub-diffusion as the asymptotic behavior. Non-rigorous results based on perturbation theory extend this conjecture beyond the regime of strong disorder with the help of a bound on the remainder term of the perturbation series [12], but the times available here at orders

calculated so far turned out to be short compared with numerical calculations where sub-diffusion was found. A major difficulty in the exploration of this problem is that we do not know how far in space and time one should go so that the result can be considered *asymptotic*. One reason this problem is complicated is the fact that during the spreading the effective number of degrees of freedom increases enhancing chaos, but their amplitude decreases suppressing chaos. This motivated the present work which is designed to decide which of these competing effects wins. To address this issue we develop here a scaling theory of weak chaos in disordered nonlinear lattices, expecting it will be useful for extending results beyond our computational ability. Scaling approaches proved to be extremely powerful in equilibrium and nonequilibrium statistical physics [13], and have been also very successful in understanding Anderson localization [14]. In this letter a scaling theory for the probability distribution to observe chaos or regularity, based on the computation of the largest Lyapunov exponent is developed and tested for relatively small systems which are within our numerical power. Such a theory is expected to have predictive power when extended to infinite size.

We study a nonlinear disordered medium described by the Discrete Anderson Nonlinear Schrödinger Equation (DANSE) model for a complex field  $\psi_n(t)$ :

$$i \frac{d\psi_n}{dt} = \epsilon_n \psi_n + J(\psi_{n+1} + \psi_{n-1}) + |\psi_n|^2 \psi_n. \quad (1)$$

The hopping is  $J = (1 + W)^{-1}$  while  $\epsilon_n$  are independent identically uniformly distributed in  $(-JW, JW)$ . With this rescaling the eigenvalues  $E$  of the linear part satisfy  $|E| \leq 1 + (1 + W)^{-1}$ . Hence for strong disorder (large  $W$ , that is the focus of our present work), the energies of the corresponding linear equation are practically in the interval  $(-1, 1)$ . Measuring the length scale of the eigenstates of the linear problem  $\mu$  by the inverse participation number  $\mu^{-1} = \sum_k |\Psi_k|^4$ , we find that  $\mu \approx 1 + W^{-1}$  for large  $W$ . By scaling the amplitude of the field we set the coefficient of the nonlinear term in (1) to one. We consider

DANSE model on a lattice (ring) of length  $L$ , with periodic boundary conditions. While DANSE model has two integrals of motion, the norm of the field  $N = \sum_n |\psi_n|^2$  and the total energy, only the norm is important here; and in our treatment we do not control the energy which is always chosen to be close to zero (center of the band of the corresponding linear system).

Our goal in this letter is to study properties of the dynamics as a function of all relevant parameters: disorder  $W$ , norm  $N$ , and lattice length  $L$ . Equivalently, we introduce the density  $\rho = N/L$  and consider the dependence on two intensive parameters  $W$  and  $\rho$  and on the extensive parameter  $L$ .

We characterize the dynamics by means of the largest Lyapunov exponent. For a particular realization of disorder  $\{\epsilon_n\}$ , we followed a dynamical solution of Eq. (1) starting with a *uniform initial field*, and for this trajectory calculated the largest Lyapunov exponent  $\lambda$  by a standard method. This calculation was repeated for a large number of realizations of disorder, and the parameters above. As a result, we can construct a distribution of largest Lyapunov exponents over the realizations of disorder, for given macroscopic parameters  $W, \rho, L$ . Several examples of these distributions are presented in Fig. 1. We can see here that for very small densities  $\rho$ , where the nonlinearity in DANSE is very small, all the Lyapunov exponents are small and close to  $\approx 10^{-6}$ . For a regular dynamics the largest Lyapunov exponent should be exactly zero, but numerically, with a finite integrating time ( $T_{max} = 10^6$  in our numerical simulation; control runs with  $T_{max} = 10^7$  showed no significant difference) such a small value essentially indicates regular (quasiperiodic) dynamics of the field. Contrary to this, for large densities we observe Lyapunov exponents in the range  $0.01 - 0.1$ , what indicates for chaotic dynamics. For intermediate densities we see that for some realizations of disorder the dynamics is regular ( $\lambda \approx 10^{-6}$ ), while for other realizations much larger exponents are observed indicating weak chaos. As we want to perform a statistical analysis rather than going into details of particular dynamics for particular realizations of disorder, we adopt the following operational definition to distinguish between regularity and chaos: we attribute all runs with  $\lambda < 5 \cdot 10^{-6}$  as regular ones, and all runs with  $\lambda > 5 \cdot 10^{-6}$  as chaotic ones. In this way we define the quantity of our main interest in this letter, a probability to observe regular dynamics  $P$ .

As explained above, we have determined the probability of regular dynamics  $P(\rho, W, L)$  as a function of parameters of the model. Typical profiles of  $P$  for fixed disorder  $W$  and different values of  $\rho$  and  $L$  are depicted in Fig. 2. One can see a typical sigmoidal function with limits  $P \rightarrow 1$  for  $\rho \rightarrow 0$  and  $P \rightarrow 0$  for  $\rho \rightarrow \infty$ .

We first concentrate on the dependence on the extensive parameter  $L$ . As one can see from Fig. 2, for the fixed  $W$  and  $\rho$ , the probability to observe regularity decreases with the length  $L$ . This behavior can be under-

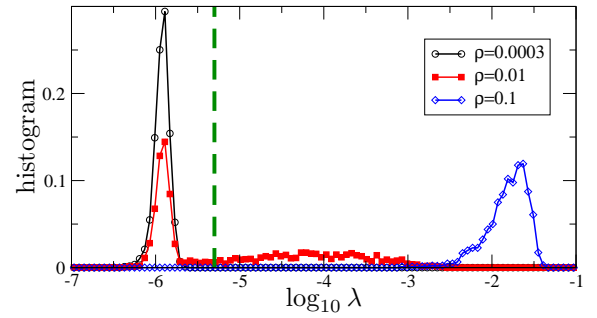


FIG. 1. Distributions of the largest Lyapunov exponent for  $L = 16$  and  $W = 10$ , and three values of the field density. For  $\rho = 0.0003$  all the realizations are regular, for  $\rho = 0.1$  all are chaotic, but for  $\rho = 0.01$  a part of realizations are chaotic. Vertical dashed line indicates the border  $\lambda = 5 \cdot 10^{-6}$ .

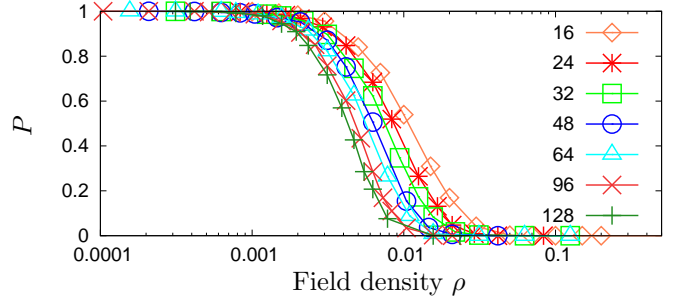


FIG. 2. The values of  $P(\rho, W, L)$  for  $W = 10$  and different  $L$ , as functions of  $\rho$ . For the same density  $\rho$  the probability to observe regularity decreases with  $L$ .

stood as follows. Suppose we fix  $W, \rho$  and consider a lattice of large length  $L$ . Let us divide this lattice into (still large) subsystems of lengths  $L_0$ . How the probability to observe regularity on the large lattice  $P(\rho, W, L)$  is related to the corresponding probabilities for smaller lattices  $P(\rho, W, L_0)$ ? It is reasonable to assume that to observe regularity in the whole lattice we need to have

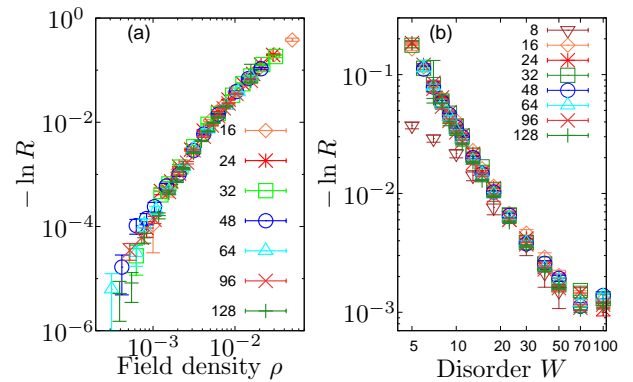


FIG. 3. Rescaled according to (3) probabilities to observe regular behavior, for different lattice sizes. (a): fixed disorder  $W = 10$ , dependence on density (the same data as in Fig. 2); (b): fixed density  $\rho = 0.01$ , dependence on the disorder.

all the subsystems regular, because any one chaotic subsystem will destroy regularity. This immediately leads us to the relation

$$P(\rho, W, L) = [P(\rho, W, L_0)]^{L/L_0}. \quad (2)$$

Equation (2) implicitly assumes that chaos appears not due to an interaction between the subsystems, but in each subsystem (of length  $L_0$ ) separately. This appears reasonable if the interaction between the subsystems is small, i.e. if their lengths are large compared to the length scale associated with localization in the linear problem:  $L_0 \gg \mu$ . On these scales the various subsystems are statistically independent. This is the content of (2). It motivates the definition of the  $L$ -independent quantity:

$$R(\rho, W) = [P(\rho, W, L)]^{1/L}. \quad (3)$$

We check the scaling relation (2,3) in Figs. 3 and see that the data for lattices of sizes  $16 < L < 128$  collapse, so that  $R$  is independent of  $L$ . Remarkably, a short lattice with  $L = 8$  obeys the scaling for large disorders but deviates significantly for small disorders  $W \lesssim 10$ ; this corresponds to the expected validity condition that  $L$  should be larger than  $\mu$  (the spatial size of eigenfunctions).

The scaling relation (2) describes dependence on the extensive parameter  $L$  (and will allow us to extrapolate results to long lattices beyond our numerical resources), so we can concentrate on considering dependencies on intensive parameters  $W$  and  $\rho$ . Therefore below we fix  $L = L_0 = 16$  and study the scaling properties of  $P_0(\rho, W) = P(\rho, W, L_0)$ . As this quantity is roughly a sigmoidal function of  $\rho$  (see Fig. 4a), it is convenient to perform a transformation to a new quantity  $Q(\rho, W)$  as  $Q = \frac{P_0}{1-P_0}$ . In this representation

$$P_0 = \frac{Q(\rho, W)}{1 + Q(\rho, W)} = \frac{1}{1 + Q^{-1}(\rho, W)} \quad (4)$$

so that the asymptotic behaviors  $P_0 \rightarrow 1$  as  $Q \rightarrow \infty$  and  $P_0 \rightarrow 0$  as  $Q \rightarrow 0$  can be easily visualized as in Fig. 4b.

The next crucial observation is that the function  $Q(\rho, W)$  is not an arbitrary function of  $\rho$  and  $W$ , but it can be written in a scaling form

$$Q = \frac{1}{W^\alpha} q\left(\frac{\rho}{W^\beta}\right) \quad (5)$$

where  $q(x)$  is as usual a singular function at its limits  $q(x) \sim c_1 x^{-\zeta}$  for small  $x$ , while  $q(x) \sim c_2 x^{-\eta}$  for large  $x$ . These are found from the straight lines in Fig. 5. The data of Fig. 4 collapses to one curve as shown in Fig. 5. This is the numerical justification for (5). It also provides the values of the exponents  $\alpha = \beta = 1.75$ ,  $\zeta \approx 9/4 = 2.25$ ,  $\eta \approx 5.2$ ,  $c_1 \approx 2.5 \cdot 10^{-7}$  and  $c_2 \approx 1.8 \cdot 10^{-18}$ .

The existence of the scaling function enables us to analyze the behavior at various limits. Most interesting is

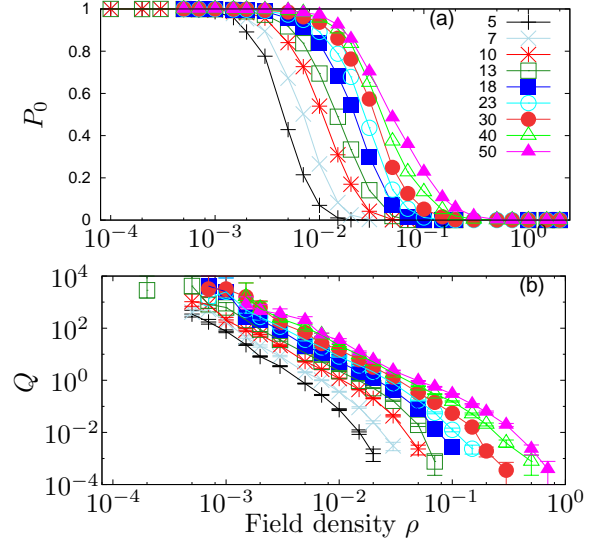


FIG. 4. Profiles of  $P_0(\rho, W)$  vs  $\rho$  for different values of  $W$  (a) and the same data in terms of  $Q(\rho, W)$  (b).

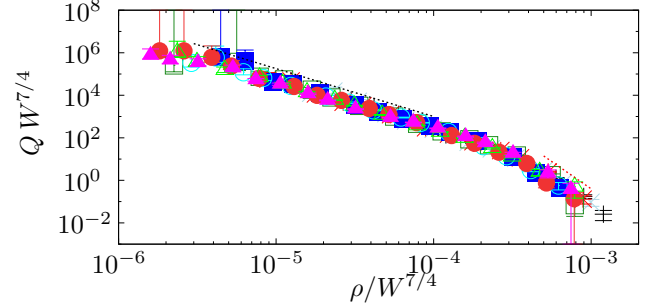


FIG. 5. (Color online) The same data as in Fig. 4 but in scaled coordinates. The black dashed and red dotted lines, showing asymptotics for small and large arguments of  $q$ , have slopes  $\zeta = 9/4$  and  $\eta = 5.2$ .

the limit of small densities where  $Q$  is large (see Fig. 5) and probability of regular behavior is close to one; correspondingly, the probability  $P_{ch}$  to observe chaos is small. Using the general relation following from (2,4,5)

$$P(\rho, W, L) = \left[1 + W^\alpha q^{-1}\left(\frac{\rho}{W^\alpha}\right)\right]^{-\frac{L}{L_0}}$$

we obtain

$$P_{ch} \approx -\log P = LL_0^{-1} W^\alpha q^{-1}\left(\frac{\rho}{W^\alpha}\right)$$

Using the asymptotics  $q(x) \sim c_1 x^{-\zeta}$  we get[15]

$$P_{ch} \approx LL_0^{-1} W^{\alpha(1-\zeta)} \rho^\zeta c_1^{-1} \quad (6)$$

Now let us assume that we consider the states with the same fixed norm  $N$  on lattices of different length  $L$ . Then  $\rho = N/L$  and from Eq. (6) it follows

$$P_{ch} \approx \frac{L^{1-\zeta} N^\zeta W^{\alpha(1-\zeta)}}{c_1 L_0} = \frac{L^{-5/4} N^{9/4}}{c_1 L_0 W^{35/16}} \quad (7)$$

This quantity, as expected, grows with the norm  $N$  and decreases with the disorder  $W$ . We see that because  $\zeta > 1$ , probability to observe chaos in large lattices at fixed norm tends to zero. This result may have implications for the problem of spreading of an initially local wave packet in large lattices. In this setup the norm of the field is conserved, and the effective density decreases in course of the spreading. If one assumes that the dynamics follows the scaling above (although we established it for a special setup of lattices of finite lengths with periodic boundary conditions), and if one assumes that chaos is essential for spreading, then one concludes that the spreading should eventually stop as the probability to observe chaos eventually vanishes. To estimate, according to arguments above, at which length we can expect the spreading to stop, we have to start with large densities (where the probability to observe regular dynamics is negligible) and to estimate, at what lattice size  $L_{max}$  chaos extincts. Assume that this happens when the probability to observe chaos reaches some small level  $D$ . Substituting  $P_{ch} \approx D$  in Eq. (7), we obtain for the following estimate for  $L_{max}$ :

$$L_{max} = N^{\frac{\zeta}{\zeta-1}} W^{-\alpha} (DL_0 c_1)^{\frac{1}{1-\zeta}}$$

Assuming  $DL_0 \approx 1$  and substituting the constants found, we obtain

$$L_{max}(N, W) \approx 2 \cdot 10^5 \cdot N^{9/5} W^{-7/4} \quad (8)$$

This is our estimation for the maximal spreading of a wave packet of norm  $N$  in a lattice with disorder  $W$ . Taking values typical for the numerical experiments [9], namely  $N = 1$ ,  $1 \leq W \leq 10$ , we obtain from (8)  $L_{max}$  in the range from  $3 \cdot 10^4$  to  $2 \cdot 10^5$ . This explains, why in the numerical experiments, where typically values  $L \approx 100$  are achieved, no saturation of the power law spreading is observed.

In conclusion, we established a full scaling theory for the probability to observe chaos in disordered nonlinear Schrödinger lattice: the scaling with the extensive parameter – lattice length – is given by (3), while the scaling dependence on intensive parameters (disorder and density) is given by Eq. (5). The found scaling indices indicate, that for long lattices with the same norm chaos extincts and regularity prevails. Furthermore, we use the system presented here as a model for the chaotic region of high density typically observed at the initial stage of evolution in all numerical experiments [9]. In this context the scaling with the length allows us to estimate the maximal length that could be reached by spreading from initially local chaotic wave packet. Remarkably, the scaling relations established include large/small constants, what explains previous observations of energy spreading over extremely large time scales. Nevertheless, by apply-

ing the scaling we were able to estimate the final stages of evolution from the studies of relatively small lattices.

AP thanks Lewiner Institute for Theoretical Physics (Technion) for hospitality. This work was partly supported by the Israel Science Foundation (ISF), by the US-Israel Binational Science Foundation (BSF), by the Minerva Center of Nonlinear Physics of Complex Systems, by the Shlomo Kaplansky academic chair. We thank S. Aubry, D. Shepelyansky, B. Shapiro, A. Iomin, M. Mulansky, and Y. Krivolapov for useful discussions.

- 
- [1] C. Sulem and P.-L. Sulem, *The Nonlinear Schrödinger Equation* (Springer, NY, 1999).
  - [2] F. Dalfovo, S. Giorgini, L. P. Pitaevskii, and S. Stringari, Rev. Mod. Phys. **71**, 463 (Apr 1999); L. Pitaevskii and S. Stringari, *Bose-Einstein Condensation* (Oxford University Press, Oxford, 2003).
  - [3] L. Berge, Physics Reports **303**, 260 (1998).
  - [4] B. Kramer and A. MacKinnon, Rep. Prog. Phys. **56**, 1469 (1993); P. Sheng, *Introduction to Wave Scattering, Localization and Mesoscopic Phenomena* (Springer, Berlin, 2006).
  - [5] P. W. Anderson, Phys. Rev. **109**, 1492 (1958).
  - [6] T. Schulte, S. Drenkelforth, J. Kruse, W. Ertmer, J. Arlt, K. Sacha, J. Zakrzewski, and M. Lewenstein, Phys. Rev. Lett. **95**, 170411 (2005); C. Fort, L. Fallani, V. Guarrera, J. E. Lye, M. Modugno, D. S. Wiersma, and M. Inguscio, *ibid.* **95**, 170410 (2005); J. Billy and *et al*, Nature **453**, 891 (2008).
  - [7] T. Schwartz, G. Bartal, S. Fishman, and M. Segev, Nature **446**, 52 (2007).
  - [8] Y. Lahini, A. Avidan, F. Pozzi, M. Sorel, R. Morandotti, D. N. Christodoulides, and Y. Silberberg, Phys. Rev. Lett. **100**, 013906 (2008).
  - [9] A. S. Pikovsky and D. L. Shepelyansky, Phys. Rev. Lett. **100**, 094101 (2008); S. Flach, D. O. Krimer, and C. Skokos, *ibid.* **102**, 024101 (2009); T. V. Lapyeva, J. D. Bodyfelt, D. O. Krimer, Ch. Skokos, and S. Flach, Europhys. Lett. **91**, 30001 (2010); M. Mulansky and A. Pikovsky, Europhys. Lett. **90**, 10015 (2010).
  - [10] M. Johansson, G. Kopidakis, and S. Aubry, “KAM tori in 1D random discrete nonlinear Schrödinger model?.” arXiv:1007.1912v1 [nlin.PS] (2010).
  - [11] W.-M. Wang and Z. Zhang, J. Stat. Phys. **134**, 953 (2009).
  - [12] Y. Krivolapov, S. Fishman, and A. Soffer, New J. Phys. **12**, 063035 (2010).
  - [13] *Scaling and Renormalization in Statistical Physics*, edited by J. L. Cardy (Cambridge University Press, Cambridge, 1996); A.-L. Barabási and H. E. Stanley, *Fractal Concepts in Surface Growth* (Cambridge University Press, Cambridge, 1995).
  - [14] E. Abrahams, P. W. Anderson, D. C. Licciardello, and T. V. Ramakrishnan, Phys. Rev. Lett. **42**, 673 (1979); L. I. Deych, A. A. Lisyansky, and B. L. Altshuler, *ibid.* **84**, 2678 (2000); F. Evers and A. D. Mirlin, Rev. Mod. Phys. **80**, 1355 (2008).
  - [15] Related estimates have been discussed by D. Basko, arXiv:1005.5033v1 [cond-mat.dis-nn] (2010).