

Double-dimer pairings and skew Young diagrams

Richard W. Kenyon
Brown University
Providence, RI 02912, USA

David B. Wilson
Microsoft Research
Redmond, WA 98052, USA

Submitted: July 12, 2010; Accepted: June 1, 2011; Published: June 14, 2011
2010 Mathematics Subject Classification: 05A19, 60C05, 82B20, 05C05, 05C50

Abstract

We study the number of tilings of skew Young diagrams by ribbon tiles shaped like Dyck paths, in which the tiles are “vertically decreasing”. We use these quantities to compute pairing probabilities in the double-dimer model: Given a planar bipartite graph G with special vertices, called nodes, on the outer face, the double-dimer model is formed by the superposition of a uniformly random dimer configuration (perfect matching) of G together with a random dimer configuration of the graph formed from G by deleting the nodes. The double-dimer configuration consists of loops, doubled edges, and chains that start and end at the boundary nodes. We are interested in how the chains connect the nodes. An interesting special case is when the graph is $\varepsilon(\mathbb{Z} \times \mathbb{N})$ and the nodes are at evenly spaced locations on the boundary \mathbb{R} as the grid spacing $\varepsilon \rightarrow 0$.

1 Introduction

Among the combinatorial objects counted by Catalan numbers $C_n = (2n)!/(n!(n+1)!)$ are balanced parentheses expressions (BPEs), Dyck paths, and noncrossing pairings (see [Sta99, exercise 6.19]). A word of length $2n$ in the symbols “(” and “)” is said to be a **balanced parentheses expression** if it can be reduced to the empty word by successively removing subwords “()”. Equivalently, there are n (’s and n)’s and the number of (’s minus the number of)’s in any initial segment is nonnegative (see [Sta99, ex. 6.19(r)]). A **Dyck path** of length $2n$ is a map $h : \{0, 1, 2, \dots, 2n\} \rightarrow \{0, 1, \dots\}$ with $h(0) = h(2n) = 0$ and $|h(i+1) - h(i)| = 1$. There is a bijection between Dyck paths and BPEs defined by letting $h(i)$ be the number of (’s minus the number of)’s in the prefix of length i (see [Sta99, ex. 6.19(i)]). Dyck paths h are also in bijective correspondence with **noncrossing pairings** π , that is, pairings of points $\{1, 2, \dots, 2n\}$ arranged counter-clockwise on a circle, in which no two matched pairs cross. The bijection is defined as

Key words and phrases. Skew Young diagram, double-dimer model, grove, spanning tree.

follows: the location of each up step is paired with the first location at which the path returns to its previous height before the up step (see [Sta99, ex. 6.19(n)]).

These sets are also in bijection with “confining” subsets $S \subseteq \{1, \dots, 2n\}$: a subset S is **confining** if it has the same number of odd and even elements, and for any $i \in S^c = \{1, \dots, 2n\} \setminus S$, the set S contains strictly more odds less than i than evens less than i . (Confining sets are relevant to the double-dimer model, as discussed in the next section, and there the reason for this name will become clear.) The bijection is as follows: odd elements in S and even elements in S^c are replaced by (; even elements in S and odd elements in S^c are replaced by). The argument is left to the reader.

For any Dyck path h , let $S_h \subseteq \{1, \dots, 2n\}$ be its associated confining subset and let π_h be its associated planar pairing.

For example, when $n = 3$, these bijections between the confining sets S , BPEs, Dyck paths h , and planar pairings π are summarized in the following table. The pairs in the pairing π correspond to the horizontal **chords** underneath the Dyck path which connect each up step with its corresponding down step (shown in the diagrams). The table is arranged so that the Dyck paths h are in lexicographic order (equivalently the BPE’s are in lexicographic order).

confining set S	BPE P	Dyck path h	pairing π	diagram
$\{1, 2, 3, 4, 5, 6\}$	$() () ()$	$0, 1, 0, 1, 0, 1, 0$	$\begin{array}{c c c} 1 & 3 & 5 \\ 2 & 4 & 6 \end{array}$	
$\{1, 2, 3, 6\}$	$() (())$	$0, 1, 0, 1, 2, 1, 0$	$\begin{array}{c c c} 1 & 3 & 5 \\ 2 & 6 & 4 \end{array}$	
$\{1, 4, 5, 6\}$	$(()) ()$	$0, 1, 2, 1, 0, 1, 0$	$\begin{array}{c c c} 1 & 3 & 5 \\ 4 & 2 & 6 \end{array}$	
$\{1, 6\}$	$((()))$	$0, 1, 2, 1, 2, 1, 0$	$\begin{array}{c c c} 1 & 3 & 5 \\ 6 & 2 & 4 \end{array}$	
$\{1, 3, 4, 6\}$	$((()))$	$0, 1, 2, 3, 2, 1, 0$	$\begin{array}{c c c} 1 & 3 & 5 \\ 6 & 4 & 2 \end{array}$	

We define a binary relation $\stackrel{\Omega}{\leftarrow}$ on BPEs (and therefore on Dyck paths, etc.) as follows. We say $P_1 \stackrel{\Omega}{\leftarrow} P_2$ if P_1 can be obtained from P_2 by taking some of the matched pairs of parentheses of P_2 , and reversing each of them. For example $() () \stackrel{\Omega}{\leftarrow} (())$ by reversing the central pair of matched parentheses. However $() (()) \not\stackrel{\Omega}{\leftarrow} ((()))$. The relation $\stackrel{\Omega}{\leftarrow}$ is acyclic and reflexive, and its transitive closure is the well-known partial order \preceq on Dyck paths, where $h_1 \preceq h_2$ if $h_1(i) \leq h_2(i)$ for all i . The lexicographic order used in the above table is a linear extension of the partial order \preceq .

The following lemma helps motivate the binary relation $\stackrel{\Omega}{\leftarrow}$, and we will use it in § 2 when we study the double-dimer model.

Lemma 1.1. *Let P_1, P_2 be BPEs of equal length, S_1 the confining subset associated to P_1 and π_2 the pairing associated to P_2 . Then $P_1 \stackrel{\Omega}{\leftarrow} P_2$ if and only if π_2 has no connection from S_1 to S_1^c .*

Proof. Suppose we reverse pairs p_1, \dots, p_k of P_2 to make P_1 . Each pair p_i is a pair of π_2 . If $p_i = \{a, b\}$, then a and b have opposite parity. At one of these locations h_2 made an up

step, and at the other h_2 made a down step, so either $a, b \in S_2$ or else $a, b \notin S_2$. Reversing this pair, we have $a, b \notin S_1$ or $a, b \in S_1$, so the pairs p_1, \dots, p_k of π_2 do not match S_1 to S_1^c . For any pair $\{a, b\}$ of π_2 that is not reversed, either $a, b \in S_2$ or else $a, b \notin S_2$, in which case $a, b \in S_1$ or else $a, b \notin S_1$, so these pairs do not match S_1 to S_1^c either.

Conversely, suppose π_2 has no connections from S_1 to S_1^c . Consider a pair $\{a, b\}$ of π_2 where $a < b$ (so a and b have opposite parity and a is an up step of h_2 and b is a down step of h_2). If a is an up step of h_1 , then since $\{a, b\}$ does not connect S_1 to S_1^c , it must be that b is a down step of h_1 . Likewise, if a is a down step of h_1 , then b is an up step of h_1 . Thus if we reverse the parentheses in BPE P_2 for all such pairs $\{a, b\}$ for which a is a down step in h_1 , then the result is P_1 . \square

1.1 The incidence matrix M and its inverse M^{-1}

Associated to the binary relation \prec^{Ω} is its “incidence” matrix M , with $M_{P_1, P_2} = \delta_{\{P_1 \prec^{\Omega} P_2\}}$. It is convenient to order the rows and columns according the lexicographic order on BPEs. Since this order is a linear extension of \preceq , which in turn is the transitive closure of \prec^{Ω} , the matrix M will be upper triangular when written in this way. For example, when $n = 3$, M is

		1 3 5 2 4 6	1 3 5 2 6 4	1 3 5 4 2 6	1 3 5 6 2 4	1 3 5 6 4 2
		()()()	()()()	()()()	()()()	()()())
{1, 2, 3, 4, 5, 6}	()()()	1	1	1	1	1
{1, 2, 3, 6}	()()())	0	1	0	1	0
{1, 4, 5, 6}	()())()	0	0	1	1	0
{1, 6}	()()())	0	0	0	1	1
{1, 3, 4, 6}	(((())	0	0	0	0	1

In addition to labeling the rows and columns of M by the BPEs, we have also labeled the rows of M according the corresponding confining subsets, and the columns by the corresponding noncrossing pairings, since this is how we shall use the matrices in § 2.

Since the matrix M is upper triangular with 1’s on the diagonal, it is invertible and M^{-1} is upper triangular with integer entries. The matrix M^{-1} is analogous to the Möbius function of a partial order, except that the binary relation associated with M is not

transitive. For $n = 3$, M^{-1} is

			○○○	{1, 2, 3, 4, 5, 6}				
			○(○)	{1, 2, 3, 6}				
			(○)○	{1, 4, 5, 6}				
			(○)(○)	{1, 6}				
			((○))	{1, 3, 4, 6}				
$\frac{1}{2} \left \begin{array}{c c} 3 & 5 \\ 4 & 6 \end{array} \right $	(○)(○)	1	-1	-1	1	-2		
$\frac{1}{2} \left \begin{array}{c c} 3 & 5 \\ 6 & 4 \end{array} \right $	(○)(○)	0	1	0	-1	1		
$\frac{1}{4} \left \begin{array}{c c} 3 & 5 \\ 2 & 6 \end{array} \right $	(○)(○)	0	0	1	-1	1		
$\frac{1}{6} \left \begin{array}{c c} 3 & 5 \\ 2 & 4 \end{array} \right $	(○)(○)	0	0	0	1	-1		
$\frac{1}{6} \left \begin{array}{c c} 3 & 5 \\ 4 & 2 \end{array} \right $	((○))	0	0	0	0	1		

1.2 Skew Young diagrams

We may associate with each Dyck path an integer partition, or equivalently, a Young diagram, which is given by the set of boxes which may be placed above the Dyck path. Dyck paths of different lengths may be associated to the same Young diagram, but distinct Dyck paths of the same length will be associated to distinct Young diagrams.

The matrices M and M^{-1} can be interpreted as being indexed by pairs of Dyck paths, which in turn correspond to pairs of Young diagrams. If $M_{\lambda, \mu}$ is non-zero, then μ is larger than λ as a path, or equivalently μ is smaller than λ as a partition ($\mu \subseteq \lambda$). Likewise, since M^{-1} is also upper triangular, if $M_{\lambda, \mu}^{-1}$ is nonzero then $\mu \subseteq \lambda$. Each matrix entry can be associated with the skew Young diagram λ/μ . Different matrix entries can correspond to the same skew Young diagram, but as the next two (easy) lemmas show, when this happens, the matrix entries are equal.

Lemma 1.2. *Suppose that $\mu_1 \subseteq \lambda_1$ and $\mu_2 \subseteq \lambda_2$, and the skew shapes λ_1/μ_1 and λ_2/μ_2 are equivalent in the sense that λ_1/μ_1 may be translated to obtain λ_2/μ_2 . Then $M_{\lambda_1, \mu_1} = M_{\lambda_2, \mu_2}$.*

Proof. Suppose $M_{\lambda_1, \mu_1} = 1$. Then λ_1 may be obtained from μ_1 by “pushing down” on some of μ_1 ’s chords. Each such chord of μ_1 must lie within a connected component of the skew shape λ_1/μ_1 . The result is now easy. \square

Therefore we may define $M_{\lambda/\mu}$ to be $M_{\lambda, \mu}$.

Lemma 1.3. *$M_{\lambda, \mu}^{-1}$ is determined by the translation equivalence class of the skew shape λ/μ .*

Proof. We prove this by induction on $|\lambda/\mu|$. We have

$$\sum_{\rho:\mu\subseteq\rho\subseteq\lambda} M_{\lambda/\rho}M_{\rho,\mu}^{-1} = \delta_{\mu,\lambda},$$

and isolating the $\rho = \lambda$ term,

$$M_{\lambda,\mu}^{-1} = \delta_{\mu,\lambda} - \sum_{\rho:\mu\subseteq\rho\subsetneq\lambda} M_{\lambda/\rho}M_{\rho,\mu}^{-1},$$

which only depends on λ/μ . □

Thus the expression $M_{\lambda/\mu}^{-1}$ is well-defined. We give in Figure 1 $M_{\lambda/\mu}^{-1}$ for the first few connected skew shapes. The next lemma shows that for disconnected λ/μ , $M_{\lambda/\mu}^{-1}$ is a product of the M^{-1} 's for the connected components of λ/μ .

Lemma 1.4. *Suppose $\mu \subseteq \lambda$ and λ/μ has k connected components $\lambda_1/\mu_1, \dots, \lambda_k/\mu_k$. Then $M_{\lambda/\mu} = M_{\lambda_1/\mu_1} \times \dots \times M_{\lambda_k/\mu_k}$ and $M_{\lambda/\mu}^{-1} = M_{\lambda_1/\mu_1}^{-1} \times \dots \times M_{\lambda_k/\mu_k}^{-1}$.*

Proof. If we can reverse parentheses in μ 's BPE to obtain λ 's BPE, then in the Dyck path representation, the chords connecting the Dyck path steps corresponding to the parentheses to be reversed will lie within the region λ/μ . The multiplicative property for $M_{\lambda/\mu}$ follows. For $M_{\lambda/\mu}^{-1}$, the multiplicative property follows from induction and the following equation

$$\sum_{\substack{\rho_1:\mu_1\subseteq\rho_1\subseteq\lambda_1 \\ \vdots \\ \rho_k:\mu_k\subseteq\rho_k\subseteq\lambda_k}} \underbrace{M_{\lambda_1/\rho_1} \cdots M_{\lambda_k/\rho_k}}_{M_{\lambda/\rho}} M_{\rho_1/\mu_1}^{-1} \cdots M_{\rho_k/\mu_k}^{-1} = \delta_{\mu_1,\lambda_1} \cdots \delta_{\mu_k,\lambda_k} = \delta_{\mu,\lambda}. \quad \square$$

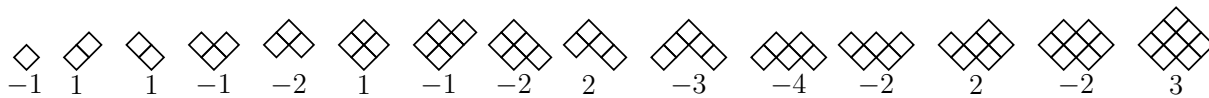


Figure 1: The values of $M_{\lambda/\mu}^{-1}$ for the first few skew shapes λ/μ .

The following theorem gives a formula for $M_{\lambda/\mu}^{-1}$. The sign is given by the parity of the area of the skew shape. The absolute value is the number of certain tilings, as indicated in Figures 2 and 3: Each tile is essentially an expanded version of a Dyck path, where each point in a Dyck path is replaced with a box, so we call it a **Dyck tile**. Dyck tiles are ribbon tiles in which the start box and end box are at the same height, and no box within the tile is below them. A tiling of the skew Young diagram by Dyck tiles is a **Dyck tiling**. We say that one Dyck tile covers another Dyck tile if the first tile has at least one box whose center lies straight above the center of a box in the second tile. We say that a Dyck tiling is **cover-inclusive** if for each pair of its tiles, if the first tile covers the second tile, then the horizontal extent of the first tile is included as a subset within the horizontal extent of the second tile. We shall prove the following theorem:




Figure 2: Cover-inclusive Dyck tilings of the first few skew shapes.




Figure 3: Cover-inclusive Dyck tilings of a larger skew shape.

Theorem 1.5. $M_{\lambda/\mu}^{-1} = (-1)^{|\lambda/\mu|} \times |\{\text{cover-inclusive Dyck tilings of } \lambda/\mu\}|$.

To prove this, we start with a recursive formula for computing $M_{\lambda/\mu}^{-1}$. Using the fact $M^{-1}M = I$, we get

$$\sum_{\rho} M_{\lambda,\rho}^{-1} M_{\rho,\mu} = \delta_{\mu,\lambda}$$

$$\sum_{\rho:\mu\subseteq\rho\subseteq\lambda} M_{\lambda/\rho}^{-1} M_{\rho/\mu} = \delta_{\mu,\lambda}.$$

Let us consider the chords of μ that start and end within the region of the skew shape λ/μ . Rather than summing over all ρ 's for which $\mu \subseteq \rho \subseteq \lambda$, because of the $M_{\rho/\mu}$ factor, we can instead sum over all ρ 's which may be obtained from μ by pushing down on some of the chords which start and end within the region of λ/μ .

$$\sum_{\rho\subseteq\lambda:\rho\text{ obtained by pushing down chords of } \mu} M_{\lambda/\rho}^{-1} = \delta_{\mu,\lambda}. \tag{1}$$

This is the ‘‘downward recurrence’’. We get a different recurrence, the ‘‘upward recurrence’’ from $MM^{-1} = I$:

$$\sum_{\rho} M_{\lambda,\rho} M_{\rho,\mu}^{-1} = \delta_{\mu,\lambda}$$

$$\sum_{\rho\supseteq\mu:\lambda\text{ obtained by pushing down chords of } \rho} M_{\rho/\mu}^{-1} = \delta_{\mu,\lambda}. \tag{2}$$

Let us rewrite the downward recurrence for $\lambda/\mu \neq \emptyset$:

$$M_{\lambda/\mu}^{-1} = \sum_{\text{nonempty sets } S \text{ of chords of } \mu} -M_{\lambda/(\mu \text{ with } S \text{ pushed down})}^{-1}. \tag{3}$$

Rather than restrict to sets of chords of μ that can be pushed down to obtain a path ρ above λ , it is convenient to sum over all possible (nonempty) sets of chords, with the understanding that $M_{\lambda/\rho}^{-1} = 0$ if $\rho \not\subseteq \lambda$.

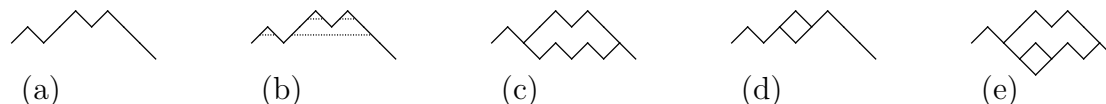


Figure 4: Illustration of pushing chords down and the resulting Dyck tiles: (a) an example upper boundary of a skew shape λ/μ (the upper boundary need not be a Dyck path, but can be extended to a Dyck path), (b) the chords of this upper boundary, corresponding to pairs of parentheses that can be reversed, (c) the boundary together with the result of pushing down the long chord, (d) the upper boundary together with the result of pushing down the middle short chord, (e) if multiple chords are pushed down, the outermost chords are pushed down first. Pushing down chords is equivalent to laying down Dyck tiles along the upper boundary.

Every time we push a chord of μ , we can interpret that as laying down a Dyck tile along the upper boundary (adjacent to μ) of the skew shape λ/μ (see Figure 4). If multiple chords are pushed, then multiple Dyck tiles are laid down, where we follow the convention that longer chords are laid down first (so the shorter ones are below the longer ones). If we expand the recursive formula for $M_{\lambda/\mu}^{-1}$, then each term corresponds to a Dyck tiling of λ/μ . It is convenient to let each Dyck tile have weight -1 . Since each tile contains an odd number of boxes, the parity of the -1 factors in a tiling is just the parity of $|\lambda/\mu|$. We further rewrite the downward recurrence as

$$(-1)^{|\lambda/\mu|} M_{\lambda/\mu}^{-1} = \sum_{\substack{\text{nonempty sets } S \text{ of Dyck tiles} \\ \text{that can be placed along upper edge of } \mu}} (-1)^{1+|S|} [(-1)^{|\lambda/(\mu \downarrow S)|} M_{\lambda/(\mu \downarrow S)}^{-1}], \quad (4)$$

where $(\mu \downarrow S)$ denotes μ with S pushed down.

Let us define $f_{\lambda/\mu}$ to be the formal linear combination of Dyck tilings of the skew shape λ/μ defined recursively by

$$f_{\lambda/\mu} = \sum_{\substack{\text{nonempty sets } S \text{ of Dyck tiles} \\ \text{that can be placed along upper edge of } \mu}} (-1)^{1+|S|} \left(\begin{array}{l} \text{tiles of } S \text{ placed on top of } f_{\lambda/(\mu \downarrow S)}, \\ \text{with longer tiles higher up} \end{array} \right), \quad (5)$$

with the base cases $f_{\lambda/\mu} = 1$ if $\lambda/\mu = \emptyset$ and $f_{\lambda/\mu} = 0$ if $\mu \not\subseteq \lambda$. Comparing the recurrences (4) and (5), we see that if each Dyck tiling is replaced with 1, then $f_{\lambda/\mu}$ simplifies to $(-1)^{|\lambda/\mu|} M_{\lambda/\mu}^{-1}$. In view of this, we see that Theorem 1.5 is a corollary of Theorem 1.6:

Theorem 1.6. *With $f_{\lambda/\mu}$ defined in (5), $f_{\lambda/\mu}$ is in fact a linear combination of just the cover-inclusive Dyck tilings, with a coefficient of 1 for each such tiling:*

$$f_{\lambda/\mu} = \sum_{\text{cover-inclusive Dyck tilings } \mathcal{T} \text{ of } \lambda/\mu} \mathcal{T}.$$

(See Figure 5 for an example.)

To prove Theorem 1.6, we use the following two lemmas.

Lemma 1.7. *Any Dyck tiling of a skew Young diagram $\lambda/\mu \neq \emptyset$ contains a tile T along the upper boundary of λ/μ such that $(\lambda/\mu) \setminus T$ is a skew Young diagram.*

Proof. Let T_1 be the tile of the Dyck tiling which contains the left-most square along the upper boundary of λ/μ . Suppose tile T_n borders the upper boundary of λ/μ and has no tile above the upper-left edge of its leftmost square (e.g., T_1). Either $(\lambda/\mu) \setminus T_n$ is a skew Young diagram, or else we may define T_{n+1} to be the tile containing the leftmost square square that borders the upper boundary of T_n . Tile T_{n+1} borders the upper boundary of λ/μ , has no tile above the upper-left edge of its leftmost square, and its leftmost square is to the right of the leftmost square of T_n . Since there are finitely many tiles in the Dyck tiling, the lemma follows. \square

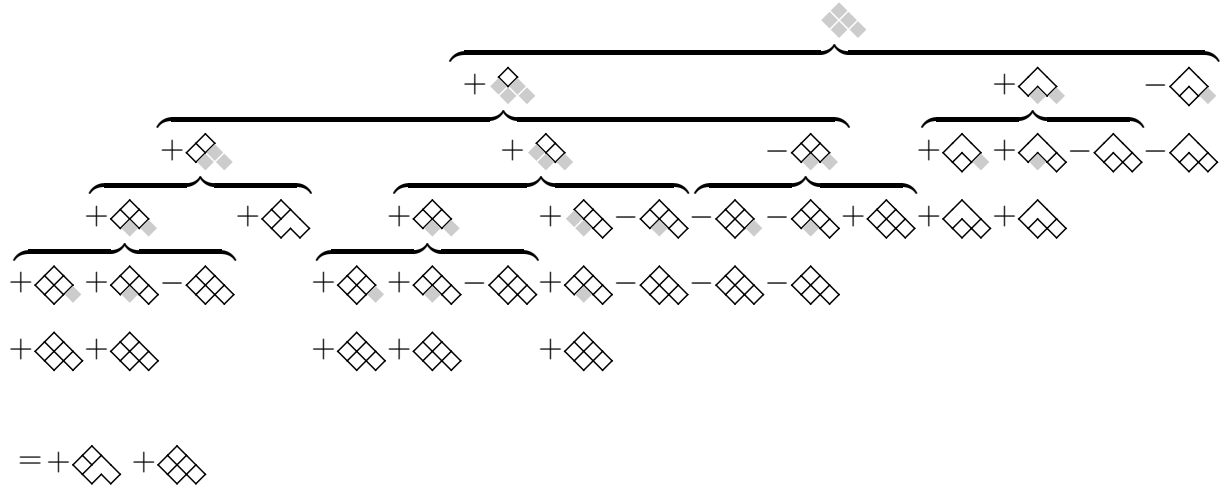


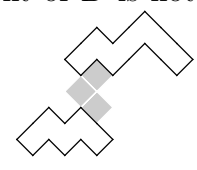
Figure 5: Example of using the recursive definition of $f_{\lambda/\mu}$. There is a lot of cancelation, and the result is the sum of cover-inclusive Dyck tilings.

Given a Dyck tiling of a skew Young diagram λ/μ with k tiles, define a valid labeling to be an assignment of the numbers $1, \dots, k$ to the tiles such that for each $j \leq k$, tiles $1, \dots, j$ form a skew Young diagram with tile j along its upper boundary. (By Lemma 1.7 such labelings exist.) Given two tiles T_1 and T_2 in the Dyck tiling, say that $T_1 \prec T_2$ if T_1 's label is smaller than T_2 's label in all such labelings. Then \prec is a partial order on the tiles of the Dyck tiling.

Lemma 1.8. *Suppose a Dyck tiling of a skew Young diagram λ/μ contains no pair of tiles T_1 and T_2 for which (1) T_2 is above T_1 (2) T_1 and T_2 have no tiles between them, and (3) the horizontal extent of T_1 is a proper subset of the extent of T_2 . Then the tiling is cover-inclusive.*

Proof. We prove the contrapositive. If a Dyck tiling is not cover inclusive, then there is a pair of tiles A and B , with B above A , for which the horizontal extent of B is not a subset of the extent of A . If the set of squares above A and below B (shown in gray in the figure) is nonempty, then let C be any tile containing a square between A and B . If the horizontal extent of B is not a subset of the extent of C , then we may consider instead the pair of tiles C and B , and if the extent of B is a subset of the extent of C , then we may consider instead the pair of tiles A and C . For this new pair of tiles, the extent of the upper tile is not a subset of the extent of the lower tile, and the interval with respect to the partial order \prec between the new pair of tiles is strictly smaller than the interval w.r.t. \prec between A and B . Thus by induction we may assume that tiles A and B have no squares between them.

If the extent of A is a (proper) subset of the extent of B , then we may take $T_1 = A$ and $T_2 = B$. Otherwise, exactly one of the endpoints of A lies within the extent of B ; suppose without loss of generality it is the left, and let L denote the leftmost box of A (shown in gray in the figure). Since B does not cover A , tile A contains



the box immediately up and right of L . Since A and B have no tiles between them, the box above L must be part of tile B . The right endpoint of tile B lies above A , and since B is a Dyck tile, the box to the immediate upper left of L cannot be part of tile B , say that it is part of tile D . This box is the right endpoint of tile D , and since D is a Dyck tile and B is a Dyck tile, the left endpoint of B is to the left of D 's left endpoint (otherwise tile D would have a square lower than its endpoints). Thus, the horizontal extent of D is a proper subset of the horizontal extent of B , so we take $T_1 = D$ and $T_2 = B$. \square

Proof of Theorem 1.6. We prove the theorem by induction on $|\lambda/\mu|$. We have equality when $\lambda/\mu = \emptyset$. Otherwise, there is some set S of possible Dyck tiles that may be placed along the upper boundary of λ/μ , which correspond to pushing a single chord of μ down. If distinct tiles $T_1, T_2 \in S$ overlap, then one tile is a subset of the other, say $T_1 \subseteq T_2$ (this is because two chords of μ cannot have interleaved endpoints).

Let us evaluate $f_{\lambda/\mu}$ restricted to tilings with T_2 at the top edge and T_1 directly under it. Either T_1 and T_2 are pushed down in the same step of the recurrence (5) or T_1 is pushed down after T_2 .

The subsets S for the first step of the recurrence in which T_2 is present at the top may be paired off with one another so that the symmetric difference of each pair is $\{T_1\}$. (Here we are not assuming that $\mu \downarrow S$ lies above λ ; when it does not lie above λ we have $f_{\lambda/(\mu \downarrow S)} = 0$.) Let $A, A \cup \{T_1\}$ be such a pair. Comparing $f_{\lambda/(\mu \downarrow (A \cup \{T_1\}))}$ with $f_{\lambda/(\mu \downarrow A)}$ restricted to tilings with T_2 at the top edge and T_1 directly under it, by the induction hypothesis they are exactly the same, but they have opposite signs in the recursive formula for $f_{\lambda/\mu}$. Thus $f_{\lambda/\mu}$ has no tilings in which a tile T_1 is directly covered by a strictly longer tile T_2 . Now using Lemma 1.8, we conclude that $f_{\lambda/\mu}$ contains only cover-inclusive Dyck tilings.

For a given cover-inclusive Dyck tiling \mathcal{T} of skew shape μ/λ , let us find its coefficient in $f_{\lambda/\mu}$, which we denote $[\mathcal{T}]f_{\lambda/\mu}$. Let S be the set of tiles along the top edge of \mathcal{T} that can be pushed down in the first step of the recurrence. (By Lemma 1.7, $S \neq \emptyset$.) If any tile not in S is pushed down, then the result cannot be extended to \mathcal{T} , so we have

$$[\mathcal{T}]f_{\lambda/\mu} = \sum_{\substack{S' \subseteq S \\ S' \neq \emptyset}} (-1)^{1+|S'|} [\mathcal{T}]f_{\lambda/(\mu \downarrow S')} = \sum_{\substack{S' \subseteq S \\ S' \neq \emptyset}} (-1)^{1+|S'|} = 1,$$

which completes the induction in the proof of Theorem 1.6. \square

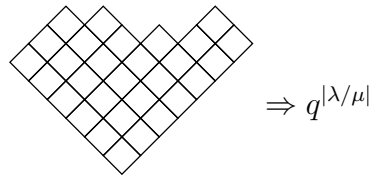
Let us define $f_{\lambda/\mu}(q)$ to be the polynomial obtained by giving each tile weight q . Then

$$M_{\lambda/\mu}^{-1} = f_{\lambda/\mu}(-1). \tag{6}$$

Given the cover-inclusive Dyck tiling characterization, the next several propositions are straightforward to verify. Recall the q -analogue notation

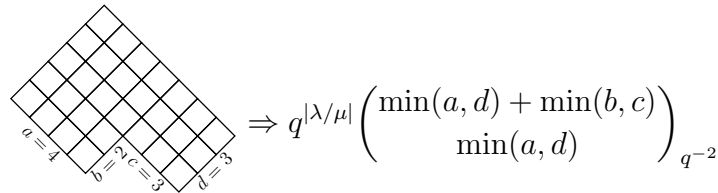
$$\begin{aligned} n_q &= 1 + q + \cdots + q^{n-1} \\ n!_q &= n_q(n-1)_q \cdots 1_q \\ \binom{a}{b}_q &= \frac{a!_q}{b!_q(a-b)!_q}. \end{aligned}$$

Proposition 1.9. *If the lower boundary of the skew shape λ/μ is minimal (V-shaped) then $f_{\lambda/\mu}(q) = q^{|\lambda/\mu|}$.*



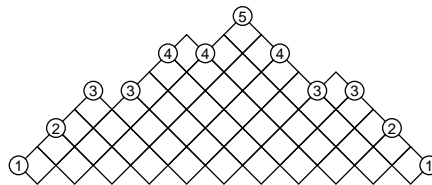
Proof sketch. There is only one cover-inclusive Dyck tiling; in it each tile has size 1. \square

Proposition 1.10. *If λ/μ is Λ -shaped, then $f_{\lambda/\mu}(q)$ is $q^{|\lambda/\mu|}$ times a q^{-2} -analogue of a binomial coefficient as illustrated in the following example:*



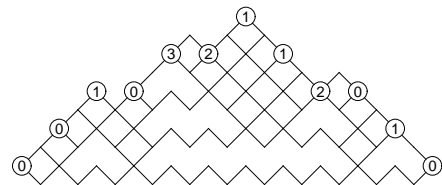
Proof sketch. In any cover-inclusive Dyck tiling, the tiles with size larger than 1 are all Λ -shaped and centered at the peak on the lower boundary, and their sizes decrease (by even numbers) when going up. \square

Proposition 1.11 (First row of M^{-1}). *If λ is the zigzag path, then $f_{\lambda/\mu}(q)$ is $q^{|\lambda/\mu|}$ times a product of q^{-2} -analogues of heights, as illustrated in the following example:*

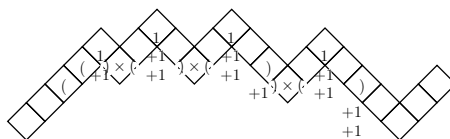


$$\Rightarrow q^{52} \times 1_{q^{-2}} \times 2_{q^{-2}} \times 3_{q^{-2}} \times 3_{q^{-2}} \times 4_{q^{-2}} \times 4_{q^{-2}} \times 5_{q^{-2}} \times 4_{q^{-2}} \times 3_{q^{-2}} \times 3_{q^{-2}} \times 2_{q^{-2}} \times 1_{q^{-2}}$$

Proof sketch. In any cover-inclusive Dyck tiling of such regions, each tile is a zigzag shape which starts at a square with even parity (when the lower-left-most square has even parity). Each location with a circled number h specifies a number between 0 and $h - 1$, which is the number of squares directly below it that get glued to their lower neighbors to be part of the same Dyck tile, as shown in the figure. These tower heights are independent of one another and determine the tiling. \square



Proposition 1.12. *If λ/μ is a width-one strip, then $M_{\lambda/\mu}^{-1}$ is up to sign given by a nested sequence of products and +1's, with a +1 for each chord and a times for each minimum, as indicated in the figure.*



$$\Rightarrow \pm [((1 + 1) \times (1 + 1 + 1) \times (1 + 1 + 1) + 1) \times (1 + 1 + 1) + 1 + 1]$$

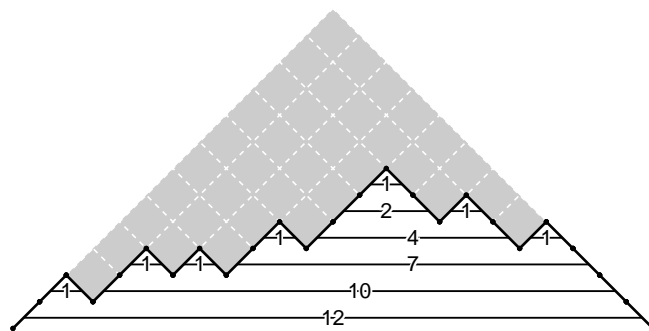
Proof sketch. Each +1 term at a chord (or local maximum) corresponds to the endpoints of the chord belonging to the same Dyck tile (which extends no lower than the chord). Each × at a local minimum corresponds to making independent choices to the left and right of the local minimum. \square

We also observed some formulas (Conjectures 1 and 2) for which we do not have proofs.

Conjecture 1. *For any row λ of M^{-1} (of order n), the absolute values of the entries add up to a divisor of $n!$. If the lengths of the chords are measured as $1, 2, 3, \dots$, then the λ^{th} row-sum is $n! / \prod_{\text{chord } c \text{ of } \lambda} |c|$, as indicated in the following figure. The q -analogue is*

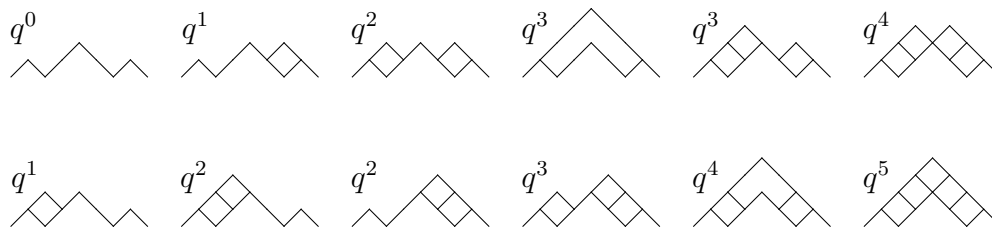
$$\sum_{\mu} q^{|\lambda/\mu|/2} f_{\lambda/\mu}(q^{1/2}) = \frac{n!_q}{\prod_{\text{chord } c \text{ of } \lambda} |c|_q}$$

[A row specifies the lower path and allows any upper path above it.]



$$\Rightarrow \frac{12!}{12 \times 1 \times 10 \times 1 \times 1 \times 7 \times 1 \times 4 \times 1 \times 2 \times 1 \times 1} = 71280$$

This formula holds whenever $n \leq 8$, and presumably in general. An $n = 4$ example is



$$\Rightarrow 1 + 2q + 3q^2 + 3q^3 + 2q^4 + q^5 = \frac{1 \times (1 + q) \times (1 + q + q^2) \times (1 + q + q^2 + q^3)}{1 \times (1 + q) \times 1 \times 1}$$

It is possible to prove this conjecture for the first row, corresponding to the zigzag path, for which the row sum is $n!$. This follows from the formula for the entries of the first row (Proposition 1.11), together with a very nice bijection between suitably labeled Dyck paths and permutations due to de Médicis and Viennot [dMV94]. The generating function for the q -analogue of the first row sum is the q -analogue of a formula of Euler:

$$\sum_{n=0}^{\infty} n! x^n = \frac{1}{1 - \frac{x}{1 - \frac{x}{1 - \frac{2x}{1 - \frac{2x}{1 - \frac{3x}{\ddots}}}}}}$$

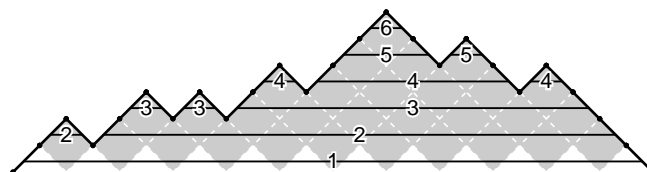
the q -analogue of which is

$$\sum_{n=0}^{\infty} n!_q x^n = \frac{1}{1 - \frac{1_q x}{1 - \frac{q 1_q x}{1 - \frac{q^2 2_q x}{1 - \frac{q^2 2_q x}{1 - \frac{q^2 3_q x}{\ddots}}}}}}$$

Conjecture 2. For any column μ of M^{-1} , the absolute values of the entries add up to the product of the heights of the chords under μ , as indicated in the figure. The q -analogue is

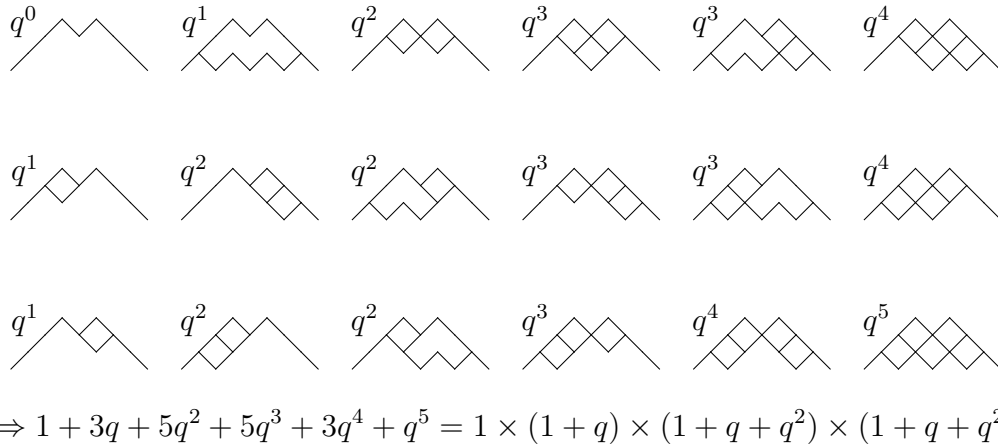
$$\sum_{\lambda} f_{\lambda/\mu}(q) = \prod_{\text{chord } c \text{ of } \lambda} (\text{height of } c)_q.$$

[A column specifies the upper path and allows any lower path below it and above the zigzag.]



$$\Rightarrow 1 \times 2 \times 2 \times 3 \times 3 \times 3 \times 4 \times 4 \times 4 \times 5 \times 5 \times 6 = 1036800$$

This formula holds whenever $n \leq 8$, and presumably in general. An $n = 4$ example is



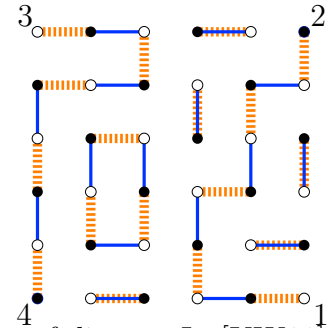
$$\Rightarrow 1 + 3q + 5q^2 + 5q^3 + 3q^4 + q^5 = 1 \times (1 + q) \times (1 + q + q^2) \times (1 + q + q^2)$$

2 Double-dimer marginals

We show how the previous results apply to the double-dimer model.

Let G be a finite bipartite planar graph with edges having positive real weights, and \mathbf{N} a set of $2n$ distinguished vertices on its outer face, which for simplicity we assume alternate in color.

The **double-dimer model with nodes \mathbf{N}** is the probability measure on configurations obtained by superposing a random dimer cover (perfect matching) of \mathcal{G} with a random dimer cover of $\mathcal{G} \setminus \mathbf{N}$ (see figure at right). Here by random dimer cover we mean a dimer cover chosen randomly for the probability measure assigning each cover a probability proportional to the product of edge weights of its constituent dimers. Let Z and $Z_{\mathbf{N}}$ denote the corresponding partition sums.



In such a configuration the nodes are joined in pairs with lines of dimers. In [KW11] we showed how to compute the pairing probabilities, that is, the probability that a given pairing of the nodes arises in a random configuration. These pairing probabilities are rational functions of the boundary measurements $X_{i,j}$, where $X_{i,j} = Z_{i,j}/Z$ where $Z_{i,j}$ is the weighted sum of dimer covers of $\mathcal{G} \setminus \{i, j\}$ and Z is the weighted sum of dimer covers of \mathcal{G} . See [KW11]. For example, the probability of the pairing $\{\{1, 2\}, \{3, 4\}\}$, which we write as $\frac{1}{2} \Big|_4^3$, is $X_{1,2}X_{3,4}/(X_{1,2}X_{3,4} + X_{1,4}X_{2,3})$.

Knowing how to compute the full distribution on the double-dimer pairings, we wish to compute its marginals. Suppose for example that we simply wish to know the probability that node i is paired with node j when there is a very large number of nodes, or infinitely many nodes. This is an example of a marginal probability question, and computing these marginal probabilities can be non-trivial even when the full probability distribution is known. In this section we see how to compute these marginal probabilities, and at the end we study a natural example that has infinitely many nodes.

2.1 Contiguous marginals

We start by computing the probabilities of subpairings where the nodes of the subpairing are contiguous.

We recall the definition of the quantities D_S for a confining subset S of nodes from [KW11, § 3]:

$$D_S = \det \left[(1_{i,j \in S} + 1_{i,j \notin S}) \times (-1)^{(|i-j|-1)/2} X_{i,j} \right]_{i=1,3,\dots,2n-1}^{j=2,4,\dots,2n},$$

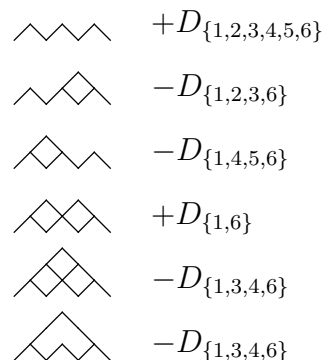
and the fact that

$$\frac{D_S}{D_\emptyset} = \sum_{\pi} M_{S,\pi} \Pr(\pi).$$

This allows us to determine all contiguous marginals. For example, row $\frac{1}{2} | \frac{3}{4} | \frac{5}{6}$ of M^{-1} yields the marginal

$$\Pr(\frac{1}{2} | \frac{3}{4} | \frac{5}{6} | \dots) = \frac{D_{\{1,2,3,4,5,6\}} - D_{\{1,2,3,6\}} - D_{\{1,4,5,6\}} + D_{\{1,6\}} - 2D_{\{1,3,4,6\}}}{D_\emptyset}.$$

To derive this formula from the Dyck tilings, we would translate $\frac{1}{2} | \frac{3}{4} | \frac{5}{6}$ to a Dyck path $\hat{1} \hat{2} \hat{3} \hat{4} \hat{5} \hat{6}$, which will be the lower path of skew shapes for which we find cover-inclusive Dyck tilings. Each tiling corresponds to a term in the formula. The sign is negative when the area of the skew shape is odd. The indices are the locations of the odd-up and even-down steps of the upper boundary of the shapes.



2.2 Local non-contiguous marginals

Next we consider marginal probabilities where the set of nodes contained within the chords of the marginal are not contiguous, for example $\frac{1}{2} | \frac{3}{6} | \frac{5}{4} | \frac{11}{16} | \dots$. In this example there are three contiguous blocks of nodes contained within chords: 1–6, 11, and 16. We will show how to recursively compute these marginals in terms of marginals with fewer contiguous blocks. The previous subsection handled the base case of one contiguous block.

First observe that if a chord connects two non-contiguous blocks, then there is a finite number of ways to “fill in” the space between the two connected blocks, and each of these filled in marginals have fewer contiguous blocks. In the example above we have

$$\Pr(\frac{1}{2} | \frac{3}{6} | \frac{5}{4} | \frac{11}{16} | \dots) = \Pr(\frac{1}{2} | \frac{3}{6} | \frac{5}{4} | \frac{11}{16} | \frac{13}{12} | \frac{15}{14} | \dots) + \Pr(\frac{1}{2} | \frac{3}{6} | \frac{5}{4} | \frac{11}{16} | \frac{13}{14} | \frac{15}{12} | \dots)$$

Next suppose that each chord connects only nodes within its block. Using the method of the previous section, for each contiguous block we associate a formal linear combination of subsets of nodes from that block. For example, in the first term above $\frac{1}{2} | \frac{3}{6} | \frac{5}{4} | \frac{11}{16} | \frac{13}{12} | \frac{15}{14} | \dots$, we have $\{1, 2, 3, 6\} - \{1, 6\} + \{1, 3, 4, 6\}$ for the first block and $\{11, 16\} - \{11, 13, 14, 16\}$

for the second block. We may extend the union operator \cup linearly, and take the union over all blocks of these formal linear combinations of subsets of nodes. In this case we get

$$\begin{aligned} & (\{1, 2, 3, 6\} - \{1, 6\} + \{1, 3, 4, 6\}) \cup (\{11, 16\} - \{11, 13, 14, 16\}) = \\ & \quad \{1, 2, 3, 6, 11, 16\} - \{1, 6, 11, 16\} + \{1, 3, 4, 6, 11, 16\} \\ & \quad - \{1, 2, 3, 6, 11, 13, 14, 16\} + \{1, 6, 11, 13, 14, 16\} - \{1, 3, 4, 6, 11, 13, 14, 16\}. \end{aligned}$$

Let $\sum_S \alpha_S S$ denote this resulting formal linear combination. For any planar pairing π , we have

$$\sum_S \alpha_S M_{S,\pi} = \begin{cases} 1 & \pi \text{ is consistent with the marginal of interest} \\ 0 & \pi \text{ connects each node of a block to another node of the same block,} \\ & \text{but not consistent with marginal} \\ 0 & \pi \text{ connects a node of some block to a node not in a block} \\ \text{integer} & \text{otherwise.} \end{cases}$$

But pairings π that fall into the fourth case above can be “filled in” as discussed above, and the resulting marginals have fewer blocks and can thus recursively be expressed in terms of the D_S ’s. These can then be subtracted from $\sum_S \alpha_S S$.

2.3 Nonlocal marginals

We have seen how to compute local marginal pairing probabilities. If we wish to understand the scaling limit of double-dimer pairings such as the ones in Figure 6, we need to be able to compute marginal pairing probabilities where the nodes in question are well separated. For example, we’d like to be able to compute the probability that the upper left corner is paired with the middle of the left edge while the upper right corner and lower right corner are paired with each other. This is a marginal probability on just four nodes, but there are many nodes separating these four nodes. Unfortunately we do not know how to compute these non-local marginals in general, even for four nodes out of $2n$. Experiment seems to indicate that the 4-node marginals depend on all the $X_{i,j}$.

2.4 Evenly spaced nodes

As an application of these ideas, consider the double-dimer model on $\varepsilon\mathbb{Z} \times \varepsilon\mathbb{N}$, and its scaling limit on $\mathbb{R} \times \mathbb{R}^+$, and suppose that there are $2n$ boundary nodes which alternate in color and are at locations x_1, \dots, x_{2n} (see Figure 7). In the scaling limit $X_{i,j} = 1/|x_i - x_j|$, (see [Ken00]), and we have the remarkable formula

$$\frac{D_S}{D_\emptyset} = \prod_{i \in S, j \notin S} |x_j - x_i|^{(-1)^{1+i+j}}$$

[KW11, Lemma 5.2]. In [KW11] we proved this formula for finite numbers of nodes on the real line bounding the upper half plane, but it also holds for a finite number of nodes on a

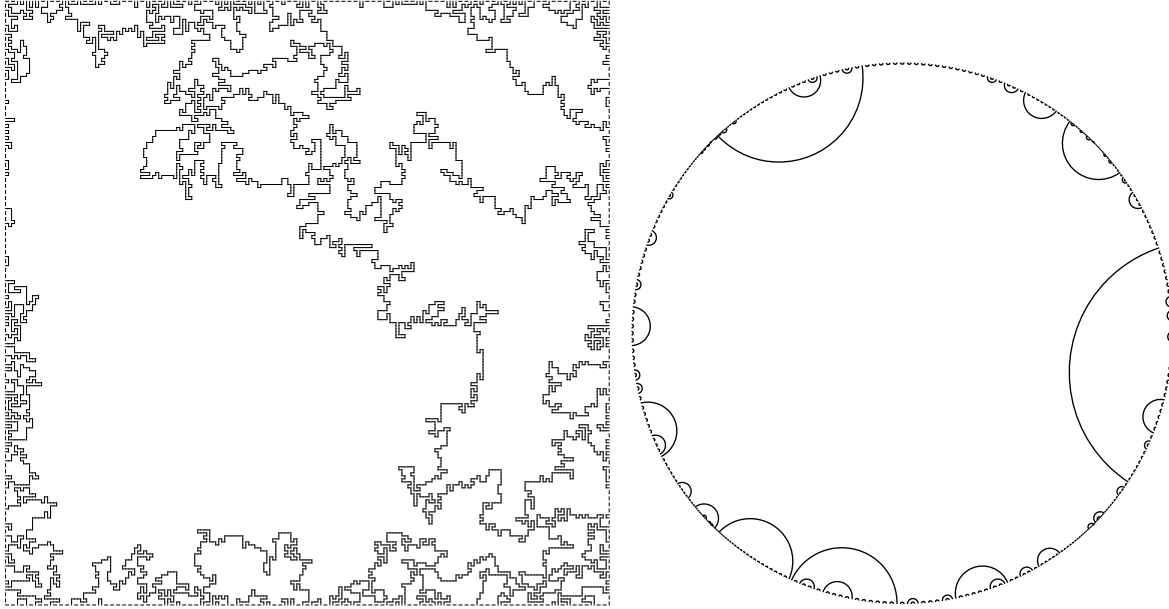


Figure 6: On the left are the chains in a random double-dimer configuration in a box-shaped region with many nodes all along its boundary. The loops and doubled edges of the double-dimer configuration are not shown here. In the figure on the right, the box was conformally mapped to the disk, and the chains connecting points on the circle are replaced with arcs. We expect that in the scaling limit, such random chord diagrams will be Möbius invariant.

circle bounding a disk. We can use the right-hand side to define D_S/D_ϕ for non-balanced sets S of the nodes. Using

$$\frac{D_{\{i\}}}{D_\emptyset} = \prod_{j \neq i} |x_j - x_i|^{(-1)^{1+i+j}},$$

we can rewrite

$$\frac{D_S}{D_\emptyset} = \prod_{i \in S} \frac{D_{\{i\}}}{D_\emptyset} \prod_{\substack{i, j \in S \\ i < j}} |x_i - x_j|^{2(-1)^{i+j}}.$$

Now suppose that the domain is the unit disk and there are $2n$ nodes, one at each of the $2n^{\text{th}}$ roots of unity. Let $\zeta = e^{2\pi i/n}$ and $\omega = e^{\pi i/n}$.

$$\prod_{j=1}^n (z - \zeta^j) = z^n - 1 = (z - 1)(z^{n-1} + z^{n-2} + \dots + z + 1)$$

Thus

$$\frac{D_{\{i\}}}{D_\emptyset} = \frac{\prod_{j=1}^n |\omega - \zeta^j|}{\prod_{j=1}^{n-1} |1 - \zeta^j|} = \frac{2}{n}.$$




Figure 7: A random double-dimer configuration with nodes of alternating color at evenly spaced locations. We are interested in the limit where the domain converges to the upper half plane, the lattice spacing tends to 0, and there is a node at each integer.

We also have

$$|x_i - x_j| = 2 \left| \sin \frac{\pi(i - j)}{2n} \right|.$$

Hence

$$\frac{D_S}{D_\emptyset} = \frac{1}{n^{|S|}} \frac{\prod_{\substack{i,j \in S \\ i < j \\ j-i \text{ even}}} \sin^2 \frac{\pi(i - j)}{2n}}{\prod_{\substack{i,j \in S \\ i < j \\ j-i \text{ odd}}} \sin^2 \frac{\pi(i - j)}{2n}}.$$

For example, if $j - i$ is odd then

$$\frac{D_{\{i,j\}}}{D_\emptyset} = \frac{4}{n^2} \frac{1}{|x_i - x_j|^2} = \frac{1}{n^2} \frac{1}{\sin^2 \frac{\pi(i-j)}{2n}} \rightarrow \frac{4/\pi^2}{(i - j)^2}$$

in the $n \rightarrow \infty$ limit. More generally, for any finite balanced set S , in the $n \rightarrow \infty$ limit

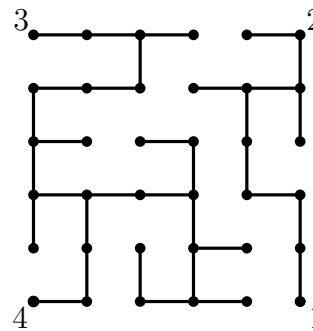
$$\frac{D_S}{D_\emptyset} = \left(\frac{2}{\pi} \right)^{|S|} \frac{\prod_{\substack{i,j \in S \\ i < j \\ j-i \text{ even}}} (i - j)^2}{\prod_{\substack{i,j \in S \\ i < j \\ j-i \text{ odd}}} (i - j)^2}.$$

For example, the probability that 1 pairs with 2 and 3 pairs with 4 is

$$\Pr[\dots | \frac{1}{2} | \frac{3}{4} | \dots] = \frac{D_{\{1,2,3,4\}}}{D_\emptyset} - \frac{D_{\{1,4\}}}{D_\emptyset} = \left(\frac{2}{\pi} \right)^4 \frac{16}{9} - \left(\frac{2}{\pi} \right)^2 \frac{1}{9} = 0.246979 \dots$$

3 Pairings in groves

Many results for dimers have analogues for trees and vice versa (see e.g., [Tem81, KPW00, KS04]). The analogue of the double-dimer pairings of the previous section are “grove pairings.” Given a graph (not necessarily bipartite) with a specified subset N of the vertices called nodes, a grove is a forest such that each tree contains at least one of the nodes (see figure at right). A grove pairing is a grove in which each tree contains exactly two such nodes. If all such groves have probability proportional to the product of their edge weights, we are interested in the probability that a random grove has a specified pairing type.



An important formula for grove pairings, which is due to Curtis, Ingerman, and Morrow [CIM98] (see also Fomin [Fom01]), expresses grove pairing probabilities in terms of determinants of a submatrix of the “(electrical) response matrix”. If node i is held at 1 volt while the other nodes are held at 0 volts, then $L_{i,j}$ denotes the current flowing out of the network through node j . Though not obvious from this definition, $L_{i,j} = L_{j,i}$ (see e.g., [CdV98]). If there are $2n$ nodes $\{v_1, \dots, v_n, w_1, \dots, w_n\}$, the Curtis-Ingerman-Morrow formula is equivalent to

$$\det [L_{i,j}]_{\substack{i=v_1, \dots, v_n \\ j=w_1, \dots, w_n}} = \sum_{\sigma \in S_n} (-1)^\sigma \frac{Z_{v_1, w_{\sigma(1)} | \dots | v_n, w_{\sigma(n)}}}{Z_{v_1 | \dots | v_n | w_1 | \dots | w_n}},$$

where Z_π is the weighted sum of groves where the nodes are connected according to the partition π . This formula holds for any graph, whether or not it is planar. In the case of planar graphs, we require the nodes to be a subset of the vertices on the outer face, which we number in circular order. In this case, if all the v_i 's are contiguous, then there is only one pairing between the v 's and w 's for which the term on the right-hand-side is nonzero, so for this pairing there is a simple determinant formula.

When the graph is planar and the nodes are on the outer face, there are $C_n = \binom{2n}{n} \frac{1}{n+1}$ noncrossing pairings π of the nodes, and $\binom{2n}{n}/2$ formulas relating the Z_π 's coming from the CIM formula, so Dubédat conjectured that all of the $Z_\pi/Z_{1|\dots|2n}$'s are determined by the CIM determinants [Dub06]. Here we show how to adapt our double-dimer results from the previous section to prove this conjecture. Essentially the same formulas hold as for the double-dimer pairings, except that there are some extra minus signs in the formulas for grove pairings.

Let $S^* = \{v_1, \dots, v_n\} \subset \{1, \dots, 2n\}$. Then the CIM determinant enumerates (with sign) grove pairings compatible with S^* , where a pairing is compatible with S^* iff every chord connects an element of S^* to an element not in S^* . Given S^* , we can define S by

$$S = (\text{odds of } S^*) \cup (\text{evens not in } S^*).$$

Then the pairing is compatible with S iff no chord connects an element of S to an element not in S , which is precisely the same notion of compatibility that we used in the previous section on double-dimer pairings.

We can rewrite the previous equation as

$$\det [L_{i,j}]_{\substack{i \in S^* \\ j \notin S^*}} = \sum_{\pi} (-1)^{\sigma(\pi, S^*)} M_{S, \pi} \frac{Z_{\pi}}{Z_{1|\dots|2n}},$$

since whenever $Z_{\pi} \neq 0$, we have $M_{S, \pi} = 1$. Here $\sigma(\pi, S^*)$ is the permutation mapping S^* to the complement of S^* , when these sets are listed in sorted order. Conveniently, this sign $(-1)^{\sigma(\pi, S^*)}$ does not depend on S^* , so we can write it as $(-1)^{\sigma}$:

Lemma 3.1. *Let π be a planar pairing. Suppose S^* is a set of nodes that is compatible with π in the sense that each chord connects a node of S^* to a node of $(S^*)^c$. If the nodes of S^* are arranged in sorted order and likewise for $(S^*)^c$, then the permutation defined by the pairing has sign which is determined by π alone and is independent of S^* .*

Proof. It suffices to compare the signs for S_1^* and S_2^* which differ at one chord $\{a, b\}$ of the pairing, where say $a < b$ and $a \in S_1^*$ and $b \in S_2^*$. When $a \in S_1^*$ is replaced with b , it is moved to the right a number of times for the list to remain in sorted order, and this number equals the number of chords $\{c, d\}$ where $a < c < d < b$. Likewise when $b \in S_1^*$ is replaced with a , it is moved to the left the same number of times for the list to remain in sorted order. Thus the parity of the permutation connecting S_1^* to $(S_1^*)^c$ changes an even number of times when it is transformed to the permutation connecting S_2^* to $(S_2^*)^c$. \square

Therefore we can solve for the Z_{π} 's in the same way that we solved for the $\text{Pr}[\pi]$'s in the previous section:

Theorem 3.2. *If π is a noncrossing pairing of $\{1, \dots, 2n\}$, for groves in a planar graph we have*

$$(-1)^{\pi} \frac{Z_{\pi}}{Z_{1|\dots|2n}} = \sum_S M_{\pi, S}^{-1} \det [L_{i,j}]_{\substack{i \in S^* \\ j \notin S^*}}.$$

For example, when there are 6 nodes, the partition function for the pairing $\frac{1}{2} | \frac{3}{4} | \frac{5}{6}$ is given by

$$\begin{aligned} \frac{Z_{\frac{1}{2} | \frac{3}{4} | \frac{5}{6}}}{Z_{1|2|3|4|5|6}} &= \begin{vmatrix} L_{1,2} & L_{1,4} & L_{1,6} \\ L_{3,2} & L_{3,4} & L_{3,6} \\ L_{5,2} & L_{5,4} & L_{5,6} \end{vmatrix} - \begin{vmatrix} L_{1,2} & L_{1,5} & L_{1,6} \\ L_{3,2} & L_{3,5} & L_{3,6} \\ L_{4,2} & L_{4,5} & L_{4,6} \end{vmatrix} \\ &\quad - \begin{vmatrix} L_{1,3} & L_{1,4} & L_{1,6} \\ L_{2,3} & L_{2,4} & L_{2,6} \\ L_{5,3} & L_{5,4} & L_{5,6} \end{vmatrix} + \begin{vmatrix} L_{1,3} & L_{1,5} & L_{1,6} \\ L_{2,3} & L_{2,5} & L_{2,6} \\ L_{4,3} & L_{4,5} & L_{4,6} \end{vmatrix} - 2 \begin{vmatrix} L_{1,4} & L_{1,5} & L_{1,6} \\ L_{2,4} & L_{2,5} & L_{2,6} \\ L_{3,4} & L_{3,5} & L_{3,6} \end{vmatrix}. \end{aligned}$$

To derive this formula from the Dyck tilings, as with the double-dimer pairings, we translate $\frac{1}{2} | \frac{3}{4} | \frac{5}{6}$ to a Dyck path $\hat{1}\hat{2}\hat{3}\hat{4}\hat{5}\hat{6}$, which will be the lower path of skew shapes for which we find cover-inclusive Dyck tilings (see figure to right). Each tiling corresponds to a term in the formula. The sign is negative when the area of the skew shape is odd. The rows are indexed by the locations of the up steps of the upper boundary, and the columns are indexed by the down steps of the upper boundary. In addition there is a sign on the left-hand-side which is the sign of the permutation associated with the pairing.

If we cyclically rotate the indices, then the pairing $\frac{1}{2} | \frac{3}{4} | \frac{5}{6}$ translates to the Dyck path $\hat{2}\hat{3}\hat{4}\hat{5}\hat{6}\hat{1}$, which allows us to write an equivalent formula with just two determinants, as shown in the figure to the right.

Note that we only know how to compute the grove partition function Z_π for a complete pairing π ; unlike the situation for double-dimer pairings, we do not know how to compute marginal probabilities.

References

- [CdV98] Yves Colin de Verdière. *Spectres de Graphes*, volume 4 of *Cours Spécialisés [Specialized Courses]*. Société Mathématique de France, Paris, 1998. MR1652692 (99k:05108)
- [CIM98] E. B. Curtis, D. Ingerman, and J. A. Morrow. Circular planar graphs and resistor networks. *Linear Algebra Appl.*, 283(1-3):115–150, 1998. MR1657214 (99k:05096)
- [dMV94] Anne de Médicis and Xavier G. Viennot. Moments des q -polynômes de Laguerre et la bijection de Foata-Zeilberger. *Adv. in Appl. Math.*, 15(3):262–304, 1994. MR1288802 (95i:05007)
- [Dub06] Julien Dubédat. Euler integrals for commuting SLEs. *J. Stat. Phys.*, 123(6):1183–1218, 2006, arXiv:math.PR/0507276. MR2253875 (2007g:82027)
- [Fom01] Sergey Fomin. Loop-erased walks and total positivity. *Trans. Amer. Math. Soc.*, 353(9):3563–3583 (electronic), 2001, arXiv:math.CO/0004083. MR1837248 (2002f:15030)
- [Ken00] Richard Kenyon. Conformal invariance of domino tiling. *Ann. Probab.*, 28(2):759–795, 2000, arXiv:math-ph/9910002. MR1782431 (2002e:52022)
- [KPW00] Richard W. Kenyon, James G. Propp, and David B. Wilson. Trees and matchings. *Electron. J. Combin.*, 7:Research Paper 25, 34 pp., 2000, arXiv:math.CO/9903025. MR1756162 (2001a:05123)

- [KS04] Richard W. Kenyon and Scott Sheffield. Dimers, tilings and trees. *J. Combin. Theory Ser. B*, 92(2):295–317, 2004, arXiv:math/0310195. MR2099145 (2005k:60031)
- [KW11] Richard W. Kenyon and David B. Wilson. Boundary partitions in trees and dimers. *Trans. Amer. Math. Soc.*, 363(3):1325–1364, 2011, arXiv:math.PR/0608422.
- [Sta99] Richard P. Stanley. *Enumerative Combinatorics, Volume 2*. Cambridge Studies in Advanced Mathematics #62. Cambridge University Press, Cambridge, 1999. With an appendix by Sergey Fomin. MR1676282 (2000k:05026)
- [Tem81] H. N. V. Temperley, editor. *Combinatorics*, volume 52 of *London Mathematical Society Lecture Note Series*, Cambridge, 1981. Cambridge University Press. MR633646 (82i:05001)