

A spectroscopy study of nearby late-type stars, possible members of stellar kinematic groups $\star \star \star$

J. Maldonado¹, R.M. Martínez-Arnáiz², C. Eiroa¹, D. Montes², and B. Montesinos³

¹ Universidad Autónoma de Madrid, Dpto. Física Teórica, Módulo 15, Facultad de Ciencias, Campus de Cantoblanco, E-28049 Madrid, Spain,

² Universidad Complutense de Madrid, Dpto. Astrofísica, Facultad Ciencias Físicas, E-28040 Madrid, Spain

³ Laboratorio de Astrofísica Estelar y Exoplanetas, Centro de Astrobiología, LAEX-CAB (CSIC-INTA), ESAC Campus, P.O. BOX 78, E-28691, Villanueva de la Cañada, Madrid, Spain

Received ; Accepted

ABSTRACT

Context. Nearby late-type stars are excellent targets for seeking young objects in stellar associations and moving groups. The origin of these structures is still misunderstood, and lists of moving group members often change with time and also from author to author. Most members of these groups have been identified by means of kinematic criteria, leading to an important contamination of previous lists by old field stars.

Aims. We attempt to identify unambiguous moving group members among a sample of nearby-late type stars by studying their kinematics, lithium abundance, chromospheric activity, and other age-related properties.

Methods. High-resolution echelle spectra ($R \sim 57000$) of a sample of nearby late-type stars are used to derive accurate radial velocities that are combined with the precise Hipparcos parallaxes and proper motions to compute galactic-spatial velocity components. Stars are classified as possible members of the classical moving groups according to their kinematics. The spectra are also used to study several age-related properties for young late-type stars, i.e., the equivalent width of the lithium Li I 6707.8 Å line or the R'_{HK} index. Additional information like X-ray fluxes from the ROSAT All-Sky Survey or the presence of debris discs is also taken into account. The different age estimators are compared and the moving group membership of the kinematically selected candidates are discussed. **Results.** From a total list of 405 nearby stars, 102 have been classified as moving group candidates according to their kinematics. i.e., only $\sim 25.2\%$ of the sample. The number reduces when age estimates are considered, and only 26 moving group candidates (25.5% of the 102 candidates) have ages in agreement with the star having the same age as an MG member.

Key words. stars: activity -stars: ages -stars:late-type -stars: kinematics -open clusters and associations: general

1. Introduction

Last years have been very productive in identifying small associations and kinematic groups of young late-type stars in the solar vicinity. Although the study of moving groups (MGs) goes back more than one century, their origin and evolution remain still unclear, and this term is commonly used in the literature to indicate any system of stars sharing a common spatial motion. The best-studied MGs are the so-called *classical* MGs. Examples are Castor, IC2391, Ursa Major, the Local Association and the Hyades (e.g. Montes et al. 2001b; López-Santiago et al. 2006, 2009, 2010, and references therein).

Send offprint requests to: J. Maldonado,
e-mail: jesus.maldonado@uam.es

* Based on observations collected at the Centro Astronómico Hispano Alemán (CAHA) at Calar Alto, operated jointly by the Max-Planck Institut für Astronomie and the Instituto de Astrofísica de Andalucía (CSIC) and observations made with the Italian Telescopio Nazionale Galileo (TNG) operated on the island of La Palma by the Fundación Galileo Galilei of the INAF (Istituto Nazionale di Astrofisica) at the Spanish Observatorio del Roque de los Muchachos of the Instituto de Astrofísica de Canarias

** Appendices and Tables 5-15 are only available in the electronic version of the paper. Table 1 is also available at the CDS via anonymous ftp to [cdsweb.u-strasbg.fr](ftp://cdsweb.u-strasbg.fr) (130.79.128.5) or via <http://cdsweb.u-strasbg.fr/cgi-bin/qcat?J/A+A/>

In the classical theory of MGs developed by O. Eggen (Eggen 1994), moving groups are the *missing link* between stars in open clusters and associations on one hand and field stars on the other. Open clusters are disrupted by the gravitational interaction with massive objects in the Galaxy (like giant molecular clouds), and as a result, the open cluster members are stretched out into a “tube-like” structure and dissolve after several galactic orbits. The result of the stretching is that the stars appear, if the Sun happens to be inside the “tube”, all over the sky, but they may be identified as a group through their common space velocity.

Clusters disperse on time scales of a few hundred years (Wielen 1971); therefore, most of these groups should be moderately young ($\sim 50 - 650$ Myr). However, Eggen’s hypothesis is controversial and some of the MGs may also be the result of resonant dynamical structures. For instance, Famaey et al. (2007) studied a large sample of stars in the Hyades MG, and determined that it is a mixture of stars evaporated from the Hyades cluster and a group of older stars trapped at a resonance. MGs may also be produced by the dissolution of larger stellar aggregates, such as stellar complexes or fragments of old spiral arms.

The *young* MGs (8 - 50 Myr) are probably the most immediate dissipation products of the youngest associations. Examples of such associations are TW Hya, β Pic, AB Dor, η Cha, ϵ Cha, Octans, Argus, the Great Austral complex (GAYA), and the Hercules-Lyra association (Zuckerman & Song 2004;

Torres et al. 2008; Fuhrmann 2004; López-Santiago et al. 2006; Montes 2010). Some of the young MGs are in fact related to star-forming regions like the Scorpius-Centaurus-Lupus complex (Zuckerman & Song 2004), Ophiuchus or Corona Australis (Makarov 2007).

The availability of accurate parallaxes provided by the Hipparcos satellite became a milestone in the study of MGs. Statistical, unbiased studies of large samples of stars have confirmed the existence of the classical MGs and have given rise to new clues and theories about the origin of such structures. Examples of these studies are those by Chereul et al. (1999), Asiain et al. (1999), Skuljan et al. (1999), and Antoja et al. (2008).

Identifying a star or group of stars as members of an MG is not a trivial task, and in fact, lists of members change among different works. Most members of MGs have been identified by means of kinematic criteria; however, this is not sufficient since many old stars can share the same spatial motion of those stars in MGs. For example, López-Santiago et al. (2009) show that among previous lists of Local Association members, roughly 30% are old field stars. The membership issue can be partially solved if high-resolution spectroscopy is used. Recent studies have shown that stars belonging to a given MG share similar spectroscopic properties (e.g. Montes et al. 2001a; López-Santiago et al. 2009,2010). These studies exploit the many advantages of the nearby late-type stars. First, spectra of late-type stars are full of narrow absorption lines, allowing determination of accurate radial velocities. In addition, it is unlikely that an old star by chance shares chromospheric indices or a lithium abundance similar to those of young solar-like stars, which provides means for assessing the likelihood of membership of a given star that are independent of its kinematics (e.g. Soderblom & Mayor 1993b).

In this paper we present a search for classical MG members by analysing the kinematic and spectroscopic properties of a sample of nearby late-type stars. Section 2 describes the stellar sample and the observations and data reduction are described in Section 3. A detailed analysis of the kinematic properties of the stars is given in Section 4. Age indicators for solar-like stars are analysed in Section 5. A combination of the results from Sections 4 and 5 is used in Section 6 to analyse the MG membership of the stars. Section 7 summarizes our results.

2. The stellar sample, observations, and data reduction

Our reference stellar sample consists of main-sequence (luminosity classes V/IV-V) FGK stars located at distances less than 25 pc. The stars have been selected from the Hipparcos catalogue (ESA 1997), since it constitutes a homogeneous database especially for distance estimates - parallax errors are typically about 1 milliarcsec. In this work we have taken the revised parallaxes computed by van Leeuwen (2007) from Hipparcos' raw data. No other selection criteria have been applied to the sample.

The sample is most likely complete for FG-type stars; i.e., it constitutes a volume-limited sample since the Hipparcos catalogue is complete for these spectral types. In the case of K-type stars, Hipparcos is incomplete beyond ~ 15 pc; however, the number of the K-type stars is high enough for our

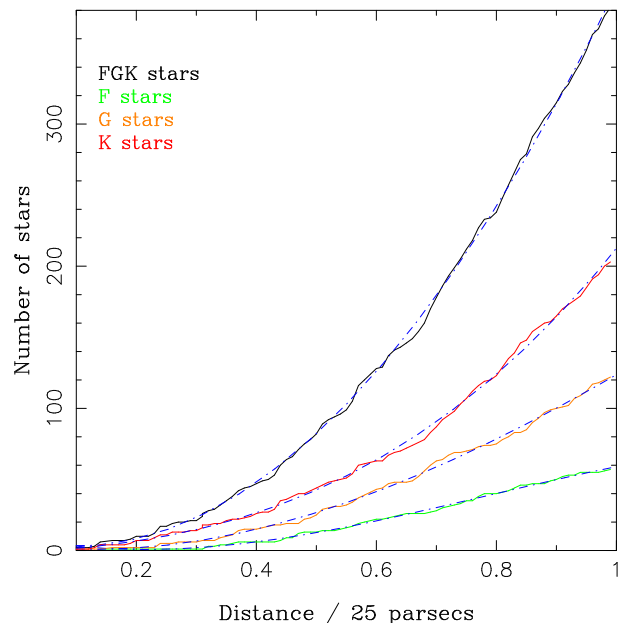


Fig. 1. Number of stars versus distance (normalized to 25 pc) for the F stars (green), G stars (orange), K stars (red) and for the observed 405 stars. Fits to cubic laws are plotted in blue.

purposes. The final selection contains 126, 220, and 477 stars of spectral types F,G and K respectively. In this contribution we present our first results for an observed subsample of 405 stars. The completeness of the observed sample can be seen in Figure 1 where the number of objects is plotted as a function of distance, and the distribution fits well a cubic law, which indicates that they are homogeneously distributed. M-type stars have in principle been excluded from this study; nevertheless, six M-type stars, members or candidate member of MGs, which exhibit high levels of chromospheric activity and are suspected to be young, have been included in order to better understand the properties of such stellar groups.

The observed stars are listed in Table 1, and Figure 2 shows the HR diagram of the sample. Several stars are clearly under the main sequence: HIP 4845, HIP 42525, HIP 49986, HIP 57939, HIP 72981, and HIP 96285. Hipparcos' spectral types for these stars are quite similar to those reported in other catalogues such as Wright et al. (2003), Skiff (2009), or SIMBAD. Only for HIP 72981 is incomplete, giving simply 'K:', whereas SIMBAD gives M1 and the most updated reference in Skiff (2009) gives M2. However, the colour index $B - V = 1.17$ suggests an early type, around K5. HIP 42525 is a star in a double system and has a large uncertainty in the parallax ($\sigma_{\pi} = \pm 15.51$ mas). Stars with uncertainties over 10 milliarcsec are identified with a symbol † in Table 1. The original selection (and therefore the observations) of the sample was made before the release of the revised Hipparcos parallaxes (van Leeuwen 2007), and some of our stars are now out of the 25 pc distance because their revised parallaxes are slightly smaller. These stars are identified with a symbol ‡ in Table 1. The most "extreme" case is HIP 1692 whose parallax has changed from 43.42 ± 1.88 mas to 3.23 ± 1.43 mas. This new parallax places the star in the giant branch as is clearly shown in Figure 2 (square in the upper right corner).

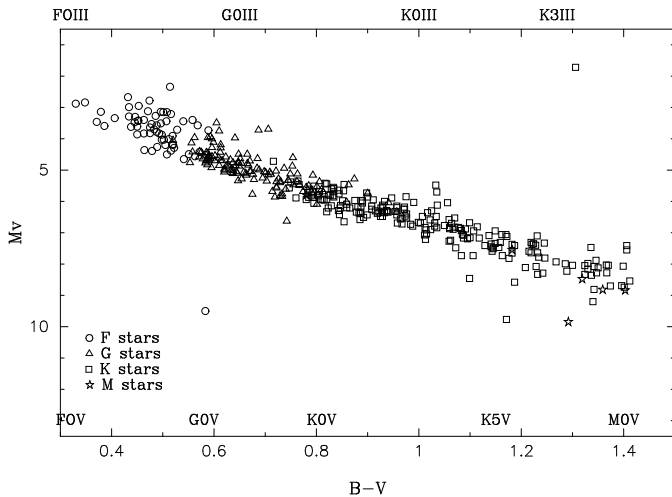


Fig. 2. HR Diagram for our sample of nearby late-type stars. F-type stars are plotted with circles; G-type stars with triangles; K-type stars with squares and M-type stars with stars.

3. Observations and data reduction

High-resolution spectra of 315 stars were obtained at the Calar Alto (Almería, Spain) and La Palma (Canary Islands, Spain) observatories during eight observing runs. Some stars (the most active ones) were observed more than once. The Calar Alto observations were taken with the fiber optics echelle spectrograph FOCES (Pfeiffer et al. 1998) attached at the Cassegrain focus of the 2.2 meter telescope. FOCES spectra have a resolution of ~ 57000 and cover a spectral range $\lambda\lambda$ 3800 - 10000 Å. La Palma observations were done at the 3.56 m Telescopio Nazionale Galileo (TNG) using the cross dispersed echelle spectrograph SARG (Gratton et al. 2001). In this case the resolution and spectral range are ~ 57000 and $\lambda\lambda$ 4960-10110 Å, respectively. Further details are given in Table 2.

The spectra were reduced using the standard procedures in the IRAF¹ packages *imred*, *ccdred*, and *echelle*, i.e. overscan, scattered light correction, and flat-fielding. Spectral orders were extracted with the routine *apall* and were normalized using the IRAF task *continuum* in order to compare the intensity of the lines and to measure equivalent widths. Thorium-Argon spectra were used for wavelength calibration. Figure 3 shows examples of representative stars in different spectral regions.

Since observations were done from northern observatories, most targets have $\delta > -25^\circ$. Therefore additional spectra from public libraries have also been analysed. Specifically, 90 spectra were taken from the public library “S⁴N” (Allende Prieto et al. 2004), which contains spectra taken with the 2dcoudé spectrograph at Mc Donald Observatory and the FEROS instrument at the ESO 1.52 m telescope in La Silla. Both the resolution and the spectral range are similar to those of our own observations ($R \sim 57000$, $\lambda\lambda$ 3620-9210 Å). FEROS spectra contribute partially to covering for the lack of southern targets.

¹ IRAF is distributed by the National Optical Astronomy Observatory, which is operated by the Association of Universities for Research in Astronomy, Inc., under contract with the National Science Foundation.

Table 2. Observing runs between 2005 and 2008.

Date	Instrument	Spectral Range (Å)	orders	dispersion (Å/pixel)	FWHM (Å)
July 05	FOCES	3470-10700	111	0.04-0.13	0.07-0.42
Jan 06	FOCES	3470-10700	111	0.05-0.13	0.09-0.39
Feb 06	SARG	5600-10000	50	0.02-0.04	0.09-0.14
Dec 06	FOCES	3640-10700	106	0.05-0.13	0.09-0.22
Jan 07	SARG	5600-10000	50	0.02-0.04	0.09-0.14
Apr 07	SARG	5600-10000	50	0.02-0.04	0.10-0.13
07A [‡]	FOCES	3470-10700	106	0.04-0.13	0.09-0.25
Nov 08	SARG	5600-10000	50	0.02-0.04	0.09-0.14

[‡] First semester 07. Service Mode.

4. Kinematic analysis

4.1. Radial velocities

Radial velocities were measured by cross-correlating order by order, using the IRAF routine *fxcor*, the spectra of our programm stars with spectra of radial velocity standard stars of similar spectral types (Table 3), taken from Barnes et al. (1986), Beavers et al. (1979), and Udry et al. (1999a,b). Spectral orders with chromospheric features and prominent telluric lines were excluded when determining the mean radial velocity. Typical uncertainties are between 0.15 and 0.25 km/s, while maximum uncertainties are around 1-2 km/s. Column 9 of Table 1, gives our results for the radial velocities. A large number of stars in our sample (51) are known spectroscopic binaries and are listed in *The 9th catalogue of spectroscopic binaries* (Pourbaix et al. 2004, hereafter SB9) and *The 3rd Catalogue of Chromospherically Active Binary Stars* (Eker et al. 2008). They are identified in Table 1 with the label ‘Spec. Binary’. For those stars we have considered the radial velocity of the centre of mass of the system.

We have compared our results with radial velocity estimates by Kharchenko et al. (2007, hereafter KH07), Nordström et al. (2004, hereafter NO04), Valenti & Fischer (2005, hereafter VF05), and Nidever et al. (2002, hereafter NI02). These values are also given columns 10 to 13 of Table 1. Of the 405 stars in our sample, 366 are found in KH07, and the differences among the radial velocity values in that work and our results are less than 2 km/s for 290 stars, i.e., 79.2% of the common stars. A comparison with the NO04 data shows that, for 215 out of 251 common stars (i.e. 85.6%), the corresponding differences between the radial velocities are less than 2 km/s. A similar result, 85.3% (177 out of the 151 common stars), is found when considering VF05 data. The comparison with NI02 is even better, because 179 out of 190 stars (i.e. 94.2 %) show differences lower than 2 km/s.

Figure 4 illustrates these comparisons. One can see that the differences are slightly greater with KH07, likely because of the non-homogeneous origin of their radial velocities values, mainly taken from *The general catalogue or radial velocities* (Barbier-Brossat & Figon 2000).

4.2. Identification of moving group candidates

Soderblom & Mayor (1993a) argued that, in order to be convincingly classified as a kinematic group, a group of stars should be moving through space at the same rate and in the same direction, and they should share the same velocity in the direction of the Galactic rotation V . This is because while motions in U and W lead to oscillations of the star about the

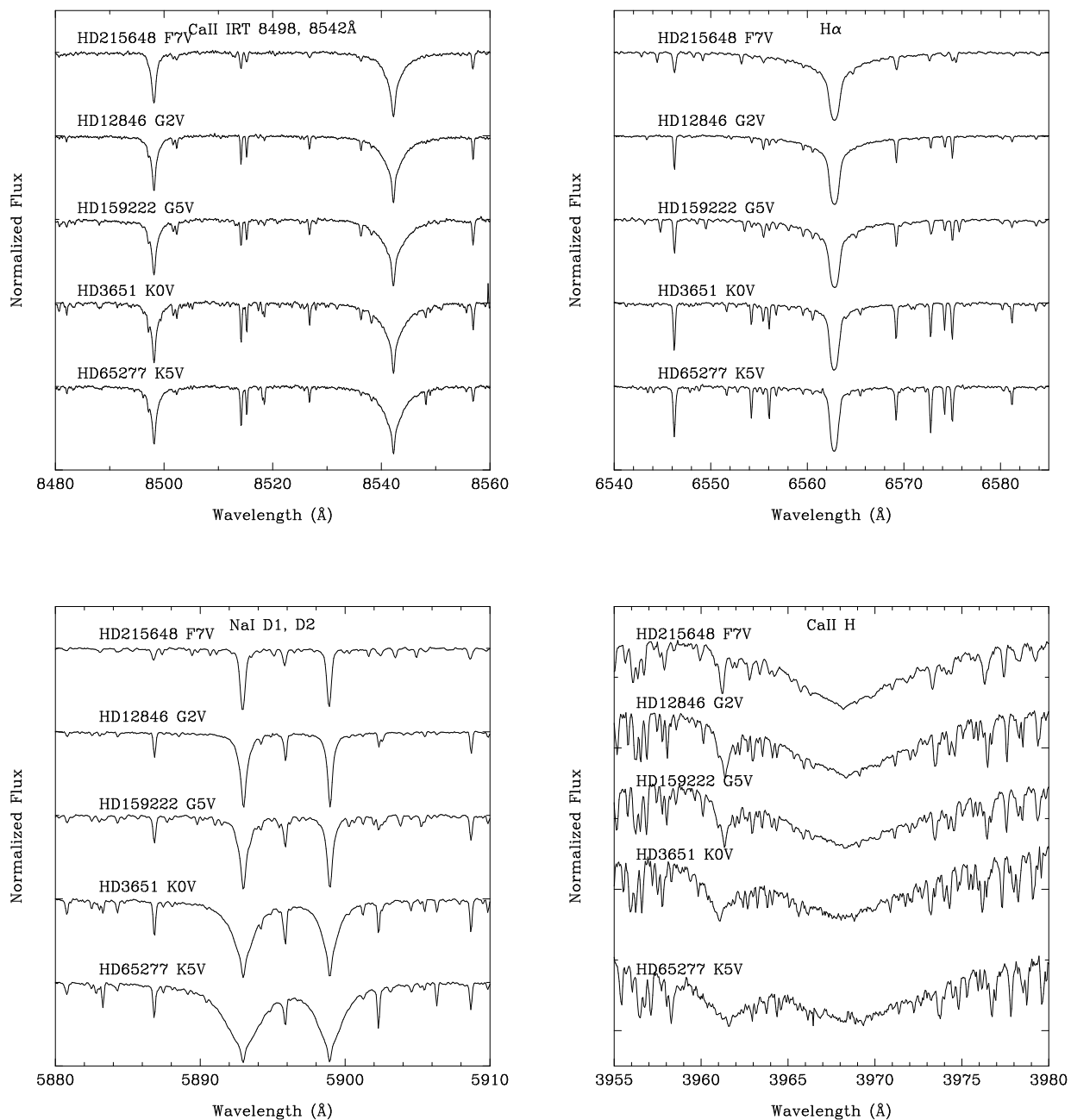


Fig. 3. FOCES spectra of representative stars in the Ca II IRT regions, $H\alpha$, Na I D_1 , D_2 , and Ca II H & K regions.

mean motion of the group, diffusion in V removes the star from its cohort forever. However, stars identified as group members show different structures tilted in the (U, V) plane, i.e., do not form flat bars or ellipses with small σ_V (e.g. Skuljan et al. 1997), and therefore both U, V velocity components must be used to define more realistic membership criteria.

Galactic spatial-velocity components (U, V, W) were computed using our radial velocity results listed in Table 1, together with Hipparcos parallaxes (van Leeuwen 2007) and Tycho-2 proper motions (Høg et al. 2000). To compute (U, V, W) we followed the procedure of Montes et al. (2001b) who updated the original algorithm of Johnson & Soderblom (1987) to epoch J2000 in the International Celestial Reference System (ICRS) as described in section 1.5 of The Hipparcos and Tycho Catalogues' (ESA 1997). To take the possible correlation be-

tween the astrometric parameters into account, the full covariance matrix was used in computing the uncertainties. To identify possible members of MGs we proceeded in two steps:

- *i) Selection of young stars.* Young stars are assembled in a specific region of the (U, V) plane with $(-50 \text{ km/s} < U < 120 \text{ km/s}; -30 \text{ km/s} < V < 0 \text{ km/s})$, although the shape is not a square, see Figure 5.
- *ii) Selection of possible members of MGs with small V dispersion.* Considering previous results (Skuljan et al. 1997, 1999; Montes et al. 2001b), a dispersion of 8 km/s in the U, V components with respect to the central position of the MG in the (U, V) plane is allowed. The same dispersion is considered when taking the W component into account.

One hundred two stars of the sample have been classified as possible members of the different MGs: 29 for the Local

Table 3. Radial velocity standard stars

Star	SpT	$V_r \pm \sigma_{V_r}$ (km/s)	Reference
HD 102870	F8V	4.30	a
HD 50692	G0V	-15.05	a
HD 84737	G0.5	6.0 ± 1.1	b
HD 20630	G5V	18.0 ± 1.0	b
HD 159222	G5V	-51.60	a
HD 82885	G8III	14.40	a
HD 65583	G8V	14.80	a
HD 144579	G8V	-59.45	a
HD 182488	G8V	-21.55	a
HD 102494	G9IV	-22.1 ± 0.3	c
HD 62509	K0III	3.2 ± 0.3	c
HD 100696	K0III	0.2 ± 0.5	b
HD 3651	K0V	-32.96 ± 0.8	b
HD 38230	K0V	-29.25	a
HD 136442	K0V	-45.6 ± 0.8	b
HD 92588	K1IV	43.5 ± 0.3	d
HD 10476	K1V	-33.9 ± 0.9	b
HD 73667	K1V	-12.10	a
HD 124897	K2III	-5.3 ± 0.3	c
HD 4628	K2V	-10.1 ± 0.4	d
HD 82106	K3V	29.75	a
HD 139323	K3V	-67.20	a
HD 29139	K5III	54.29 ± 0.2	c

a Udry et al. (1999b)
 b Barnes et al. (1986)
 c Udry et al. (1999a)
 d Beavers et al. (1979)

Association, 29 for the Hyades, 18 for the Ursa Major, 19 for IC2391, and 7 for Castor. Column 2 of Table 4 lists these numbers, while the specific stars are listed in Tables 9 to 13. Their contents are described in Appendix A. Another 78 stars have been selected as *young disc stars*. These stars are inside or in the boundaries that determine the young disc population, but their possible inclusion in one of the stellar kinematic groups is not clear. The identified young disc stars are given in Table 14. Figure 5 shows the (U, V) and (W, V) planes, usually known as Bottlinger’s diagrams, for these stars.

4.3. Eggen’s astrometric criteria

To test whether a star “belongs” to a kinematic group, Eggen tried to establish “strict” criteria for MG-membership (Eggen 1958, 1995). Eggen’s criteria basically treat MGs, whose stars are extended in space, like open clusters whose stars are concentrated in space. Therefore, it is assumed that the total space velocities of the stars in the MG are parallel and move towards a common convergent point. The same relations of the moving-cluster method for the total and tangential velocities are applied, but taking into account only the components of the proper motion (μ) oriented towards the convergence point (ν) and the component of the proper motion oriented perpendicularly to the great circle between the star and the convergence point (τ). The total (V_T) and tangential velocity (denoted as Peculiar Velocity, PV , by Eggen) can be combined to define a predicted radial velocity (ρ_c).

The first membership criterion, namely the *peculiar velocity criterion*, is to compare the proper motion of the candidate to the proper motion expected if the star were a member of the

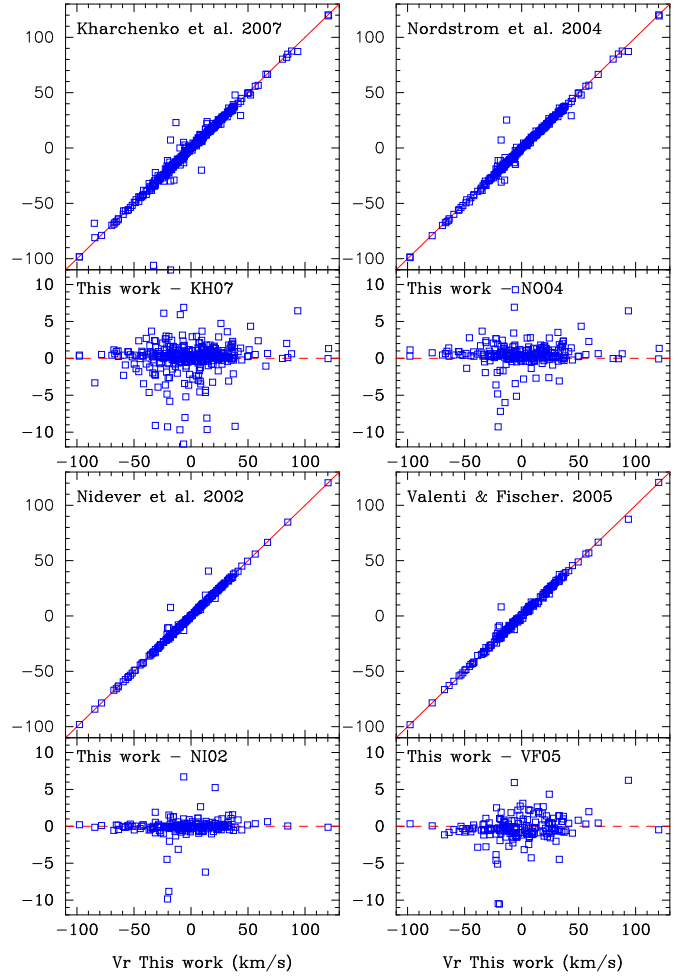


Fig. 4. Comparison of radial velocities taken from the literature and obtained in this work. Top left panel: Kharchenko et al. (2007); top right panel: Nordström et al. (2004); bottom left panel: Nidever et al. (2002); bottom right panel: Valenti & Fischer (2005)

MG; i.e., the candidate is accepted as an MG member if the ratio τ/ν or PV/V_{Total} is “sufficiently small”. Eggen (1995) considered a candidate to be a member if its peculiar velocity is less than 10% of the total space velocity.

The second membership criterion, the *radial velocity criterion*, compares the observed and the predicted radial velocities. Eggen (1958) considered a star to be a member if the difference between both radial velocities is less than 4-8 km/s. A more detailed discussion of these criteria can be found in Montes et al. (2001b).

Table 4 gives the number of stars in each MG that satisfy both criteria (column 3), only the peculiar velocity criterion (column 4), and only the radial velocity criterion (column 5). Only a low percentage of the MGs members selected in the previous section satisfies both criteria (from $\approx 49\%$ in the Local Association to roughly 16% in the IC2391 MG). The results for individual stars are given in columns 8 and 9 of Tables 9 to 13. For both PV (column 8) and ρ_c (column 9) criteria, there is a label, ‘Y’ or ‘N’, which indicates if the star satisfies the criteria.

Table 4. Number of MGs candidates according to Eggen’s criteria.

Group	Total stars	Both criteria	Only PV	Only ρ_c
Local Association	29	14	9	1
IC2391	19	3	7	5
Castor	7	2	0	4
Ursa Major	18	6	1	7
Hyades SC	29	9	5	9

Eggen’s criteria are not conclusive since they assumed a constant V within the stars of a given MG. Anticipating some of the results in Section 6, some stars for which both age estimates and (U, V, W) components indicate that they are probable MG members do not satisfy these criteria.

5. Age estimates

Members of a given MG should be coeval and moderately young (only several Myr old, see Section 1) therefore it is expected that MGs members share age related-properties, such as similar chromospheric emission or lithium abundance. This provides the means of assessing the likelihood of membership for a given star that is independent of its kinematics.

5.1. Lithium abundance

Lithium abundance in late-type stars is a well-known age indicator since this element is destroyed as the convective motions gradually mix the stellar envelope with the hotter ($T \sim 2.5 \times 10^6 K$) inner regions. However, it should only be regarded as an additional age indicator when compared with others since Li I equivalent width has a wide spread at a given age and mass, and consequently, the relation lithium-age is poorly constrained. Furthermore, for late K, M-type stars, lithium is burned so rapidly that it is only detectable for extremely young stars. Thus, the use of Li I as an age tracer is biased toward young stars, and it only provides low limits for stars of the age of the Hyades or older.

An age estimate of the stars in our sample can be carried out by comparing their Li I equivalent width, with those of stars in well known young open clusters of different ages (e.g. Montes et al. 2001a; López-Santiago et al. 2006). Lithium EWs have been obtained using the IRAF task *sbands*, performing an integration within a band of 1.6 Å centred in the lithium line. At the spectral resolution of our observations, the Li I 6707.8 Å line is blended with the Fe I 6707.41 Å line. To correct for a possible contamination by Fe I, Soderblom et al. (1990) obtained an empirical relationship between the colour index $(B - V)$ and the Fe I equivalent width, measured in stars that showed only the Fe I feature and no Li I. Soderblom’s equation was obtained by using main-sequence and subgiant stars, so it does not account for possible luminosity-class effects. Therefore we have built a new relationship, using only main-sequence stars without lithium detected in the spectrum:

$$Fe\ I\ (EW) = (0.020 \pm 0.005)(B - V) - (0.003 \pm 0.0015)(\text{Å}). \quad (1)$$

Which is fairly similar to the one obtained by Soderblom:

$$Fe\ I\ (EW) = 0.040(B - V) - 0.015(\text{Å}). \quad (2)$$

The EWs obtained are shown in column 10 in Tables 9 to 13, for each individual MG and in column 6 in Tables 14 to 15 for the stars classified as *Other young disc stars* and for the stars not selected as possible MGs, respectively.

Figure 6 shows the EW Li I versus colour index $(B - V)$ diagram. We have overplotted the upper envelope of the Li I EW of IC2602 (10-35 Myr) given by Montes et al. (2001a), the Pleiades cluster (78-125 Myr) upper envelope determined by Neuhaeuser et al. (1997), and the lower envelope adopted by Soderblom & Mayor (1993a), as well as the Hyades open cluster (600 Myr) envelope adopted by Soderblom et al. (1990). These clusters cover the range of ages of the MGs studied here (35-600 Myr).

Nearly 4 % of the stars are between the Pleiades envelopes, consistent with an age of ~ 80 Myr. Roughly 8% of the stars are between the Hyades and the Pleiades lower envelope with an age similar to those stars in the Ursa Major ~ 300 Myr. Stars with lithium EW below the Hyades envelope are likely to be older than 600 Myr. They are around the 23% of the sample. Thus, approximately 35% of the stars are moderately young (younger than 1 Gyr). Roughly 50% of the stars lie below the Pleiades lower envelope (but not below the Hyades’ one). For these stars we can only state that they should be older than the Pleiades. Finally, stars with no photospheric Li I detected are expected to be older than 1 Gyr (around 15% of the whole sample).

Concerning spectral types, the majority of the F stars are in the Hyades-like region of the diagram, with only five out of 61 stars in the Pleiades-like region. For G-type stars, 71 out of 129 are in the Hyades-like region, 34 in the Ursa Major-like region and only HIP 63742 shows an EW comparable to those stars in the Pleiades. Finally, six out of 209 K-type stars are in the Pleiades-like region and 15 in the Ursa Major-like.

The stars with the largest Li I EW are HIP 46816, HIP 46843, HIP 13402, HIP 63742 HIP 75809, HIP 75829 (in this order). According to their kinematics, HIP46816 has been classified in the *young discs stars* category, whereas the three other stars have velocity-components (U, V, W) in the boundaries of the Local Association (discussed in some detail in Section 6.1).

5.2. Stellar activity indicators

It is well known that for cool stars with convective outer-layers, chromospheric activity and rotation are linked by the stellar dynamo (e.g. Kraft 1967; Noyes et al. 1984; Montesinos et al. 2001) and both (activity and rotation) diminish as the stars evolve. Thus, activity/rotation tracers, such as R'_{HK} , L_X or rotational periods are often used to estimate stellar ages (for a recent detailed work on this subject see Mamajek & Hillenbrand 2008).

5.2.1. Chromospheric emission: Ca II H & K lines

The stellar chromospheric activity is usually quantified by the R'_{HK} index, defined as the ratio of the chromospheric emission in the cores of the broad Ca II H & K absorption lines to the total bolometric emission of the star (e.g. Noyes et al. 1984). The R'_{HK} values used in this work were taken from Martínez-Arnáiz et al. (2010) since they were obtained from the spectra in this paper. For those stars with no R'_{HK} value in Martínez-Arnáiz et al. (2010), the R'_{HK} values have been taken from the literature (see references in Appendix A).

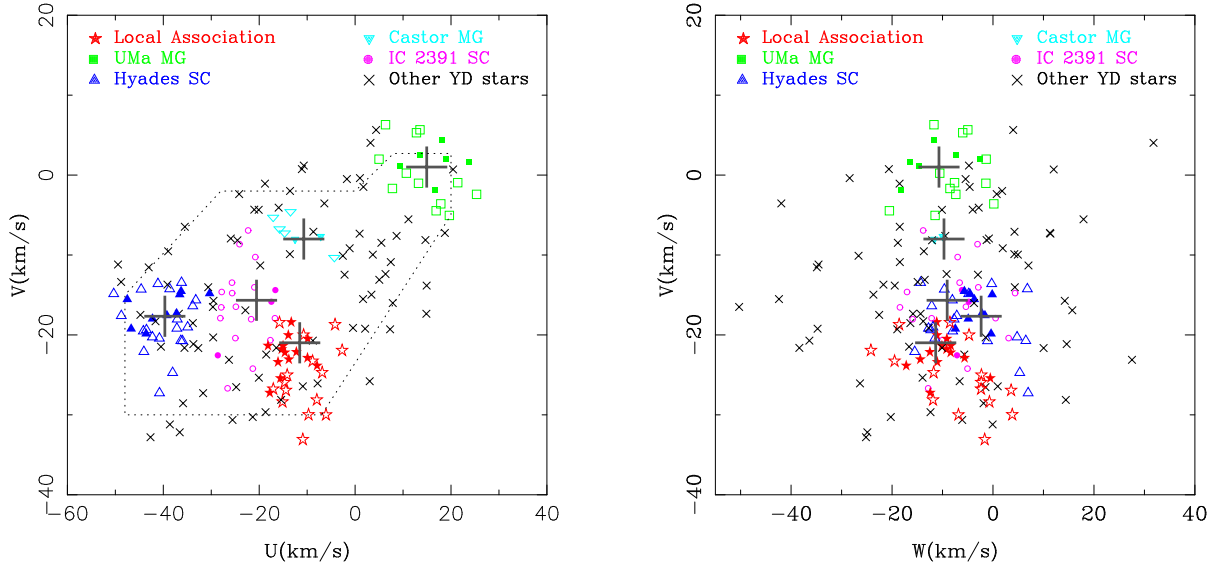


Fig. 5. (U, V) and (W, V) planes for the observed stars. Different colours and symbols indicate membership to different MGs. Large crosses represent the convergence point of the young MGs shown in the figure. The dotted line represents the boundary of the young disc population as defined by Eggen (Eggen 1984, 1989). Stars that satisfy both Eggen’s criteria are shown with filled symbols, while open symbols indicate stars that do not satisfy at least one of the Eggen’s criteria.

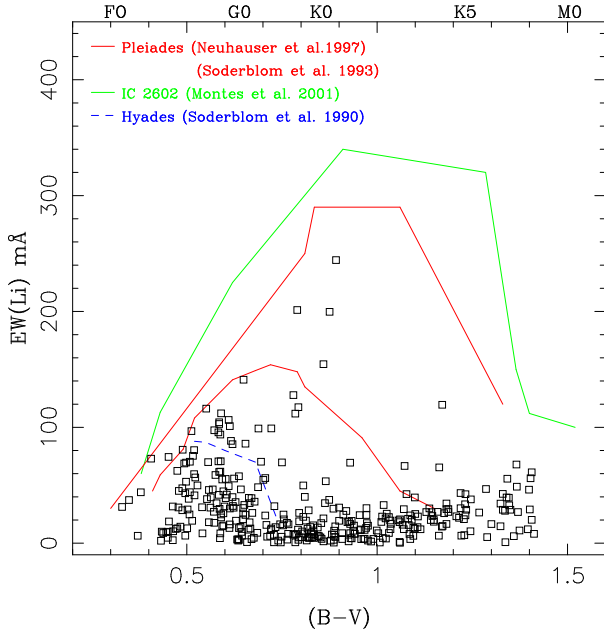


Fig. 6. Li I vs $(B - V)$ diagram. Lines indicate the envelopes for the IC2602 (green), Pleiades (red), and Hyades (dashed blue).

Several relations between $\log R'_{\text{HK}}$ and stellar chromospheric age are available in the literature (e.g. Soderblom et al. 1991). In this paper we take those given by Mamajek & Hillenbrand (2008, Eq.3):

$$\log(\tau/\text{yr}) = -38.053 - 17.912 \log R'_{\text{HK}} - 1.6675 \log R'^2_{\text{HK}}, \quad (3)$$

which is valid between $\log R'_{\text{HK}}$ values of -4.0 and -5.1 (i.e. $\log \tau$ of 6.7 and 9.9). Although the stars used in the calibration of Eq. 3 are all stars with $(B - V) < 0.9$, we assume it holds for the entire $(B - V)$ range of our stars. As in the case of the lithium abundance, activity indicators are also biased towards younger stars. The accuracy of Mamajek’s relation is 15-20% for young

stars (younger than 0.5 Gyr), but beyond this age, uncertainties can grow up to more than 60%. The $\log R'_{\text{HK}}$ values and derived ages are shown in columns 11 and 12 in Tables 9 to 13, and columns 7 and 8 in Tables 14 to 15.

Figure 7 shows the $\log R'_{\text{HK}}$ versus $(B - V)$ diagram of stars in clusters of known ages. Following Henry et al. (1996), we used $\log R'_{\text{HK}}$ to classify stars into “very inactive” ($\log R'_{\text{HK}} < -5.1$), “inactive” ($-5.1 < \log R'_{\text{HK}} < -4.75$), “active” ($-4.75 < \log R'_{\text{HK}} < -4.2$), and “very active” if $\log R'_{\text{HK}} > -4.2$. The percentages of stars in each region are 8%, 47%, 41%, and 4%, respectively. Mean $\log R'_{\text{HK}}$ value for inactive stars is -4.93 with a standard deviation of 0.09, and $\langle \log R'_{\text{HK}} \rangle = -4.53$ with a standard deviation of 0.13 for active stars. These numbers are quite similar to those found by Henry et al. (1996) and Gray et al. (2003).

Most of the stars in the “very active” category are, according to their kinematics, candidate members to MGs. HIP 46843 and HIP 86346 (Local Association), HIP 21482, and HIP 25220 (Hyades), HIP 8486 (Ursa Major), HIP 66252 (IC2391) HIP 33560 and HIP 46816 (young disc population). Three of the stars in this “very active” region, namely HIP 45963, HIP 21482 and HIP 91009 are well-known variable chromospherically active binaries (included in The 3rd Catalogue of chromospherically active binary stars (Eker et al. 2008)). In those systems, stellar activity/rotation are enhanced by tidal interaction with the companion star, leading to high levels of chromospheric and coronal emission, up to two orders of magnitude higher than the level expected for a single star with the same rotation period (Basri et al. 1985; Simon & Fekel 1987; Montes et al. 1996). Therefore their $\log R'_{\text{HK}}$ values cannot provide any information on their age or membership to MGs. Lithium abundance is also affected in this kind of systems, showing overabundances with respect to the typical values for single stars of the same mass and evolutionary stage (Barrado y Navascués et al. 1997).

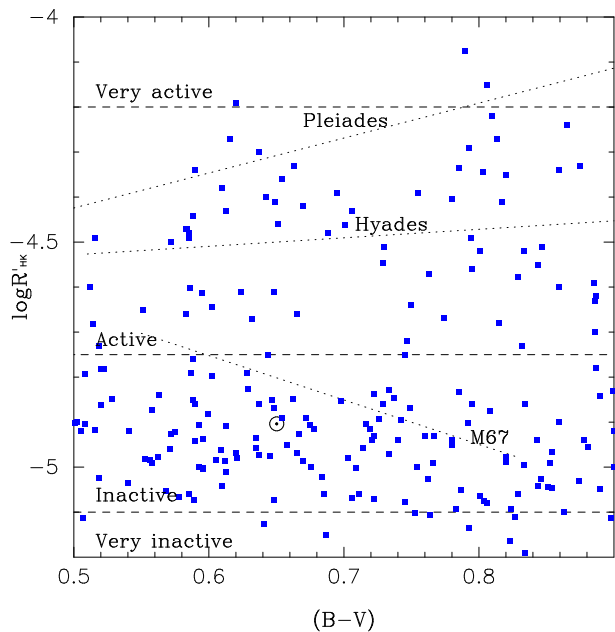


Fig. 7. $\log R'_{\text{HK}}$ vs $(B - V)$ colour. The position of the Pleiades (~ 120 Myr), Hyades (600 Myr), and M67 (4 Gyr) stars are indicated with dotted lines (Mamajek & Hillenbrand 2008). The position of the Sun is also shown with a dotted circle. Dashed lines are the limits for very active, active, inactive, and very inactive stars, according to Henry et al. (1996).

5.2.2. Coronal emission: ROSAT data

In addition to their chromospheric activity, the rapid rotation of young stars drives a vigorous stellar dynamo, producing a strong, coronal X-ray emission. Even though there are L_X values already published in several catalogues (e.g. Hünsch et al. 1999), in order to be self-consistent we have re-computed them with the revised Hipparcos parallaxes (van Leeuwen 2007) used in this work.

To compute L_X , we searched for X-ray counterparts in the ROSAT All-Sky Survey Bright Source Catalogue (Voges et al. 1999) and the Faint Source Catalogue (Voges et al. 2000). To determine the X-ray fluxes we used the count rate-to-energy flux conversion factor (C_X) relation given by Fleming et al. (1995):

$$C_X = (8.31 + 5.30 \text{ HR1}) 10^{-12} \text{ erg cm}^{-2} \text{ counts}^{-1}. \quad (4)$$

Where HR1 is the hardness ratio of the star in the ROSAT energy band 0.1-2.4 KeV. Combining the X-ray count rate, f_X (counts s^{-1}), and the conversion factor C_X with the distance D , the stellar X-ray luminosity L_X (erg s^{-1}) can be estimated:

$$L_X = 4\pi D^2 C_X f_X. \quad (5)$$

Figure 8 shows the fractional X-ray luminosity L_X/L_{Bol} versus the colour index $(B - V)$. Bolometric corrections were derived from the $(B - V)$ colour by interpolating in Flower (1996, Table 3) Data for the Pleiades (Stauffer et al. 1994) and Hyades (Stern et al. 1995) clusters have been overplotted for a comparison. Approximately 23% of the stars are in the Pleiades region of the diagram, 51% of the stars are in the Hyades region, and $\sim 26\%$ of the stars are below the Hyades' sequence.

To compute the stellar age from the X-ray luminosity, we followed the work by Garcés et al. (2010, in prep):

$$\begin{aligned} L_X &= 6.3 \times 10^{-4} L_{\text{Bol}} & (\tau < \tau_i) \\ L_X &= 1.89 \times 10^{28} \tau^{-1.55} & (\tau > \tau_i). \end{aligned} \quad (6)$$

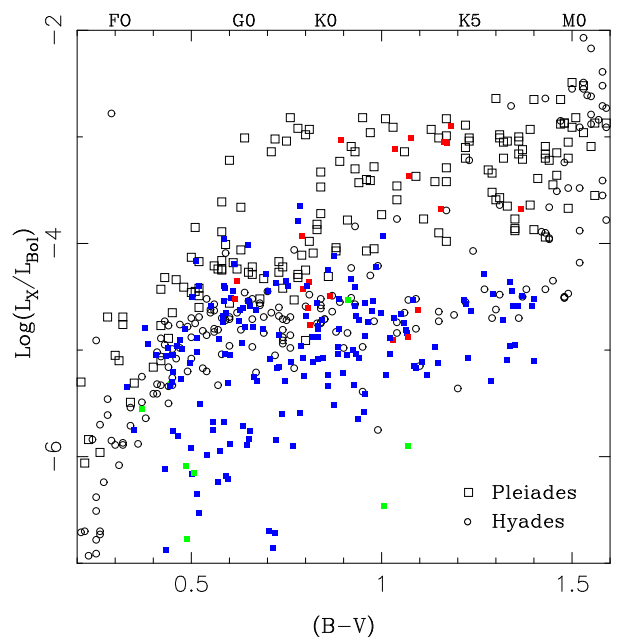


Fig. 8. Fractional X-ray luminosity $\log(L_X/L_{\text{Bol}})$ vs colour index $B - V$. Stars classified as “very active” and “very inactive” according to their $\log R'_{\text{HK}}$ value are plotted in red and green colours, respectively.

With $\tau_i = 2 \times 10^{20} L_{\text{Bol}}^{-0.65}$, and both L_X and L_{Bol} are expressed in erg/s and τ is given in Gyr. Columns 13 and 14 in Tables 9 to 13 show the L_X/L_{Bol} values and derived ages, while in Tables 14 to 15 these data are in columns 9 and 10.

The critical parameter τ_i marks the change from a non-saturated regime in which there is an inverse relation between the stellar rotation and L_X and the saturated regime in which the star reaches a maximum L_X such that $L_X/L_{\text{Bol}} \approx 10^{-3}$ (e.g. Pizzolato et al. 2003, and references therein). Only one star, HIP 86346, is in the saturated regime. For this star, Eq. 6 only provides an upper limit to the age, close to the “real” age of the star. This star is discussed in some detail in Section 6.1.

Most of the stars included in the “very inactive” category defined before do not have ROSAT data, and for the few of them that do, X-ray data place them below the Hyades' sequence (Fig 8). Lithium abundance shows a similar behaviour, and these stars are below the Hyades' envelope or do not show lithium at all. Although some of them have been identified by means of their kinematics as young disc stars or MG members, age diagnostics show that they are, however, old stars. For the stars in the “very active” category, the situation is the opposite one. All of them have ROSAT data, and most of them have fractional X-ray luminosities similar to those of the Pleiades (Fig 8). They also show higher lithium abundances than the “very inactive” or the “inactive” stars.

5.2.3. Age from stellar rotation: Gyrochronology

Stars are born with relatively high rotational velocities. In the course of their evolution, rotation decreases due to the loss of angular momentum with stellar winds and magnetic braking (Weber & Davis 1967; Janke & Collier Cameron 1993; Aibéo et al. 2007). Thus stellar rotation can be used to estimate stellar ages, and it is well known that solar-type stars follow

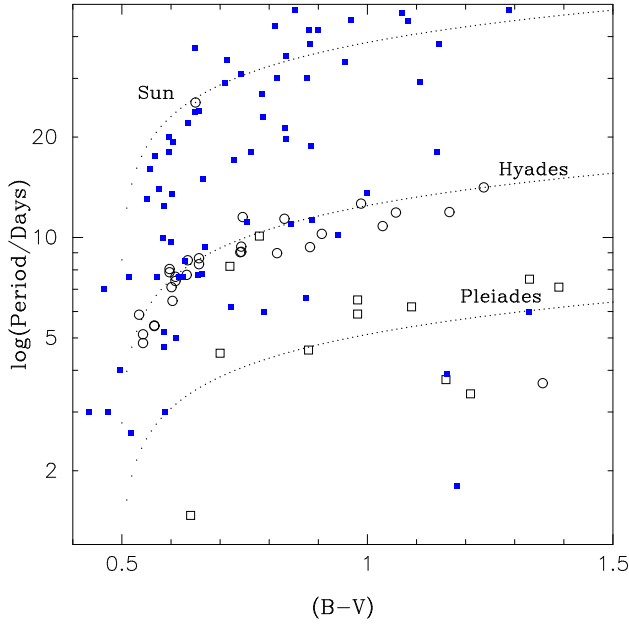


Fig. 9. Rotation periods vs $(B-V)$ colour. Data from the Pleiades were taken from Prosser et al. (1995), whereas data from the Hyades are from Radick et al. (1987). Three gyrochrones (at the ages of the Pleiades, Hyades, and the Sun) have been overplotted for a comparison.

a law of the form $P_{\text{Rot}} \propto t^{1/2}$ (Skumanich 1972). Subsequent works have refined this relationship, e.g., by establishing a weak dependence in the evolution of rotational periods (e.g. Kawaler 1989) or deriving a rotation-age relationship as a function of the stellar colour (Barnes 2007; Mamajek & Hillenbrand 2008).

To compute ages, we follow the relationship given by Mamajek & Hillenbrand (2008):

$$P_{\text{Rot}} = 0.407((B-V) - 0.495)^{0.325} \times t^{0.566}. \quad (7)$$

With the age of the star, t , given in Myr and the period in days.

Rotational periods have been taken from Noyes et al. (1984), Baliunas et al. (1996), Saar & Osten (1997), and Messina et al. (2001). Unfortunately, only 17.3% of the stars have measured rotational periods. Rotational periods and derived ages are given in columns 15 and 16 in Tables 9 to 13 and columns 11 and 12 in Tables 14 to 15. Figure 9 shows the rotation period for the stars of our sample as a function of the colour index $(B-V)$. Percentages of Pleiades-like, Hyades-like, and older stars are 22%, 28%, and 50% respectively. All stars with rotation periods lower than seven days are MGs candidates. The fastest rotator is HIP 86346 with a period of only 1.8 days, while the slowest ones are HIP 3093 and HIP 104217 with 48 days.

5.2.4. Discussion

Figure 10 shows the age distribution for the different activity indicators. The results can be compared with those of Mamajek & Hillenbrand (2008, Figure 14). Chromospheric age shows an enhancement of the star formation rate in the last 2 Gyr, then the distribution becomes more or less flat. We do not find a clear minimum at 2 Gyr, the so-called *Vaughan-Preston gap* (Vaughan & Preston 1980). ROSAT ages are biased towards stars younger than 3-4 Gyr; i.e., older stars have negligible (or undetectable) X-ray emission, and therefore their distribution

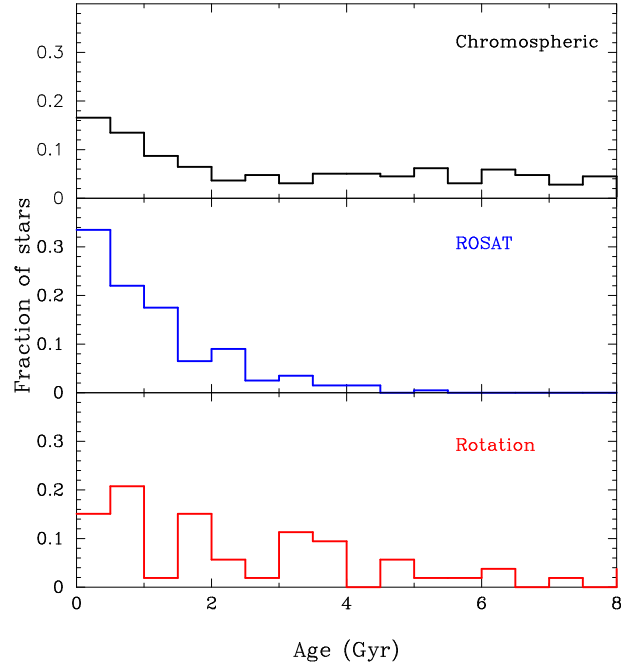


Fig. 10. Age distribution for chromospheric-derived ages (black solid line), ROSAT ages (blue line), and rotational ages (red line).

does not offer information on the stellar formation history. As far as rotational ages are concerned, there are not enough stars with measured rotational periods to draw robust conclusions.

Although the agreement between the ROSAT and the chromospheric distribution is overall good, when considering individual stars there can be discrepancies, which can be for different reasons. For example, some stars present variability in their levels of activity, which leads to very different age estimates if the activity indicators are taken in different epochs of the activity cycle. For example, HIP 37349 is a known variable observed three times: $\log R'_{\text{HK}}$ values are -4.54, -4.57, and -4.28 (Martínez-Arnáiz et al. 2010), which lead to ages 800, 950, and 115 Myr, respectively, while the ROSAT-derived age is 1.17 Gyr, which is compatible with 800-950 Myr but not with 115 Myr. In addition, stellar rotation can be influenced by tidal interaction in binary systems, leading to completely different ages. Finally there could be other aspects like possible mismatches of X-ray sources with their optical counterparts.

5.3. Additional criteria

5.3.1. Presence of debris discs

It is now well established that debris discs are more common around young stars (e.g. Habing et al. 2001; Zuckerman et al. 2004; Siegler et al. 2007). As stars age they are on average orbited by increasingly fewer dust particles so a high value of the fractional dust luminosity, f_d , can be used as an additional indicator of youth. There is evidence that debris systems of high infrared luminosity are more intimately linked to young stellar kinematic groups than the majority of normal stars (e.g. Moór et al. 2006); indeed, several of the stars with the strongest infrared excesses are members of MGs (e.g., β Pic, Barrado y Navascués et al. 1999).

However, f_d is a rather inaccurate age diagnostic. First, the amount of excess emission shows large differences among stars

within the same age range (e.g. Siegler et al. 2007, Fig. 7). Even though stars with significant excess emissions should in principle be young, no further information can be given without additional age estimates. Moreover, there are relatively old systems (age ≥ 500 Myr) with high f_d values ($f_d \approx 10^{-3}$) possibly associated with stochastic collisional events.

Stars with known infrared excesses and their inclusion to MGs are given Table 5. As shown in that table, the IR excesses of those stars are relatively moderate ($f_d \approx 10^{-5}$) and most stars with excess are not related to MGs. For example, the three stars with the largest IR-excess (HIP 76375, HIP 40693, and HIP 32480) are old field stars. Both kinematics and activity-derived age confirm this.

5.3.2. Metallicity

Moving group members are supposed to have formed in the same molecular cloud, so, they should have similar metallicity. Local Association and Ursa Major members are expected to have metallicities compatible with the solar value. Recently, Soderblom et al. (2009) have obtained $[\text{Fe}/\text{H}] = +0.03$ for a sample of 20 Pleiades' stars with statistical and systematic uncertainties of $+0.002$ and $+0.05$, respectively. For members of the Ursa Major Group, Boesgaard & Friel (1990) found $[\text{Fe}/\text{H}] = -0.085$, $\sigma = 0.021$. Hyades' members should be slightly metal rich $[\text{Fe}/\text{H}] = +0.14$, $\sigma = 0.05$. Therefore we discard very metal-poor stars as "good" MG candidates. Considering that the "old" (2 Gyr) and metal-rich MG HR1614 has a mean metallicity of $[\text{Fe}/\text{H}] = +0.19 \pm 0.06$ (Feltzing & Holmberg 2000), stars with metal overabundances over $\approx +0.20$ should also be discarded.

Reliable spectroscopic determinations of the metallicity for our stars were taken from the literature (Fuhrmann 2008, 2004; Santos et al. 2004; Sousa et al. 2008; Takeda et al. 2005; Valenti & Fischer 2005). When no spectroscopic metallicities were found there, they were computed from Strömgren indices (Hauck & Mermilliod 1997) by using the calibrations given by Schuster & Nissen (1989). These values are given in columns 17 (Tables 9 to 13) and 13 (Tables 14 to 15).

An inspection of the metallicities obtained reveals that there are no MGs candidates among the most metal-poor stars. However, some MGs candidates have positive metallicities. This is especially evident in the Hyades MG where the 45% of the candidates are more metal-rich than the Sun. Between them we find HIP 43587 and HIP 67275, which are among the most metal rich in our sample, $[\text{Fe}/\text{H}] = +0.35$, $[\text{Fe}/\text{H}] > +0.30$, respectively, and they both are known to have planets. As we will see in Section 6.2, their age estimates confirm that they are old stars and not "good" Hyades' members.

6. Comparison between kinematic and age estimates. Final membership.

Tables 9 to 13 show a summary of the kinematic and spectroscopic properties, as well as age estimates, of the stars which are candidate members to the different MG, according to their (U, V, W) velocity components. Each table refers to one specific MG. This summary classifies the MGs candidates into three different categories, which are similar to the ones by Soderblom & Mayor (1993a):

- *Probable non-member*: If the derived ages from the different indicators agree, but they are in conflict with the object having an age as an MG member.

- *Doubtful member*: If there is important disagreement among the different age indicators, including here the assigned age of the corresponding MG, or there is lack of information (i.e., some age indicators are not available)
- *Probable member*: If age indicators agree and also do with the position of the star in the (U, V) plane.

The following subsections describe the membership of the stars studied in this work and the properties of each MG individually

6.1. Membership and properties of the Local Association candidates

The concept of a Local Association of stars was introduced by Eggen (e.g. Eggen 1975). This association, also known as Pleiades MG or Pleiades stream, includes stars in the Pleiades, α Persei, and IC2602 clusters, as well as stars in the Scorpius-Centaurus star-forming region. In the past years, small associations or groups of very young stars have been detected among Local Association members (AB Dor, TW Hydrae, β Pic, and others). The spatial motions of these new associations are quite similar, but they present a wide range in ages and distributions around the Sun (e.g. Zuckerman & Song 2004), which leads to the question of whether it is reasonable to consider the Local Association as a single entity. Addressing this problem is beyond the scope of this paper, so we consider the Local Association as a single MG.

There are 29 stars (Table 9) that have velocity components (U, V, W) consistent with the stars being candidates to the Local Association. Eight out of the 29 stars do not satisfy other criteria; i.e., their age estimates suggest that they are older than 20-150 Myr commonly adopted for the Local Association, and we consider them to be non-members; Seven out of the 29 stars are considered as doubtful members while, 14 are good candidates, i.e., probable members. Although the number of candidates is too small to draw robust conclusions we can infer that the contamination by old main-sequence stars vary from roughly 25% to 50%.

Table 6 lists the candidates and our final classification (column 3) for the Local Association stellar membership. Some of our candidates have already been classified as members of the young association around the star AB Dor or members of the so-called Hercules-Lyra association introduced by Fuhrmann (2004), which are listed in columns 4 to 6 of Table 6. All the previously proposed members of AB Dor or Hercules-Lyra fall into our classification of probable Local Association members, with the only exception of HIP 62523, which we have classified as a "doubtful member". Thirteen out of our 29 candidates have not been included in these previous studies.

Among the Local Association members there are some interesting stars:

- HIP 13402 (HD 17925): Although it is classified as an RS CVn variable (Eker et al. 2008), Cutispoto et al. (2001) shows that the binary hypothesis does not seem to be consistent with the Hipparcos photometric data. The estimated EW $\text{Li I} = 182.52 \pm 4.63 \text{ m}\text{\AA}$ agrees with the $208 \text{ m}\text{\AA}$ given by Montes et al. (2001a) and the $197 \text{ m}\text{\AA}$ given by Favata et al. (1995), which suggests an age similar to the Pleiades (≈ 80 Myr). In addition, the different age estimates agree very well and confirm that it is a young star; furthermore, the star is known to have IR-excess at $70 \mu\text{m}$, see Table 5

(Trilling et al. 2008). Thus, we consider that it is a reliable member of the Local Association.

- HIP 18859 (HD 25457): This star is classified as a weak-line T Tauri (e.g. Li et al. 2000), and has a remarkable infrared excess of $f_d = 1.0 \pm 0.2 \times 10^{-4}$, Table 5 (Moór et al. 2006). The EW Li I and age estimates confirm its young evolutionary state.
- HIP 86346 (HD 160934): This star is one of the few Hipparcos’ M-type stars we have observed in this project. Available spectral types in the literature vary between K7 to M0 (Reid et al. 1995; Zuckerman et al. 2004). This object is a flare star identified as a spectroscopic binary by Gálvez et al. (2006). A close companion was detected using lucky imaging techniques by Hormuth et al. (2007). Our radial velocities vary between -25.37 and -28.39 km/s. In all epochs the main optical activity tracers (Ca II IRT, H_α , Na I D_1 , D_2 , Ca II H & K) are in emission. This star is a very rapid rotator (for an M-type star) with $v \sin i$ between 21 and 23 km/s. Our EWs Li I measurements vary from 11.1 to 55.7 mÅ and agree with the 40 mÅ reported by Zuckerman et al. (2004). ROSAT-age indicates a star younger than 100 Myr (it is in the “saturated” regime in the $\log L_X/L_{\text{Bol}}$ vs age diagram), the position of the star in a colour-magnitude diagram ($M_V = 7.55 \pm 0.15$; $(V - I) = 2.58 \pm 0.91$) suggests it is a pre-main sequence star.

6.2. Membership and properties of the Hyades candidates

The Hyades MG group or Hyades Supercluster² has a venerable history in the study of MGs since references to the Hyades MG group go back in time to the first works in this area (Proctor 1869). It is commonly related with the Hyades and Praesepe clusters, both of them with ages around 600 Myr. Recently, Famaey et al. (2007) has found that the MG is in reality a mixture of two different populations: a group of coeval stars related to the Hyades cluster (the evaporating halo of the cluster) and a second group of old stars with similar space motions. Age diagnostics analysed in Section 5 allow us, in principle, to distinguish between the two populations.

There are 29 stars in the region of the (U, V, W) planes occupied by the Hyades MG. Eleven out of these 29 candidates have been classified as probable members³, nine as probable non-members, whereas the classification of the other nine stars remains unclear (Table 10).

Our selection contains 14 stars in common with López-Santiago et al. (2010). A comparison between our final classification and those given by López-Santiago et al. (2010) is shown in Table 7. There is good agreement with two exceptions, HIP 17420 (for which our age estimates suggest an old star) and HIP 19335 (discussed below).

We briefly describe some interesting stars concerning this MG:

- HIP 19335 (HD 25998): This F7V star has been identified as a T-Tauri star in the surroundings of the Taurus-Auriga star formation region (Li & Hu 1998), although it is located at a significantly shorter distance, 21 pc, than the commonly accepted distance of ~ 140 pc to that star forming region.

² The terms moving group and supercluster are used here without distinction.

³ To avoid confusion we recall that by “probable member” of the Hyades supercluster we mean member of the group of coeval stars evaporated from the primordial Hyades cluster

The Li I $EW = 93.1 \pm 3.0$ mÅ confirms its youth and agrees well with the rest of age indicators, between 96 and 300 Myr. The star has infrared-excesses at both Spitzer 24 μm and 70 μm MIPS bands (Beichman et al. 2006). All this information also confirms the youth of this star, but it is likely too young to be a member of the Hyades MG.

- HIP 43726 (HD 76151): The Li I EW of 31.42 ± 3.66 mÅ of this star, as well as the estimated chromospheric and rotational ages of ~ 1.0 Gyr, suggests that it is not a member of the Hyades MG. Interestingly, this is a relatively old star with a debris disc (Trilling et al. 2008; Beichman et al. 2006).
- HIP 67275 (HD 120136, τ Boo): τ Boo is one of the first cases where an exoplanet was found (Butler et al. 1997). There is a strong disagreement between the X-ray age estimate, 0.36 Gyr, and the chromospheric age, 4.78 Gyr. Li I EW also suggests an old star. This agrees with other published ages, 1.3 Gyr (Valenti & Fischer 2005), 2.1 Gyr (Nordström et al. 2004), and 2.52 Gyr (Saffe et al. 2005). It is therefore unlikely that HIP 67275 is a member of the Hyades MG.

6.3. Membership and properties of the Ursa Major moving group

The concept of a group of stars sharing the same kinematic as Sirius goes back more than one century ago. Nowadays the group includes more than 100 stars (Eggen 1992; Soderblom & Mayor 1993b; King et al. 2003; Fuhrmann 2004; Ammler-von Eiff & Guenther 2009). Eighteen stars have velocity components (U, V, W) consistent with the star being a candidate for Ursa Major (Table 11). Four out of the 18 stars do not satisfy other criteria, and their age estimates indicate that they are older than the 300 Myr commonly adopted for the Ursa Major MG. Another eight out of the 18 stars are considered as doubtful members, while six stars are probable members.

Table 8 shows a comparison between our classification and those reported in the literature. There is good agreement specially in the stars classified as good members. Three candidates of this MG are of special interest:

- HIP 42438 (HD 72905): This star is known to have infrared excesses at 60 and 70 μm (Spangler et al. 2001; Bryden et al. 2006). All age estimates agree with an age of ≈ 300 Myr, which indicate that it is a probable member of the group.
- HIP 71395 (HD 128311): This object is an example of a star with a planetary system (Butler et al. 2003; Vogt et al. 2005) in a debris disc (excess at 70 μm found by Trilling et al. 2008). Our chromospheric-derived age of 430 Myr agrees with the 390 Myr given by Saffe et al. (2005) and confirms that this star is a probable member of the Ursa Major group.
- HIP 80337 (HD 147513): This star is also known to have a planet (Mayor et al. 2004). Due to a problem with the header’s spectra, no radial velocity could be obtained so we have adopted the value given by NO04. Measured Li I EW = 35.51 ± 3.5 mÅ suggests that it is older than the Hyades, which agrees with both chromospheric and rotational ages, around 700 Myr. However the ROSAT age is much shorter, only 370 Myr. Therefore, we have classified this star as a “doubtful” member.

6.4. Membership and properties of the IC2391 moving group

The identification of an MG related to the IC2391 cluster is from Eggen (1991, 1995). Most of the stars listed as members of this

MG are in fact early-type star members of the cluster. By using the member's position in colour-magnitude diagrams Eggen obtained an age of ~ 100 Myr, within an interval spreading from 80 to 250 Myr. Recently, López-Santiago et al. (2010) has suggested the presence of two subgroups mixed in the (U, V) plane with ages of 200-300 and 700 Myr.

Table 12 summarizes our membership criteria for the IC2391 MG. Five out of 19 candidate stars have been classified as probable members, 10 as doubtful, and four as probable non-members. Our sample contains three stars in common with López-Santiago et al. (2010). We confirm that HIP 11072 is a doubtful member and HIP 59280 is a member of the old subgroup, but our age estimates for HIP 25119 disagree with López-Santiago et al. (2010). We therefore consider this star as a “non” member instead of a member of the old subgroup since both chromospheric and ROSAT ages are around 3 - 5 Gyr.

We have identified four new stars as probable-members of the young subgroup: HIP 19076, HIP 22263, HIP 29568, and HIP 66252. In addition, HIP 71743 has been classified as a probable member of the old subgroup. HIP 66252 (HD 118100, EQ Vir) is known to have flares, and therefore chromospheric and ROSAT ages can be greater than our estimates, although the lithium abundance confirms that it is a young star. HIP 34567 (ages between 320 and 470 Myr) should remain in the “doubtful category” since it is a known chromospherically active binary (Eker et al. 2008).

6.5. Membership and properties of the Castor moving group

The Castor MG was originally suggested by Anosova & Orlov (1991). This group includes, among other stars, three spectroscopic binaries (Castor A, Castor B, and YY Gem) and two prototypes of the β Pic stars (Vega and Fomalhaut). Barrado y Navascués (1998) estimated an evolutionary age for this association of 200 ± 100 Myr.

Only seven stars have been identified on the basis of their kinematics as candidate members of this group (Table 13). Four were classified as probable members and three as doubtful members. HIP 29067 and HIP 109176 have been previously studied in detail by Barrado y Navascués (1998), and since we obtain similar results, we concentrate on the rest of candidates:

- HIP 12110 (HD 16270): There is a strong discrepancy between ROSAT and chromospheric ages, therefore the star remains as a doubtful member.
- HIP 45383 (HD 79555): This star is a long-period astrometric binary (Mason et al. 2001). Both ROSAT and chromospheric ages agree with the star being coeval with Castor MG members. As an additional test of youth, we plotted the star in a M_V vs $(V - I)$ diagram (Figure 11). The position of the star in this diagram suggests an age around 35 Myr. Therefore we conclude that HIP 45383 is a young star and a probable Castor member.
- HIP 67105 (HD 119802): There is a strong discrepancy between ROSAT and chromospheric ages, therefore the star remains as doubtful member.
- HIP 110778 (HD 212697): Both ROSAT and calcium ages agree with the star being coeval with the Castor MG. Since this is a star in a multiple system, we have confirmed its youth nature by using colour-magnitude diagrams.
- HIP 117712 (HD 22378): This star is a known spectroscopic binary. Chromospheric ages suggest a moderately young

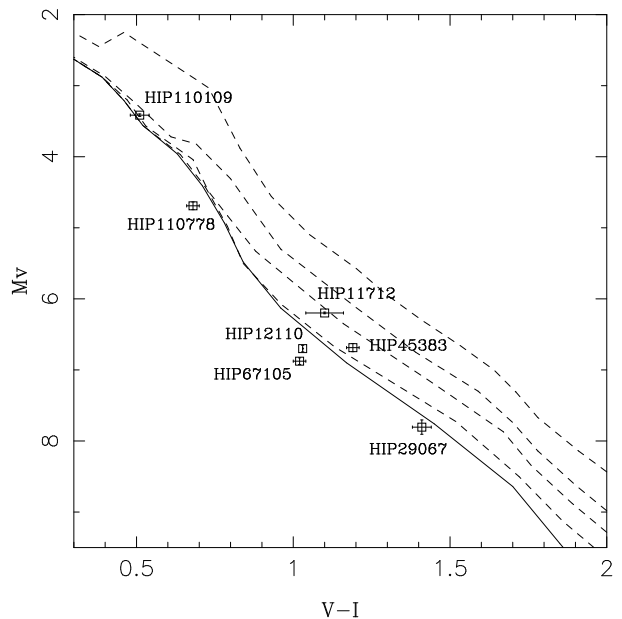


Fig. 11. Colour-magnitude diagram for the Castor MG candidates. Pre-main sequence isochrones from Siess et al. (2000) are plotted at 10, 20, 30 and 50 Myr.

star, between 600 and 860 Myr. The position of the star in colour magnitude diagrams suggests also it is a young star, and hence a probable Castor MG member.

7. Summary

In this paper we have addressed the problem of identifying unambiguous MG members. Making use of a large quantity of data from the literature and data from our own spectroscopic observations, we were able to study the kinematics and age of the nearby late-type population, identifying a considerable group of stars that are members of moderately young (35-600 Myr) kinematic groups. Based on both the kinematics and different age estimates, our results allow us to identify new members, confirm previously suggested members of MGs, and discard previously claimed members.

We find that approximately $\sim 25\%$ of the nearby stars can be classified as members of MGs according to their kinematics, but that only 10% have ages that agree with the accepted ages of the corresponding MG members. Specifically, we find that among the stars studied in this work, the bona fide members for each MG are 14 stars (out of 29 kinematic candidates) for the Local Association, 11 (29 of kinematic candidates) for the Hyades MG, six (out of 18 kinematic candidates) for the Ursa Major MG, six (out of 19 kinematic candidates) for IC2391, and four (out of seven kinematic candidates) for the Castor MG.

Some of the bona fide members identified here have not been reported before (at least to our knowledge), especially when considering the less-studied groups: Hyades (four new probable members), IC2391 (five new probable members), and Castor (three new probable members). We find discrepancies with previously reported lists in eight stars. Additional observations are required to identify new bona fide members in each group and to address further investigations as suggested in Appendix B.

Acknowledgements. We acknowledge J. López-Santiago, I. Ribas, and J. Sanz-Forcada for their valuable suggestions that contributed to improving this

manuscript. J.M., C.E., and B.M. acknowledge support from the Spanish Ministerio de Ciencia e Innovación (MICINN), Plan Nacional de Astronomía y Astrofísica, under grant *AYA2008-01727*, and the Comunidad de Madrid project *ASTRID S-0505/ESP/00361*. R.M.A., and D.M. acknowledges support from the Spanish Ministerio de Ciencia e Innovación (MICINN), Plan Nacional de Astronomía y Astrofísica, under grant *AYA2008-00695*, and the Comunidad de Madrid project *AstroMadrid S2009/ESP-1496*. We would like to thank the staff at Calar Alto and Telescopio Nazionale Galileo for their assistance and help during the observing runs. This research has made use of the VizieR catalogue access tool and the SIMBAD database, both operated at the CDS, Strasbourg, France. We also thank the anonymous referee for his/her valuable suggestions on how to improve the manuscript.

References

- Aibéo, A., Ferreira, J. M., & Lima, J. J. G. 2007, *A&A*, 473, 501
- Allende Prieto, C., Barklem, P. S., Lambert, D. L., & Cunha, K. 2004, *A&A*, 420, 183
- Ammler-von Eiff, M. & Guenther, E. W. 2009, *A&A*, 508, 677
- Anosova, J. P. & Orlov, V. V. 1991, *A&A*, 252, 123
- Antoja, T., Figueras, F., Fernández, D., & Torra, J. 2008, *A&A*, 490, 135
- Asiain, R., Figueras, F., Torra, J., & Chen, B. 1999, *A&A*, 341, 427
- Baliunas, S., Sokoloff, D., & Soon, W. 1996, *ApJ*, 457, L99
- Barbier-Brossat, M. & Figon, P. 2000, *A&AS*, 142, 217
- Barnes, S. A. 2007, *ApJ*, 669, 1167
- Barnes, III, T. G., Moffett, T. J., & Slovak, M. H. 1986, *PASP*, 98, 223
- Barrado y Navascués, D. 1998, *A&A*, 339, 831
- Barrado y Navascués, D., Fernández-Figueroa, M. J., García Lopez, R. J., de Castro, E., & Cornide, M. 1997, *A&A*, 326, 780
- Barrado y Navascués, D., Stauffer, J. R., Song, I., & Caillault, J. 1999, *ApJ*, 520, L123
- Basri, G., Laurent, R., & Walter, F. M. 1985, *ApJ*, 298, 761
- Beavers, W. I., Eitter, J. J., Ketelsen, D. A., & Oesper, D. A. 1979, *PASP*, 91, 698
- Beichman, C. A., Bryden, G., Stapelfeldt, K. R., et al. 2006, *ApJ*, 652, 1674
- Boesgaard, A. M. & Friel, E. D. 1990, *ApJ*, 351, 467
- Bryden, G., Beichman, C. A., Trilling, D. E., et al. 2006, *ApJ*, 636, 1098
- Butler, R. P., Marcy, G. W., Vogt, S. S., et al. 2003, *ApJ*, 582, 455
- Butler, R. P., Marcy, G. W., Williams, E., Hauser, H., & Shirts, P. 1997, *ApJ*, 474, L115
- Chereul, E., Crézé, M., & Bienaymé, O. 1999, *A&AS*, 135, 5
- Cutispoto, G., Messina, S., & Rodonò, M. 2001, *A&A*, 367, 910
- Duncan, D. K., Vaughan, A. H., Wilson, O. C., et al. 1991, *ApJS*, 76, 383
- Eggen, O. J. 1958, *MNRAS*, 118, 65
- Eggen, O. J. 1975, *PASP*, 87, 37
- Eggen, O. J. 1984, *AJ*, 89, 1358
- Eggen, O. J. 1989, *PASP*, 101, 366
- Eggen, O. J. 1991, *AJ*, 102, 2028
- Eggen, O. J. 1992, *AJ*, 104, 1493
- Eggen, O. J. 1994, in *Galactic and Solar System Optical Astrometry*, ed. L. V. Morrison & G. F. Gilmore, 191
- Eggen, O. J. 1995, *AJ*, 110, 2862
- Eiroa, C., Fedele, D., Maldonado, J., et al. 2010, *ArXiv:1005.3151*
- Eker, Z., Ak, N. F., Bilir, S., et al. 2008, *MNRAS*, 389, 1722
- ESA, ed. 1997, *ESA Special Publication*, Vol. 1200, *The HIPPARCOS and TYCHO catalogues. Astrometric and photometric star catalogues derived from the ESA HIPPARCOS Space Astrometry Mission*
- Famaey, B., Pont, F., Luri, X., et al. 2007, *A&A*, 461, 957
- Favata, F., Barbera, M., Micela, G., & Sciortino, S. 1995, *A&A*, 295, 147
- Feltzing, S. & Holmberg, J. 2000, *A&A*, 357, 153
- Fleming, T. A., Schmitt, J. H. M. M., & Giampapa, M. S. 1995, *ApJ*, 450, 401
- Flower, P. J. 1996, *ApJ*, 469, 355
- Fuhrmann, K. 2004, *Astronomische Nachrichten*, 325, 3
- Fuhrmann, K. 2008, *MNRAS*, 384, 173
- Gaidos, E. J., Henry, G. W., & Henry, S. M. 2000, *AJ*, 120, 1006
- Gálvez, M. C., Montes, D., Fernández-Figueroa, M. J., & López-Santiago, J. 2006, *Ap&SS*, 304, 59
- Gratton, R. G., Bonanno, G., Bruno, P., et al. 2001, *Experimental Astronomy*, 12, 107
- Gray, R. O., Corbally, C. J., Garrison, R. F., et al. 2006, *AJ*, 132, 161
- Gray, R. O., Corbally, C. J., Garrison, R. F., McFadden, M. T., & Robinson, P. E. 2003, *AJ*, 126, 2048
- Habing, H. J., Dominik, C., Jourdain de Muizon, M., et al. 2001, *A&A*, 365, 545
- Hall, J. C., Lockwood, G. W., & Skiff, B. A. 2007, *AJ*, 133, 862
- Hauck, B. & Mermilliod, M. 1997, *VizieR Online Data Catalog*, 2215, 0
- Henry, T. J., Soderblom, D. R., Donahue, R. A., & Baliunas, S. L. 1996, *AJ*, 111, 439
- Høg, E., Fabricius, C., Makarov, V. V., et al. 2000, *A&A*, 355, L27
- Hormuth, F., Brandner, W., Hippler, S., Janson, M., & Henning, T. 2007, *A&A*, 463, 707
- Hünsch, M., Schmitt, J. H. M. M., Sterzik, M. F., & Voges, W. 1999, *A&AS*, 135, 319
- Jenkins, J. S., Jones, H. R. A., Tinney, C. G., et al. 2006, *MNRAS*, 372, 163
- Janke, L. & Collier Cameron, A. 1993, *MNRAS*, 261, 766
- Johnson, D. R. H. & Soderblom, D. R. 1987, *AJ*, 93, 864
- Kawaler, S. D. 1989, *ApJ*, 343, L65
- Kharchenko, N. V., Scholz, R.-D., Piskunov, A. E., Röser, S., & Schilbach, E. 2007, *Astronomische Nachrichten*, 328, 889
- King, J. R., Villarreal, A. R., Soderblom, D. R., Gulliver, A. F., & Adelman, S. J. 2003, *AJ*, 125, 1980
- Kraft, R. P. 1967, *ApJ*, 150, 551
- Li, J. Z. & Hu, J. Y. 1998, *A&AS*, 132, 173
- Li, J. Z., Hu, J. Y., & Chen, W. P. 2000, *A&A*, 356, 157
- López-Santiago, J., Micela, G., & Montes, D. 2009, *A&A*, 499, 129
- López-Santiago, J., Montes, D., Crespo-Chacón, I., & Fernández-Figueroa, M. J. 2006, *ApJ*, 643, 1160
- López-Santiago, J., Montes, D., Gálvez-Ortiz, M. C., et al. 2010, *A&A*, 514, A97
- Makarov, V. V. 2007, *ApJS*, 169, 105
- Maldonado, J., Martínez-Arnáiz, R. M., Eiroa, C., & Montes, D. 2010, in *Astronomical Society of the Pacific Conference Series*, Vol. 1094, *Proceedings of the Pathways towards habitable planets conference. September 14-18, 2009, Barcelona, Spain.*, ed. D. Gelino
- Mamajek, E. E. & Hillenbrand, L. A. 2008, *ApJ*, 687, 1264
- Martínez-Arnáiz, R., Maldonado, J., Montes, D., Eiroa, C., & Montesinos, B. 2010, *ArXiv:1002.4391*
- Mason, B. D., Wycoff, G. L., Hartkopf, W. I., Douglass, G. G., & Worley, C. E. 2001, *AJ*, 122, 3466
- Mayor, M., Udry, S., Naef, D., et al. 2004, *A&A*, 415, 391
- Meléndez, J., Asplund, M., Gustafsson, B., & Yong, D. 2009, *ApJ*, 704, L66
- Messina, S., Rodonò, M., & Guinan, E. F. 2001, *A&A*, 366, 215
- Montes, D. 2010, in *Highlights of Astronomy XV, Proceedings of the IAU XXVII General Assembly, August 03 - 14, 2009 Rio de Janeiro, Brazil*
- Montes, D., Fernández-Figueroa, M. J., Cornide, M., & de Castro, E. 1996, *A&A*, 312, 221
- Montes, D., López-Santiago, J., Fernández-Figueroa, M. J., & Gálvez, M. C. 2001a, *A&A*, 379, 976
- Montes, D., López-Santiago, J., Gálvez, M. C., et al. 2001b, *MNRAS*, 328, 45
- Montesinos, B., Thomas, J. H., Ventura, P., & Mazzitelli, I. 2001, *MNRAS*, 326, 877
- Moór, A., Abraham, P., Derekas, A., et al. 2006, *ApJ*, 644, 525
- Neuhäuser, R., Torres, G., Sterzik, M. F., & Randich, S. 1997, *A&A*, 325, 647
- Nidever, D. L., Marcy, G. W., Butler, R. P., Fischer, D. A., & Vogt, S. S. 2002, *ApJS*, 141, 503
- Nordström, B., Mayor, M., Andersen, J., et al. 2004, *A&A*, 418, 989
- Noyes, R. W., Hartmann, L. W., Baliunas, S. L., Duncan, D. K., & Vaughan, A. H. 1984, *ApJ*, 279, 763
- Pfeiffer, M. J., Frank, C., Baumüller, D., Fuhrmann, K., & Gehren, T. 1998, *A&AS*, 130, 381
- Pizzolato, N., Maggio, A., Micela, G., Sciortino, S., & Ventura, P. 2003, *A&A*, 397, 147
- Porto de Mello, G. F. & da Silva, L. 1997, *ApJ*, 482, L89
- Pourbaix, D., Tokovinin, A. A., Batten, A. H., et al. 2004, *A&A*, 424, 727
- Proctor, R. A. 1869, *Royal Society of London Proceedings Series I*, 18, 169
- Prosser, C. F., Shetrone, M. D., Dasgupta, A., et al. 1995, *PASP*, 107, 211
- Radick, R. R., Thompson, D. T., Lockwood, G. W., Duncan, D. K., & Baggett, W. E. 1987, *ApJ*, 321, 459
- Ramírez, I., Meléndez, J., & Asplund, M. 2009, *A&A*, 508, L17
- Reid, I. N., Hawley, S. L., & Gizis, J. E. 1995, *AJ*, 110, 1838
- Rhee, J. H., Song, I., Zuckerman, B., & McElwain, M. 2007, *ApJ*, 660, 1556
- Ribas, I., Guinan, E. F., Güdel, M., & Audard, M. 2005, *ApJ*, 622, 680
- Saar, S. H. & Osten, R. A. 1997, *MNRAS*, 284, 803
- Saffe, C., Gómez, M., & Chavero, C. 2005, *A&A*, 443, 609
- Santos, N. C., Israelian, G., & Mayor, M. 2004, *A&A*, 415, 1153
- Schuster, W. J. & Nissen, P. E. 1989, *A&A*, 221, 65
- Siegler, N., Muzerolle, J., Young, E. T., et al. 2007, *ApJ*, 654, 580
- Siess, L., Dufour, E., & Forestini, M. 2000, *A&A*, 358, 593
- Simon, T. & Fekel, Jr., F. C. 1987, *ApJ*, 316, 434
- Skiff, B. A. 2009, *VizieR Online Data Catalog*, 1, 2023
- Skuljan, J., Cottrell, P. L., & Hearnshaw, J. B. 1997, in *ESA Special Publication*, Vol. 402, *Hipparcos - Venice '97*, 525-530
- Skuljan, J., Hearnshaw, J. B., & Cottrell, P. L. 1999, *MNRAS*, 308, 731
- Skumanich, A. 1972, *ApJ*, 171, 565
- Soderblom, D. R., Duncan, D. K., & Johnson, D. R. H. 1991, *ApJ*, 375, 722

- Soderblom, D. R., Laskar, T., Valenti, J. A., Stauffer, J. R., & Rebull, L. M. 2009, *AJ*, 138, 1292
- Soderblom, D. R. & Mayor, M. 1993a, *ApJ*, 402, L5
- Soderblom, D. R. & Mayor, M. 1993b, *AJ*, 105, 226
- Soderblom, D. R., Oey, M. S., Johnson, D. R. H., & Stone, R. P. S. 1990, *AJ*, 99, 595
- Sousa, S. G., Santos, N. C., Mayor, M., et al. 2008, *A&A*, 487, 373
- Spangler, C., Sargent, A. I., Silverstone, M. D., Becklin, E. E., & Zuckerman, B. 2001, *ApJ*, 555, 932
- Stauffer, J. R., Caillault, J.-P., Gagne, M., Prosser, C. F., & Hartmann, L. W. 1994, *ApJS*, 91, 625
- Stern, R. A., Schmitt, J. H. M. M., & Kahabka, P. T. 1995, *ApJ*, 448, 683
- Takeda, Y., Sato, B., Kambe, E., et al. 2005, *PASJ*, 57, 109
- Torres, C. A. O., Quast, G. R., Melo, C. H. F., & Sterzik, M. F. 2008, *Young Nearby Loose Associations*, ed. B. Reipurth, 757
- Trilling, D. E., Bryden, G., Beichman, C. A., et al. 2008, *ApJ*, 674, 1086
- Udry, S., Mayor, M., Maurice, E., et al. 1999a, in *Astronomical Society of the Pacific Conference Series*, Vol. 185, IAU Colloq. 170: Precise Stellar Radial Velocities, ed. J. B. Hearnshaw & C. D. Scarfe, 383
- Udry, S., Mayor, M., & Queloz, D. 1999b, in *Astronomical Society of the Pacific Conference Series*, Vol. 185, IAU Colloq. 170: Precise Stellar Radial Velocities, ed. J. B. Hearnshaw & C. D. Scarfe, 367
- Valenti, J. A. & Fischer, D. A. 2005, *ApJS*, 159, 141
- van Leeuwen, F. v. 2007, *Hipparcos, the New Reduction of the Raw Data (XXXII)*, 449 p., Hardcover, ISBN: 978-1-4020-6341-1: *Astrophysics and Space Science Library*, Vol. 350
- Vaughan, A. H. & Preston, G. W. 1980, *PASP*, 92, 385
- Voges, W., Aschenbach, B., Boller, T., et al. 1999, *A&A*, 349, 389
- Voges, W., Aschenbach, B., Boller, T., et al. 2000, *IAU Circ.*, 7432, 1
- Vogt, S. S., Butler, R. P., Marcy, G. W., et al. 2005, *ApJ*, 632, 638
- Weber, E. J. & Davis, L. J. 1967, *ApJ*, 148, 217
- Wielen, R. 1971, *A&A*, 13, 309
- Wright, C. O., Egan, M. P., Kraemer, K. E., & Price, S. D. 2003, *AJ*, 125, 359
- Wright, J. T., Marcy, G. W., Butler, R. P., & Vogt, S. S. 2004, *ApJS*, 152, 261
- Zuckerman, B. & Song, I. 2004, *ARA&A*, 42, 685
- Zuckerman, B., Song, I., & Bessell, M. S. 2004, *ApJ*, 613, L65

Appendix A: Tables

Results produced in the framework of this project are published in electronic format only. Table 1 is also available at the CDS via anonymous ftp to cdsarc.u-strasbg.fr (130.79.128.5) or via <http://cdsweb.u-strasbg.fr/cgi-bin/qcat?J/A+A/>

Table 1 contains the following information: HIP number (column 1), HD number (column 2), right ascension and declination (ICRSJ2000) (columns 3 and 4), parallax and its uncertainty (column 5), proper motions in right ascension and declination with their uncertainties (columns 6 and 7), observing run identifier (column 8), radial velocity used in this work and its uncertainty (column 9), and radial velocities reported in KH07, NO04, NI02, and VF05 works (columns 10 to 13) with their uncertainties, if available. Column 14 contains important notes: spectroscopic binaries radial velocities standards, and stars in chromospherically active binary systems are identified in this column.

Tables 9 to 13 contain the properties of the potential candidates to MG members for the different MGs studied in this work. These tables give: HIP number (column 1), (B-V) colour (column 2), spatial-velocity components (U , V , W) with their uncertainties (columns 3, 4 and 5), V_{Total} , V_T , PV and ρ_c as defined by Eggen (columns 6, 7, 8 and 9), measured Li I EW (column 10), $R'_{\text{H,K}}$ value and derived age (columns 11 and 12), $\log(L_X/L_{\text{Bol}})$ and derived age (columns 13 and 14), rotational period and derived age (columns 15 and 16) and metallicity (column 17). For each Eggen's criteria, PV and ρ_c (columns 8 and 9), there is label indicating if the star satisfies the criteria (label 'Y') or not (label 'N').

Tables 14 to 15 are similar to the previous ones, but they show the properties of the stars classified as *Other young disc stars* and stars not selected as possible MG members, respectively.

References in Tables 9 to 15 are indicated in parenthesis: (1) Martínez-Arnáiz et al. (2010) (2) Baliunas et al. (1996); (3) Duncan et al. (1991) calculated using equations in Noyes et al. (1984); (4) Gray et al. (2003); (5) Gray et al. (2006); (6) Hall et al. (2007); (7) Henry et al. (1996); (8) Jenkins et al. (2006); (9) Saffe et al. (2005); (10) Wright et al. (2004); (11) estimated from ROSAT-data using equation A1 in Mamajek & Hillenbrand (2008); (12) Noyes et al. (1984); (13) Saar & Osten (1997); (14) Messina et al. (2001).

Appendix B: Further applications of MGs members.

Lists of nearby MGs members constitute promising targets for a wide variety of further investigations. We briefly summarized some of them:

First, we investigated whether there is a connection between the so-called “solar-analogues” (e.g. Porto de Mello & da Silva 1997; Meléndez et al. 2009; Ramírez et al. 2009) and MGs members. Taking as a reference the list of analogues published by Gaidos et al. (2000), we have found 25 matches between their list and our sample, where 22 out of these 25 stars, have been classified as bona fide MG members. Another three stars, HIP 29525, HIP 80337, and HIP 116613, also candidates for MGs, satisfy Gaidos' criteria for being considered as solar analogues. These stars are listed in Table B.1. These “young-suns” are

Table B.1. Solar analogues and their ascription to MGs. Label ‘Y’ indicates probable members, ‘?’ doubtful members, and ‘N’ probable non-members, respectively.

HIP	MG	Membership	HIP	MG	Membership
544	LA	Y	46843	LA	Y
1803	HS	Y	54745	LA	Y
5944	UMa	Y	63742	LA	Y
7576	LA	Y	65515	LA	Y
8362	IC2	N	71743	IC2	Y
8486	UMa	Y	72567		
15457	YD	Y	74702	UMa	N
22263	IC2	Y	77408	LA	Y
26779	LA	Y	80337	UMa	?
29525	YD	Y	82588		
29568	IC2	Y	94346	HS	Y
42074	HS	Y	107350	LA	Y
42333	HS	Y	115331		
42438	UMa	Y	116613	HS	Y

LA: Local Association; HS: Hyades; UMa: Ursa Major
IC2: IC2391; Cas: Castor

essential to study the history and formation of our own Solar System, indeed three of them, namely HIP 15457, HIP 42438, and HIP 64394, are included in the ambitious project *The Sun in Time* aimed at reconstructing the spectral irradiance evolution of the Sun (e.g Ribas et al. 2005).

As we have shown in Section 5.3.1, debris discs are linked to stars in MGs. It is therefore natural to check if there is a similar relation between stars with known planets and MGs. Nineteen stars of our sample have detected planets⁴, and seven of them are MGs candidates: HIP 21482 (Hyades MG, but it is doubtful member and in addition the planet is not confirmed); HIP 43587 (Hyades MG, but it is a doubtful member), HIP 71395 (Ursa Major MG, probable member); HIP 80337 (Ursa Major, doubtful member); HIP 95319 (IC2391 MG, but doubtful member and the planet is not confirmed); HIP 49669 and HIP 53721 (young disc stars according to their kinematics, but their calcium ages suggest that they are old stars).

Other applications are related to activity studies, i.e., flux-flux and rotation-activity-age relationships (e.g Martínez-Arnáiz et al. 2010), or search programmes to detect stellar and substellar companions (e.g Hormuth et al. 2007). Finally, we point out that an important fraction of the stars analysed in this paper will be observed in the framework of the DUNES (DUst around NEArby Stars) programme, an approved Herschel Open Time Key Project with the aim of detecting cool faint dusty discs, at flux levels as low as the Solar EKB (Maldonado et al. 2010; Eiroa et al. 2010).

⁴ The Extrasolar Planets Encyclopedia, <http://www.obspm.fr/encycl/es-encycl.html>

Table 1. Positions, proper motions and radial velocities for the observed stars.

<i>HIP</i>	<i>HD</i>	α (h,m,s)	δ (°,′,″)	π (mas)	$\mu_\alpha \times \cos \delta$ (mas/yr)	μ_δ (mas/yr)	<i>Obs.run</i> [#]	Radial Velocity					Notes (14)
								<i>Thiswork</i> (km/s)	<i>KH07</i> (km/s)	<i>NO04</i> (km/s)	<i>NI02</i> (km/s)	<i>VF05</i> (km/s)	
(1)	(2)	(3)	(4)	(5)	(6)	(7)	(8)	(9)	(10)	(11)	(12)	(13)	(14)
171	224930	00 02 10.1552	+27 04 56.122	82.18 ± 2.23	829.90 ± 1.20	-989.40 ± 1.10	[9]	-37.90	-36.90 ± 5.24	-36.90 ± 0.40			Spec. Binary
544	166	00 06 36.7839	+29 01 17.406	73.16 ± 0.56	380.50 ± 0.90	-177.90 ± 0.90	[8]	-6.66 ± 0.07	-6.90 ± 0.22	-6.90 ± 0.10	-6.54	-5.8	
910	693	00 11 15.8573	-15 28 04.719	53.33 ± 0.64	-82.50 ± 0.90	-270.90 ± 1.00	[8]	-6.69 ± 0.04					
1499*	1461	00 18 41.8677	-08 03 10.805	43.02 ± 0.51	419.00 ± 1.00	-145.10 ± 0.90	[1]	16.70 ± 0.08	14.90 ± 0.71	14.90 ± 0.10			
1532		00 19 05.5619	-09 57 53.474	47.43 ± 1.65	-36.50 ± 1.60	-305.30 ± 1.80	[4]	-10.13 ± 0.10	-10.49 ± 0.43	-10.50 ± 0.10	-10.17	-9.9	
1598	1562	00 20 00.4085	+38 13 38.629	40.32 ± 0.59	-141.80 ± 1.00	-276.70 ± 1.10	[1]	-10.88 ± 0.23	-10.49 ± 0.43	-10.50 ± 0.10			
1599	1581	00 20 04.2601	-64 52 29.246	116.46 ± 0.16	1708.40 ± 0.80	1164.80 ± 0.80	[10]	15.27 ± 0.70	15.08 ± 2.62	15.10 ± 0.20			8.8
1692 [‡]	1690	00 21 13.3193	-08 16 52.209	3.23 ± 1.43	12.90 ± 1.10	1.70 ± 1.20	[1]	10.47 ± 0.07	9.09 ± 0.36	9.10 ± 0.10			8.8
1803	1835	00 22 51.7883	-12 12 33.977	47.93 ± 0.53	393.90 ± 1.10	61.00 ± 1.00	[8]	18.22 ± 0.45					8.8
2941	3443	00 37 20.7007	-24 46 02.162	64.89 ± 1.84	1391.00 ± 2.30	-13.00 ± 2.30	[8]	-2.71 ± 0.09	-2.72 ± 0.29	-2.70 ± 0.10	-2.41	-3.1	
3093*	3651	00 39 21.8061	+21 15 01.701	90.43 ± 0.32	-460.60 ± 0.80	-369.80 ± 0.70	[1,2,4,5,8,9]	18.44	18.47 ± 0.25	18.50 ± 0.20			Spec. Binary, CAB
3206	3765	00 40 49.2696	+40 11 13.824	57.74 ± 0.80	357.60 ± 1.00	-668.60 ± 1.10	[1]	-32.96 ± 0.80	-33.42 ± 0.16	-33.50 ± 0.10	-32.96	-33.3	RV standard
3418		00 43 32.8596	+33 50 40.441	48.60 ± 0.92	-204.40 ± 1.00	-358.80 ± 1.00	[1]	-63.62 ± 0.21	-63.87 ± 0.53	-63.90 ± 0.10	-63.20	-62.8	
3535	4256	00 45 04.8943	+01 47 07.876	46.37 ± 0.62	-47.80 ± 1.00	-571.90 ± 1.00	[1]	-36.19 ± 0.19	-35.00 ± 1.00				
3765	4628	00 48 22.9772	+05 16 50.214	134.13 ± 0.51	757.30 ± 2.90	-1135.40 ± 2.80	[2,4,5,8,9]	9.24 ± 0.80	7.80 ± 0.90		9.46	9.9	
3810	4676	00 48 58.7083	+16 56 26.318	42.64 ± 0.27	-1.90 ± 0.80	-200.60 ± 0.80	[1]	-10.10 ± 0.40	-10.78 ± 0.63	-10.80 ± 0.10	-10.23	-9.6	RV standard
3821	4614	00 49 06.2912	+57 48 54.674	168.01 ± 0.48	1086.60 ± 0.40	-559.42 ± 0.33	[9]	4.10	3.63 ± 1.84	3.10 ± 1.90			Spec. Binary
3979	4915	00 51 10.8481	-05 02 21.402	46.46 ± 0.66	263.60 ± 1.20	-118.90 ± 1.20	[1]	8.21 ± 0.71	8.20 ± 0.10	8.31	9.0		Spec. Binary
3998	4913	00 51 21.7545	+18 44 21.306	46.78 ± 1.59	52.10 ± 1.10	-266.80 ± 1.10	[1]	-4.38 ± 0.17	-3.90 ± 0.10	-3.90 ± 0.10	-3.74	-2.9	
4148	5133	00 53 01.1351	-30 21 24.895	70.57 ± 0.60	622.20 ± 1.20	31.80 ± 1.20	[10]	6.16 ± 0.19	6.80 ± 1.30				
4845		01 02 21.1317	-10 25 25.909	49.06 ± 1.88	27.00 ± 1.40	-176.20 ± 1.50	[8]	-6.37 ± 0.06	-13.28 ± 2.62	-13.30 ± 0.20	-13.07	-12.3	
5286	6660	01 07 37.8719	+22 57 17.914	47.52 ± 0.94	101.70 ± 1.00	-491.60 ± 0.90	[1]	9.14 ± 0.18	-20.00				
5336	6582	01 08 16.3942	+54 55 13.221	132.40 ± 0.82	3412.30 ± 6.60	-1600.10 ± 6.50	[9]	6.88 ± 0.90	4.80 ± 1.10				
5799	7439	01 14 24.0398	-07 55 22.173	42.75 ± 0.30	124.60 ± 0.70	278.70 ± 0.80	[1]	-98.00	-98.30 ± 7.59	-98.30 ± 0.20			Spec. Binary
5944	7590	01 16 29.2530	+42 56 21.911	43.11 ± 0.45	-112.00 ± 1.10	-29.50 ± 1.10	[1]	22.08 ± 0.14	22.03 ± 0.43	22.00 ± 0.10			
5957		01 16 39.3579	+25 19 53.309	42.31 ± 1.76	431.10 ± 1.50	-100.60 ± 1.50	[1]	-13.04 ± 0.11	-13.30 ± 0.20	-13.30 ± 0.20	-13.07	-12.6	
6290		01 20 40.7457	+57 19 40.479	49.78 ± 2.10	-290.50 ± 3.40	435.80 ± 3.40	[5]	-23.88 ± 0.22	-30.00				
6917	8997	01 29 04.8961	+21 43 23.397	42.14 ± 0.68	456.60 ± 0.80	-185.00 ± 0.80	[1]	13.91 ± 0.15	22.00				
7235	9540	01 33 15.8087	-24 10 40.662	52.50 ± 0.46	272.70 ± 1.40	-159.40 ± 1.40	[8]	21.83	21.70 ± 0.72	21.70 ± 0.20			Spec. Binary; CAB
7339	9407	01 34 33.2635	+68 56 53.293	48.41 ± 0.40	-376.80 ± 1.20	114.60 ± 1.30	[8]	2.24 ± 0.07	2.20 ± 1.14	2.20 ± 0.20			5.4
7513*	9826	01 36 47.8428	+41 24 19.652	74.14 ± 0.19	-173.33 ± 0.20	-381.79 ± 0.13	[9]	-33.47 ± 0.05	-31.50 ± 0.80		-33.29	-33.0	
7576	10008	01 37 35.4661	-06 45 37.525	41.74 ± 0.75	171.90 ± 1.40	-97.70 ± 1.40	[1]	-28.62 ± 0.03	-28.89 ± 0.71	-28.90 ± 0.10	-28.67	-28.4	
7751	10360	01 39 47.5430	-56 11 47.041	127.99 ± 2.29	302.60 ± 1.40	-14.10 ± 1.30	[10]	-28.62 ± 0.03	-28.89 ± 0.71	-28.90 ± 0.10			
7918	10307	01 41 47.1429	+42 36 48.128	78.52 ± 0.54	806.60 ± 1.00	-152.20 ± 1.00	[8,9]	11.67 ± 0.10	11.10 ± 0.10	11.10 ± 0.10			
7981	10476	01 42 29.7619	+20 16 06.616	132.76 ± 0.50	-300.60 ± 1.00	-673.70 ± 0.90	[1,2,4,5,8,9]	24.25 ± 0.06	21.35 ± 0.54	21.50 ± 0.20			19.9
8102	10700	01 44 04.0829	-15 56 14.928	273.96 ± 0.17	-1721.05 ± 0.17	854.16 ± 0.15	[9]	3.12 ± 0.13	3.35 ± 0.30	3.00 ± 0.30			Spec. Binary
8275	10853	01 46 38.7185	+12 24 42.378	41.63 ± 1.22	31.20 ± 1.20	-73.00 ± 1.10	[4]	-33.90 ± 0.90	-34.12 ± 0.16	-34.20 ± 0.10	-33.65	-34.1	RV standard
8362	10780	01 47 44.8347	+63 51 09.004	99.34 ± 0.53	582.60 ± 1.00	-246.10 ± 1.10	[9]	-16.56 ± 0.04	-16.96 ± 0.16	-17.10 ± 0.10	-16.62	-16.7	
8486	11131	01 49 23.3569	-10 42 12.816	44.33 ± 3.02	-150.00 ± 0.90	-91.10 ± 0.90	[2]	21.62 ± 0.10	20.70 ± 0.80				
							[7]	2.73 ± 0.02	2.64 ± 0.22	2.50 ± 0.10	2.76	3.1	
							[8]	-4.57 ± 0.07	-4.88 ± 1.28	-5.00 ± 0.40			
							[8]	-3.50 ± 0.08					
8768	11507	01 52 49.1717	-22 26 05.484	90.86 ± 1.16	845.30 ± 1.80	0.40 ± 1.80	[8]	12.66 ± 0.24	17.00 ± 1.70				
							[8]	12.67 ± 0.23					
9269	12051	01 59 06.6329	+33 12 34.849	40.06 ± 0.58	243.80 ± 1.00	-352.40 ± 1.10	[2]	-35.35 ± 0.06	-36.10 ± 1.50		-35.10	-34.7	
							[8]	-34.98 ± 0.07					
							[8]	-35.26 ± 0.05					
9829	12846	02 06 30.2437	+24 20 02.375	43.89 ± 0.57	6.70 ± 1.00	-147.80 ± 1.00	[2]	-4.77 ± 0.60	-5.10 ± 0.20	-5.10 ± 0.20	-4.66	-4.3	
10138*	13445	02 10 25.9342	-50 49 25.408	92.75 ± 0.32	2150.30 ± 2.50	673.20 ± 2.40	[10]	-58.98 ± 0.07	56.60 ± 1.27	56.70 ± 0.30			57.0
10337		02 13 12.1658	-21 11 47.235	44.87 ± 1.60	377.90 ± 2.00	55.00 ± 1.80	[8]	3.29 ± 0.15	3.20 ± 1.10				
10416	13789	02 14 13.5703	-03 38 06.733	44.02 ± 1.02	-12.90 ± 1.00	-218.00 ± 1.30	[4]	-8.47 ± 0.06					
10644	13974	02 17 03.2301	+34 13 27.232	92.74 ± 0.39	1153.80 ± 0.80	-245.10 ± 0.80	[9]	-5.90	-7.66 ± 0.72	-7.70 ± 0.20			Spec. Binary
10798	14412	02 18 58.5045	-25 56 44.474	78.94 ± 0.35	-217.70 ± 0.90	445.20 ± 0.90	[9]	7.33 ± 0.03	7.19 ± 0.54	7.20 ± 0.20	7.38	5.2	
11072	14802	02 22 32.5468	-23 48 58.774	45.52 ± 0.82	196.61 ± 0.81	-4.99 ± 0.58	[8]	12.62 ± 0.07	17.24 ± 2.05	15.30 ± 2.30	18.82		
11452	15285	02 27 45.8620	+04 25 55.749	58.31 ± 1.07	86.73 ± 1.35	239.82 ± 0.95	[4]	5.28 ± 0.23	5.70 ± 0.30				
11565	15468	02 29 01.6922	-19 58 44.994	51.15 ± 1.33	613.99 ± 1.01	189.11 ± 1.06	[8]	26.68 ± 0.08	26.10 ± 3.70				
12110	16270	02 36 00.7765	-23 31 16.775	47.00 ± 0.94	87.10 ± 1.70	15.00 ± 1.40	[8]	16.65 ± 0.08					
12114	16160	02 36 04.8937	+06 53 12.733	139.27 ± 0.45	1807.81 ± 0.89	1444.00 ± 0.40	[4]	25.79 ± 0.06	25.70 ± 0.10	25.10 ± 0.10	25.77	26.8	

Table 1 Continued

HIP	HD	α (h,m,s)	δ ($^{\circ}$,',")	π (mas)	$\mu_{\alpha} \times \cos \delta$ (mas/yr)	μ_{δ} (mas/yr)	Obs. <i>run</i> [#]	Radial Velocity					Notes
								Thiswork (km/s)	KH07 (km/s)	NO04 (km/s)	NJ02 (km/s)	VF05 (km/s)	
(1)	(2)	(3)	(4)	(5)	(6)	(7)	(8)	(9)	(10)	(11)	(12)	(13)	(14)
12709	16909	02 43 20.9201	+19 25 45.279	52.95 ± 1.03	429.00 ± 1.10	-12.10 ± 1.10	[8]	25.93 ± 0.06					
12777	16895	02 44 11.9863	+49 13 42.412	89.88 ± 0.23	334.66 ± 0.17	-89.99 ± 0.17	[4]	32.20	32.20				Spec. Binary
12843	17206	02 45 06.1851	-18 34 21.225	70.31 ± 1.83	331.40 ± 1.00	34.50 ± 1.00	[9]	24.18 ± 0.04	24.35 ± 0.29	24.30 ± 0.10	24.45	23.7	
12929	17230	02 46 17.2777	+11 46 30.864	62.46 ± 1.38	265.20 ± 1.20	-209.50 ± 1.20	[4]	10.97 ± 0.12	16.96 ± 0.91	25.90 ± 0.80		11.06	Spec. Binary
13081	17382	02 48 09.1429	+27 04 07.075	40.58 ± 1.28	274.50 ± 1.10	-122.60 ± 1.10	[8]	9.34 ± 0.21	6.90 ± 0.90				Spec. Binary
13258	17660	02 50 36.8923	+15 42 35.691	43.98 ± 0.91	343.50 ± 1.00	-395.50 ± 1.00	[4]	-28.90 ± 0.11	-25.00		-28.90		
13402	17925	02 52 32.1287	-12 46 10.972	96.61 ± 0.40	397.30 ± 1.20	-189.90 ± 1.30	[8]	17.83 ± 0.07	17.61 ± 0.22	17.50 ± 0.10	18.07	16.4	CAB
							[9]	18.24 ± 0.05					
13642	18143	02 55 39.0575	+26 52 23.580	42.52 ± 0.84	274.00 ± 1.70	-185.40 ± 1.60	[2]	31.88 ± 0.08	31.80		31.95	32.5	
13976	18632	03 00 02.8130	+07 44 59.106	41.00 ± 1.12	330.60 ± 1.50	19.30 ± 1.50	[8]	28.78 ± 0.08	28.70 ± 0.20		28.83	29.3	
14150	18803	03 02 26.0271	+26 36 33.263	48.46 ± 0.47	232.80 ± 1.00	-167.90 ± 1.00	[8]	9.58 ± 0.06	9.50 ± 1.91	9.50 ± 0.10	9.88	10.3	
14286	18757	03 04 09.6364	+61 42 20.989	41.27 ± 0.58	722.00 ± 1.10	-693.70 ± 1.30	[2]	-5.63 ± 0.90	-2.22 ± 1.14	-2.20 ± 0.20			
14632	19373	03 09 04.0197	+49 36 47.799	94.87 ± 0.23	1262.60 ± 0.80	-91.50 ± 0.80	[9]	49.63 ± 0.05	49.40 ± 0.43	49.40 ± 0.10	49.45	48.8	
14879	20010	03 12 04.5277	-28 59 15.425	70.24 ± 0.45	370.88 ± 0.30	611.30 ± 0.42	[9]	-16.94 ± 0.05	-19.39 ± 0.60	-19.40 ± 0.60			
15099	20165	03 14 47.2272	+08 58 50.851	44.13 ± 0.83	400.90 ± 1.30	-402.90 ± 1.30	[2]	-16.85 ± 0.70	-17.49 ± 0.92	-17.40 ± 0.20	-16.68	-16.5	
15330	20766	03 17 46.1635	-62 34 31.159	83.29 ± 0.20	1338.40 ± 1.10	650.30 ± 1.10	[10]		12.10 ± 0.53	12.10 ± 0.10		12.3	
15371	20807	03 18 12.8189	-62 30 22.907	83.11 ± 0.19	1330.74 ± 0.21	647.09 ± 0.19	[10]	12.16 ± 0.01	11.59 ± 0.54	11.60 ± 0.20		11.6	
15442 [‡]	20619	03 19 01.8932	-02 50 35.501	39.64 ± 0.74	254.70 ± 1.10	-101.50 ± 1.10	[8]	23.54 ± 0.07	22.49 ± 1.25	22.50 ± 0.10	22.69	23.1	
15457	20630	03 19 21.6960	+03 22 12.712	109.39 ± 0.27	269.70 ± 0.60	93.60 ± 0.60	[9]	18.00 ± 1.00	18.76 ± 0.16	18.70 ± 0.10	19.02	17.8	
15510	20794	03 19 55.6505	-43 04 11.221	165.48 ± 0.19	3038.20 ± 0.70	728.30 ± 0.70	[10]	93.63 ± 0.06	87.19 ± 0.49	87.20 ± 0.10		87.4	
15673	232781	03 21 54.7559	+52 19 53.453	42.81 ± 1.03	-312.00 ± 1.20	-264.60 ± 1.20	[4]	-40.05 ± 0.08					
15919	21197	03 24 59.7309	-05 21 49.520	64.95 ± 0.71	-229.28 ± 0.84	-769.03 ± 0.58	[2]	-13.21 ± 0.80	-13.68 ± 0.49	-13.70 ± 0.10	-13.11		
16134	21531	03 27 52.4061	-19 48 16.137	80.06 ± 0.98	535.00 ± 1.40	304.10 ± 1.50	[4]	34.62 ± 0.17	33.91 ± 0.82	33.80 ± 0.60			
							[6]	35.12 ± 0.14					
							[8]	37.21 ± 0.14					
16537*	22049	03 32 55.8442	-09 27 29.744	310.95 ± 0.16	-976.10 ± 0.30	18.10 ± 0.40	[4]	16.31 ± 0.05	16.15 ± 0.10	16.00 ± 0.10	16.33	17.3	
							[9]	16.52 ± 0.05					
16852	22484	03 36 52.3832	+00 24 05.982	71.60 ± 0.54	-233.40 ± 0.70	-482.10 ± 0.70	[9]	27.99 ± 0.03	27.80 ± 0.53	27.80 ± 0.10	28.08	26.9	
17147 [‡]	22879	03 40 22.0645	-03 13 01.133	39.13 ± 0.57	691.60 ± 1.10	-212.80 ± 1.10	[2]	120.23 ± 0.11	120.26 ± 0.29	120.30 ± 0.10	120.36	120.7	
17420	23356	03 43 55.3429	-19 06 39.238	71.67 ± 0.67	308.70 ± 1.50	156.70 ± 1.40	[9]	25.24 ± 0.04	25.20 ± 0.20	25.29	26.8		
17496		03 44 51.1263	+11 55 12.001	44.33 ± 1.11	314.40 ± 1.20	126.40 ± 1.10	[4]	83.92 ± 0.11	81.90				
17651	23754	03 46 50.8875	-23 14 59.002	56.79 ± 0.19	-159.90 ± 0.60	-529.10 ± 0.50	[8]	6.89 ± 0.29	7.23 ± 0.45	7.30 ± 0.20			
18267	24496	03 54 28.0332	+16 36 57.793	48.98 ± 0.70	220.10 ± 0.80	-166.60 ± 0.80	[2]	18.79 ± 0.70	18.51 ± 1.70	18.50 ± 0.10	18.94	19.5	
18324	24238	03 55 03.8424	+61 10 00.508	47.60 ± 0.84	436.60 ± 1.20	-246.40 ± 1.40	[2]	38.69 ± 0.05	47.90		38.81	39.3	
18413	24409	03 56 11.5211	+59 38 30.796	45.51 ± 0.62	-265.10 ± 0.90	169.70 ± 1.00	[4]	-18.16 ± 0.04	-18.80 ± 0.40	-19.00 ± 0.30			
18774	24451	04 01 19.6235	+76 09 33.732	61.55 ± 0.70	330.80 ± 1.10	-546.80 ± 1.20	[8]	17.76 ± 0.07	17.20 ± 2.62	17.20 ± 0.10	17.67		
18859	25457	04 02 36.7449	-00 16 08.123	53.09 ± 0.32	150.70 ± 0.90	-252.00 ± 0.90	[8]		17.74 ± 0.32	17.60 ± 0.20			
19076	25680	04 05 20.2581	+22 00 32.059	59.03 ± 0.34	172.20 ± 0.70	-130.20 ± 0.70	[8]	24.16 ± 0.09	23.78 ± 0.22	23.80 ± 0.10	24.03	23.7	
19335	25998	04 08 36.6163	+38 02 23.040	47.63 ± 0.26	166.80 ± 1.20	-203.10 ± 1.30	[8]	27.01 ± 0.27	26.23 ± 0.38	26.20 ± 0.20			
19422	25665	04 09 35.0403	+69 32 29.013	53.33 ± 0.71	73.60 ± 1.00	-298.80 ± 1.10	[8]	-13.39 ± 0.07	-14.09 ± 1.25	-14.10 ± 0.10	-13.55	-13.3	
19832		04 15 09.5321	-04 25 05.940	48.07 ± 3.45	88.10 ± 1.60	-91.10 ± 1.60	[4]	24.32 ± 0.12					
19849	26965	04 15 16.3201	-07 39 10.336	200.61 ± 0.23	-2240.12 ± 0.23	-3420.26 ± 0.20	[9]	-42.12 ± 0.05	-42.92 ± 0.16	-43.00 ± 0.10	-42.33	-42.3	
20917	28343	04 29 00.1250	+21 55 21.727	87.78 ± 0.97	-65.70 ± 0.90	174.70 ± 0.80	[4]	-35.46 ± 0.15	-36.17 ± 0.63	-36.20 ± 0.10	-35.07		
21482*	283750	04 36 48.2425	+27 07 55.897	55.65 ± 1.43	233.20 ± 0.80	-148.60 ± 0.80	[4]	36.00	35.19 ± 1.00				Spec. Binary; CAB
22263	30495	04 47 36.2918	-16 56 04.042	75.33 ± 0.36	130.40 ± 1.00	169.80 ± 1.00	[9]	22.00 ± 0.05	21.66 ± 0.22	21.60 ± 0.10		23.0	
22449	30652	04 49 50.4106	+06 57 40.592	123.94 ± 0.17	462.90 ± 0.50	11.80 ± 0.50	[9]	24.11 ± 0.08	24.29 ± 3.54	24.00 ± 5.00		24.9	
22498 [‡]		04 50 25.0912	+63 19 58.625	34.53 ± 1.67	220.40 ± 3.30	-196.20 ± 3.30	[4]	59.22 ± 0.13					
23311	32147	05 00 49.0001	-05 45 13.231	114.84 ± 0.50	550.40 ± 1.20	-1110.20 ± 1.10	[9]	21.72 ± 0.07	21.06 ± 0.43	21.00 ± 0.10	21.55	20.3	
23693	33262	05 05 30.6558	-57 28 21.734	85.88 ± 0.18	-31.90 ± 0.80	118.10 ± 0.80	[10]		-1.26 ± 0.35	-0.80 ± 0.30			
23786	32850	05 06 42.2177	+14 26 46.445	42.25 ± 0.92	282.80 ± 1.10	-239.90 ± 1.10	[2]	31.82 ± 0.90	28.22 ± 2.40	28.30 ± 2.20			
23835	32923	05 07 27.0061	+18 38 42.188	64.81 ± 0.33	537.40 ± 0.70	19.30 ± 0.70	[5]	20.93 ± 0.07	20.40 ± 0.10	20.30 ± 0.10	20.56	21.2	
24786 [‡]	34721	05 18 50.4722	-18 07 48.182	39.97 ± 0.40	385.50 ± 0.90	62.50 ± 0.90	[8]	41.31 ± 0.06	40.40 ± 1.42	40.40 ± 0.10	40.45	40.9	
24813	34411	05 19 08.4745	+40 05 56.586	79.18 ± 0.28	518.99 ± 0.26	-665.05 ± 0.13	[9]	67.14 ± 0.03	66.48 ± 0.36	66.50 ± 0.10	66.51	66.7	
24819	34673	05 19 12.6591	-03 04 25.714	64.71 ± 1.11	696.90 ± 1.90	127.10 ± 2.00	[2]	88.22 ± 0.07	87.60 ± 1.25	87.60 ± 0.10			
24874	34865	05 19 59.5765	-15 50 22.722	41.14 ± 1.14	174.30 ± 1.30	201.20 ± 1.40	[4]	-14.01 ± 0.06	-15.10 ± 0.20	-15.10 ± 0.20			
25119	35112	05 22 37.4901	+02 36 11.486	49.44 ± 1.17	69.70 ± 1.30	-152.10 ± 1.30	[4]	36.42 ± 0.07	36.40 ± 0.20	36.40 ± 0.20			
25220	35171	05 23 38.3810	+17 19 26.830	71.01 ± 1.34	251.90 ± 1.10	-3.30 ± 1.00	[2]	38.24 ± 0.10	37.89 ± 0.43	37.90 ± 0.10			
25623	36003	05 28 26.0963	-03 29 58.399	76.78 ± 0.76	-305.70 ± 1.40	-796.90 ± 1.50	[4]	-55.39 ± 0.10	-56.30 ± 1.27	-56.30 ± 0.10	-55.53		

Table 1 Continued

<i>HIP</i>	<i>HD</i>	α (h,m,s)	δ ($^{\circ}$,',")	π (mas)	$\mu_{\alpha} \times \cos \delta$ (mas/yr)	μ_{δ} (mas/yr)	<i>Obs.run</i> [#]	Radial Velocity					Notes
								<i>Thiswork</i> (km/s)	<i>KH07</i> (km/s)	<i>NO04</i> (km/s)	<i>NJ02</i> (km/s)	<i>VF05</i> (km/s)	
(1)	(2)	(3)	(4)	(5)	(6)	(7)	(8)	(9)	(10)	(11)	(12)	(13)	(14)
26505	37008	05 38 11.8615	+51 26 44.664	49.59 ± 0.72	-549.60 ± 1.10	105.60 ± 1.10	[2]	-45.80 ± 0.80	-44.00			-45.5	
26779	37394	05 41 20.3357	+53 28 51.808	81.44 ± 0.54	3.50 ± 1.10	-523.60 ± 1.10	[9]	1.27 ± 0.03	0.96 ± 0.16	0.90 ± 0.10	1.21	0.6	
27072	38393	05 44 27.7904	-22 26 54.176	112.01 ± 0.18	-291.67 ± 0.14	-368.98 ± 0.15	[10]		-9.51 ± 0.54	-9.50 ± 0.20			
27207	38230	05 46 01.8857	+37 17 04.735	45.79 ± 0.76	488.10 ± 1.00	-509.50 ± 1.10	[2]	-29.25 ± 1.10	-29.70 ± 0.78	-29.70 ± 0.10	-29.18	-28.7	
27435	38858	05 48 34.9407	-04 05 40.732	65.90 ± 0.41	62.20 ± 0.70	-228.60 ± 0.70	[6]	33.05 ± 0.09	31.25 ± 0.22	31.20 ± 0.10	31.54	31.6	
27913	39587	05 54 22.9825	+20 16 34.228	115.42 ± 0.27	-174.60 ± 0.70	-89.90 ± 0.70	[9]	-13.47 ± 0.30	-13.45 ± 0.20	-13.90 ± 0.20	-12.17	-13.2	Spec. Binary
28103	40136	05 56 24.2929	-14 10 03.721	67.21 ± 0.25	-42.06 ± 0.19	139.25 ± 0.17	[5]	-1.12 ± 0.56	-1.65 ± 0.54	-1.60 ± 0.20			
28267	40397	05 58 21.5357	-04 39 02.404	42.46 ± 0.63	73.60 ± 1.00	-206.50 ± 1.10	[4]	144.09 ± 0.07	143.30 ± 0.10	143.30 ± 0.10	143.62	144.1	
29067		06 07 55.2511	+67 58 36.544	40.90 ± 1.85	-48.80 ± 1.80	-113.80 ± 1.90	[4]	-2.03 ± 0.18	1.60				
29271	43834	06 10 14.4735	-74 45 10.963	98.05 ± 0.14	122.00 ± 0.70	-212.70 ± 0.70	[10]		35.55 ± 0.54	35.60 ± 0.20		37.1	
29432	42618	06 12 00.5665	+06 46 59.068	42.54 ± 0.55	197.10 ± 1.30	-253.30 ± 1.40	[4]	-53.20 ± 0.04	-53.69 ± 0.99	-53.70 ± 0.10	-53.50	-53.2	
29525	42807	06 13 12.5028	+10 37 37.718	55.73 ± 0.44	77.30 ± 1.30	-297.30 ± 1.20	[2]	5.96 ± 0.80	5.70 ± 0.78	5.70 ± 0.10			
29568	43162	06 13 45.2957	-23 51 42.977	59.81 ± 0.49	-45.40 ± 1.10	113.20 ± 1.20	[8]	22.23 ± 0.09	21.67 ± 0.22	21.60 ± 0.10			
29650	43042	06 14 50.8767	+19 09 23.213	48.06 ± 0.34	-96.90 ± 0.70	-181.90 ± 0.70	[6]	36.65 ± 0.13	34.60 ± 0.25	34.30 ± 0.20		35.3	
29800	43386	06 16 26.6196	+12 16 19.787	51.98 ± 0.27	81.90 ± 0.50	186.90 ± 0.60	[6]	9.50 ± 0.60	9.10 ± 0.47	9.50 ± 0.60			
29860	43587	06 17 16.1377	+05 06 00.403	51.95 ± 0.40	-195.40 ± 1.00	164.60 ± 1.00	[6]	8.43 ± 0.05	9.68 ± 0.32	9.80 ± 0.20	5.78	12.7	
30422 [‡]	44770	06 23 46.5007	+04 35 44.925	26.77 ± 0.88	-16.90 ± 0.50	11.80 ± 0.40	[4]		16.30				
32010	47752	06 41 15.7114	+23 57 27.774	57.32 ± 1.16	206.70 ± 1.00	-277.00 ± 1.00	[4]	-44.44 ± 0.08	-44.86 ± 0.29	-44.90 ± 0.10	-44.25	-43.8	
							[4]	-44.72 ± 0.10					
32423 [‡]	263175	06 46 05.0519	+32 33 20.437	38.12 ± 1.01	-453.60 ± 1.10	98.60 ± 1.10	[4]	-32.09 ± 0.11	-34.50				
							[4]	-32.08 ± 0.11					
32439	46588	06 46 14.1506	+79 33 53.320	55.95 ± 0.27	-98.70 ± 0.60	-603.30 ± 0.60	[8]		15.31 ± 0.71	15.30 ± 0.10			Spec. Binary
32480	48682	06 46 44.3388	+43 34 38.737	59.82 ± 0.30	-0.80 ± 0.70	165.30 ± 0.70	[4]	-23.90 ± 0.07	-23.98 ± 0.22	-24.00 ± 0.10	-23.93	-23.6	
32919	49601	06 51 32.3922	+47 22 04.149	53.89 ± 0.98	-245.30 ± 1.10	-694.30 ± 1.10	[4]	19.12 ± 0.17	22.20				
							[4]	18.84 ± 0.15					
32984	50281	06 52 18.0501	-05 10 25.367	114.81 ± 0.44	-544.20 ± 1.30	-2.50 ± 1.30	[4]	-7.65 ± 0.09	-7.72 ± 0.71	-7.70 ± 0.10	-7.08	-5.4	
33277	50692	06 55 18.6677	+25 22 32.511	58.02 ± 0.41	-36.70 ± 0.70	25.30 ± 0.70	[4]	-15.05	-15.15 ± 0.22	-15.20 ± 0.10	-15.02	-14.9	RV standard
33373		06 56 28.1185	+40 04 27.584	40.67 ± 1.34	114.96 ± 1.31	-436.21 ± 0.89	[4]	50.89 ± 0.11	49.80 ± 0.60				
							[4]	51.17 ± 0.17					
33537	51419	06 58 11.7499	+22 28 33.193	40.59 ± 0.53	48.10 ± 0.70	97.50 ± 0.70	[4]	-26.77 ± 0.05	-27.10 ± 0.20	-27.10 ± 0.20		-26.3	
33560	51849	06 58 26.0503	-12 59 30.565	46.10 ± 1.23	57.01 ± 1.65	-147.14 ± 1.21	[6]	-4.43 ± 0.14	-3.10 ± 2.10				
33852	51866	07 01 38.5885	+48 22 43.220	49.79 ± 0.85	545.00 ± 1.10	-432.50 ± 1.20	[4]	-21.62 ± 0.06	-22.80		-21.62		
33955	52919	07 02 42.9176	-06 47 57.212	54.22 ± 0.94	-198.80 ± 1.20	-313.60 ± 1.40	[6]	-30.79 ± 0.14					
34017	52711	07 03 30.4587	+29 20 13.491	52.27 ± 0.41	156.50 ± 0.70	-827.80 ± 0.60	[4]	24.60 ± 0.08	24.44 ± 0.16	24.30 ± 0.10	24.60	24.3	
34567 [‡]	54371	07 09 35.3899	+25 43 43.136	39.75 ± 0.54	-124.30 ± 0.80	-175.30 ± 0.80	[7]	19.80	19.72 ± 6.00	18.10 ± 8.30			Spec. Binary; CAB
35136	55575	07 15 50.1385	+47 14 23.870	59.21 ± 0.33	29.60 ± 0.90	-186.10 ± 1.00	[4]	84.85 ± 0.05	84.75 ± 0.25	84.90 ± 0.20	84.81		
36357		07 29 01.7705	+31 59 37.824	56.62 ± 0.93	159.70 ± 1.00	175.80 ± 1.10	[5]	-3.79 ± 0.23	-4.30 ± 1.70		-3.95		
							[7]	-4.25 ± 0.11					
36366	58946	07 29 06.7191	+31 47 04.381	55.41 ± 0.25	157.20 ± 0.60	186.90 ± 0.60	[7]		-3.00 ± 6.19	-19.00 ± 8.70			
36439	58855	07 29 55.9561	+49 40 20.866	49.41 ± 0.36	109.60 ± 1.20	-83.00 ± 1.30	[4]	-27.13 ± 0.10	-27.50 ± 0.38	-27.60 ± 0.20			
36551	59582	07 31 07.7109	+14 36 50.919	48.06 ± 1.13	76.50 ± 1.20	-288.10 ± 1.10	[4]	65.65 ± 0.12	66.70 ± 1.10				
36827	60491	07 34 26.1657	-06 53 48.040	40.72 ± 1.00	-80.90 ± 1.10	-42.50 ± 1.10	[6]	-10.17 ± 0.10	-9.70 ± 0.20		-9.67	-9.2	
37279	61421	07 39 18.1183	+05 13 29.975	284.52 ± 1.27	-714.56 ± 2.07	-1036.82 ± 1.15	[9]	-4.10	-4.20 ± 1.26	-4.20 ± 0.20		-2.7	Spec. Binary
37288		07 39 23.0386	+02 11 01.186	68.59 ± 1.47	-147.60 ± 1.60	-247.30 ± 1.50	[6]	18.90 ± 0.27	18.5				
							[8]	20.70 ± 0.21					
37349	61606	07 39 59.3282	-03 35 51.026	70.38 ± 0.64	71.70 ± 1.20	-276.10 ± 1.30	[2]	-18.14 ± 0.50	-18.61 ± 0.49	-18.60 ± 0.10	-18.21	-17.6	
							[6]	-18.56 ± 0.08					
							[9]	-18.06 ± 0.04					
38382	64096	07 51 46.3026	-13 53 52.903	60.58 ± 0.58	-60.00 ± 0.70	-338.90 ± 0.70	[6]	-21.20	-21.50 ± 0.79	-21.50 ± 0.50			Spec. Binary
38657	64468	07 54 54.0671	+19 14 10.824	48.31 ± 0.86	94.50 ± 0.90	-456.40 ± 1.00	[4]	-19.44 ± 0.08	-18.70		-10.62	-8.9	
38784	62613	07 56 17.2303	+80 15 55.953	58.17 ± 0.36	-474.80 ± 1.00	87.70 ± 1.10	[8]	-7.79 ± 0.05	-7.84 ± 0.22	-7.90 ± 0.10			
38931	65277	07 57 57.7861	-00 48 51.903	56.14 ± 1.22	-164.40 ± 1.00	3.10 ± 1.00	[2]	-4.44 ± 0.06	-4.00		-4.42	-4.3	
39064	65430	07 59 33.9341	+20 50 37.994	42.16 ± 0.71	180.10 ± 1.10	-550.80 ± 1.00	[4]	-28.43 ± 0.30	-29.34 ± 1.01	-29.40 ± 0.30	-28.71	-28.9	Spec. Binary
39157	65583	08 00 32.1290	+29 12 44.481	59.64 ± 0.56	-171.50 ± 1.20	-1164.90 ± 1.30	[4]	14.80	14.48 ± 0.53	14.50 ± 0.10	14.83	13.0	RV standard
40035	68146	08 10 39.8261	-13 47 57.146	44.68 ± 0.30	-250.30 ± 0.80	58.10 ± 0.70	[8]	34.19 ± 0.13	32.82 ± 1.25	32.80 ± 0.10			
40118	68017	08 11 38.6440	+32 27 25.667	45.90 ± 0.55	-464.70 ± 0.80	-646.50 ± 0.80	[4]	29.67 ± 0.05	29.60 ± 0.57	29.60 ± 0.10	29.58	30.3	
40170 [‡]		08 12 14.4328	+51 54 25.508	39.18 ± 2.11	-116.60 ± 2.00	-205.40 ± 2.00	[7]	5.70 ± 0.21					
							[7]	3.97 ± 0.23					
40375	68834	08 14 35.9131	+13 01 22.170	53.10 ± 1.11	-421.30 ± 1.00	95.70 ± 1.00	[6]	21.19 ± 0.16					

Table 1 Continued

HIP	HD	α (h,m,s)	δ ($^{\circ}$,',")	π (mas)	$\mu_{\alpha} \times \cos \delta$ (mas/yr)	μ_{δ} (mas/yr)	Obs.run [#]	Radial Velocity					Notes
								Thiswork (km/s)	KH07 (km/s)	NO04 (km/s)	NJ02 (km/s)	VF05 (km/s)	
(1)	(2)	(3)	(4)	(5)	(6)	(7)	(8)	(9)	(10)	(11)	(12)	(13)	(14)
40671		08 18 10.7804	+30 36 02.936	44.08 \pm 1.22	-283.60 \pm 1.40	-822.10 \pm 1.30	[4] [4] [7]	13.08 \pm 0.11 13.98 \pm 0.12 13.12 \pm 0.13	11.60				
40693*	69830	08 18 23.9473	-12 37 55.824	80.04 \pm 0.35	280.30 \pm 1.00	-989.50 \pm 0.90	[9]	30.18 \pm 0.04	29.82 \pm 0.49	29.80 \pm 0.10			32.2
40843	69897	08 20 03.8603	+27 13 03.745	54.73 \pm 0.32	-17.60 \pm 0.60	-376.50 \pm 0.60	[4]	32.87 \pm 0.08	32.62 \pm 0.29	32.60 \pm 0.10	32.73	33.3	
41484	71148	08 27 36.7855	+45 39 10.753	44.94 \pm 0.46	-20.70 \pm 1.10	-351.90 \pm 1.10	[7]	-32.62 \pm 0.11	-32.42 \pm 0.16	-32.60 \pm 0.10	-32.34	-32.0	
41926	72673	08 32 51.4959	-31 30 03.070	81.91 \pm 0.46	-1113.70 \pm 1.00	763.10 \pm 1.00	[9]	15.00 \pm 0.05	14.42 \pm 1.26	14.40 \pm 0.20	14.79	13.0	
42074	72760	08 34 31.6497	-00 43 33.840	47.31 \pm 0.72	-197.50 \pm 1.00	18.90 \pm 0.90	[4] [6]	36.50 \pm 0.11 36.50 \pm 0.11	34.20 \pm 0.10	34.20 \pm 0.10	34.93	35.5	
42173 [‡]	72946	08 35 51.2716	+06 37 21.993	38.08 \pm 0.78	-133.50 \pm 6.20	-132.20 \pm 5.40	[2]	43.48 \pm 0.90	29.34 \pm 0.32	29.20 \pm 0.20			
42333	73350	08 37 50.2932	-06 48 24.786	41.71 \pm 0.70	-298.20 \pm 1.40	45.60 \pm 1.40	[2]	35.29 \pm 0.06	35.50 \pm 0.20	35.50 \pm 0.20	35.37	36.0	
42430	73752	08 39 07.9003	-22 39 42.750	51.61 \pm 0.63	-260.80 \pm 3.50	429.70 \pm 3.30	[6]	52.25 \pm 0.11	47.90 \pm 1.50	47.90 \pm 1.50			
42438	72905	08 39 11.7040	+65 01 15.264	69.67 \pm 0.37	-28.90 \pm 1.00	88.50 \pm 1.00	[9]	-13.62 \pm 0.05	-12.85 \pm 0.51	-12.80 \pm 0.20			
42499	73667	08 39 50.7917	+11 31 21.621	55.12 \pm 0.71	-108.60 \pm 0.90	-500.30 \pm 0.90	[2]	-12.10 \pm 1.50	-12.50 \pm 1.06	-12.50 \pm 0.10	-12.09	-11.5	RV standard
42525 [†]		08 40 11.9441	+41 17 07.458	68.54 \pm 15.51	-36.20 \pm 1.40	-30.90 \pm 1.30	[7] [7]	58.85 \pm 0.26 60.61 \pm 0.21					
42808	74576	08 43 18.0304	-38 52 56.566	89.76 \pm 0.37	-300.40 \pm 1.30	342.90 \pm 1.20	[10]		12.51 \pm 1.25	12.50 \pm 0.10			
43557	75767	08 52 16.3907	+08 03 46.513	41.64 \pm 1.02	154.30 \pm 1.30	-236.80 \pm 1.30	[2]	3.50	3.85 \pm 5.59	3.90 \pm 2.80			Spec. Binary
43587*	75732	08 52 35.8112	+28 19 50.947	80.55 \pm 0.70	-484.80 \pm 0.70	-233.50 \pm 0.70	[9]	27.50 \pm 0.08	27.80 \pm 0.20		27.35	27.8	
43726	76151	08 54 17.9475	-05 26 04.054	57.51 \pm 0.39	-412.10 \pm 1.20	28.20 \pm 1.20	[4] [6]	32.29 \pm 0.04 33.64 \pm 0.09	31.80 \pm 0.36	31.80 \pm 0.10	32.00	31.1	
44075	76932	08 58 43.9331	-16 07 57.817	47.54 \pm 0.31	244.50 \pm 1.10	213.00 \pm 1.00	[7]	120.65 \pm 0.19	119.33 \pm 0.53	119.30 \pm 0.10			
44248	76943	09 00 38.3707	+41 46 58.480	62.22 \pm 0.67	-474.30 \pm 0.85	-204.25 \pm 0.68	[4,5,7]	27.20	27.99 \pm 5.59	28.10 \pm 2.80			Spec. Binary
44897	78366	09 08 51.0705	+33 52 55.981	52.13 \pm 0.33	-192.10 \pm 1.40	-116.70 \pm 1.50	[8]	27.14 \pm 0.07	26.09 \pm 0.22	26.00 \pm 0.10	26.12	26.8	
45038	78154	09 10 23.5455	+67 08 02.465	49.07 \pm 0.37	7.10 \pm 0.80	-95.10 \pm 0.90	[8]	-2.00 \pm 0.06	-2.91 \pm 0.22	-3.00 \pm 0.10			
45170	79096	09 12 17.5488	+14 59 45.733	49.11 \pm 0.55	-522.80 \pm 0.80	245.80 \pm 0.80	[2]	50.20	49.90 \pm 5.24	49.90 \pm 0.50			Spec. Binary
45333	79028	09 14 20.5406	+61 25 23.943	51.11 \pm 0.32	-9.80 \pm 1.10	-30.60 \pm 1.20	[8]	-14.60	-14.32 \pm 5.79	-8.60 \pm 8.00			Spec. Binary
45343	79210	09 14 22.7935	+52 41 11.849	172.14 \pm 6.32	-1555.60 \pm 0.90	-570.00 \pm 1.00	[8]	10.45 \pm 0.30	10.84 \pm 0.10	10.5 \pm 0.10	11.14		
45383	79555	09 14 53.6615	+04 26 34.440	55.67 \pm 1.41	-114.40 \pm 1.30	26.80 \pm 1.30	[2]	10.02 \pm 0.70	8.50 \pm 1.70				
45617	79969	09 17 53.4561	+28 33 37.861	57.93 \pm 0.76	52.80 \pm 1.20	-510.50 \pm 1.10	[2]	-20.65 \pm 0.90	-20.94 \pm 0.43	-21.00 \pm 0.10			
45839	80632	09 20 44.3177	-05 45 14.293	42.81 \pm 1.44	-364.60 \pm 1.40	-111.50 \pm 1.40	[2]	37.10 \pm 0.11	39.20 \pm 2.30				
45963	80715	09 22 25.9452	+40 12 03.818	40.08 \pm 0.65	-340.70 \pm 0.80	-359.30 \pm 0.80	[2]	-3.20	-3.71 \pm 5.23	-3.70 \pm 0.10			CAB
46509	81997	09 29 08.8977	-02 46 08.270	57.70 \pm 2.14	98.99 \pm 2.34	-2.66 \pm 1.39	[5,8]	10.85 \pm 0.28	9.70 \pm 0.30	10.90 \pm 0.30			Spec. Binary
46580	82106	09 29 54.8245	+05 39 18.484	77.47 \pm 0.64	-502.40 \pm 1.00	109.70 \pm 1.10	[4,6]	29.75	29.58 \pm 0.63	29.60 \pm 0.10	29.84	30.3	RV standard
46816	82558	09 32 25.5683	-11 11 04.685	53.70 \pm 0.84	-247.50 \pm 1.10	35.50 \pm 1.10	[7] [5]	5.81 \pm 0.35 7.67 \pm 0.65	9.20 \pm 1.20		8.7		
46843	82443	09 32 43.7592	+26 59 18.709	56.19 \pm 0.60	-147.80 \pm 1.40	-246.70 \pm 1.30	[7] [7] [6]	8.00 \pm 0.09 9.49 \pm 0.33 8.12 \pm 0.12	11.20 \pm 1.30				
47080	82885	09 35 39.5023	+35 48 36.481	87.96 \pm 0.32	-723.00 \pm 1.30	-247.80 \pm 1.40	[2,6,8,9]	14.40	14.80 \pm 0.20				RV standard
47592	84117	09 42 14.4168	-23 54 56.048	66.62 \pm 0.20	-400.30 \pm 1.10	263.20 \pm 1.00	[8]	35.97 \pm 0.09	34.48 \pm 0.32	34.40 \pm 0.20			35.3
48113	84737	09 48 35.3714	+46 01 15.629	54.45 \pm 0.28	222.00 \pm 0.80	-93.50 \pm 0.90	[4,5,6,7]	6.00 \pm 1.10	4.96 \pm 0.16	4.80 \pm 0.10	4.90	6.1	RV standard
48411	85488	09 52 11.3626	+03 13 18.631	48.86 \pm 1.23	-425.60 \pm 1.20	17.20 \pm 1.10	[3] [6]	29.65 \pm 0.12 21.58 \pm 0.14	21.50 \pm 1.00				
49081	86728	10 01 00.6566	+31 55 25.220	66.47 \pm 0.32	-529.10 \pm 0.60	-430.20 \pm 0.70	[4]	56.31 \pm 0.06	55.79 \pm 0.71	55.80 \pm 0.10	55.96	56.0	
49366	87424	10 04 37.6601	-11 43 46.930	41.63 \pm 0.95	-189.80 \pm 1.00	-25.20 \pm 1.00	[3]	-11.52 \pm 0.07	-12.20 \pm 0.20		-12.13	-11.8	
49699*	87883	10 08 43.1395	+34 14 32.135	54.93 \pm 0.54	-65.10 \pm 1.20	-60.70 \pm 1.30	[2] [6]	9.35 \pm 0.06 8.94 \pm 0.09	9.20 \pm 0.20		9.25	10.1	
49908	88230	10 11 22.1411	+49 27 15.252	205.20 \pm 0.54	-1359.80 \pm 1.00	-505.70 \pm 1.00	[4] [6]	-26.58 \pm 0.17 -26.57 \pm 0.20	-26.73 \pm 0.22	-26.80 \pm 0.10	-25.73		
49986		10 12 17.6681	-03 44 44.384	127.06 \pm 1.90	-150.70 \pm 1.40	-245.20 \pm 1.50	[8]	7.33 \pm 0.11	9.0 \pm 1.40		7.93		
50125	233719	10 13 57.3822	+52 30 24.208	43.28 \pm 1.36	86.30 \pm 1.14	-760.67 \pm 0.80	[3]	-21.78 \pm 0.11	-24.80				
50384	89125	10 17 14.5385	+23 06 22.391	43.82 \pm 0.35	-412.70 \pm 0.90	-97.90 \pm 0.80	[4]	37.41 \pm 0.09	37.40 \pm 1.25	37.40 \pm 0.10			
50505	89269	10 18 51.9488	+44 02 53.962	49.40 \pm 0.50	61.90 \pm 0.80	-299.70 \pm 0.90	[3]	-6.54 \pm 0.07	-8.20 \pm 1.27	-8.20 \pm 0.30	-7.55	-7.3	
51248	90508	10 28 03.8823	+48 47 05.644	43.67 \pm 0.43	82.60 \pm 1.50	-881.90 \pm 1.50	[7]	-6.09 \pm 0.17	-7.11 \pm 0.29	-7.10 \pm 0.10			
51459	90839	10 30 37.5798	+55 58 49.931	78.26 \pm 0.29	-177.70 \pm 0.70	-32.80 \pm 0.80	[9]	8.47 \pm 0.04	8.60 \pm 0.22	8.50 \pm 0.10	8.53	9.4	
51502	90089	10 31 04.6638	+82 33 30.915	46.51 \pm 1.40	-82.20 \pm 0.30	24.20 \pm 0.30	[8]		7.93 \pm 2.68	8.60 \pm 3.70			
51525		10 31 24.2173	+45 31 33.783	63.52 \pm 1.09	-568.30 \pm 1.10	-595.90 \pm 1.00	[3]	21.44 \pm 0.16	20.10 \pm 1.13	20.10 \pm 0.10	21.05		
51933 [‡]	91889	10 36 32.3829	-12 13 48.436	39.86 \pm 0.37	268.60 \pm 0.70	-672.40 \pm 0.70	[7]	-6.37 \pm 0.11	-6.30 \pm 1.25	-6.30 \pm 0.10			

Table 1 Continued

HIP	HD	α (h,m,s)	δ ($^{\circ}$,',")	π (mas)	$\mu_{\alpha} \times \cos \delta$ (mas/yr)	μ_{δ} (mas/yr)	<i>Obs.run</i> [#]	Radial Velocity					Notes
								<i>Thiswork</i> (km/s)	<i>KH07</i> (km/s)	<i>NO04</i> (km/s)	<i>NI02</i> (km/s)	<i>VF05</i> (km/s)	
(1)	(2)	(3)	(4)	(5)	(6)	(7)	(8)	(9)	(10)	(11)	(12)	(13)	(14)
52369	92719	10 42 13.3215	-13 47 15.768	41.96 ± 0.48	236.40 ± 1.20	-171.40 ± 1.20	[7]	-17.06 ± 0.08	-18.20 ± 0.10	-18.20 ± 0.10			
							[5]	-17.68 ± 0.08					
53486	94765	10 56 30.7983	+07 23 18.506	57.79 ± 0.87	-256.80 ± 1.30	-77.30 ± 1.30	[3]	6.12 ± 0.06	5.40 ± 0.20		5.53	6.4	
53721*	95128	10 59 27.9737	+40 25 48.925	71.11 ± 0.25	-317.20 ± 0.70	56.60 ± 0.70	[9]	11.39 ± 0.07	11.19 ± 0.22	11.10 ± 0.10	11.24	11.7	
54155 [‡]	96064	11 04 41.4733	-04 13 15.924	38.09 ± 0.99	-178.60 ± 1.20	-102.90 ± 1.20	[7]	20.03 ± 0.14	18.00 ± 0.20	18.00 ± 0.20			
							[3]	19.23 ± 0.08					
54426	96612	11 08 14.0145	+38 25 35.873	44.29 ± 0.84	-214.30 ± 1.50	41.30 ± 1.60	[4]	-35.60 ± 0.05	-36.40 ± 0.90				
54646	97101	11 11 05.1724	+30 26 45.662	84.22 ± 0.86	590.80 ± 1.10	-197.70 ± 1.10	[4]	-16.66 ± 0.17	-16.40 ± 0.10	-17.20 ± 0.10	-16.38		
							[7]	-15.12 ± 0.16					
							[8]	-16.02 ± 0.15					
54651	97214	11 11 10.7010	-10 57 03.195	49.39 ± 0.96	-939.40 ± 1.70	593.40 ± 1.70	[7]	38.30 ± 0.19	36.80 ± 2.62	36.80 ± 0.10			
							[5]	37.72 ± 0.01					
54677	97233	11 11 33.1223	-14 59 28.996	46.34 ± 1.31	716.80 ± 1.60	-596.90 ± 1.50	[7]	-10.49 ± 0.17	-11.30 ± 3.28	-11.40 ± 0.70			
							[6]	-12.17 ± 0.15					
54745	97334	11 12 32.3508	+35 48 50.689	45.60 ± 0.44	-248.60 ± 1.40	-151.90 ± 1.40	[4]	-3.31 ± 0.06	-3.66 ± 0.22	-3.70 ± 0.10	-3.66	-5.5	
54810	97503	11 13 13.2332	+04 28 56.443	54.71 ± 1.23	-315.50 ± 1.00	-35.70 ± 1.00	[5]	17.10 ± 0.18	15.90 ± 1.83	15.90 ± 0.10			
54906	97658	11 14 33.1624	+25 42 37.385	47.36 ± 0.75	-106.00 ± 1.50	49.30 ± 1.30	[4]	-1.27 ± 0.07	0.90 ± 1.40		-1.65	-4.0	
54966 [†]		11 15 20.8893	-18 08 42.152	70.25 ± 29.70	341.29 ± 24.49	-690.34 ± 20.14	[6]	7.44 ± 0.25	6.91 ± 2.62	6.90 ± 0.10			
55210	98281	11 18 22.0115	-05 04 02.288	46.37 ± 0.64	794.60 ± 0.90	-151.50 ± 1.00	[4]	13.73 ± 0.06	12.89 ± 1.25	12.90 ± 0.10	13.33	11.1	
55848*	99492	11 26 46.2771	+03 00 22.781	55.71 ± 1.45	-728.30 ± 1.00	185.70 ± 1.00	[6]	4.17 ± 0.08	3.10 ± 0.36	3.10 ± 0.10	3.73	4.1	
56242	100180	11 31 44.9451	+14 21 52.218	42.87 ± 1.21	-328.40 ± 1.00	-190.10 ± 0.90	[4]	-4.68 ± 0.05	-4.87 ± 0.79	-4.90 ± 0.20	-4.85	-4.4	
56452	100623	11 34 29.4871	-32 49 52.823	104.61 ± 0.37	-669.90 ± 1.10	825.20 ± 1.00	[9]	-21.99 ± 0.05	-22.31 ± 0.53	-22.30 ± 0.10	-21.96	-24.5	
56809	101177	11 38 44.9009	+45 06 30.296	43.06 ± 0.73	-594.00 ± 1.20	15.10 ± 1.30	[7]	-18.93 ± 0.24	-16.32 ± 2.42	-17.30 ± 0.20	-16.91	-17.0	Spec. Binary
56997	101501	11 41 03.0153	+34 12 05.888	104.03 ± 0.26	-12.80 ± 0.80	-380.60 ± 0.80	[9]	-5.55 ± 0.06	-5.82 ± 0.16	-5.90 ± 0.10	-5.57	-4.3	
57443	102365	11 46 31.0720	-40 30 01.274	108.45 ± 0.23	-1530.10 ± 0.80	402.50 ± 0.70	[10]		16.77 ± 0.53	16.80 ± 0.10		17.3	
57494 [‡]	102392	11 47 03.8343	-11 49 26.573	39.44 ± 1.10	-191.00 ± 1.50	-64.80 ± 1.40	[7]	18.68 ± 0.10	18.30 ± 1.40				
							[7]	20.29 ± 0.22					
57757	102870	11 50 41.7185	+01 45 52.985	91.50 ± 0.22	740.30 ± 0.40	-271.70 ± 0.40	[9]	4.30	4.11 ± 0.53	4.10 ± 0.10	4.45	5.3	RV standard
57939	103095	11 52 58.7691	+37 43 07.239	109.98 ± 0.41	4003.98 ± 0.37	-5813.62 ± 0.23	[7]	-96.79 ± 0.29	-98.30 ± 0.10	-99.00 ± 0.10	-98.07	-98.2	
							[8]	-98.27 ± 0.18					
59000	105065	12 05 50.6575	-18 52 30.915	45.44 ± 1.39	-13.50 ± 1.70	-314.00 ± 2.40	[7]	52.81 ± 0.19					
							[6]	12.19 ± 0.20					
59280	105631	12 09 37.2563	+40 15 07.399	40.76 ± 0.66	-314.30 ± 0.70	-51.30 ± 0.80	[7]	-2.86 ± 0.06	-2.10 ± 1.50		-2.43	-1.7	
							[7]	-1.15 ± 0.15					
59750	106516	12 15 10.5577	-10 18 44.641	44.77 ± 0.81	34.80 ± 1.00	-1014.80 ± 1.10	[7]	4.69 ± 0.14	7.07 ± 3.61	4.00 ± 5.00			Spec. Binary
60866	108581	12 28 31.5943	-18 17 50.237	40.67 ± 1.05	170.00 ± 1.70	-175.50 ± 1.60	[7]	-5.42 ± 0.16	2.70				
							[6]	-5.24 ± 0.14					
61317	109358	12 33 44.5446	+41 21 26.927	118.49 ± 0.20	-704.90 ± 0.60	292.40 ± 0.60	[9]		6.30 ± 0.71	6.30 ± 0.10	6.26	8.9	Spec. Binary
61901	110315	12 41 06.4805	+15 22 35.991	70.52 ± 0.73	122.10 ± 0.70	-390.50 ± 0.70	[5]	24.17 ± 0.09	23.70 ± 1.10		24.60		
61941	110379	12 41 39.6423	-01 26 57.750	85.00 ± 0.58	-614.29 ± 0.86	60.71 ± 0.46	[9]	-21.42 ± 0.66	-19.56 ± 0.75	-19.50 ± 0.80			
62207	110897	12 44 59.4051	+39 16 44.099	57.55 ± 0.32	-360.20 ± 0.80	139.00 ± 0.80	[7]	80.01 ± 0.10	80.29 ± 0.71	80.30 ± 0.10			
							[7]	81.70 ± 0.23					
62505	111312	12 48 32.3079	-15 43 10.103	41.95 ± 3.00	59.90 ± 1.90	39.20 ± 1.70	[6]	1.25 ± 0.15	0.20 ± 0.40		0.62		
62523	111395	12 48 47.0484	+24 50 24.813	59.04 ± 0.45	-335.00 ± 1.20	-106.00 ± 1.10	[1]	-8.70 ± 0.70	-9.26 ± 0.29	-9.30 ± 0.10		-6.0	
							[7]	-7.95 ± 0.09					
							[7]	-7.92 ± 0.08					
							[6]	-7.38 ± 0.08					
63257	112575	12 57 43.9570	-14 27 48.626	41.61 ± 1.55	-355.60 ± 1.40	22.20 ± 1.40	[5]	-6.51 ± 0.07	5.10				
63366	112758	12 59 01.5624	-09 50 02.705	47.86 ± 0.91	-824.60 ± 1.10	197.70 ± 1.10	[7]	3.97 ± 0.12	3.69 ± 1.84	3.70 ± 0.20			
63742	113449	13 03 49.6555	-05 09 42.524	46.09 ± 0.81	-189.60 ± 0.70	-223.20 ± 0.80	[6]	-13.08 ± 0.08	0.00				
							[7]	-2.56 ± 0.09					
64241	114378	13 09 59.2766	+17 31 45.953	56.14 ± 0.90	-430.10 ± 0.90	137.80 ± 0.90	[9]	-18.58 ± 0.23	-12.76 ± 0.32	-11.40 ± 0.20			
64394	114710	13 11 52.3935	+27 52 41.459	109.53 ± 0.17	-800.90 ± 0.50	882.20 ± 0.50	[9]	5.30 ± 0.05	5.04 ± 0.36	5.00 ± 0.10	5.30	6.2	
64792	115383	13 16 46.5155	+09 25 26.963	56.93 ± 0.26	-334.90 ± 0.80	191.00 ± 0.70	[1]	-27.73 ± 0.13	-27.22 ± 0.16	-27.40 ± 0.10	-27.14	-26.6	
64797	115404	13 16 51.0523	+17 01 01.857	90.36 ± 0.74	623.90 ± 1.20	-259.00 ± 1.10	[9]	7.71 ± 0.06	9.00				
64924*	115617	13 18 24.3146	-18 18 40.306	116.89 ± 0.22	-1070.37 ± 0.23	-1063.69 ± 0.13	[6]	-5.80 ± 0.09	-8.10 ± 0.16	-8.20 ± 0.10	-7.85	-9.4	
							[9]	-8.96 ± 0.03					
65343	116495	13 23 32.7842	+29 14 14.930	53.18 ± 0.98	-467.90 ± 1.70	244.70 ± 1.50	[7]	-39.37 ± 0.18	-38.60 ± 0.20				
65352	116442	13 23 39.1545	+02 43 23.970	64.73 ± 1.33	13.30 ± 1.30	199.60 ± 1.30	[3]	28.69 ± 0.07	28.00 ± 0.20	28.00 ± 0.20	28.42	28.9	

Table 1 Continued

HIP	HD	α (h,m,s)	δ ($^{\circ}$,',")	π (mas)	$\mu_{\alpha} \times \cos \delta$ (mas/yr)	μ_{δ} (mas/yr)	Obs.run [†]	Radial Velocity					Notes
								Thiswork (km/s)	KH07 (km/s)	NO04 (km/s)	NJ02 (km/s)	VF05 (km/s)	
(1)	(2)	(3)	(4)	(5)	(6)	(7)	(8)	(9)	(10)	(11)	(12)	(13)	(14)
65515	116956	13 25 45.5321	+56 58 13.776	46.31 \pm 0.51	-218.30 \pm 0.90	10.70 \pm 1.10	[7]	-12.72 \pm 0.08	-12.60 \pm 0.20	-12.60 \pm 0.20			
65721*	117176	13 28 25.8094	+13 46 43.634	55.59 \pm 0.24	-234.00 \pm 0.60	-575.70 \pm 0.60	[7]	6.15 \pm 0.14	4.72 \pm 0.16	4.60 \pm 0.10	5.04	3.9	
66147	117936	13 33 32.4003	+08 35 12.351	52.46 \pm 0.89	-509.00 \pm 1.70	93.50 \pm 1.60	[3]	-5.79 \pm 0.07	-6.20 \pm 0.20		-6.09	-5.7	
66252	118100	13 34 43.2057	-08 20 31.333	49.47 \pm 0.72	-288.70 \pm 1.60	-87.40 \pm 1.60	[7]	-21.05 \pm 0.24	-23.00 \pm 2.62	-23.00 \pm 0.10			
66886	119291	13 42 26.0357	-01 41 10.580	41.43 \pm 1.20	-287.90 \pm 1.20	-154.50 \pm 1.10	[3]	-42.52 \pm 0.09	-42.90 \pm 0.30				
67105	119802	13 45 14.7165	+08 50 09.515	47.65 \pm 0.98	-67.30 \pm 1.30	-97.90 \pm 1.30	[3]	-12.76 \pm 0.07	-13.20 \pm 0.30				
67275	120136	13 47 15.7429	+17 27 24.862	64.03 \pm 0.20	-480.80 \pm 0.40	50.40 \pm 0.40	[5]	-21.02 \pm 0.31	-16.18 \pm 0.36	-16.20 \pm 0.10	-16.54	-15.9	
67422	120476	13 49 03.9957	+26 58 47.678	74.48 \pm 0.77	-436.00 \pm 1.90	-110.80 \pm 1.80	[9]	-20.50 \pm 0.06	-19.90 \pm 0.50		-20.38	-20.3	
68030	121560	13 55 49.9935	+14 03 23.411	40.23 \pm 0.37	-290.60 \pm 0.80	9.70 \pm 0.80	[5]	-10.83 \pm 0.18	-10.74 \pm 0.86	-10.70 \pm 0.20	-10.53	-10.2	
68184	122064	13 57 32.0575	+61 29 34.301	99.37 \pm 0.32	-31.40 \pm 1.20	217.20 \pm 1.40	[9]	-26.62 \pm 0.08	-25.30		-26.47	-26.3	
68337	122120	13 59 19.4025	+22 52 11.116	40.32 \pm 0.96	-161.70 \pm 1.00	13.60 \pm 1.00	[1]	-57.59 \pm 0.17	-56.70 \pm 1.10		-57.44		
68682	122742	14 03 32.3515	+10 47 12.404	58.87 \pm 0.62	91.10 \pm 1.20	-307.50 \pm 1.20	[1]	-11.20 \pm 0.30	-12.30 \pm 2.66	-12.30 \pm 0.70	-8.08	-8.5	Spec. Binary
69357	124106	14 11 46.1709	-12 36 42.358	42.75 \pm 1.21	-256.20 \pm 1.10	-180.40 \pm 1.10	[1]	3.10 \pm 0.11	2.86 \pm 1.26	2.80 \pm 0.20	3.29	3.7	
69414	124292	14 12 45.2397	-03 19 12.304	45.35 \pm 0.54	-162.20 \pm 1.00	-323.10 \pm 1.20	[1]	37.20 \pm 0.10	37.44 \pm 0.71	37.50 \pm 0.10	37.77	38.0	
69526	124642	14 13 57.0781	+30 13 01.874	57.39 \pm 1.06	-398.50 \pm 1.40	173.80 \pm 1.40	[1]	-16.47 \pm 0.19	-16.30 \pm 0.20		-16.24		
69701	124850	14 16 00.8697	-06 00 01.968	44.98 \pm 0.19	-26.32 \pm 0.19	-419.38 \pm 0.14	[4]	13.07 \pm 0.42	12.46 \pm 0.29	12.40 \pm 0.10			
69962	125354	14 18 58.2805	-06 36 13.125	45.97 \pm 1.60	-15.60 \pm 1.50	-425.60 \pm 1.80	[5]	7.35 \pm 0.17	12.30 \pm 1.40				
69972	125072	14 19 04.8348	-59 22 44.533	84.74 \pm 0.69	-454.37 \pm 0.93	-809.50 \pm 0.72	[10]	9.65 \pm 0.37					
70016	125455	14 19 34.8641	-05 09 04.302	47.91 \pm 0.81	-632.70 \pm 1.00	-121.70 \pm 1.20	[3]	-22.50 \pm 0.08	-18.89 \pm 1.25	-18.90 \pm 0.10		-17.9	
70218		14 21 57.2165	+29 37 46.626	69.70 \pm 0.83	-631.40 \pm 1.10	-306.70 \pm 1.10	[3]	-9.74 \pm 0.07	-10.19 \pm 0.71	-10.20 \pm 0.10	-9.81	-9.5	
70319	126053	14 23 15.2847	+01 14 29.648	58.17 \pm 0.52	223.30 \pm 1.10	-477.80 \pm 1.20	[7]	-36.49 \pm 0.13	-37.81 \pm 0.29	-37.80 \pm 0.10			
71284	128167	14 34 40.8171	+29 44 42.468	63.16 \pm 0.26	189.10 \pm 0.70	131.60 \pm 0.70	[5]	-35.69 \pm 0.13					
71395*	128311	14 36 00.5607	+09 44 47.466	60.58 \pm 0.83	204.50 \pm 1.10	-250.10 \pm 1.10	[1]	-17.99 \pm 0.17	-19.58 \pm 0.53	-19.60 \pm 0.10	-19.24	-19.9	
							[6]	0.22 \pm 0.25	0.58 \pm 0.43	0.60 \pm 0.10	0.14	1.4	
							[7]	-9.98 \pm 0.10	-15.30		-9.57	-8.8	
							[6]	-8.11 \pm 0.11					
71681 [†]	128621	14 39 35.0803	-60 50 13.761	796.77 \pm 25.82	-3614.38 \pm 20.43	803.21 \pm 19.48	[10]	-8.21 \pm 0.11	-25.09 \pm 5.24	-25.10 \pm 0.30		-18.6	Spec. Binary
71683	128620	14 39 36.4951	-60 50 02.308	754.85 \pm 4.11	-3679.27 \pm 3.88	473.67 \pm 3.23	[10]	-10.17 \pm 0.16	-22.44 \pm 0.00	-25.09 \pm 5.24	-25.10 \pm 0.30	-21.4	Spec. Binary
71743	128987	14 40 31.1061	-16 12 33.444	42.24 \pm 0.54	-116.10 \pm 1.70	-65.10 \pm 1.40	[6]	-22.66 \pm 0.09	-23.30 \pm 0.20	-23.30 \pm 0.20			
72146	130004	14 45 24.1821	+13 50 46.734	52.90 \pm 0.83	-230.80 \pm 1.00	-226.70 \pm 1.00	[1]	-19.41 \pm 0.11	-10.00 \pm 1.00				
							[7]	-10.19 \pm 0.09					
							[7]	-10.17 \pm 0.16					
							[6]	-8.21 \pm 0.11					
72237		14 46 23.2809	+16 29 48.135	58.02 \pm 1.00	-109.47 \pm 1.07	-918.87 \pm 0.88	[3]	43.25 \pm 0.11	42.13 \pm 0.49	42.10 \pm 0.10			
							[7]	44.17 \pm 0.17					
72567	130948	14 50 15.8112	+23 54 42.639	55.01 \pm 0.34	144.30 \pm 1.20	30.60 \pm 1.10	[7]	-1.60 \pm 0.09	-2.79 \pm 0.43	-2.80 \pm 0.10	-2.50	-3.1	
72603	130819	14 50 41.1813	-15 59 50.053	43.38 \pm 0.39	-136.40 \pm 0.40	-58.96 \pm 0.26	[6]	-23.47 \pm 0.15	-24.63 \pm 0.83	-24.70 \pm 0.40			Spec. Binary
72659	131156	14 51 23.3785	+19 06 01.656	149.03 \pm 0.48	154.93 \pm 0.40	-66.40 \pm 0.45	[9]	1.39 \pm 0.08	1.50 \pm 0.20		1.30	0.4	
72848	131511	14 53 23.7664	+19 09 10.074	86.87 \pm 0.46	-441.00 \pm 1.20	217.10 \pm 1.10	[9]	-31.27 \pm 0.30	-22.18 \pm 0.76	-33.40 \pm 1.00	-31.81	-28.5	Spec. Binary; CAB
72875	131582	14 53 41.5709	+23 20 42.625	42.48 \pm 1.12	-824.40 \pm 0.80	11.00 \pm 0.80	[1]	-32.48 \pm 0.10	-31.87 \pm 1.30	-32.00 \pm 0.50			
72981		14 54 53.4814	+09 56 36.562	40.78 \pm 2.48	-313.50 \pm 2.70	-402.00 \pm 2.70	[6]	-1.20 \pm 0.24					
73184	131977	14 57 27.9996	-21 24 55.710	171.21 \pm 0.94	1035.70 \pm 1.80	-1734.90 \pm 1.90	[6]	26.49 \pm 0.10	26.32 \pm 0.71	26.30 \pm 0.10	26.96	26.0	CAB
73457	132683	15 00 43.4112	-11 08 06.464	51.69 \pm 1.97	-16.90 \pm 1.30	-482.00 \pm 1.30	[7]	14.24 \pm 0.24	14.00				
							[7]	12.47 \pm 0.28					
							[7]	14.41 \pm 0.21					
73695	133640	15 03 47.3040	+47 39 14.616	79.90 \pm 1.55	-443.70 \pm 1.20	9.90 \pm 1.20	[9]	-17.89 \pm 0.40	-29.86 \pm 0.35	-30.80 \pm 0.30			Spec. Binary
73786		15 04 53.5267	+05 38 17.150	53.80 \pm 2.80	-606.50 \pm 1.90	-508.40 \pm 1.90	[1]	-84.80 \pm 0.23	-68.00				
73996	134083	15 07 18.0659	+24 52 09.104	51.14 \pm 0.31	184.90 \pm 0.70	-163.80 \pm 0.70	[1]	-9.36 \pm 0.86	-8.92 \pm 3.59	-10.00 \pm 5.00		-11.2	
74537	135204	15 13 50.8948	-01 21 04.995	56.62 \pm 0.49	-1270.00 \pm 1.10	-502.10 \pm 1.20	[3]	-69.45 \pm 0.10	-69.87 \pm 0.63	-69.90 \pm 0.10			
74702	135599	15 15 59.1667	+00 47 46.905	63.11 \pm 0.71	178.20 \pm 1.00	-136.90 \pm 1.10	[5]	-4.23 \pm 0.08	-3.20 \pm 0.20		-3.15	-2.8	
75201		15 22 04.1017	-04 46 38.836	52.92 \pm 1.60	-296.70 \pm 1.60	-13.60 \pm 1.50	[6]	-20.06 \pm 0.23	-17.40 \pm 1.10				
75253	136713	15 22 36.6948	-10 39 40.044	45.22 \pm 1.12	-57.00 \pm 1.00	-203.80 \pm 1.10	[7]	-5.15 \pm 0.12	-6.30 \pm 0.30		-6.04	-5.7	
							[7]	-6.39 \pm 0.08					
75277	136923	15 22 46.8337	+18 55 08.257	51.02 \pm 0.63	-230.90 \pm 1.10	77.20 \pm 1.10	[1]	-7.55 \pm 0.90	-10.70		-7.04	-6.6	
75542	137303	15 25 58.5030	-26 42 20.816	41.52 \pm 1.26	-818.20 \pm 1.50	-8.80 \pm 1.40	[6]	-133.45 \pm 0.18	-133.03 \pm 7.43	-133.10 \pm 0.30			
75718	137763	15 28 09.6115	-09 20 53.050	52.06 \pm 1.18	76.40 \pm 1.00	-359.00 \pm 1.00	[7]	6.82 \pm 0.04	6.48 \pm 0.89	6.60 \pm 0.60			Spec. Binary
75722	137778	15 28 12.2103	-09 21 28.296	48.77 \pm 0.90	80.50 \pm 1.10	-355.90 \pm 1.10	[7]	9.01 \pm 0.09	7.21 \pm 0.49	7.20 \pm 0.10	7.75	8.2	

Table 1 Continued

HIP	HD	α (h,m,s)	δ ($^{\circ}$,',")	π (mas)	$\mu_{\alpha} \times \cos \delta$ (mas/yr)	μ_{δ} (mas/yr)	Obs.run [#]	Radial Velocity					Notes
								Thiswork (km/s)	KH07 (km/s)	NO04 (km/s)	NJ02 (km/s)	VF05 (km/s)	
(1)	(2)	(3)	(4)	(5)	(6)	(7)	(8)	(9)	(10)	(11)	(12)	(13)	(14)
75809	139777	15 29 11.1826	+80 26 54.968	45.77 ± 0.37	-223.20 ± 1.20	107.80 ± 1.20	[6] [7] [7]	-39.30 ± 0.08 -16.40 ± 0.14 -14.39 ± 0.14	-16.67 ± 0.57	-16.70 ± 0.10			
75829	139813	15 29 23.5924	+80 27 00.961	46.48 ± 0.49	-218.00 ± 1.20	105.80 ± 1.20	[7] [7] [7] [7]	-14.59 ± 0.07 -16.39 ± 0.14 -14.61 ± 0.14	-29.00 ± 3.70	-29.00 ± 3.70		-15.4	
76051 ^{†‡}		15 31 54.0449	+09 39 26.904	13.46 ± 11.21	-39.30 ± 1.60	-4.20 ± 1.60	[1]	-34.62 ± 0.15	-38.30 ± 2.20	-38.30 ± 2.20			
76375	139323	15 35 56.5661	+39 49 52.023	44.69 ± 0.58	-447.50 ± 0.80	50.70 ± 0.90	[1]	-67.65 ± 0.13	-68.80 ± 1.20		-67.10	-66.5	
76602	139460	15 38 39.9468	-08 47 40.970	41.02 ± 3.75	18.20 ± 2.60	-23.80 ± 2.70	[6]	-4.54 ± 0.15	0.68 ± 1.27	0.60 ± 0.30			
76603 [‡]	139461	15 38 40.0817	-08 47 29.364	37.57 ± 4.31	20.30 ± 2.60	-34.00 ± 2.70	[6]	-1.26 ± 0.10	-1.25 ± 2.77	-1.40 ± 1.30			Spec. Binary
76779	139763	15 40 34.5693	-18 02 56.498	64.28 ± 1.39	161.70 ± 1.70	88.80 ± 1.60	[6]	4.55 ± 0.18					
77052	140538	15 44 01.8197	+02 30 54.624	68.21 ± 0.66	-48.00 ± 0.80	-147.20 ± 0.80	[7]	20.36 ± 0.11	18.70 ± 0.36	18.70 ± 0.10		19.5	
77257	141004	15 46 26.6133	+07 21 11.063	82.48 ± 0.31	-224.50 ± 0.90	-69.20 ± 0.80	[9]		-66.20 ± 0.71	-66.80 ± 0.10	-66.42	-65.3	Spec. Binary
77408	141272	15 48 09.4630	+01 34 18.262	46.96 ± 0.80	-176.50 ± 1.10	-165.80 ± 1.00	[1] [6] [7]	-26.58 ± 0.80 -24.70 ± 0.09 -25.06 ± 0.12	-26.92 ± 1.26	-26.90 ± 0.20			
78072	142860	15 56 27.1828	+15 39 41.821	88.85 ± 0.18	310.93 ± 0.20	-1282.19 ± 0.18	[1] [9]	6.53 ± 0.31 6.46 ± 0.10	6.40 ± 0.63	6.40 ± 0.10	6.54	7.5	
78709	144287	16 04 03.7132	+25 15 17.436	44.99 ± 0.79	-532.90 ± 1.00	683.00 ± 1.10	[6]	-48.15 ± 0.04	-46.74 ± 1.23	-46.80 ± 0.40			Spec. Binary
78775	144579	16 04 56.7932	+39 09 23.433	68.88 ± 0.33	-571.90 ± 0.90	52.20 ± 1.00	[9]	-59.45	-59.88 ± 0.53	-59.90 ± 0.10	-59.43	-59.0	RV standard
78843	144253	16 05 40.4714	-20 27 00.216	53.42 ± 1.23	300.20 ± 1.60	-349.10 ± 1.60	[6]	36.66 ± 0.09	36.67 ± 2.34	36.60 ± 0.30			CAB
79190	144628	16 09 42.7934	-56 26 42.536	68.16 ± 0.64	-135.24 ± 0.62	333.39 ± 0.58	[10]	33.03 ± 0.09	36.11 ± 2.62	36.10 ± 0.20		37.5	
79492	145958	16 13 18.4525	+13 31 36.880	42.03 ± 1.12	183.07 ± 0.94	-420.12 ± 0.93	[1] [6]	18.27 ± 0.80 18.97 ± 0.08	18.20 ± 1.00		18.42	16.3	
79672	146233	16 15 37.2703	-08 22 09.990	71.93 ± 0.37	231.10 ± 0.80	-494.60 ± 0.80	[9]	12.05 ± 0.05	11.62 ± 0.29	11.60 ± 0.10	11.75	12.2	
79755	147379	16 16 42.7461	+67 14 19.847	93.57 ± 0.95	-493.80 ± 1.30	83.80 ± 1.30	[1]	-19.09 ± 0.20	-20.7 ± 1.40		-18.79		
80337*	147513	16 24 01.2899	-39 11 34.729	78.27 ± 0.38	72.30 ± 0.70	3.30 ± 0.70	[10]		12.56 ± 0.53	12.60 ± 0.10		14.8	
80366	147776	16 24 19.8100	-13 38 29.973	46.47 ± 1.07	-220.10 ± 1.50	-205.70 ± 1.40	[6]	6.66 ± 0.11	9.00		7.34	8.2	
80644	148467	16 27 56.9082	+07 18 19.618	57.09 ± 1.26	-247.60 ± 1.80	-262.00 ± 1.80	[1]	-36.72 ± 0.15	-32.10 ± 2.90		-36.21		
80686	147584	16 28 28.1435	-70 05 03.843	82.54 ± 0.52	197.80 ± 0.70	111.50 ± 0.70	[10]	7.60	5.48 ± 3.01	4.80 ± 2.10			Spec. Binary; CAB
80725	148653	16 28 52.6657	+18 24 50.597	50.96 ± 0.80	-339.90 ± 1.20	383.30 ± 1.30	[1]	-31.45 ± 0.13	-31.90 ± 0.60				
81300	149661	16 36 21.4493	-02 19 28.501	102.55 ± 0.41	455.00 ± 0.70	-308.10 ± 0.70	[9]	-12.73 ± 0.06	-13.27 ± 0.29	-13.30 ± 0.10	-12.86	-12.7	
81375	149806	16 37 08.4277	+00 15 15.631	49.18 ± 0.62	92.40 ± 0.90	74.60 ± 1.10	[1]	9.68 ± 0.70	6.00		10.39	10.8	
82588	152391	16 52 58.8026	-00 01 35.116	57.96 ± 0.66	-709.30 ± 1.40	-1483.70 ± 1.40	[1] [1]	45.08 ± 0.90 44.57 ± 0.11	44.80 ± 0.29	44.80 ± 0.10	45.07	45.5	
83591	154363	17 05 03.3941	-05 03 59.427	93.41 ± 0.94	-915.60 ± 0.70	-1139.20 ± 0.80	[6]	33.69 ± 0.14	33.60 ± 0.71	33.60 ± 0.10	34.15		
83601	154417	17 05 16.8193	+00 42 09.213	48.39 ± 0.40	-16.80 ± 0.90	-334.80 ± 0.90	[6]	-15.44 ± 0.10	-17.01 ± 0.53	-17.00 ± 0.10	-16.74	-16.3	
84195	155712	17 12 37.6225	+18 21 04.295	47.70 ± 0.93	101.90 ± 1.10	-117.50 ± 1.00	[1] [6]	19.20 ± 0.11 19.32 ± 0.08	20.10 ± 0.90				
84478	156026	17 16 13.3626	-26 32 46.128	167.50 ± 0.61	-480.40 ± 0.90	-1123.30 ± 0.90	[6]	-0.59 ± 0.13	-0.49 ± 0.71	-0.50 ± 0.10	0.15		
84720	156274	17 19 03.8337	-46 38 10.444	113.67 ± 0.69	1053.50 ± 2.10	144.00 ± 2.00	[10]	-13.14 ± 0.07	23.0	25.3 ± 0.10			
84862	157214	17 20 39.5672	+32 28 03.876	69.80 ± 0.25	135.80 ± 0.70	-1039.90 ± 0.70	[9]	-78.44 ± 0.07	-78.96 ± 0.16	-79.20 ± 0.10	-78.55	-78.5	
85235	158633	17 25 00.0985	+67 18 24.137	78.11 ± 0.30	-529.40 ± 1.20	2.10 ± 1.30	[9]	-38.53 ± 0.05	-39.09 ± 0.43	-39.10 ± 0.10		-35.7	
85295	157881	17 25 45.2321	+02 06 41.120	129.87 ± 0.73	-579.10 ± 0.90	-1183.20 ± 1.00	[6]	-24.21 ± 0.11	-24.40 ± 1.34	-24.40 ± 0.10	-23.20		
85561	158233	17 29 06.5570	-23 50 10.020	53.04 ± 1.73	-289.90 ± 2.40	-74.70 ± 2.30	[6]	-32.90 ± 0.18	-106.00				
85810	159222	17 32 00.9926	+34 16 16.128	41.81 ± 0.35	-240.00 ± 1.30	63.30 ± 1.50	[6,7]	-51.60	-51.80 ± 0.16	-52.00 ± 0.10	-51.61	-51.3	RV standard
86036	160269	17 34 59.5940	+61 52 28.394	70.48 ± 0.38	265.40 ± 3.30	-520.90 ± 3.20	[9]	-16.30	-14.85 ± 0.20	-14.60 ± 0.20			Spec. Binary
86346 [‡]	160934	17 38 39.6261	+61 14 16.125	30.19 ± 2.00	-21.80 ± 3.00	43.70 ± 3.00	[1] [1] [1] [1] [4] [6] [7] [7] [7] [7] [7]	-25.69 ± 0.35 -26.48 ± 0.37 -26.56 ± 0.37 -26.66 ± 0.42 -27.99 ± 0.28 -28.37 ± 0.51 -28.39 ± 0.35 -25.37 ± 0.45 -27.84 ± 0.36 -27.65 ± 0.44					
86400	160346	17 39 16.9159	+03 33 18.860	90.91 ± 0.68	-178.50 ± 0.70	-99.80 ± 0.70	[9]	21.19 ± 0.08	20.46 ± 0.75	19.90 ± 0.70	15.95		Spec. Binary; CAB
86722	161198	17 43 15.6433	+21 36 33.153	44.14 ± 0.88	-123.10 ± 1.10	-628.00 ± 1.00	[1]	23.88 ± 0.04	25.58 ± 0.89	26.50 ± 0.60	23.95		Spec. Binary

Table 1 Continued

<i>HIP</i>	<i>HD</i>	α (h,m,s)	δ ($^{\circ}$,',")	π (mas)	$\mu_{\alpha} \times \cos \delta$ (mas/yr)	μ_{δ} (mas/yr)	<i>Obs.run</i> [#]	Radial Velocity					Notes
								<i>Thiswork</i> (km/s)	<i>KH07</i> (km/s)	<i>NO04</i> (km/s)	<i>NJ02</i> (km/s)	<i>VF05</i> (km/s)	
(1)	(2)	(3)	(4)	(5)	(6)	(7)	(8)	(9)	(10)	(11)	(12)	(13)	(14)
87579		17 53 29.9367	+21 19 31.050	41.05 ± 1.04	-71.40 ± 1.00	57.00 ± 0.90	[1]	-13.77 ± 0.10	-12.70 ± 0.90				
88601	165341	18 05 27.2855	+02 30 00.358	196.66 ± 0.84	276.30 ± 2.30	-1091.80 ± 2.30	[9]	-6.97 ± 0.10	-9.30 ± 0.63	-10.40 ± 0.50			Spec. Binary
88622	165401	18 05 37.4564	+04 39 25.822	41.81 ± 0.59	-26.00 ± 1.10	-316.70 ± 1.10	[1]	-119.09 ± 0.10	-119.88 ± 0.72	-119.90 ± 0.20			
88972	166620	18 09 37.4165	+38 27 27.997	90.71 ± 0.30	-318.90 ± 1.40	-467.80 ± 1.40	[6]	-19.64 ± 0.07	-19.92 ± 0.22	-20.00 ± 0.10	-19.42	-19.1	
							[9]	-19.41 ± 0.04					
89937	170153	18 21 03.3826	+72 43 58.235	124.10 ± 0.87	531.21 ± 1.03	-349.71 ± 0.94	[9]	32.02 ± 0.26	32.43 ± 0.82	32.40 ± 0.60			Spec. Binary
90656	170493	18 29 52.4073	-01 49 05.173	53.72 ± 0.91	173.30 ± 0.80	-193.50 ± 0.90	[1]	-54.81 ± 0.12	-55.68 ± 0.57	-55.70 ± 0.10	-54.75	-54.1	
90790	170657	18 31 18.9597	-18 54 31.722	75.47 ± 0.70	-138.80 ± 1.10	-195.50 ± 1.10	[9]	-43.14 ± 0.06	-44.10 ± 1.30		-43.13	-42.8	
91009	234677	18 33 55.7728	+51 43 08.905	61.15 ± 0.68	186.00 ± 1.30	-325.90 ± 1.30	[8]	-24.50	-24.50				Spec. Binary; CAB
91438	172051	18 38 53.4005	-21 03 06.736	76.42 ± 0.46	-74.10 ± 0.70	-152.50 ± 0.70	[10]		36.71 ± 0.29	36.60 ± 0.10	37.10	37.4	
92043	173667	18 45 39.7254	+20 32 46.708	52.06 ± 0.24	-9.00 ± 0.30	-336.20 ± 0.40	[1]	22.59 ± 0.27	22.48 ± 0.45	22.40 ± 0.20	23.04	24.0	
92200	173818	18 47 27.2503	-03 38 23.391	70.05 ± 1.17	-132.60 ± 1.20	-276.30 ± 1.20	[1]	15.21 ± 0.19	16.20 ± 1.50		15.54		
92283	174080	18 48 29.2256	+10 44 43.620	59.31 ± 0.83	126.90 ± 1.30	-437.20 ± 1.20	[1]	-7.57 ± 0.09	-7.71 ± 1.83	-7.70 ± 0.10		-6.1	
93017	176051	18 57 01.6105	+32 54 04.585	67.25 ± 0.37	201.96 ± 0.28	-145.47 ± 0.35	[8]	-45.82 ± 0.69	-48.20 ± 0.25	-48.60 ± 0.20			Spec. Binary
93871	178126	19 07 02.0420	+07 36 57.156	40.35 ± 1.41	-321.70 ± 1.30	-761.80 ± 1.40	[1]	8.53 ± 0.19	12.00				
94346	180161	19 12 11.3578	+57 40 19.133	49.96 ± 0.32	217.50 ± 0.90	408.60 ± 0.90	[1]	-27.22 ± 0.05	-26.50 ± 1.00				
95319*	182488	19 23 34.0126	+33 13 19.078	63.44 ± 0.35	79.30 ± 1.20	162.40 ± 1.20	[1]	-21.55	-21.70 ± 0.16	-22.00 ± 0.10	-21.51	-21.2	RV standard
95995	184467	19 31 07.9736	+58 35 09.637	58.94 ± 0.64	-508.90 ± 0.90	-396.80 ± 1.00	[8]	11.40	11.80 ± 0.10	11.80 ± 0.10			Spec. Binary
96085	183870	19 32 06.7047	-11 16 29.792	56.72 ± 0.72	236.70 ± 1.10	18.60 ± 1.10	[1]	-48.83 ± 0.09	-49.26 ± 0.16	-49.50 ± 0.20	-48.86	-48.3	
96100	185144	19 32 21.5908	+69 39 40.232	173.77 ± 0.18	599.20 ± 1.90	-1734.70 ± 2.00	[9]	26.58 ± 0.04	26.64 ± 0.16	26.30 ± 0.10	26.69	26.9	
96183	184385	19 33 25.5531	+21 50 25.186	48.63 ± 0.63	-21.30 ± 0.90	-204.70 ± 0.90	[1]	10.70 ± 0.80	11.00 ± 2.83	11.00 ± 0.10	11.41	11.7	
96285	184489	19 34 39.8401	+04 34 57.059	69.32 ± 1.55	524.50 ± 1.40	311.30 ± 1.40	[1]	-59.10 ± 0.24	-56.80 ± 1.20				
97944	188088	19 54 17.7456	-23 56 27.854	71.17 ± 0.42	-123.10 ± 0.70	-410.40 ± 0.70	[10]	-5.10	-5.70 ± 3.37	-6.10 ± 1.00			Spec. Binary
98677	190067	20 02 34.1558	+15 35 31.471	52.70 ± 0.65	-161.70 ± 1.40	-581.10 ± 1.30	[1]	19.68 ± 0.80	20.00 ± 1.48	20.00 ± 0.10	20.39	21.0	
98698	190007	20 02 47.0447	+03 19 34.278	77.75 ± 0.53	-88.20 ± 1.10	121.60 ± 1.10	[6]	-31.19 ± 0.11	-28.90 ± 1.20		-30.30		
98819	190406	20 04 06.2247	+17 04 12.624	56.28 ± 0.35	-392.50 ± 1.10	-407.60 ± 1.00	[1]	3.89 ± 0.90	4.88 ± 0.22	4.80 ± 0.10	4.76	4.2	
							[6]	5.39 ± 0.07					
							[7]	4.13 ± 0.13					
98828	190470	20 04 10.0452	+25 47 24.827	45.54 ± 0.77	-76.20 ± 1.20	-39.30 ± 1.10	[1]	-7.58 ± 0.10	-7.10 ± 1.40				
99240	190248	20 08 43.6084	-66 10 55.446	163.71 ± 0.17	1211.20 ± 0.90	-1131.00 ± 0.90	[10]		-21.90 ± 0.53	-21.90 ± 0.10		-19.3	
99316	191499	20 09 34.3037	+16 48 20.757	42.30 ± 0.99	3.90 ± 1.40	167.90 ± 1.40	[1]	-31.10 ± 0.12	-32.60				
99452	191785	20 11 06.0744	+16 11 16.799	49.07 ± 0.65	-413.10 ± 1.20	398.20 ± 1.10	[1]	-49.78 ± 0.80	-49.00 ± 0.70		-49.29	-49.0	
99461	191408	20 11 11.9381	-36 06 04.366	166.24 ± 0.27	458.40 ± 1.10	-1569.30 ± 1.10	[10]		-129.41 ± 0.53	-129.40 ± 0.10		-126.9	
99711*	192263	20 13 59.8451	-00 52 00.757	51.76 ± 0.78	-62.70 ± 0.90	262.00 ± 1.10	[1]	-20.58 ± 0.80	-11.30 ± 13.44	-11.30 ± 0.20	-10.74	-10.1	
99764		20 14 28.1911	-07 16 55.110	49.33 ± 1.45	12.50 ± 2.20	-270.70 ± 2.40	[1]	7.07 ± 0.22					
99825	192310	20 15 17.3909	-27 01 58.716	112.23 ± 0.30	1241.90 ± 0.70	-180.80 ± 0.70	[10]		-54.73 ± 0.38	-54.80 ± 0.20		-55.1	
101345	195564	20 32 23.6956	-09 51 12.181	40.97 ± 0.33	307.20 ± 0.70	103.70 ± 0.70	[1]	8.93 ± 0.08	9.40 ± 1.91	9.40 ± 0.10	9.54	10.0	
101955	196795	20 39 37.7092	+04 58 19.265	59.80 ± 3.42	873.90 ± 1.60	90.60 ± 1.50	[1]	-39.20	-41.90 ± 1.20				Spec. Binary
101997	196761	20 40 11.7558	-23 46 25.923	69.54 ± 0.40	500.20 ± 0.90	460.80 ± 0.90	[8]	-41.82 ± 0.06	-42.11 ± 2.62	-42.10 ± 0.20	-41.99	-41.6	
102485	197692	20 46 05.7330	-25 16 15.231	68.13 ± 0.27	-51.95 ± 0.24	-156.56 ± 0.21	[8]		25.59 ± 2.74	20.30 ± 3.80			
103256		20 55 06.8608	+13 10 36.307	44.62 ± 0.94	552.10 ± 1.30	377.40 ± 1.20	[1]	-41.65 ± 0.13	-38.20 ± 1.10				
104092	200779	21 05 19.7454	+07 04 09.474	66.41 ± 0.95	80.10 ± 1.30	-564.20 ± 1.30	[1]	-66.85 ± 0.15	-67.47 ± 0.71	-67.50 ± 0.10			
104214	201091	21 06 53.9434	+38 44 57.898	286.83 ± 6.77	4168.30 ± 6.56	3269.11 ± 12.07	[8]	-64.82 ± 0.09	-66.46 ± 0.49	-66.50 ± 0.10	-65.73		
							[8]	-66.10 ± 0.08					
104217	201092	21 06 55.2648	+38 44 31.400	285.89 ± 0.55	4117.10 ± 2.00	3128.00 ± 2.00	[8]	-64.17 ± 0.15	-64.90 ± 0.10	-65.30 ± 0.10	-64.02		
							[8]	-63.61 ± 0.15					
104239	200968	21 07 10.3807	-13 55 22.547	56.89 ± 0.60	382.30 ± 0.90	-39.90 ± 0.80	[1]	-33.27 ± 0.10	-34.00 ± 2.10			-32.1	
104858	202275	21 14 28.8152	+10 00 25.132	54.09 ± 0.66	39.70 ± 1.30	-304.20 ± 1.20	[4]	-15.80	-16.16 ± 0.74	-16.20 ± 0.30			Spec. Binary
105038	202575	21 16 32.4674	+09 23 37.772	61.02 ± 0.89	143.40 ± 1.60	-116.70 ± 1.60	[1]	-18.23 ± 0.12	-18.78 ± 0.91	-18.80 ± 0.10	-18.07	-17.3	
105152	202751	21 18 02.9749	+00 09 41.686	50.46 ± 1.04	467.70 ± 1.00	-187.50 ± 1.00	[1]	-27.43 ± 0.11	-28.09 ± 0.91	-28.10 ± 0.10	-27.43	-26.9	
105858	203608	21 26 26.6056	-65 21 58.314	107.98 ± 0.19	80.57 ± 0.12	800.59 ± 0.14	[10]	-31.83 ± 0.07	-29.65 ± 0.20	-29.90 ± 0.20			
106147	204587	21 30 02.7534	-12 30 36.252	54.34 ± 1.18	1020.20 ± 1.20	-259.40 ± 1.20	[1]	-84.32 ± 0.23	-81.00 ± 1.60		-84.19		
106400	205434	21 33 01.0691	+62 00 08.824	43.02 ± 0.96	371.80 ± 2.10	193.50 ± 2.00	[8]	-11.14 ± 0.10	-10.50 ± 0.60				
107310	206826	21 44 08.5777	+28 44 33.476	45.06 ± 0.43	277.40 ± 2.70	-251.10 ± 2.60	[7]	18.11 ± 0.22	16.80 ± 0.30	16.20 ± 0.30			
							[5]	15.86 ± 0.44					
107350	206860	21 44 31.3299	+14 46 18.981	55.92 ± 0.45	231.20 ± 1.20	-113.90 ± 1.10	[7]	-15.70 ± 0.09	-17.13 ± 0.22	-17.20 ± 0.10	-16.83	-16.2	
							[8]	-15.08 ± 0.15					
108028	208038	21 53 05.3528	+20 55 49.863	43.41 ± 0.75	-4.30 ± 0.90	-100.80 ± 0.90	[1]	3.84 ± 0.80					
108156	208313	21 54 45.0401	+32 19 42.851	50.12 ± 0.80	209.30 ± 1.60	-233.30 ± 1.50	[1]	-13.96 ± 0.10	-15.40 ± 0.90		-13.25	-12.5	

Table 1 Continued

HIP	HD	α (h,m,s)	δ ($^{\circ}$,',")	π (mas)	$\mu_{\alpha} \times \cos \delta$ (mas/yr)	μ_{δ} (mas/yr)	Obs.run [‡]	Radial Velocity					Notes
								Thiswork (km/s)	KH07 (km/s)	NO04 (km/s)	NJ02 (km/s)	VF05 (km/s)	
(1)	(2)	(3)	(4)	(5)	(6)	(7)	(8)	(9)	(10)	(11)	(12)	(13)	(14)
109176	210027	22 07 00.6661	+25 20 42.402	85.29 ± 0.63	297.40 ± 0.50	26.40 ± 0.50	[9]	-5.50	-5.52 ± 12.88	-14.80 ± 18.20			Spec. Binary
109378*	210277	22 09 29.8657	-07 32 55.155	46.38 ± 0.48	83.90 ± 0.80	-450.60 ± 0.80	[8]	-19.35 ± 0.06	-22.30 ± 0.70		-20.87	-20.4	
109527	210667	22 11 11.9133	+36 15 22.787	43.65 ± 0.53	27.20 ± 1.50	-251.90 ± 1.50	[1]	-19.55 ± 0.09	-19.80 ± 1.20		-19.44	-19.0	
110109	211415	22 18 15.6152	-53 37 37.465	72.53 ± 0.36	436.80 ± 0.90	-632.80 ± 0.90	[10]	-12.62 ± 0.04	-13.03 ± 0.58	-13.00 ± 0.20			
110778	212697	22 26 34.2753	-16 44 31.697	49.32 ± 1.21	251.10 ± 4.30	-20.60 ± 4.50	[8]	4.84 ± 0.12	1.86 ± 1.01	2.10 ± 0.30			
111449	213845	22 34 41.6369	-20 42 29.577	44.09 ± 0.26	221.40 ± 0.70	-145.50 ± 0.70	[8]		-3.44 ± 0.80	-5.20 ± 0.90			
111888	214683	22 39 50.7668	+04 06 58.015	41.51 ± 0.77	180.40 ± 1.20	110.40 ± 1.20	[1]	14.15 ± 0.10	23.80 ± 0.90				
112190	215152	22 43 21.3025	-06 24 02.956	46.47 ± 0.90	-152.60 ± 1.20	-289.40 ± 1.30	[1]	-13.86 ± 0.70	-14.10 ± 0.80		-13.80		
112447	215648	22 46 41.5806	+12 10 22.396	61.37 ± 0.20	233.60 ± 0.90	-492.20 ± 0.90	[1]	-5.41 ± 0.10	-6.08 ± 0.71	-6.10 ± 0.10	-5.86	-4.5	
112870	216259	22 51 26.3576	+13 58 11.937	46.97 ± 1.01	405.10 ± 0.80	202.60 ± 0.80	[1]	1.02 ± 0.13	-1.90 ± 1.30		1.29	-2.1	
113357*	217014	22 57 27.9805	+20 46 07.796	64.09 ± 0.38	207.90 ± 0.70	59.80 ± 0.60	[8]	-31.32 ± 0.05	-33.69 ± 0.22	-33.70 ± 0.10	-33.23	-32.4	
113576	217357	23 00 16.1209	-22 31 27.648	121.68 ± 0.69	-900.10 ± 1.50	58.60 ± 1.50	[8]	16.31 ± 0.18	15.31 ± 0.78	15.30 ± 0.10	16.42		
113718	217580	23 01 51.5444	-03 50 55.444	58.71 ± 0.92	397.50 ± 0.90	-208.20 ± 1.00	[1]	-44.73 ± 0.05	-44.70 ± 1.00				Spec. Binary
114622	219134	23 13 16.9754	+57 10 06.078	152.77 ± 0.29	2074.50 ± 0.70	295.40 ± 0.70	[8]	-17.52 ± 0.07	-19.10 ± 2.26	-19.10 ± 0.10	-18.56	-19.2	
							[8]	-18.59 ± 0.07					
							[8]	-18.47 ± 0.05					
							[9]	-18.40 ± 0.07					
114886	219538	23 16 18.1579	+30 40 12.746	41.64 ± 0.72	358.30 ± 1.10	90.20 ± 1.00	[1]	9.88 ± 0.15	8.30 ± 2.20		9.99	10.1	
115331	220182	23 21 36.5128	+44 05 52.378	46.47 ± 0.53	636.20 ± 0.80	218.70 ± 0.90	[1]	3.37 ± 0.09	3.03 ± 0.29	3.00 ± 0.10			
115341	220221	23 21 44.4519	+45 10 33.807	48.82 ± 0.93	195.90 ± 1.10	-71.00 ± 1.10	[1]	-13.86 ± 0.12					
115445	220339	23 23 04.8947	-10 45 51.278	52.27 ± 0.86	452.40 ± 0.80	260.60 ± 0.80	[1]	35.06 ± 0.12	33.41 ± 1.25	33.40 ± 0.10	34.00	34.4	
116613	222143	23 37 58.4882	+46 11 57.972	42.85 ± 0.42	356.90 ± 1.20	-12.00 ± 1.20	[1]	-0.65 ± 0.09	-0.30 ± 0.51	-0.30 ± 0.20	-0.17	0.2	
116771	222368	23 39 57.0409	+05 37 34.650	72.91 ± 0.15	376.30 ± 0.30	-436.50 ± 0.30	[9]	5.55 ± 0.03	5.39 ± 0.53	5.40 ± 0.10	5.66	6.6	
117712	223778	23 52 25.3197	+75 32 40.518	91.82 ± 0.30	325.80 ± 1.00	45.60 ± 1.10	[9]	1.70	4.50 ± 2.62	4.50 ± 0.10			Spec. Binary; CAB
120005	79211	09 14 24.6984	+52 41 10.954	156.20 ± 8.63	-1560.80 ± 0.80	-660.60 ± 0.90	[8]	13.17 ± 0.32	12.00 ± 0.10	11.90 ± 0.10	12.50		

† Star with uncertainty in the parallax larger than 10 milliarcsec

★ Star with known planets

‡ Observing Run: [1] Foces05; [2] Foces06A; [3] Sarg06; [4] Foces06B; [5] Sarg07A; [6] Sarg07B; [7] Foces07; [8] Sarg08; [9] S4N-McD; [10] S4N-La Silla;

Table 5. Stars with known debris discs

HIP	HD	f_d (10^{-5})	Reference	MG	Age (Myr)
544	166	5.9	[4]	LA	20-150
1599	1581	0.2-1.6	[4]		
13402	17925	2.2-4.4	[4]	LA	20-150
15371	20807	0.4-1.5	[4]		
16537	22049	8.3	[3]		
16852	22484	1.2-4.3	[4]	YD	
18859	25457	10±2	[2]	LA	20-150
19335	25998	2.7	[1]	HS	600
22263	30495	2.0-3.0	[4]	IC2391	35-55
23693	33262	0.2-1.1	[4]		
27072	38393	0.77	[3]	UMa	300
27435	38858	10	[1]	YD	
28103	40136	2.04	[3]		
32480	48682	11	[1]		
40693	69830	20	[2]		
42430	73752	3.21	[3]		
42438	72905	0.6-1.5	[4]	UMa	300
43726	76151	0.4-1.0	[4]	HS	600
51502	90089	0.85	[1]		
62207	110897	1.4-2.3	[4]		
64924	115617	1.9-3.3	[4]		
65721	117176	1.8-7.7	[4]		
71284	128167	0.49	[3]		
71395	128311	1.3-2.7	[4]	UMa	300
76375	139323	78.6	[3]		
85235	158633	4.1	[1]		
107350	206860	0.6-1.5	[4]	LA	20-150

[1] Beichman et al. (2006); [2] Moór et al. (2006)
 [3] Rhee et al. (2007); [4] Trilling et al. (2008)

Table 6. Comparison between our final membership for the Local Association and previous studies.[†]

HIP	HD	This work	Hercules-Lyra		AB Dor ZU04
			FU04	L06	
544	166	Y	Y	Y	
3979	4915	N			
7576	10008	Y		Y	
7751	10360	N			
12929	17230	N			
13402	17925	Y	Y	?	
18859	25457	Y			Y
19422	25665	?			
26779	37394	N			
37288		?			
46843	82443	Y		?	
54155	96064	Y		?	
54745	97334A	Y	Y		
57494	102392	?			
62523	111395	?	Y	?	
63742	113449	Y	?		Y
65515	116956	Y	Y	?	
69357	124106	N			
72146	130004	?			
73695	133640	?			
75809	139777	Y	Y	?	
75829	139813	Y	Y	?	
77408	141272	Y	Y	?	
79755	147379	N			
86346	160934	Y			Y
105038	202575	?			
107350	206860	Y		Y	
108156	208313	N			
115341	220221	N			

FU04: Fuhrmann (2004); ZU04:Zuckerman et al. (2004)
 L06: López-Santiago et al. (2006)

[†]Label ‘Y’ indicates probable members, ‘?’ doubtful members and ‘N’ probable non-members, respectively.

Table 7. Comparison between our final memberships for the Hyades MG and those given by López-Santiago et al. (2010).[†]

HIP	HD	This work	LS10
1803	1835	Y	Y
4148	5133	N	
12709	16909	Y	
13976	18632	Y	?
16134	21531	Y	?
17420	23356	N	Y
18774	24451	?	
19335	25998	N	Y
21482	283750	?	
25220	35171	?	Y
40035	68146	N	
42074	72760	Y	Y
42333	73350	Y	
43587	75732	?	?
43726	76151	N	
44248	76943	?	
46580	82106	Y	
47592	84117	N	
48411	85488	?	?
63257	112575	?	
66147	117936	N	
67275	120136	N	?
69526	124642	?	
72848	131511	Y	
90790	170657	N	
94346	180161	Y	?
96085	183870	?	?
104239	200968	Y	?
116613	222143	Y	?

[†]Label ‘Y’ indicates probable members, ‘?’ doubtful members and ‘N’ probable non-members, respectively.

Table 8. Comparison between our final memberships for the Ursa Major MG and those previously reported in the literature. [†]

HIP	HD	This work	SO93	KI03	FU04	LS10
5944	7590	Y			Y	
8486	11131	Y	Y	Y?	Y	Y
27072	38393	N	?	Y?		Y
27913	39587	?	Y	Y	Y	
33277	50692	N	N	?		
36827	60491	?		N?/?		?
37349	61606A	?		N?		Y
42438	72905	Y	Y	Y?	Y	?
60866	108581	?				
71395	128311	Y		?		Y
72659	131156A	Y	Y	?	Y	?
73996	134083	N		N?		Y
74702	135599	N		?	Y	
80337	147513A	?	Y	N?/?		Y
80686	147584	?		Y		
96183	184385	?				
102485	197692	Y				
108028	208038	?				

SO93: Soderblom & Mayor (1993b); KI03: King et al. (2003)
 FU04: Fuhrmann (2004); LS10: López-Santiago et al. (2010)

[†]Label ‘Y’ indicates probable members, ‘?’ doubtful members and ‘N’ probable non-members, respectively.

Table 9. Membership criteria for the Local Association candidate stars. (Convergence Point: 5.98 hours, -35.15 degrees; $U = -11.6$ km/s, $V = -21.0$ km/s, $W = -11.4$ km/s; Age: 20-150 Myr)

HIP	$(B - V)$	Kinematics							Lithium	CaII H,K		ROSAT-data		Rotation		[Fe/H]
		U (km/s)	V (km/s)	W (km/s)	V_{Total} (km/s)	V_T (km/s)	PV^* (km/s)	ρ_c^* (km/s)	EW(LiI) (mÅ)	R'_{HK} (log)	Age (Gyr)	L_X/L_{Bol} (log)	Age (Gyr)	Prot (days)	Age (Gyr)	
(1)	(2)	(3)	(4)	(5)	(6)	(7)	(8)	(9)	(10)	(11)	(12)	(13)	(14)	(15)	(16)	(17)
<i>Probable Non-members</i>																
3979	0.68	-15.58 ± 0.32	-25.43 ± 0.42	-0.53 ± 0.18	29.83	29.83	5.48 Y	-7.01 Y	35.84 ± 3.72	-4.92 [4]	5.04					-0.19
7751	0.88	-4.19 ± 0.16	-18.73 ± 0.14	-18.60 ± 0.07	26.72	15.16	-0.06 Y	10.19 N	2.14 ± 4.65	-4.94 [1]	5.49			30 [13]	3.46	-0.23
12929	1.18	-14.65 ± 0.21	-22.21 ± 0.58	-8.39 ± 0.12	27.90	27.82	4.30 Y	11.59 Y	34.29 ± 6.13	-4.57 [3]	0.97					
26779	0.84	-13.82 ± 0.10	-23.07 ± 0.18	-14.40 ± 0.13	30.50	30.44	-1.69 Y	0.68 Y	13.54 ± 4.49	-4.55 [1]	0.84	-4.72	0.66	11 [2]	0.62	0.16
69357	0.86	-10.90 ± 0.42	-33.09 ± 0.98	-1.65 ± 0.19	34.88	36.13	5.33 Y	11.26 N	21.43 ± 4.56	-4.60 [1]	1.14	-5.34	2.02			-0.15
79755	1.32	-9.71 ± 0.15	-29.99 ± 0.22	3.82 ± 0.22	31.75	32.24	-17.23 N	-26.32 N		-4.58 [3]	1.03	-4.72	2.45			
108156	0.93	-2.70 ± 0.16	-21.94 ± 0.18	-24.19 ± 0.49	32.77	35.10	-13.76 N	-23.30 N	18.73 ± 4.88	-4.68 [1]	1.79	-5.33	2.04			-0.08
115341	1.06	-9.89 ± 0.30	-20.49 ± 0.19	-9.14 ± 0.28	24.52	23.37	0.44 Y	-11.71 Y	18.15 ± 5.52	-4.73 [1]	2.31	-4.75	0.99			
<i>Doubtful Members</i>																
19422	0.96	-7.92 ± 0.26	-23.86 ± 0.23	-17.19 ± 0.22	30.46	28.17	-4.37 Y	-8.04 Y	4.54 ± 5.02	-4.86 [3]	4.08					-0.06
37288	1.40	-12.25 ± 0.17	-22.15 ± 0.27	-12.50 ± 0.39	28.23	28.58	0.31 Y	20.51 Y	43.42 ± 7.27	-4.72 [3]	2.2					
57494	1.17	-14.43 ± 0.52	-26.95 ± 0.44	3.59 ± 0.33	30.78	23.66	6.46 N	3.76 N	14.26 ± 6.09	-4.80 [1]	3.2					
62523	0.71	-18.16 ± 0.20	-21.36 ± 0.23	-8.35 ± 0.05	29.25	30.17	5.74 Y	-12.14 Y	22.48 ± 3.85	-4.43 [1]	0.37	-5.08	0.83			0.08
72146	0.93	-6.08 ± 0.09	-30.02 ± 0.48	-6.84 ± 0.10	31.38	38.31	-4.74 Y	-25.49 N	8.69 ± 4.89	-4.84 [1]	3.72					
73695	0.59	-17.06 ± 0.32	-26.77 ± 0.41	-2.37 ± 0.42	31.83	46.30	-1.67 Y	-38.12 N	29.62 ± 3.30	-4.60 [3]	1.16	-3.96	0.12			-0.19
105038	1.04	-10.74 ± 0.16	-20.02 ± 0.16	-4.74 ± 0.25	23.21	18.27	-0.34 Y	-11.30 N	12.14 ± 5.40	-4.69 [1]	1.89					-0.10
<i>Probable Members</i>																
544	0.75	-15.02 ± 0.15	-21.38 ± 0.14	-10.12 ± 0.12	28.02	27.92	3.44 Y	-7.12 Y	79.89 ± 4.05	-4.320 [3]	0.16	-4.35	0.32			0.12
7576	0.79	-13.31 ± 0.25	-18.41 ± 0.42	-11.14 ± 0.12	25.31	24.45	2.34 Y	9.95 Y	117.41 ± 4.25	-4.29 [1]	0.13	-4.43	0.44			-0.03
13402	0.88	-15.30 ± 0.07	-21.81 ± 0.11	-9.21 ± 0.06	28.19	28.78	4.06 Y	19.44 Y	182.52 ± 4.63	-4.33 [1]	0.17	-4.12	0.30	6.6 [12]	0.24	0.10
18859	0.51	-7.98 ± 0.18	-28.15 ± 0.21	-11.89 ± 0.15	31.58	37.55	-1.77 Y	26.94 N	96.79 ± 2.98	-4.291 [4]	0.13	-4.16	0.12			-0.01
46843	0.79	-9.93 ± 0.13	-22.89 ± 0.26	-5.64 ± 0.18	25.58	24.18	-4.59 Y	4.17 Y	192.41 ± 4.24	-4.08 [1]	0.02	-3.93	0.22	6 [2]	0.23	
54155	0.79	-15.14 ± 0.38	-28.39 ± 0.44	-0.70 ± 0.42	32.18	26.27	2.33 Y	6.12 N	103.69 ± 4.22	-4.34 [1]	0.18	-3.65	0.12			-0.09
54745	0.62	-16.07 ± 0.23	-23.41 ± 0.29	-11.04 ± 0.12	30.47	30.87	1.94 Y	-6.30 Y	88.31 ± 3.44	-4.27 [1]	0.11	-4.52	0.29	7.6 [12]	0.59	0.08
63742	0.86	-8.87 ± 0.15	-23.28 ± 0.51	-19.50 ± 0.22	31.64	29.87	-6.54 N	-5.26 Y	140.60 ± 4.56	-4.34 [4]	0.19	-4.25	0.38			
65515	0.81	-15.76 ± 0.24	-18.47 ± 0.18	-8.52 ± 0.08	25.73	29.12	2.85 Y	-18.87 N	39.95 ± 4.33	-4.22 [1]	0.07	-4.36	0.36			-0.10
75809	0.65	-14.73 ± 0.22	-25.95 ± 0.17	-2.33 ± 0.14	29.93	32.31	-9.56 N	-21.82 N	141.10 ± 3.59	-4.41 [1]	0.32	-4.01	0.15			-0.29
75829	0.78	-14.16 ± 0.26	-25.03 ± 0.18	-2.30 ± 0.14	28.85	31.11	-9.19 N	-21.02 N	127.81 ± 4.19	-4.41 [4]	0.31	-3.79	0.15			0.07
77408	0.80	-17.81 ± 0.10	-27.25 ± 0.44	-12.44 ± 0.13	34.85	34.04	3.56 Y	-23.96 Y	10.37 ± 4.30	-4.35 [1]	0.2	-4.40	0.43			-0.05
86346	1.18	-6.86 ± 0.68	-24.72 ± 0.30	-11.76 ± 0.46	28.22	16.54	-2.27 Y	-14.83 N	28.19 ± 6.25	-3.96 [11]		-2.90	0.10 [†]	1.8 [14]		
107350	0.59	-13.92 ± 0.13	-20.05 ± 0.10	-11.10 ± 0.18	26.81	26.73	2.55 Y	-15.61 Y	91.91 ± 3.30	-4.48 [1]	0.53	-4.40	0.24	4.7 [12]	0.3	-0.01

† Upper limit

★ 'Y', 'N' labels indicate if the star satisfies or not the criteria.

Table 10. Membership criteria for the Hyades candidate stars. (Convergence Point: 6.40 hours, 6.50 degrees; $U = -39.7$ km/s, $V = -17.7$ km/s, $W = -2.4$ km/s; Age: 600 Myr)

HIP	$(B - V)$	Kinematics							Lithium	CaII H,K		ROSAT-data		Rotation		[Fe/H]		
		U (km/s)	V (km/s)	W (km/s)	V_{Total} (km/s)	V_T (km/s)	PV^* (km/s)	ρ_c^* (km/s)	EW(LiI) (mÅ)	R'_{HK} (log)	Age (Gyr)	L_X/L_{Bol} (log)	Age (Gyr)	Prot (days)	Age (Gyr)			
(1)	(2)	(3)	(4)	(5)	(6)	(7)	(8)	(9)	(10)	(11)	(12)	(13)	(14)	(15)	(16)	(17)		
<i>Probable Non-members</i>																		
4148	0.90	-36.34 ± 0.32	-20.72 ± 0.20	6.50 ± 0.06	42.33	41.64	-4.63 N	-2.13 Y										
17420	0.93	-30.35 ± 0.18	-14.81 ± 0.12	-4.58 ± 0.16	34.08	31.28	-0.89 Y	21.33 Y	4.20 ± 4.91	-4.83 [1]	3.64	-5.22	2.04			-0.15		
19335	0.52	-33.23 ± 0.26	-15.64 ± 0.23	-8.05 ± 0.16	37.60	36.64	-6.08 N	26.37 Y	93.12 ± 3.01	-5.04 [1]	7.35	-5.04	1.45			-0.12		
40035	0.49	-37.17 ± 0.16	-19.18 ± 0.13	-12.77 ± 0.16	43.73	45.72	-10.54 N	38.19 Y	31.97 ± 2.88	-4.401 [2]	0.30	-4.40	0.16	2.6 [12]	0.22	0.07		
43726	0.67	-40.82 ± 0.19	-20.43 ± 0.08	-11.53 ± 0.20	47.08	52.25	-7.81 N	40.40 N	31.42 ± 3.66	-4.81 [5]	3.27	-4.66 [2]	1.60	-5.25	0.89	15 [2]	0.16	0.09
47592	0.52	-40.79 ± 0.14	-27.27 ± 0.09	6.96 ± 0.09	49.56	40.25	4.49 N	21.86 N	28.83 ± 3.01	-4.66 [2]	1.60	-5.25	0.89	15 [2]	0.16	0.09		
66147	1.02	-42.27 ± 0.72	-20.27 ± 0.40	4.78 ± 0.20	47.12	48.65	0.86 Y	-13.46 N	7.38 ± 5.34	-4.86 [5]	4.14	-4.86 [5]	4.14			-0.05		
67275	0.50	-34.92 ± 0.13	-19.03 ± 0.07	-11.90 ± 0.30	41.51	37.27	-4.35 N	-11.29 N	2.73 ± 2.91	-4.70 [1]	1.99	-4.89	1.28			0.07		
90790	0.86	-38.06 ± 0.07	-24.73 ± 0.15	5.31 ± 0.07	45.69	50.10	-10.42 N	-48.90 Y	1.64 ± 4.56	-4.90 [1]	4.78	-5.12	0.36	4 [2]		0.25		
																-0.15		
<i>Doubtful Members</i>																		
18774	1.12	-48.75 ± 0.44	-17.60 ± 0.36	-7.18 ± 0.18	52.33	51.33	-5.37 N	15.56 Y		-4.56 [1]	0.90	-5.23	2.74					
21482	1.08	-39.25	-17.55	-1.59	43.02	43.50	0.67 Y	36.58 Y	42.40 ± 5.60	-4.06 [4]	0.01	-3.01	0.09					
25220	1.10	-38.68 ± 0.10	-14.25 ± 0.21	6.81 ± 0.28	41.77	44.58	9.34 N	42.33 Y	13.25 ± 5.69	-4.13 [1]	0.03	-4.62	1.15					
43587	0.86	-37.07 ± 0.17	-18.04 ± 0.11	-7.70 ± 0.23	41.94	47.93	-0.55 Y	35.99 N	34.60 ± 4.58	-5.10 [4]						0.35		
44248	0.45	-44.62	-14.29	-9.63	47.83	50.80	7.55 N	33.02 Y	18.80 ± 2.73	-4.55 [4]	0.83	-5.21	0.30			0.13		
48411	1.22	-44.17 ± 0.84	-19.52 ± 0.14	-7.99 ± 0.65	48.95	52.39	-2.47 Y	32.29 N	37.12 ± 6.32	-4.68 [4]	1.77	-4.68 [4]	1.77					
63257	1.06	-37.22 ± 1.32	-17.31 ± 0.81	-2.20 ± 0.17	41.11	41.18	-0.49 Y	-6.97 Y		-4.78 [5]	2.93							
69526	1.07	-36.30 ± 0.62	-14.54 ± 0.24	-5.67 ± 0.26	39.51	38.12	1.95 Y	-12.93 Y	12.10 ± 5.57	-4.28 [1]	0.12	-4.88	1.38					
96085	0.92	-50.34 ± 0.14	-14.85 ± 0.13	-4.80 ± 0.23	52.71	62.49	6.43 N	-59.60 N		-4.52 [1]	0.69					-0.06		
<i>Probable Members</i>																		
1803	0.65	-36.58 ± 0.45	-14.94 ± 0.20	-0.15 ± 0.10	39.52	39.40	1.72 Y	-1.13 Y	67.36 ± 3.61	-4.36 [1]	0.22	-4.59	0.34	7.7 [12]	0.52	0.22		
12709	1.08	-47.52	-15.55	-3.70	50.13	46.75	2.77 Y	26.78 Y	21.09 ± 5.63	-4.48 [4]	0.52	-4.53	0.83					
13976	0.94	-43.59 ± 0.71	-19.85 ± 0.77	-0.38 ± 0.62	47.90	49.55	0.85 Y	31.46 Y		-4.40 [1]	0.30	-4.72	0.75	10.2 [14]		0.18		
16134	1.27	-46.71 ± 0.40	-19.24 ± 0.18	-7.47 ± 0.30	51.06	47.04	1.80 Y	29.81 Y	19.12 ± 6.54	-4.61 [1]	1.21	-4.29	0.98					
42074	0.81	-36.00 ± 0.24	-20.75 ± 0.12	-1.08 ± 0.27	41.56	35.84	-2.61 Y	29.93 N	15.34 ± 4.34	-4.454 [4]	0.44	-4.76	0.69			0.03		
42333	0.64	-43.52 ± 0.42	-19.37 ± 0.17	-12.32 ± 0.45	49.20	57.06	-7.33 N	46.20 N	46.42 ± 3.56	-4.40 [1]	0.30	-4.78	0.46			0.04		
46580	1.00	-41.11	-13.60	-0.27	43.30	43.08	4.77 N	29.81 Y	6.68 ± 5.23	-4.50 [1]	0.61	-4.65	0.94	13.6 [13]		-0.04		
72848	0.83	-36.20 ± 0.19	-13.45 ± 0.10	-14.34 ± 0.27	41.20	31.56	2.39 Y	-16.80 N	11.00 ± 4.44	-4.52 [1]	0.69	-4.77	0.69			0.09		
94346	0.80	-44.05 ± 0.30	-22.10 ± 0.06	-15.52 ± 0.10	51.67	46.88	-11.21 N	-19.88 N	5.13 ± 4.29	-4.52 [10]	0.69	-4.68	0.56					
104239	0.89	-42.25 ± 0.25	-17.98 ± 0.08	-4.90 ± 0.29	46.18	49.04	0.16 Y	-37.14 Y	10.84 ± 4.69	-4.496 [3]	0.59	-4.52	0.55			0.02		
116613	0.65	-33.85 ± 0.39	-16.38 ± 0.20	-12.13 ± 0.19	39.51	38.26	-10.05 N	-2.12 Y	30.39 ± 3.58	-4.555 [4]	0.87	-4.54	0.30			0.12		

★ 'Y', 'N' labels indicate if the star satisfies or not the criteria.

Table 11. Membership criteria for the Ursa Major MG candidate stars. (Convergence Point: 20.55 hours, -38.10 degrees; $U = 14.9$ km/s, $V = 1.0$ km/s, $W = -10.7$ km/s; Age: 300 Myr)

HIP	$(B - V)$	Kinematics							Lithium	CaII H,K		ROSAT-data		Rotation		[Fe/H]
		U (km/s)	V (km/s)	W (km/s)	V_{Total} (km/s)	V_T (km/s)	PV^* (km/s)	ρ_c^* (km/s)	EW(LiI) (mÅ)	R'_{HK} (log)	Age (Gyr)	L_X/L_{Bol} (log)	Age (Gyr)	Prot (days)	Age (Gyr)	
(1)	(2)	(3)	(4)	(5)	(6)	(7)	(8)	(9)	(10)	(11)	(12)	(13)	(14)	(15)	(16)	(17)
<i>Probable Non-members</i>																
27072	0.49	18.18 ± 0.13	4.44 ± 0.13	-11.67 ± 0.09	22.06	20.82	1.62 Y	-6.32 Y	68.82 ± 2.90	-4.78 [7]	2.93					-0.09
33277	0.60	13.53	5.66	-4.98	15.48	2.72	3.47 N	-2.48 N	15.28 ± 3.35	-4.94 [3]	5.45					-0.13
73996	0.45	16.71 ± 0.39	-1.81 ± 0.27	-18.15 ± 0.75	24.74	23.13	-1.39 Y	-3.54 Y		-4.85 [3]	3.95	-5.34	0.50			0.05
74702	0.82	9.28 ± 0.17	1.13 ± 0.09	-14.68 ± 0.16	17.40	17.04	0.34 Y	-2.35 Y		-4.35 [1]	0.20	-5.11	1.34			-0.09
<i>Doubtful Members</i>																
27913	0.59	13.63 ± 0.30	2.46 ± 0.06	-7.40 ± 0.05	15.70	12.78	1.27 Y	-10.00 Y	102.91 ± 3.30	-4.49 [1]	0.57	-4.54	0.30	5.2 [12]	0.36	-0.01
36827	0.87	6.34 ± 0.13	6.30 ± 0.13	-11.69 ± 0.32	14.72	10.01	7.72 N	-6.82 Y	53.47 ± 4.59	-4.24 [1]	0.08	-4.49	0.61			-0.26
37349	0.96	25.33 ± 0.14	-2.41 ± 0.17	-7.36 ± 0.11	26.49	24.24	-9.54 N	-17.59 Y	8.58 ± 5.02	-4.46 [1]	0.47	-4.87	1.17			-0.05
80337	0.63	13.23 ± 0.10	-1.03 ± 0.06	-1.40 ± 0.06	13.34	5.50	1.65 N	3.70 N	35.52 ± 3.49	-4.53 [7]	0.69	-4.62	0.37	8.5 [12]	0.68	0.05
60866	1.16	23.76 ± 0.72	1.69 ± 0.19	-16.49 ± 0.39	28.97	29.02	0.36 Y	-5.58 Y	26.68 ± 6.05	-5.14 [1]						
80686	0.55	12.80	5.30	-5.99	15.09	17.66	3.89 N	12.53 Y	116.12 ± 3.15	-4.65 [1]	1.52	-4.59	0.29	13 [13]	0.24	-0.08
96183	0.75	21.40 ± 0.49	-0.95 ± 0.69	-7.63 ± 0.16	22.74	21.54	-6.61 N	10.26 Y		-4.75 [4]	2.56					0.11
108028	0.92	7.78 ± 0.25	-1.68 ± 0.71	-8.53 ± 0.38	11.67	12.04	-2.91 N	5.66 Y	27.80 ± 4.85	-4.40 [1]	0.30	-4.33	0.60			
<i>Probable Members</i>																
5944	0.58	17.87 ± 0.17	-3.60 ± 0.14	0.16 ± 0.14	18.23	11.82	5.46 N	-2.74 N	95.70 ± 3.29	-4.47 [1]	0.50	-4.68	0.39			-0.07
8486	0.62	18.93 ± 1.21	2.03 ± 0.22	-2.55 ± 0.45	19.21	19.35	1.82 Y	-5.05 Y	91.56 ± 3.46	-4.19 [1]	0.05	-4.35	0.27			-0.11
42438	0.61	10.69 ± 0.06	0.24 ± 0.07	-10.55 ± 0.07	15.02	13.07	2.25 N	-11.65 Y	106.36 ± 3.41	-4.38 [1]	0.26	-4.45	0.29	5 [2]	0.29	-0.20
71395	0.98	16.90 ± 0.32	-4.47 ± 0.12	-20.53 ± 0.19	26.96	24.75	-5.66 N	-2.33 N	12.30 ± 5.12	-4.45 [1]	0.43	-4.54	0.70			0.02
72659	0.72	4.99 ± 0.04	1.99 ± 0.02	-1.35 ± 0.07	5.54	5.25	1.33 N	0.75 Y	99.03 ± 3.92	-4.36 [2]	0.23	-4.37	0.37	6.2 [12]	0.29	-0.10
102485	0.43	19.67 ± 2.91	-5.05 ± 1.06	-11.47 ± 2.21	23.32	50.17	1.39 Y	48.86 N	-8.08 ± 2.66	-4.40 [5]	0.31	-5.06	0.30			0.00

★ ‘Y’, ‘N’ labels indicate if the star satisfies or not the criteria.

Table 12. Membership criteria for the IC2391 MG candidate stars. (Convergence Point: 5.82 hours, -12.44 degrees; $U = -20.6$ km/s, $V = -15.7$ km/s, $W = -9.1$ km/s; Age: 35-55 Myr)

HIP	$(B - V)$	Kinematics							Lithium	CaII H,K		ROSAT-data		Rotation		[Fe/H]
		U (km/s)	V (km/s)	W (km/s)	V_{Total} (km/s)	V_T^* (km/s)	PV^* (km/s)	ρ_c (km/s)	EW(LiI) (mÅ)	R'_{HK} (log)	Age (Gyr)	L_X/L_{Bol} (log)	Age (Gyr)	Prot (days)	Age (Gyr)	
(1)	(2)	(3)	(4)	(5)	(6)	(7)	(8)	(9)	(10)	(11)	(12)	(13)	(14)	(15)	(16)	(17)
<i>Probable Non-members</i>																
8362	0.79	-24.86 ± 0.13	-16.48 ± 0.11	-5.36 ± 0.07	30.30	29.81	4.72 Y	0.58 Y	7.98 ± 4.22	-5.05 [1]	7.54	-4.96	0.89	23 [2]	2.53	0.02
18267	0.73	-21.33 ± 0.62	-24.22 ± 0.41	-5.06 ± 0.34	32.66	40.76	3.16 Y	30.95 N		-4.89 [4]	4.67	-5.17	1.03			-0.01
25119	0.94	-26.59 ± 0.17	-26.68 ± 0.40	-12.84 ± 0.14	39.80	56.71	0.30 Y	54.40 N	10.76 ± 4.93	-4.88 [4]	4.42	-5.65	3.46			-0.23
54810	1.23	-24.97 ± 0.54	-20.40 ± 0.31	3.09 ± 0.32	32.39	27.57	3.24 N	3.73 N		-4.50 [1]	0.61	-5.07	2.34			
<i>Doubtful Members</i>																
11072	0.61	-17.46 ± 0.27	-15.84 ± 0.27	-4.79 ± 0.15	24.06	26.58	-1.79 Y	17.04 Y	35.24 ± 3.39	-4.99 [5]	6.32	-4.51	0.14	19.3 [13]	3.25	-0.06
19832	1.18	-16.71 ± 0.23	-17.91 ± 0.93	-12.15 ± 0.25	27.34	27.13	-5.37 N	24.67 Y	25.86 ± 6.13	-4.66 [1]	1.61					
22449	0.48	-25.65 ± 0.07	-14.77 ± 0.03	4.37 ± 0.04	29.92	25.13	14.35 N	22.89 Y	12.88 ± 2.82	-4.79 [3]	3.04	-4.99	0.32			-0.03
34567	0.70	-21.68	-18.03	-15.92	32.39	37.46	2.59 Y	27.44 N	54.66 ± 3.82	-4.46 [4]	0.47	-4.45	0.32			0.00
40170	1.21	-17.68 ± 0.78	-20.66 ± 1.22	-10.07 ± 0.74	29.00	29.90	-3.70 N	9.55 Y	23.26 ± 6.43	-5.15 [1]						
53486	0.93	-16.63 ± 0.29	-14.39 ± 0.22	-6.15 ± 0.21	22.83	22.40	-0.94 Y	4.32 Y		-4.59 [1]	1.08	-4.59	0.67			-0.03
75201	1.30	-28.10 ± 0.47	-17.90 ± 0.61	0.50 ± 0.48	33.32	37.79	10.37 N	-28.78 N	16.31 ± 6.77	-4.54 [1]	0.79					
76051	0.77	-27.90 ± 4.87	-16.55 ± 8.59	-18.44 ± 6.25	37.31	25.02	0.45 Y	-20.80 N		-4.67 [4]	1.69					
95319	0.81	-21.00	-14.04	-2.91	25.43	24.42	5.82 N	-21.16 Y	22.77 ± 4.31	-5.08 [3]						0.16
<i>Probable Members</i>																
19076	0.64	-25.68 ± 0.09	-13.46 ± 0.12	-6.61 ± 0.07	29.74	24.74	4.18 N	18.14 N	44.90 ± 3.53	-4.30 [1]	0.14	-4.61	0.34			0.04
22263	0.62	-24.11 ± 0.08	-8.65 ± 0.07	-3.06 ± 0.08	25.80	39.73	8.25 N	38.27 N	55.79 ± 3.47	-4.511 [2]	0.65	-4.73	0.44	7.6 [12]	0.57	0.00
29568	0.70	-20.82 ± 0.12	-10.26 ± 0.11	-7.01 ± 0.10	24.24	43.31	1.05 Y	42.23 N	51.29 ± 3.79	-4.39 [1]	0.28	-4.29	0.28			-0.01
59280	0.80	-28.62 ± 0.50	-22.55 ± 0.40	-7.13 ± 0.10	37.13	37.79	-1.89 Y	-7.77 Y	26.16 ± 4.26	-4.56 [1]	0.90	-5.24	1.26			0.14
66252	1.16	-27.83 ± 0.34	-14.63 ± 0.39	-17.03 ± 0.22	35.76	31.50	0.34 Y	-12.54 N	65.40 ± 6.06	-3.89 [1]		-3.05	0.15	3.9 [13]		
71743	0.73	-22.30 ± 0.18	-6.93 ± 0.27	-13.83 ± 0.15	27.14	18.29	-0.15 Y	-10.56 N	34.70 ± 3.96	-4.51 [1]	0.65	-4.86	0.68			0.04

★ 'Y', 'N' labels indicate if the star satisfies or not the criteria.

Table 13. Membership criteria for the Castor MG candidate stars. (Convergence Point: 4.57 hours, -18.44 degrees; $U = -10.7$ km/s, $V = -8.0$ km/s, $W = -9.7$ km/s; Age: 200 Myr)

HIP	$(B - V)$	Kinematics							Lithium	CaII H,K		ROSAT-data		Rotation		[Fe/H]
		U (km/s)	V (km/s)	W (km/s)	V_{Total} (km/s)	V_T (km/s)	PV^* (km/s)	ρ_c^* (km/s)	EW(LiI) (mÅ)	R'_{HK} (log)	Age (Gyr)	L_X/L_{Bol} (log)	Age (Gyr)	Prot (days)	Age (Gyr)	
(1)	(2)	(3)	(4)	(5)	(6)	(7)	(8)	(9)	(10)	(11)	(12)	(13)	(14)	(15)	(16)	(17)
<i>Doubtful Members</i>																
12110	1.06	-12.52 ± 0.22	-8.05 ± 0.20	-11.63 ± 0.13	18.89	17.47	0.99 Y	15.06 Y		-4.40 [1]	0.30	-4.81	1.16			0.06
67105	1.09	-4.32 ± 0.14	-10.06 ± 0.30	-13.51 ± 0.10	17.39	13.24	-7.30 N	-9.43 Y	5.15 ± 5.68	-4.39 [1]	0.28	-5.17	2.15			
109176	0.45	-14.69	-7.00	-6.39	17.48	16.40	5.19 N	-4.54 Y	74.47 ± 2.73	-5.06 [9]	7.72	-5.76	0.89			-0.05
<i>Probable Members</i>																
29067	1.25	-7.16 ± 0.46	-7.69 ± 0.40	-9.98 ± 0.49	14.49	14.33	0.89 Y	-0.57 Y	37.82 ± 6.47	-4.40 [1]	0.30					
45383	1.00	-13.47 ± 0.48	-4.33 ± 0.44	-0.52 ± 0.45	14.16	8.75	5.68 N	2.96 N	8.68 ± 5.25	-4.31 [1]	0.15	-3.93	0.33			
110778	0.61	-17.08 ± 0.67	-5.03 ± 0.47	-17.11 ± 0.45	24.69	23.47	5.97 N	0.43 Y	83.22 ± 3.43	-4.43 [1]	0.37	-4.19	0.18			-0.17
117712	0.96	-15.75	-6.48	-1.20	17.07	15.32	8.18 N	3.64 Y		-4.55 [3]	0.86	-4.56	0.64			-0.32

★ 'Y', 'N' labels indicate if the star satisfies or not the criteria.

Table 14. Properties of the stars classified as Other young discs stars

HIP	$(B - V)$	Kinematics			Lithium	Ca II H,K		X-ray		Rotation		[Fe/H]
		U (km/s)	V (km/s)	W (km/s)	$EW \text{ Li I}$ (mÅ)	R'_{HK} (log)	Age (Gyr)	L_X/L_{Bol} (log)	Age (Gyr)	Prot (Days)	Age (Gyr)	
(1)	(2)	(3)	(4)	(5)	(6)	(7)	(8)	(9)	(10)	(11)	(12)	(13)
1692	1.31	-18.78 ± 8.10	-1.08 ± 3.74	-18.51 ± 1.00								
3810	0.52	7.43	-10.88	-18.45		-4.92 [4]	5.07	-6.35	1.88			-0.07
3998	1.22	3.40 ± 0.27	-14.96 ± 0.68	-23.70 ± 0.68	21.94 ± 6.34	-4.96 [3]	5.80	-4.53	1.18			
4845	1.10	5.05 ± 0.32	-13.10 ± 0.62	-13.53 ± 0.26	4.35 ± 5.90	-4.54 [1]	0.79					
7235	0.75	-10.89 ± 0.18	-26.44 ± 0.29	0.94 ± 0.08		-4.72 [1]	2.20	-5.29	1.45			-0.04
7918	0.61	-38.63 ± 0.28	-31.20 ± 0.26	-0.07 ± 0.07	7.60 ± 3.42	-4.99 [3]	6.36					0.06
8275	1.02	-11.10 ± 0.15	0.75 ± 0.30	-20.62 ± 0.19	4.53 ± 5.34	-4.51 [1]	0.65					
8768	1.40	-35.88 ± 0.45	-28.55 ± 0.38	-1.87 ± 0.22	26.69 ± 7.20	-4.59 [1]	1.08	-4.52	1.92			
9829	0.65	6.34 ± 0.41	-12.38 ± 0.35	-9.20 ± 0.41	6.47 ± 3.57	-4.98 [4]	6.13					-0.20
10337	1.37	-32.70 ± 1.18	-21.64 ± 0.83	10.03 ± 0.50	13.06 ± 7.18	-4.68 [1]	1.79	-4.49	1.27			
13081	0.83	-24.79 ± 0.60	-26.53 ± 0.99	-1.49 ± 0.19		-4.58 [4]	1.00	-4.56	0.48			-0.08
13642	0.90	-40.49 ± 0.35	-21.47 ± 0.71	-16.62 ± 0.17		-5.11 [3]						0.21
14150	0.70	-18.54 ± 0.13	-22.45 ± 0.28	-5.69 ± 0.10		-4.85 [4]	4.01					0.12
15442	0.64	-25.57 ± 0.22	-30.64 ± 0.57	-6.09 ± 0.24	5.90 ± 3.56	-4.75 [1]	2.55					-0.20
15457	0.67	-21.03 ± 0.73	-4.33 ± 0.04	-4.02 ± 0.68	38.88 ± 3.68	-4.42 [2]	0.35	-4.62	0.40	9.4 [12]	0.70	0.11
16852	0.57	1.66 ± 0.18	-15.51 ± 0.12	-42.40 ± 0.19	46.48 ± 3.22	-5.05 [3]	7.59			17.6 [13]	3.50	-0.04
23835	0.64	-26.31 ± 0.08	-23.11 ± 0.13	27.54 ± 0.19	13.06 ± 3.55	-5.13 [4]						-0.16
27435	0.62	-18.69 ± 0.10	-29.66 ± 0.12	-12.38 ± 0.07	33.59 ± 3.46	-4.97 [4]	6.00					-0.22
29525	0.66	3.04 ± 0.76	-25.79 ± 0.37	-6.62 ± 0.16	39.19 ± 3.65	-4.33 [1]	0.17	-4.78	0.55	7.8 [14]		-0.10
29650	0.45	-33.85 ± 0.13	-18.52 ± 0.12	-16.37 ± 0.16	4.90 ± 2.72	-4.71 [4]	2.13	-5.30	0.51			0.07
30422	0.45	-15.95	-4.07	-2.82	4.66 ± 2.72	-4.58 [4]	0.99	-5.05	0.40			
33560	1.07	14.67 ± 0.37	-8.13 ± 0.36	-1.26 ± 0.19	58.70 ± 5.62	-4.14 [1]	0.03	-3.37	0.22			
37279	0.43	5.48	-8.48	-18.84	2.10 ± 2.65	-4.78 [2]	2.89	-6.12	0.99	3.0 [2]		0.00
42808	0.93	-25.93 ± 0.12	-7.93 ± 0.10	-0.82 ± 0.07	69.52 ± 4.89	-4.48 [1]	0.53	-4.41	0.57			-0.03
44897	0.58	-30.64 ± 0.14	-14.03 ± 0.16	4.33 ± 0.16	28.44 ± 3.29	-4.47 [1]	0.50	-4.74	0.36	10.0 [2]	1.15	0.03
45038	0.49	-1.13 ± 0.08	-9.16 ± 0.11	1.93 ± 0.09		-5.31 [3]		-6.09	1.32			-0.05
45333	0.59	8.64	-7.61	-9.46	60.35 ± 3.32	-5.07 [4]						-0.13
45343	1.36	-39.13 ± 1.18	-13.70 ± 0.58	-21.71 ± 1.08		-4.56 [3]	0.91	-4.59	2.37			
46509	0.46	0.94 ± 0.36	-7.33 ± 0.22	11.37 ± 0.35	3.36 ± 2.77	-4.83 [3]	3.61	-4.96	0.27			-0.01
46816	0.89	-20.11 ± 0.33	-4.35 ± 0.25	-10.13 ± 0.28	202.25 ± 4.72	-3.66 [1]		-3.03	0.08			-0.21
47080	0.76	-36.76	-17.35	-15.85	10.43 ± 4.11	-4.57 [1]	0.95	-5.11	0.83	18.0 [2]	1.72	0.33
48113	0.61	11.12 ± 0.72	-5.54 ± 0.13	17.93 ± 0.84	28.30 ± 3.41	-5.04 [3]	7.39					0.13
49699	0.97	-8.69 ± 0.11	-7.09 ± 0.13	4.27 ± 0.09	11.26 ± 5.09	-5.00 [4]	6.58					0.04
49908	1.33	-8.81 ± 0.10	-20.71 ± 0.05	-36.38 ± 0.11	37.55 ± 6.82	-5.00 [1]	6.60	-5.09	3.46	6.0 [14]		
49986	1.29	-2.20 ± 0.07	-12.46 ± 0.15	-2.99 ± 0.15	14.13 ± 6.75	-4.41 [11]	0.32	-4.47	3.86			
51459	0.52	-13.58 ± 0.05	-1.99 ± 0.05	1.82 ± 0.05	56.71 ± 3.02	-4.78 [3]	2.97	-5.51	1.02			-0.05
53721	0.61	-24.18 ± 0.09	-2.38 ± 0.05	0.74 ± 0.08	16.15 ± 3.42	-4.91 [3]	4.93					0.03
54426	0.98	-6.42 ± 0.48	-3.54 ± 0.21	-41.94 ± 0.22	2.23 ± 5.12	-4.77 [1]	2.80					
54906	0.83	-10.70 ± 0.25	1.19 ± 0.15	-4.76 ± 0.11	5.05 ± 4.42	-5.06 [4]	7.72					-0.27
56242	0.58	-21.34 ± 0.67	-30.27 ± 0.94	-20.26 ± 0.47	58.86 ± 3.26	-4.92 [2]	5.16	-5.95	2.09	14.0 [12]	2.21	-0.02
56997	0.73	7.85 ± 0.04	-16.01 ± 0.06	-3.74 ± 0.06	7.26 ± 3.95	-4.55 [2]	0.82	-5.16	1.08	17.1 [12]	1.70	-0.03
61941	0.38	-35.51 ± 0.27	-6.47 ± 0.31	-18.47 ± 0.58	43.96 ± 2.44	-4.50 [11]	0.61	-4.79	0.18			
62505	0.93	4.37 ± 0.36	5.64 ± 0.50	4.00 ± 0.28	12.13 ± 4.92	-4.57 [5]	0.96	-4.68	0.68			
64241	0.47	-39.00 ± 0.61	-9.53 ± 0.22	-13.70 ± 0.24	12.33 ± 2.81	-4.53 [2]	0.74	-4.91	0.21	3.0 [12]		-0.21

Table 14 Continued

HIP	(B - V)	Kinematics			Lithium	Ca II H,K		X-ray		Rotation		[Fe/H]
		U (km/s)	V (km/s)	W (km/s)	EW Li I (mÅ)	R' _{HK} (log)	Age (Gyr)	L _X /L _{Bot} (log)	Age (Gyr)	Prot (Days)	Age (Gyr)	
(1)	(2)	(3)	(4)	(5)	(6)	(7)	(8)	(9)	(10)	(11)	(12)	(13)
65343	1.40	-49.45 ± 0.89	-11.19 ± 0.22	-34.57 ± 0.20	46.18 ± 7.24	-4.59 [11]	1.08	-5.10	3.06			
65352	0.80	3.20 ± 0.18	4.04 ± 0.28	31.80 ± 0.15		-5.07 [4]	7.81					-0.30
66886	1.25	-35.59 ± 0.52	-21.62 ± 0.99	-38.36 ± 0.13		-4.67 [4]	1.67					
67422	1.22	-20.07 ± 0.21	-25.35 ± 0.27	-13.95 ± 0.09	6.49 ± 6.30	-4.68 [1]	1.79	-4.57	1.09			-0.35
68030	0.51	-29.60 ± 0.29	-20.32 ± 0.25	-1.46 ± 0.20	32.74 ± 2.95	-4.92 [10]	5.13					-0.41
68184	1.03	-2.56 ± 0.07	-10.09 ± 0.07	-26.64 ± 0.08	19.60 ± 5.39							0.10
68337	1.16	-29.65 ± 0.39	-16.50 ± 0.30	-50.29 ± 0.21	6.46 ± 6.02	-4.72 [1]	2.20					
68682	0.75	14.92 ± 0.26	-13.83 ± 0.20	-19.46 ± 0.30	5.62 ± 4.04	-4.87 [3]	4.25					-0.02
69972	1.03	-43.04 ± 0.24	-11.54 ± 0.24	-34.89 ± 0.29	25.50 ± 5.35	-5.01 [5]	6.79					0.22
72603	0.41	-24.54 ± 0.14	-8.16 ± 0.15	-12.07 ± 0.10	71.44 ± 2.54	-4.58 [11]	1.01	-5.05	0.30			-0.09
75253	0.97	-0.44 ± 0.16	-19.12 ± 0.55	-12.74 ± 0.28	30.26 ± 5.10	-4.83 [1]	3.64					0.11
75277	0.79	-19.79 ± 0.52	-11.30 ± 0.30	7.04 ± 0.75	11.75 ± 4.25	-4.90 [4]	4.81					-0.07
75722	0.91	2.08 ± 0.33	-19.22 ± 0.42	-34.75 ± 0.47	15.80 ± 4.81	-5.18 [3]		-4.53	0.57			0.18
76602	0.51	-1.70 ± 0.30	-0.50 ± 0.35	-5.43 ± 0.40	65.11 ± 2.97	-4.79 [4]	3.10					0.11
76603	0.49	1.72 ± 0.40	-1.48 ± 0.41	-4.63 ± 0.56	73.03 ± 2.88	-4.86 [4]	4.12					0.00
77052	0.67	18.73 ± 0.10	-7.24 ± 0.11	11.28 ± 0.09	26.13 ± 3.69	-4.89 [7]	4.61	-5.29	1.10			0.06
81300	0.83	1.00 ± 0.07	-0.38 ± 0.04	-28.39 ± 0.10	15.43 ± 4.43	-4.73 [1]	2.31	-5.08	1.19	21.3 [12]	2.00	0.05
85561	1.24	-33.73 ± 0.18	-21.14 ± 0.72	14.61 ± 0.66	2.79 ± 6.51	-4.40 [1]	0.30					
86400	0.95	20.44 ± 0.07	0.70 ± 0.09	12.03 ± 0.07	24.20 ± 5.01	-4.76 [1]	2.67	-5.58	3.15	33.5 [12]		-0.16
87579	0.96	-13.61 ± 0.17	-9.89 ± 0.11	4.23 ± 0.27	3.65 ± 5.06	-4.43 [1]	0.37	-4.74	1.04			
88601	0.83	7.29 ± 0.11	-19.30 ± 0.10	-18.97 ± 0.10	7.40 ± 4.44	-4.86 [1]	4.11	-4.88	0.76	19.7 [12]	1.76	0.04
90656	1.10	-42.67 ± 0.15	-32.80 ± 0.15	-25.17 ± 0.38	39.46 ± 5.71							0.19
98698	1.11	-22.88 ± 0.09	-16.92 ± 0.10	15.71 ± 0.10	29.15 ± 5.74	-4.69 [2]	1.91	-5.11	2.03	29.3 [12]		
98828	0.93	3.69 ± 0.17	-9.96 ± 0.12	4.92 ± 0.15	16.57 ± 4.89	-4.81 [1]	3.34					
99240	0.75	-48.79 ± 0.08	-13.38 ± 0.06	-14.92 ± 0.06	24.75 ± 4.07	-5.00 [7]	6.60					0.30
99316	0.80	-29.52 ± 0.36	-15.73 ± 0.28	14.22 ± 0.30		-5.08 [4]						
99452	0.82	-31.69 ± 0.45	-27.29 ± 0.69	61.66 ± 0.73	13.97 ± 4.40	-5.09 [4]						-0.09
99764	1.37	14.87 ± 0.38	-17.35 ± 0.67	-14.35 ± 0.45	10.96 ± 7.36	-4.71 [1]	2.09					
105152	1.03	-36.58 ± 0.50	-32.18 ± 0.32	-24.89 ± 0.85	8.82 ± 5.39	-5.11 [3]	8.53					-0.09
106400	1.16	-41.62 ± 1.05	-18.29 ± 0.21	-13.82 ± 0.40	22.26 ± 6.02	-3.98 [1]	0.01	-3.68				
111449	0.45	-16.42 ± 0.40	-21.61 ± 0.32	-10.08 ± 0.77		-4.55 [5]	0.83	-5.05	0.31			0.00
113357	0.65	-15.42 ± 0.12	-28.13 ± 0.05	14.43 ± 0.06	12.20 ± 3.58	-5.07 [2]				37.0 [2]	8.49	0.18
116771	0.51	-7.82 ± 0.03	-26.07 ± 0.07	-26.35 ± 0.06	24.82 ± 2.96	-5.11 [3]		-6.15	1.59			-0.05
120005	1.40	-44.78 ± 1.97	-17.49 ± 1.11	-22.54 ± 1.75	3.47 ± 7.15	-4.39 [1]	0.28	-4.59	2.09			

Table 15. Properties of the stars non-members of moving groups

<i>HIP</i>	<i>(B - V)</i>	Kinematics			Lithium	Ca II H,K		X-ray		Rotation		[Fe/H]
		<i>U</i> (km/s)	<i>V</i> (km/s)	<i>W</i> (km/s)	<i>EW Li I</i> (mÅ)	<i>R'_{HK}</i> (log)	<i>Age</i> (Gyr)	<i>L_X/L_{Bol}</i> (log)	<i>Age</i> (Gyr)	<i>Prot</i> (Days)	<i>Age</i> (Gyr)	
(1)	(2)	(3)	(4)	(5)	(6)	(7)	(8)	(9)	(10)	(11)	(12)	(13)
171	0.65	-8.36	-76.17	-33.38		-4.85 [3]	3.96	-5.89	3.23			-0.52
910	0.48	18.82 ± 0.26	-12.66 ± 0.23	-19.95 ± 0.09	28.53 ± 2.83	-4.79 [5]	3.04					-0.34
1499	0.69	-31.47 ± 0.42	-38.69 ± 0.45	-1.61 ± 0.17	9.01 ± 3.75	-5.06 [4]	7.70					0.17
1532	1.23	18.83 ± 0.70	-26.56 ± 0.85	1.71 ± 0.38	42.26 ± 6.47							
1598	0.62	18.02 ± 0.47	10.64 ± 0.58	-33.64 ± 0.52	32.07 ± 3.46	-4.98 [4]	6.21					-0.41
1599	0.56	-71.53 ± 0.12	-4.39 ± 0.04	-45.35 ± 0.08	39.59 ± 3.20	-4.84 [7]	3.79					-0.17
2941	0.72	-85.72	-52.37	-23.99		-4.90 [2]	4.83					
3093	0.85	39.89 ± 0.31	-19.53 ± 0.52	8.50 ± 0.53	10.50 ± 4.53	-4.99 [2]	6.43			48.0 [12]	8.25	0.14
3206	0.96	17.95 ± 0.22	-82.78 ± 0.50	-27.33 ± 0.76		-5.02 [3]	6.96	-5.41	2.20			0.12
3418	1.10	43.02 ± 0.53	-30.44 ± 0.18	-12.44 ± 0.60	6.29 ± 5.70	-4.71 [3]	2.04					
3535	1.02	29.79 ± 0.50	-36.44 ± 0.66	-36.23 ± 0.80	32.96 ± 5.32	-5.05 [3]	7.59					0.22
3765	0.88	-1.26 ± 0.16	-47.44 ± 0.28	-13.30 ± 0.35		-5.41 [1]				38.0 [12]	5.21	-0.22
3821	0.57				27.12 ± 3.24	-4.96 [3]	5.83	-6.24	3.56			-0.19
5286	1.11	4.43 ± 0.47	-28.76 ± 0.87	-41.33 ± 0.94	12.06 ± 5.79	-4.59 [1]	1.08					
5336	0.68	-42.40	-157.40	-35.23		-4.91 [3]	4.90					-0.81
5799	0.45	-33.17 ± 0.25	21.12 ± 0.18	-9.34 ± 0.16	9.47 ± 2.70	-5.46 [3]		-5.32	0.44			-0.33
5957	1.35	-23.43 ± 1.53	-48.75 ± 1.48	10.24 ± 0.29	32.64 ± 7.15	-4.78 [3]	2.89					
6290	1.34	15.32 ± 1.05	33.23 ± 0.98	36.63 ± 1.70		-4.40 [1]	0.30					
6917	0.98	-45.69	-31.09	-22.23		-4.56 [4]	0.88	-4.63	0.58			-0.32
7339	0.68	50.88 ± 0.30	-4.15 ± 0.22	1.12 ± 0.14		-5.02 [4]	6.99					
7513	0.54	28.77 ± 0.04	-22.50 ± 0.02	-14.28 ± 0.07	31.01 ± 3.10	-5.04 [3]	7.26	-5.98	1.24			0.11
7981	0.83	34.82 ± 0.52	-24.97 ± 0.45	2.61 ± 0.60	3.69 ± 4.44	-5.19 [1]				35.0 [2]	4.87	-0.04
8102	0.71	18.71 ± 0.01	29.42 ± 0.02	12.80 ± 0.04		-4.96 [2]	5.82	-6.86	16.30	34.0 [2]	5.95	-0.46
9269	0.79	8.32 ± 0.25	-60.07 ± 0.61	-11.59 ± 0.46		-5.13 [4]						0.15
10138	0.82	-99.05 ± 0.38	-77.08 ± 0.22	-31.44 ± 0.12	2.31 ± 4.35	-4.68 [1]	1.79			30.0 [13]	3.83	-0.22
10416	1.05	17.30 ± 0.35	-17.85 ± 0.44	-2.60 ± 0.26		-4.30 [1]	0.14	-4.66	0.99			-0.06
10644	0.60	-35.30	-47.96	11.12	38.93 ± 3.37	-4.64 [3]	1.47	-5.05	0.65			
10798	0.73	-11.03 ± 0.08	26.81 ± 0.15	-9.94 ± 0.04	0.76 ± 3.95	-4.86 [7]	4.11					-0.46
11452	1.41	-16.43 ± 0.30	10.70 ± 0.22	8.56 ± 0.30	61.17 ± 7.23							
11565	1.22	-59.01 ± 1.29	-27.82 ± 0.65	-0.90 ± 0.63		-4.58 [1]	1.01					
12114	0.97	-76.46 ± 0.20	0.41 ± 0.03	32.01 ± 0.17	1.15 ± 5.07	-4.96 [2]	5.82			45.0 [12]		
12777	0.50	-30.27 ± 0.05	1.28 ± 0.05	-0.85 ± 0.02	69.56 ± 2.92	-5.07 [3]	7.92	-5.92	1.46			0.04
12843	0.48				14.25 ± 2.85	-4.52 [5]	0.71	-4.80	0.25			-0.07
13258	1.23	11.52 ± 0.26	-62.02 ± 1.17	6.66 ± 0.28	33.57 ± 6.38	-4.76 [1]	2.67					
14286	0.67	-71.34 ± 1.28	-85.48 ± 1.32	-29.36 ± 0.47	3.47 ± 3.68	-4.99 [4]	6.36					-0.26
14632	0.59	-75.90 ± 0.10	-15.61 ± 0.12	21.45 ± 0.08	54.94 ± 3.33	-5.00 [3]	6.58					0.13
14879	0.50	-38.59 ± 0.29	16.45 ± 0.07	29.26 ± 0.10	12.88 ± 2.93	-4.90 [5]	4.79	-4.50	0.12			-0.19
15099	0.89	5.75 ± 0.56	-62.45 ± 1.20	8.88 ± 0.47	5.34 ± 4.71	-4.84 [3]	3.82					-0.04
15330	0.64	-70.01 ± 0.20	-46.56 ± 0.13	15.82 ± 0.11	2.83 ± 3.53	-4.86 [1]	4.11	-5.71	2.15			-0.22
15371	0.59	-69.72 ± 0.17	-46.46 ± 0.09	15.85 ± 0.06	4.36 ± 3.31	-4.79 [7]	3.06					-0.23
15510	0.70	-79.86 ± 0.08	-96.10 ± 0.07	-34.11 ± 0.07		-4.98 [7]	6.22	-6.70	10.59			-0.34
15673	1.01	42.65 ± 0.26	-14.07 ± 0.25	-40.49 ± 1.05	22.95 ± 5.31	-4.54 [1]	0.79					
15919	1.15	48.04 ± 0.69	-29.02 ± 0.36	-21.33 ± 0.69	20.02 ± 5.95	-4.60 [1]	1.14	-5.12	1.99			
16537	0.89	-3.60 ± 0.03	7.06 ± 0.01	-20.70 ± 0.03	7.30 ± 4.69	-4.62 [1]	1.28	-4.80	0.94	11.3 [12]	0.61	-0.04

Table 15 Continued

HIP	(B - V)	Kinematics			Lithium	Ca II H,K		X-ray		Rotation		[Fe/H]
		U (km/s)	V (km/s)	W (km/s)	EW Li I (mÅ)	R' _{HK} (log)	Age (Gyr)	L _X /L _{Bol} (log)	Age (Gyr)	Prot (Days)	Age (Gyr)	
(1)	(2)	(3)	(4)	(5)	(6)	(7)	(8)	(9)	(10)	(11)	(12)	(13)
17147	0.54	-111.06 ± 0.39	-89.27 ± 1.11	-42.84 ± 0.60	8.46 ± 3.11	-4.92 [10]	5.13					-0.79
17496	1.18	-89.58 ± 0.51	-6.83 ± 0.35	-16.85 ± 0.74	16.62 ± 6.15	-4.71 [3]	2.06					
17651	0.43	35.18 ± 0.20	-22.45 ± 0.14	-20.85 ± 0.23	0.51 ± 2.66	-4.68 [5]	1.83	-6.88	3.70			0.04
18324	0.85	-59.46 ± 0.54	-16.91 ± 0.75	12.98 ± 0.25		-5.03 [3]	7.11					-0.32
18413	0.67	33.35 ± 0.27	16.10 ± 0.38		12.72 ± 3.67	-5.75 ± 0.12	5.25					-0.10
19849	0.81	96.26 ± 0.08	-12.27 ± 0.03	-41.12 ± 0.08		-5.38 [1]				43.0 [2]	7.30	-0.23
20917	1.34	33.30 ± 0.14	6.86 ± 0.13	14.26 ± 0.08	55.68 ± 6.90	-4.62 [1]	1.28	-4.45	1.25			
22498	1.34	-69.12 ± 1.06	-1.81 ± 1.71	19.17 ± 0.58	27.95 ± 6.93	-4.55 [11]	0.84	-4.96	1.88			
23311	1.07	4.64 ± 0.12	-54.29 ± 0.21	-10.90 ± 0.05	29.34 ± 5.56	-5.29 [1]		-5.90	5.25	47.0 [2]		0.30
23693	0.52	-6.12 ± 0.05	2.55 ± 0.24	-1.51 ± 0.18	75.41 ± 3.00	-4.49 [1]	0.57	-5.02	0.52			-0.12
23786	0.79	-28.29 ± 0.86	-44.02 ± 0.94	2.34 ± 0.40	5.04 ± 4.26	-4.49 [1]	0.57	-5.07	1.22			-0.17
24786	0.56	-37.98 ± 0.14	-44.72 ± 0.25	20.22 ± 0.42	27.63 ± 3.20	-4.98 [5]	6.17					-0.08
24813	0.61	-76.26 ± 0.05	-34.97 ± 0.18	4.41 ± 0.02	29.94 ± 3.42	-5.01 [3]	6.81					0.10
24819	1.01	-84.37 ± 0.21	-56.47 ± 0.43	13.01 ± 0.82		-4.53 [1]	0.74					
24874	1.03	-8.38 ± 0.55	10.71 ± 0.18	30.86 ± 0.71	22.59 ± 5.39	-4.14 [1]	0.03	-4.91	1.46			0.09
25623	1.14	74.23 ± 0.30	-2.04 ± 0.28	-18.18 ± 0.39	30.00 ± 5.89	-4.60 [1]	1.14					-0.20
26505	0.82	47.65 ± 0.74	20.43 ± 0.60	-47.67 ± 0.61	4.71 ± 4.39	-5.16 [4]						-0.31
27207	0.84	21.36 ± 1.10	-74.47 ± 1.20	13.76 ± 0.31	6.32 ± 4.49	-5.04 [3]	7.39					-0.02
28103	0.35	-6.01 ± 0.41	8.23 ± 0.34	1.62 ± 0.18	22.18 ± 2.33	-4.78 [11]	2.93	-5.75	0.64			
28267	0.71	-106.69 ± 0.22	-92.53 ± 0.34	-37.64 ± 0.13	5.55 ± 3.87	-5.06 [4]	7.70					-0.09
29271	0.72	18.97 ± 0.06	-30.21 ± 0.17	-11.64 ± 0.10	11.36 ± 3.91	-4.94 [7]	5.49	-6.72	8.88			0.08
29432	0.64	61.84 ± 0.20	-12.69 ± 0.50	11.15 ± 0.20	13.08 ± 3.53	-4.97 [4]	6.11					-0.09
29800	0.44	-13.07 ± 0.57	7.80 ± 0.21	14.32 ± 0.11	13.04 ± 2.67	-4.51 [1]	0.65	-4.98	0.32			-0.14
29860	0.60	-15.87 ± 0.09	16.53 ± 0.19	-9.46 ± 0.12	43.55 ± 3.35	-5.00 [2]	6.62			20.0 [2]	3.63	-0.08
32010	1.02	49.16 ± 0.14	-19.57 ± 0.59	-1.36 ± 0.16	4.00 ± 5.35	-4.38 [1]	0.26	-5.04	1.91			-0.18
32423	0.97	18.90 ± 0.34	35.10 ± 0.91	-52.65 ± 1.21	11.43 ± 5.09	-4.64 [1]	1.44					-0.18
32439	0.52				44.74 ± 3.01	-5.02 [3]	7.05	-6.53	4.34			-0.16
32480	0.56	25.61 ± 0.07	8.92 ± 0.09	-2.76 ± 0.06	70.00 ± 3.17	-4.99 [3]	6.32					0.09
32919	1.22	-40.58 ± 0.44	-43.65 ± 0.88	-31.68 ± 0.71	30.23 ± 6.33	-5.06 [1]	7.72					
32984	1.07	0.47 ± 0.08	13.15 ± 0.08	-19.76 ± 0.10	15.91 ± 5.55	-4.36 [1]	0.22	-4.84	1.36			-0.02
33373	1.10	-53.29 ± 0.19	-49.11 ± 1.73	10.55 ± 0.23	25.23 ± 5.73	-4.51 [1]	0.65					
33537	0.64	25.58 ± 0.05	14.29 ± 0.14	4.37 ± 0.16	2.24 ± 3.52	-4.94 [4]	5.40					-0.33
33955	1.09	34.33 ± 0.23	7.57 ± 0.25	-27.68 ± 0.50		-4.74 [4]	2.43	-5.15	2.35			-0.17
34017	0.59	-18.07 ± 0.09	-77.69 ± 0.59	-9.00 ± 0.15	24.82 ± 3.32	-4.94 [3]	5.54					-0.11
35136	0.57	-79.85 ± 0.06	-1.63 ± 0.12	32.37 ± 0.07	17.60 ± 3.24	-4.93 [4]	5.25					-0.33
36357	0.93	9.05 ± 0.13	10.60 ± 0.20	14.78 ± 0.29	6.40 ± 4.88	-4.38 [1]	0.25	-5.00	1.46			
36366	0.33	22.75 ± 8.04	13.51 ± 1.01	9.86 ± 3.17	31.29 ± 2.26	-4.66 [11]	1.61	-5.35	0.36			
36439	0.46	25.58 ± 0.11	-15.42 ± 0.16	-4.26 ± 0.13	31.70 ± 2.77	-5.31 [3]						-0.35
36551	1.14	-47.20 ± 0.28	-52.83 ± 0.66	12.47 ± 0.18		-4.44 [1]	0.40					
38382	0.60	27.94	2.47	-19.69	22.01 ± 3.36	-4.88 [5]	4.49			9.7 [14]	0.99	-0.02
38657	0.97	30.56 ± 0.27	-36.15 ± 0.79	-15.14 ± 0.18	24.29 ± 5.10	-5.15 [4]						0.09
38784	0.72	-8.99 ± 0.12	8.77 ± 0.12	-38.09 ± 0.23	8.08 ± 3.92	-4.84 [3]	3.75	-5.84	2.95			-0.14
38931	1.01	-3.54 ± 0.18	5.97 ± 0.11	-12.82 ± 0.28		-5.05 [4]	7.52	-5.23	2.43			-0.23
39064	0.83	45.98 ± 0.46	-52.11 ± 1.06	-14.95 ± 0.19	9.21 ± 4.41	-5.11 [4]						-0.04
39157	0.72	-13.31	-88.96	-29.79	6.29 ± 3.91	-4.92 [3]	5.04					-0.48

Table 15 Continued

HIP	(B - V)	Kinematics			Lithium	Ca II H,K		X-ray		Rotation		[Fe/H]
		U (km/s)	V (km/s)	W (km/s)	EW Li I (mÅ)	R' _{HK} (log)	Age (Gyr)	L _X /L _{Bol} (log)	Age (Gyr)	Prot (Days)	Age (Gyr)	
(1)	(2)	(3)	(4)	(5)	(6)	(7)	(8)	(9)	(10)	(11)	(12)	(13)
40118	0.66	-48.25 ± 0.29	-60.95 ± 0.69	-39.98 ± 0.68	11.67 ± 3.64	-4.85 [3]	3.92					-0.30
40375	1.19	-39.30 ± 0.51	3.93 ± 0.32	-19.41 ± 0.63	15.10 ± 6.16	-4.56 [4]	0.87					
40671	1.09	-21.87 ± 0.32	-83.58 ± 2.26	-38.22 ± 1.26	24.01 ± 5.66	-4.64 [1]	1.44					
40693	0.77	28.41 ± 0.21	-60.96 ± 0.17	-9.88 ± 0.10	8.03 ± 4.12	-4.99 [5]	6.43	-5.90	3.32			-0.04
40843	0.48	-24.26 ± 0.08	-38.80 ± 0.21	7.19 ± 0.09	62.43 ± 2.82	-5.19 [3]	9.83					-0.22
41484	0.62	20.11 ± 0.13	-38.97 ± 0.39	-22.89 ± 0.12	30.59 ± 3.47	-4.91 [4]	5.00					-0.01
41926	0.78	-75.43 ± 0.41	6.06 ± 0.13	-24.57 ± 0.17		-4.95 [7]	5.67					-0.37
42173	0.69	-33.42 ± 0.86	-36.33 ± 0.82	-0.79 ± 0.96	98.98 ± 3.77	-4.48 [3]	0.53	-4.80	0.51			0.08
42430	0.87	-62.62 ± 0.64	-27.29 ± 0.31	13.98 ± 0.36	24.67 ± 4.63	-5.03 [5]	7.18	-5.52	1.60			0.30
42499	0.82	18.00 ± 1.09	-30.28 ± 0.89	-29.05 ± 0.80	4.59 ± 4.38	-4.99 [3]	6.39					-0.36
42525	0.58	-49.27 ± 0.40	-2.01 ± 0.44	34.20 ± 0.50	70.66 ± 3.45							
43557	0.63	19.51	-25.38	4.81	3.19 ± 3.51	-4.67 [1]	1.70	-4.93	0.52			-0.14
44075	0.52	-48.67 ± 0.14	-91.58 ± 0.18	69.61 ± 0.25	±	-4.78 [5]	2.94					-0.90
45170	0.74	-75.01	-1.37	1.41	±	-4.85 [4]	3.89	-5.60	1.59			-0.30
45617	0.99	24.59 ± 0.65	-35.93 ± 0.60	-17.17 ± 0.62	3.65 ± 5.18	-4.51 [1]	0.65					0.07
45839	1.15	-39.21 ± 0.79	-36.68 ± 0.36	-16.62 ± 1.22	18.50 ± 6.01	-4.78 [4]	2.90					
45963	1.04	-24.69	-43.60	-30.49	±	-4.10 [4]	0.02	-3.11	0.05			
49081	0.67	-56.14 ± 0.13	-44.12 ± 0.19	20.90 ± 0.13	17.99 ± 3.66	-4.97 [3]	6.02					0.19
49366	0.91	-12.45 ± 0.41	4.06 ± 0.16	-20.89 ± 0.38		-4.54 [1]	0.79	-5.05	1.41			-0.14
50125	1.11	22.51 ± 0.35	-82.97 ± 2.48	10.69 ± 0.90	5.62 ± 5.77	-4.81 [4]	3.30					
50384	0.50	-51.29 ± 0.29	-29.25 ± 0.18	4.33 ± 0.23	53.08 ± 2.92	-5.02 [3]	6.96					-0.39
50505	0.68	12.09 ± 0.13	-27.44 ± 0.31	2.47 ± 0.12	5.29 ± 3.71	-5.00 [4]	6.60					-0.18
51248	0.59	20.38 ± 0.25	-91.34 ± 0.91	22.88 ± 0.34	14.63 ± 3.33	-4.91 [3]	4.88					-0.40
51502	0.39	-10.86 ± 1.92	5.56 ± 2.44	-1.22 ± 2.03		-4.55 [11]	0.84	-4.94	0.30			-0.30
51525	1.35	-40.54 ± 0.52	-50.66 ± 0.92	5.20 ± 0.27	27.67 ± 6.93	-4.88 [1]	4.44	-4.59	1.38			
51933	0.53	69.87 ± 0.66	-35.35 ± 0.39	-36.38 ± 0.32	49.82 ± 3.05	-4.85 [5]	3.93					-0.21
52369	0.63	34.72 ± 0.42	9.05 ± 0.12	-10.15 ± 0.11	27.56 ± 3.50	-4.83 [5]	3.58					-0.10
54646	1.33	38.38 ± 0.35	2.45 ± 0.06	-2.01 ± 0.16	54.96 ± 6.84	-4.86 [1]	4.11					
54651	1.08	-107.88 ± 2.12	-20.98 ± 0.19	26.81 ± 0.13		-4.94 [4]	5.47					
54677	1.13	94.05 ± 2.75	-2.09 ± 0.38	-19.65 ± 0.42	21.42 ± 5.90	-4.73 [5]	2.35					
54966	1.34	43.38 ± 18.37	-22.70 ± 7.29	-18.94 ± 10.14	26.16 ± 6.87							
55210	0.74	77.36 ± 1.12	8.89 ± 0.28	31.03 ± 0.31	2.29 ± 4.01	-4.94 [10]	5.49					-0.22
55848	1.04	-62.03 ± 1.62	-12.75 ± 0.31	-9.85 ± 0.37	4.09 ± 5.41							0.24
56452	0.80	-47.58 ± 0.17	19.65 ± 0.05	12.37 ± 0.10	18.93 ± 4.26	-4.86 [7]	4.11					-0.32
56809	0.58	-50.90 ± 1.01	-27.36 ± 0.46	-36.02 ± 0.40	34.53 ± 3.27	-5.07 [3]	7.83					-0.17
56829	0.98	-29.95	34.34	1.33		-4.34 [11]	0.19	-4.22	0.53			
57443	0.66	-59.64 ± 0.15	-38.48 ± 0.10	5.17 ± 0.05	0.95 ± 3.63	-4.95 [7]	5.67			24.0 [13]	3.81	-0.27
57757	0.56	40.39	3.45	6.65	18.12 ± 3.18	-4.99 [6]	6.41	-5.75	0.84			0.14
57939	0.74	277.96 ± 0.94	-157.18 ± 0.57	-13.57 ± 0.33		-4.90 [2]	4.71			31.0 [2]	4.71	-1.22
59000	1.37	20.65 ± 0.47	-42.11 ± 0.62	-0.88 ± 0.77	45.91 ± 7.16	-4.12 [1]	0.03	-3.68	0.44			
59750	0.46	53.11 ± 0.98	-71.06 ± 1.28	-60.92 ± 1.20	10.35 ± 2.78	-4.65 [2]	1.53	-5.81	1.69	7.0 [2]		-0.76
61317	0.59				8.51 ± 3.31	-4.85 [3]	3.96					-0.16
61901	1.09	22.47 ± 0.24	-22.12 ± 0.21	18.62 ± 0.10		-5.02 [4]	6.98					
62207	0.55	-41.67 ± 0.19	6.94 ± 0.08	75.31 ± 0.09	38.10 ± 3.16	-4.98 [3]	6.24					-0.50
63366	0.81	-74.85 ± 1.47	-34.15 ± 0.64	17.35 ± 0.30	8.40 ± 4.32	-4.88 [3]	4.37					-0.30

Table 15 Continued

HIP	(B - V)	Kinematics			Lithium	Ca II H,K		X-ray		Rotation		[Fe/H]
		U (km/s)	V (km/s)	W (km/s)	EW Li I (mÅ)	R' _{HK} (log)	Age (Gyr)	L _X /L _{Bol} (log)	Age (Gyr)	Prot (Days)	Age (Gyr)	
(1)	(2)	(3)	(4)	(5)	(6)	(7)	(8)	(9)	(10)	(11)	(12)	(13)
64394	0.59	-49.98 ± 0.08	11.49 ± 0.03	7.59 ± 0.05	61.55 ± 3.30	-5.06 [1]	7.72	-5.67	1.38	12.4 [12]	1.67	0.07
64792	0.59	-38.05 ± 0.18	1.68 ± 0.08	-18.68 ± 0.13	93.75 ± 3.31	-4.44 [2]	0.41	-4.42	0.16	3.0 [2]	0.13	0.21
64797	0.89	35.45 ± 0.29	7.42 ± 0.10	1.92 ± 0.08	0.52 ± 4.69	-4.63 [1]	1.36	-5.04	1.47	18.8 [12]	1.50	-0.16
64924	0.71	-23.92 ± 0.04	-47.07 ± 0.10	-32.13 ± 0.05	13.36 ± 3.86	-5.00 [2]	6.62			29.0 [2]	4.55	0.06
65721	0.71	13.33 ± 0.09	-51.59 ± 0.24	-2.70 ± 0.14	56.23 ± 3.84	-5.07 [3]	7.89					-0.06
69414	0.75	23.91 ± 0.13	-43.67 ± 0.46	18.25 ± 0.19	16.33 ± 4.03	-5.08 [4]						-0.11
69701	0.51	24.48 ± 0.26	-36.99 ± 0.18	-12.82 ± 0.34	19.37 ± 2.99	-4.68 [2]	1.81	-4.89	0.13	7.6 [12]	1.71	-0.01
69962	1.41	21.86 ± 0.64	-34.68 ± 1.19	-17.56 ± 0.86	36.21 ± 7.26	-4.80 [1]	3.20					
70016	0.85	-43.38 ± 0.67	-47.22 ± 0.87	6.94 ± 0.28		-5.05 [3]	7.44					-0.17
70218	1.23	-23.39 ± 0.20	-51.71 ± 0.52	-19.00 ± 0.20	22.27 ± 6.37	-4.44 [1]	0.40	-4.63	1.51			
70319	0.64	21.80 ± 0.34	-15.14 ± 0.22	-38.29 ± 0.28	3.40 ± 3.52	-4.96 [2]	5.80			22.0 [2]	3.56	-0.29
71284	0.37	2.22 ± 0.09	16.31 ± 0.11	-5.31 ± 0.23	3.93 ± 2.41	-5.48 [3]		-5.55	0.68			-0.33
71681	0.90	-28.33 ± 0.42	2.86 ± 0.43	13.34 ± 0.46	30.82 ± 4.76	-4.92 [7]	5.13			42.0 [13]	6.07	0.15
71683	0.90	-29.87 ± 0.08	1.29 ± 0.08	12.34 ± 0.07	19.38 ± 4.76	-5.00 [7]	6.60					0.19
72237	1.32	62.48 ± 0.74	-55.13 ± 1.06	25.84 ± 0.23	11.65 ± 6.87	-4.56 [1]	0.87					
72567	0.59	5.09 ± 0.14	9.71 ± 0.16	-6.64 ± 0.11	112.06 ± 3.32	-4.34 [1]	0.19	-4.65	0.33			-0.04
72875	0.99	-68.61 ± 1.49	-68.13 ± 1.61	13.05 ± 1.12		-4.45 [1]	0.43					-0.23
72981	1.17	5.18 ± 0.53	-59.04 ± 3.67	0.82 ± 0.32	112.96 ± 9.71							
73184	1.08	47.75 ± 0.18	-21.90 ± 0.10	-32.74 ± 0.28	23.84 ± 5.63	-4.63 [1]	1.36			44.6 [13]		0.10
73457	1.37	24.74 ± 0.59	-35.60 ± 1.31	-16.43 ± 1.01	67.94 ± 7.13	-4.63 [5]	1.34					
73786	1.41	-58.06 ± 0.37	-73.38 ± 3.61	-57.43 ± 0.53	8.09 ± 8.12	-5.12 [3]						
74537	0.76	-86.28 ± 0.35	-101.23 ± 0.91	-14.28 ± 0.33		-5.11 [4]						
75542	1.06	-161.25 ± 1.44	-22.71 ± 1.94	-4.35 ± 1.59		-4.88 [1]	4.44					-0.35
75718	0.82	20.60 ± 0.36	-20.24 ± 0.48	-18.15 ± 0.53	28.38 ± 4.38	-4.98 [3]	6.19					0.01
76375	0.95	-44.23 ± 0.37	-64.51 ± 0.40	-27.23 ± 0.38		-5.14 [3]						0.26
76779	1.29	7.84 ± 0.20	11.99 ± 0.33	-0.76 ± 0.17	37.26 ± 6.67	-4.78 [1]	2.93	-5.29	4.40			
77257	0.60				25.80 ± 3.35	-5.00 [2]	6.67	-6.21	2.36	18.0 [12]	3.00	0.04
78072	0.49	56.89 ± 0.12	-33.91 ± 0.08	-24.71 ± 0.09	28.46 ± 2.88	-5.11 [3]		-6.77	4.38			-0.13
78709	0.76	-101.33 ± 1.37	-14.21 ± 0.19	13.46 ± 0.87		-5.03 [3]	7.11					-0.07
78775	0.73	-36.14	-58.79	-18.25		-4.97 [3]	6.04					-0.49
78843	1.06	48.75 ± 0.39	-10.39 ± 0.25	-22.99 ± 0.93	12.13 ± 5.50	-5.02 [5]	6.90					
79190	0.84	33.82 ± 0.10	-10.82 ± 0.09	21.36 ± 0.23		-4.94 [7]	5.49					-0.36
79492	0.77	50.99 ± 1.03	-12.68 ± 0.53	-16.44 ± 0.78	13.07 ± 4.13	-4.93 [3]	5.32					-0.07
79672	0.65	27.36 ± 0.11	-14.35 ± 0.11	-22.03 ± 0.17	25.60 ± 3.58	-4.87 [3]	4.25			23.7 [12]	3.86	0.04
80366	0.96	5.05 ± 0.12	-30.28 ± 0.74	6.80 ± 0.19	5.05 ± 5.04	-4.60 [1]	1.14					-0.26
80644	1.23	-21.06 ± 0.22	-39.81 ± 0.66	-14.69 ± 0.22	24.05 ± 6.36	-4.84 [3]	3.82					
80725	0.85	-54.63 ± 0.57	-10.99 ± 0.15	12.45 ± 0.53	6.07 ± 4.50	-4.51 [1]	0.65	-5.07	1.39			
81375	0.83	6.86 ± 0.59	13.25 ± 0.25	1.44 ± 0.36	7.71 ± 4.44	-5.00 [4]	6.51	-4.80	0.66			0.17
82588	0.76	85.11 ± 0.55	-112.93 ± 1.45	9.12 ± 0.18	200.57 ± 4.07	-4.39 [1]	0.28	-4.40	0.36	11.1 [12]	0.75	-0.05
83591	1.14	46.65 ± 0.21	-63.49 ± 0.73	20.70 ± 0.11	17.64 ± 5.92							-0.62
83601	0.57	2.75 ± 0.17	-30.34 ± 0.24	-19.71 ± 0.15	90.95 ± 3.24	-4.50 [1]	0.61	-4.90	0.44	7.6 [12]	0.77	0.03
84195	0.92	22.73 ± 0.22	9.42 ± 0.11	-2.30 ± 0.26	13.44 ± 4.86	-4.99 [4]	6.37					
84478	1.14	-0.68 ± 0.13	-33.84 ± 0.13	-7.07 ± 0.04	15.10 ± 5.91	-4.66 [2]	1.63	-4.97	2.18	18.0 [12]		
84720	0.78	-6.22 ± 0.08	33.42 ± 0.21	-31.36 ± 0.23	7.29 ± 4.19	-4.94 [7]	5.49					-0.27
84862	0.61	25.49 ± 0.24	-80.78 ± 0.12	-63.65 ± 0.10		-4.96 [3]	5.91					-0.26

Table 15 Continued

HIP	(B - V)	Kinematics			Lithium	Ca II H,K		X-ray		Rotation		[Fe/H]
		U (km/s)	V (km/s)	W (km/s)	EW Li I (mÅ)	R' _{HK} (log)	Age (Gyr)	L _X /L _{Bol} (log)	Age (Gyr)	Prot (Days)	Age (Gyr)	
(1)	(2)	(3)	(4)	(5)	(6)	(7)	(8)	(9)	(10)	(11)	(12)	(13)
85235	0.76	1.59 ± 0.08	-49.84 ± 0.09	5.49 ± 0.12		-4.93 [10]	5.31					-0.33
85295	1.35	0.01 ± 0.15	-52.91 ± 0.26	-9.92 ± 0.05	28.77 ± 6.92	-4.72 [1]	2.20	-4.95	2.68			
85810	0.65	-31.01	-49.90	-1.88	33.56 ± 3.59	-4.46 [1]	0.46	-5.83	1.92			0.09
86036	0.59	35.97	-4.43	-22.33	61.79 ± 3.31	-4.76 [1]	2.67	-5.04	0.55			-0.17
86722	0.78	67.13 ± 1.05	-28.04 ± 0.90	-1.06 ± 0.27	7.55 ± 4.20	-5.09 [4]	8.32					-0.34
88622	0.60	-78.72 ± 0.32	-88.27 ± 0.43	-38.62 ± 0.26		-4.61 [3]	1.23	-5.31	1.07			-0.49
88972	0.88	16.61 ± 0.11	-31.28 ± 0.07	0.33 ± 0.08	12.59 ± 4.66	-4.96 [2]	5.76			42.0 [12]	6.24	-0.05
89937	0.50	3.64 ± 0.10	39.90 ± 0.24	-3.15 ± 0.18	29.09 ± 2.94	-4.90 [11]	4.78	-6.16	2.29			-0.40
91009	1.17	18.22	-17.57	-28.39	4.29 ± 6.06	-3.66 [1]		-3.06	0.10			
91438	0.65	38.24 ± 0.10	-2.15 ± 0.08	-4.50 ± 0.05	24.36 ± 3.61	-4.89 [7]	4.61	-5.76	2.55			-0.24
92043	0.47	37.18 ± 0.20	1.21 ± 0.22	-8.01 ± 0.08		-4.90 [3]	4.74	-5.27	0.29			0.04
92200	1.23	23.39 ± 0.25	-10.67 ± 0.34	-0.75 ± 0.10	6.96 ± 6.37	-4.65 [1]	1.52					
92283	1.06	14.11 ± 0.30	-23.24 ± 0.29	-25.33 ± 0.38	20.56 ± 5.52	-4.68 [1]	1.79					0.06
93017	0.56	-15.02 ± 0.30	-37.95 ± 0.60	-27.23 ± 0.19	42.51 ± 3.18	-4.87 [2]	4.34	-5.67	1.39	16.0 [2]	3.21	-0.15
93871	1.06	70.55 ± 2.26	-66.91 ± 2.56	-7.61 ± 0.33	1.12 ± 5.55							
95995	0.85	45.27	3.20	27.64		-5.05 [4]	7.48					-0.26
96100	0.79	31.40 ± 0.07	43.23 ± 0.05	-18.93 ± 0.06	0.78 ± 4.21	-4.83 [2]	3.67	-5.59	2.66	27.0 [2]	3.37	-0.16
96285	1.19	-69.51 ± 0.63	-14.56 ± 0.60	-13.72 ± 0.51	29.42 ± 6.18	-5.08 [1]						
97944	1.03	3.24	-28.81	0.37	±	-4.58 [5]	1.03	-4.70	0.49			
98677	0.73	52.84 ± 0.70	-15.60 ± 0.77	-17.19 ± 0.26	13.84 ± 3.97	-4.83 [3]	3.61					-0.30
98819	0.60	42.36 ± 0.27	-20.31 ± 0.17	9.52 ± 0.12	53.60 ± 3.37	-4.80 [2]	3.16	-5.88	2.01	13.5 [12]	1.75	0.04
99461	0.85	-118.41 ± 0.09	-51.77 ± 0.08	47.08 ± 0.07		-5.39 [1]						-0.44
99711	0.94	-22.84 ± 0.59	4.19 ± 0.58	22.21 ± 0.38	8.15 ± 4.95	-4.60 [1]	1.14	-5.07	1.49			-0.05
99825	0.89	-73.00 ± 0.19	-11.63 ± 0.06	-18.69 ± 0.17	14.56 ± 4.70	-5.05 [5]	7.50					-0.02
101345	0.69	-18.58 ± 0.24	18.86 ± 0.15	-28.04 ± 0.23	48.37 ± 3.76	-5.15 [3]						0.04
101955	1.34	-68.74	-16.82	-37.14	0.87 ± 6.94	-4.97 [3]	6.08	-4.36	1.31			
101997	0.72	-58.88 ± 0.18	20.34 ± 0.21	4.22 ± 0.14		-4.93 [7]	5.31					-0.28
103256	1.01	-81.52 ± 1.33	-8.01 ± 0.56	-8.59 ± 0.52	18.34 ± 5.29	-4.50 [1]	0.61					
104092	1.15	-15.09 ± 0.31	-76.68 ± 0.42	3.91 ± 0.40	23.52 ± 5.95	-5.23 [1]						
104214	1.15	-94.40 ± 2.10	-54.60 ± 0.26	-8.28 ± 0.45		-4.76 [2]	2.72			37.9 [12]		
104217	1.29	-92.19 ± 0.18	-53.34 ± 0.11	-9.41 ± 0.06		-4.89 [2]	4.62			48.0 [12]		
104858	0.51	5.77	-28.95	-10.05	44.03 ± 2.96	-4.91 [4]	4.86					-0.15
105858	0.48	-14.30 ± 0.05	44.80 ± 0.06	7.01 ± 0.05	45.15 ± 2.84	-4.49 [5]	0.57					-0.64
109378	0.75	5.01 ± 0.17	-49.87 ± 0.42	-7.53 ± 0.25	4.65 ± 4.06	-5.10 [3]						0.20
109527	0.82	14.04 ± 0.27	-25.35 ± 0.14	-17.31 ± 0.37	12.56 ± 4.36	-4.41 [1]	0.32	-4.88	0.70			0.16
110109	0.59	-29.52 ± 0.13	-42.13 ± 0.24	6.19 ± 0.06	22.21 ± 3.32	-4.86 [7]	4.11	-6.18	3.45			-0.19
111888	0.89	-20.60 ± 0.50	13.18 ± 0.16	-13.63 ± 0.16	29.77 ± 4.69	-4.59 [1]	1.08	-4.97	1.52			
112190	0.97	22.56 ± 0.60	-27.20 ± 0.58	7.55 ± 0.57	17.36 ± 5.11	-4.93 [4]	5.22					-0.10
112447	0.50	3.87 ± 0.08	-31.77 ± 0.14	-27.86 ± 0.14	43.13 ± 2.91	-5.28 [3]						-0.18
112870	0.85	-45.31 ± 1.01	1.20 ± 0.12	-5.99 ± 0.17	3.65 ± 4.54	-4.97 [3]	5.96					-0.47
113576	1.32	34.84 ± 0.19	16.95 ± 0.11	0.11 ± 0.19	26.85 ± 6.80	-4.63 [1]	1.36					
113718	0.94	-28.52 ± 0.37	-47.12 ± 0.42	16.73 ± 0.35	15.17 ± 4.94	-5.09 [4]						
114622	1.01	-52.91 ± 0.12	-39.48 ± 0.05	-14.27 ± 0.04		-5.10 [3]		-6.46	12.36			0.09
114886	0.91	-41.75 ± 0.74	-1.78 ± 0.24	-10.97 ± 0.19	8.63 ± 4.79	-5.11 [1]						-0.05
115331	0.81	-66.57 ± 0.77	-16.76 ± 0.25	-2.91 ± 0.10	49.87 ± 4.31	-4.15 [1]	0.04	-4.61	0.55			-0.01

Table 15 Continued

<i>HIP</i>	$(B - V)$	Kinematics			Lithium	Ca II H,K		X-ray		Rotation		[Fe/H]
		<i>U</i> (km/s)	<i>V</i> (km/s)	<i>W</i> (km/s)	<i>EW Li I</i> (mÅ)	<i>R'_{HK}</i> (log)	<i>Age</i> (Gyr)	<i>L_X/L_{Bol}</i> (log)	<i>Age</i> (Gyr)	<i>Prot</i> (Days)	<i>Age</i> (Gyr)	
(1)	(2)	(3)	(4)	(5)	(6)	(7)	(8)	(9)	(10)	(11)	(12)	(13)
115445	0.89	-40.46 ± 0.78	19.41 ± 0.13	-38.17 ± 0.16	2.95 ± 4.69	-4.70 [1]	1.99					-0.29