

Tunneling spectra of strongly coupled superconductors: Role of dimensionality

C. Berthod

DPMC-MaNEP, Université de Genève, 24 quai Ernest-Ansermet, 1211 Genève 4, Switzerland

(Dated: February 15, 2017)

We investigate numerically the signatures of collective modes in the tunneling spectra of superconductors. The larger strength of the signatures observed in the high- T_c superconductors, as compared to classical low- T_c materials, is explained by the low dimensionality of these layered compounds. We also show that the strong-coupling structures are dips (zeros in the d^2I/dV^2 spectrum) in d -wave superconductors, rather than the steps (peaks in d^2I/dV^2) observed in classical s -wave superconductors. Finally we question the usefulness of effective density of states models for the analysis of tunneling data in d -wave superconductors.

PACS numbers: 74.55.+v, 74.72.-h

I. INTRODUCTION

Many experiments have shown that the electrons in cuprate high- T_c superconductors (HTS) are significantly renormalized by the interaction with collective modes. This renormalization appears in photoemission measurements as velocity changes in the quasi-particle dispersion (the “kinks”) accompanied by a drop of the quasi-particle life-time.^{1,2} In tunneling, the renormalization shows up as a depression, or “dip”, in the dI/dV curve with the associated nearby accumulation of spectral weight (the “hump”).³ Similar signatures observed by tunneling spectroscopy in classical superconductors were successfully explained by the strong-coupling theory of superconductivity.⁴⁻⁶ There are, however, two striking differences between the structures observed in the cuprates and in low- T_c metals such as Pb or Hg. The dip in the cuprates is electron-hole asymmetric, being strongest at negative bias, while no such asymmetry is seen in lead. The electron-hole asymmetry of the dip is due to the electron-hole asymmetry of the underlying electronic density of states (DOS).^{7,8} Second, while the structures are subtle in low- T_c materials—they induce a change smaller than 5% in the tunneling spectrum—the cuprate dip is generally a strong effect which, for instance, can reach 20% in optimally doped $\text{Bi}_2\text{Sr}_2\text{Ca}_2\text{Cu}_3\text{O}_{10+\delta}$ (Bi-2223).⁹ It is tempting to attribute this difference of intensities to a difference in the overall coupling strength, as suggested by the largely different T_c values. However, a comparison of the effective masses indicates that the couplings are not very different in Pb where¹⁰ $m^*/m = 2.1$ and in the Bi-based cuprates where m^*/m varies between 1.5 and 3 as a function of doping.^{11,12} Here we show that the large magnitude of the dip feature results from the low dimensionality of the materials and the associated singularities in the electronic DOS.

Tunneling experiments in strongly coupled classical superconductors have been interpreted using a formalism¹³ that neglects the momentum dependence of the Eliashberg functions and of the tunneling matrix element, and further assumes that the normal-state DOS $N_0(\omega)$ is constant over the energy range of interest. The tunneling conductance, then, only depends on the gap function $\Delta(\omega)$, whose energy variation reflects the singularities of the phonon spectrum.^{14,15} The dimensionality of the materials does not enter in this formalism. The effect of a non-constant $N_0(\omega)$ on the gap function has been discussed in the context of the A15 compounds.¹⁶ However

the direct effect of a rapidly varying $N_0(\omega)$ on the tunneling conductance became apparent only recently in the high- T_c compounds,^{8,17,18} and requires to go beyond the formalisms of Refs 13 and 16. In particular, one can no longer assume that the tunneling conductance is proportional to the product of the normal-state DOS by the “effective superconducting DOS”¹³ $\text{Re}[\omega/\sqrt{\omega^2 - \Delta^2(\omega)}]$, so that nothing justifies *a priori* to normalize the low-temperature tunneling conductance by the normal-state conductance as was done with low- T_c superconductors.

Among the new approaches introduced to study strong-coupling effects in HTS, some have focused on generalizing the classical formalism to the case of d -wave pairing,¹⁹⁻²² still overlooking the dimensionality. Other models are strictly two dimensional (2D) and pay attention to the full electron dispersion,^{7,8,17,23-25} taking into account the singularities of $N_0(\omega)$. Most of these studies assume that the collective mode responsible for the strong-coupling signatures is the sharp (π, π) spin resonance common to all cuprates near 30–50 meV (Ref. 26), but a phonon scenario was also put forward.^{22,23} In the present work, we extend these approaches to three dimensions (3D) by means of an additional hopping t_z describing the dispersion along the c axis, and we study the evolution of the strong-coupling features in the tunneling spectrum along the 2D to 3D transition on increasing t_z . For simplicity we restrict to the spin-resonance scenario; the electron-phonon model can be treated along the same lines, and both models lead to the same main conclusions. The model we use is described in Sec. II, results are presented and discussed in Sec. III, and Sec. IV is devoted to investigating the validity and usefulness of the effective superconducting DOS concept.

II. MODEL AND METHOD

Following previous works^{8,17,27} we assume that the differential conductance measured by a scanning tunneling microscope (STM) is proportional to the thermally-broadened local density of states (LDOS) at the tip apex,^{28,29} and that furthermore the energy dependence of the LDOS just outside the sample follows the energy dependence of the bulk DOS $N(\omega)$:

$$\frac{dI}{dV} \propto \int d\omega [-f'(\omega - eV)]N(\omega), \quad (1)$$

where f' is the derivative of the Fermi function. In STM experiments, various sources of noise may contribute to broaden $N(\omega)$ further; when comparing theory and experiment we shall take these into account by a phenomenological Gaussian broadening.

In the superconducting state, the interaction with longitudinal spin fluctuations is described by the 2×2 Nambu matrix self-energy,

$$\hat{\Sigma}(\mathbf{k}, \omega) = -\frac{1}{\mathcal{N}} \sum_{\mathbf{q}} \frac{1}{\beta} \sum_{i\Omega_n} g^2 \chi_s(\mathbf{q}, i\Omega_n) \times \hat{G}_0(\mathbf{k} - \mathbf{q}, i\omega_n - i\Omega_n) \Big|_{i\omega_n \rightarrow \omega + i0^+} \quad (2)$$

with χ_s the $\langle S^z S^z \rangle$ spin susceptibility, $g = \sqrt{3}\hbar J/2$ the coupling strength with J the spin-spin interaction energy, and \hat{G}_0 the 2×2 BCS matrix Green's function. The sums extend over the \mathcal{N} vectors $\mathbf{q} \equiv (q_{\parallel}, q_z)$ in the three-dimensional Brillouin zone and the even Matsubara frequencies $i\Omega_n = 2n\pi/\beta$ with $\beta = (k_B T)^{-1}$. Equation (2) gives the lowest-order term of an expansion in J .³⁰ We follow Ref. 7 and use for χ_s a model inspired by neutron-scattering experiments on the high- T_c compounds. In this model, χ_s has no q_z dependence and is the product of a Lorentzian peak centered at (π, π) in the 2D Brillouin zone and another Lorentzian peak centered at the resonance energy Ω_{sr} . The widths of the peaks are Δq in momentum space and Γ_{sr} in energy. This simple separable form of χ_s allows to evaluate analytically the frequency sum in Eq. (2), and to perform analytically the continuation from the odd frequencies $i\omega_n = (2n+1)\pi/\beta$ to the real-frequency axis. The remaining momentum integral is a convolution which can be efficiently performed using fast Fourier transforms. Also, the absence of q_z dependence in χ_s implies that the self-energy does not depend on k_z . We use a BCS Green's function broadened by a small phenomenological scattering rate Γ ,

$$\hat{G}_0(\mathbf{k}, i\omega_n) = \frac{[i\omega_n + i\Gamma(i\omega_n)] \hat{\tau}_0 + \xi_{\mathbf{k}} \hat{\tau}_3 + \Delta_{\mathbf{k}_{\parallel}} \hat{\tau}_1}{[i\omega_n + i\Gamma(i\omega_n)]^2 - \xi_{\mathbf{k}}^2 - \Delta_{\mathbf{k}_{\parallel}}^2}, \quad (3)$$

where $\Gamma(i\omega_n) = \Gamma \text{sign}(\text{Im } i\omega_n)$, $\hat{\tau}_i$ are the Pauli matrices with $\hat{\tau}_0$ the identity, and $\Delta_{\mathbf{k}_{\parallel}} = \Delta_0(\cos k_x - \cos k_y)/2$ is the d -wave gap which we assume k_z independent for simplicity. The additional effects resulting from a possible weak modulation^{35,36} of the gap along k_z will be discussed toward the end of Sec. III. We do not address here the origin of the pairing leading to the BCS gap $\Delta_{\mathbf{k}_{\parallel}}$. With the high- T_c compounds in mind, we consider a one-band model of quasi-2D electrons with a normal-state dispersion,

$$\xi_{\mathbf{k}} = \xi_{\mathbf{k}_{\parallel}} + 2t_z \cos(k_z c), \quad (4)$$

where $\xi_{\mathbf{k}_{\parallel}} = \varepsilon_{\mathbf{k}_{\parallel}} - \mu$, μ being the chemical potential and $\varepsilon_{\mathbf{k}_{\parallel}}$ a five-neighbor tight-binding model on the square lattice ($a \equiv 1$), $\varepsilon_{\mathbf{k}_{\parallel}} = 2t_1(\cos k_x + \cos k_y) + 4t_2 \cos k_x \cos k_y + 2t_3(\cos 2k_x + \cos 2k_y) + 4t_4(\cos 2k_x \cos k_y + \cos k_x \cos 2k_y) + 4t_5 \cos 2k_x \cos 2k_y$.

The momentum dependence of the self-energy in Eq. (2) is not small (see, e.g., Fig. 1 of Ref. 7 and Fig. 2 below). This is a

major difference with respect to the electron-phonon models describing low- T_c three-dimensional metals, where the momentum dependence of the self-energy can be neglected. The calculation of the DOS is therefore much more demanding since two three-dimensional momentum integrations must be performed for every energy ω . The DOS is given by

$$N(\omega) = \frac{1}{\mathcal{N}} \sum_{\mathbf{k}} \left(-\frac{1}{\pi}\right) \text{Im} \hat{G}_{11}(\mathbf{k}, \omega), \quad (5)$$

where \hat{G}_{11} is the first component of the matrix $\hat{G}(\mathbf{k}, \omega) = [\hat{G}_0^{-1}(\mathbf{k}, \omega) - \hat{\Sigma}(\mathbf{k}, \omega)]^{-1}$. In Eq. (5), the k_z integration can be performed analytically (see Appendix) but not in Eq. (2). In order to achieve a good accuracy when computing the DOS $N(\omega)$, we evaluate the self-energy using a $2048 \times 2048 \times 256$ mesh in momentum space and a value $\Gamma = 0.5$ meV. For the evaluation of the tunneling conductance Γ is increased to 2 meV, which allows to decrease the mesh size to $1024 \times 1024 \times 256$.

The model in Eqs. (1)–(5) has several parameters but our focus is on the c -axis hopping energy t_z . In HTS, t_z is not larger than a few meV, and setting it to zero seems appropriate to discuss tunneling data. Indeed, in the 2D limit the model was found to fit the experimental data for optimally doped Bi-2223 very well.^{8,27} Here we take the parameters determined from one such fit as a starting point, and we vary t_z to demonstrate the role of the dimensionality on the tunneling spectrum. The band parameters $t_{1\dots 5}$ are $-200, 31, -16, 8,$ and -7 meV, and the chemical potential is $\mu = -200$ meV. The gap magnitude is $\Delta_0 = 46$ meV. The spin-resonance energy is $\Omega_{\text{sr}} = 34$ meV, its energy width $\Gamma_{\text{sr}} = 2$ meV, and its momentum width $\Delta q = 1.6a^{-1}$. Finally the coupling strength is $g = 775$ meV, which implies a quasi-particle residue $Z = 0.44$ and a mass renormalization $m^*/m = 2.32$ at the nodal point of the Fermi surface. The temperature is set to $T = 2$ K unless stated otherwise. The resulting theoretical tunneling conductance for $t_z = 0$ is compared with experimental data in Fig. 1c (topmost curve).

III. RESULTS

The evolution of $N(\omega)$ with increasing t_z is displayed in Fig. 1a. In the 2D limit, the DOS shows sharp and particle-hole asymmetric coherence peaks, strong and asymmetric dips, as well as humps and shoulders where the spectral weight expelled from the dips is accumulated. This produces, in particular, a characteristic widening of the coherence peaks basis, which becomes triangular. The particle-hole asymmetries reflect the particle-hole asymmetry of the corresponding bare DOS $N_0(\omega)$ shown in Fig. 1b, whose Van Hove singularity (VHS) lies slightly below E_F at -16 meV: on the one hand, the spectral weight of the VHS goes to a larger degree into the negative-energy coherence peak, and on the other hand the enhancement of the scattering rate due to the VHS is stronger at negative energy, explaining the stronger dip at $\omega < 0$.^{7,8} This can also be seen in Fig. 2 where the electron-scattering rate $-\text{Im} \hat{\Sigma}_{11}(\mathbf{k}, \omega)$ is displayed for the nodal and

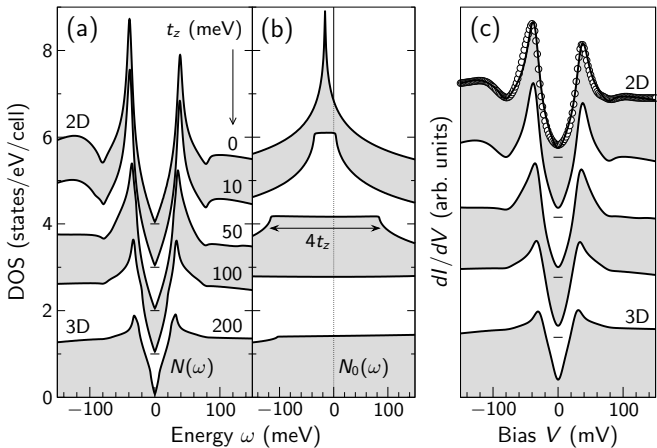


FIG. 1. (a) Density of states $N(\omega)$ for superconducting electrons coupled to a (π, π) spin resonance, as a function of the c -axis hopping t_z . For $t_z = 0$, the system is two dimensional while for $t_z = 200$ meV, it is three dimensional. (b) Normal-state bare DOS $N_0(\omega)$ for the same t_z values. (c) Tunneling conductance for the same t_z values. The temperature is $T = 2$ K and a Gaussian broadening of 4 meV has been applied. The circles show the experimental data of Ref. 8 compared to the $t_z = 0$ spectrum. The curves in (a), (b), and (c) are offset vertically for clarity.

anti nodal points of the Fermi surface. The scattering rate vanishes for $|\omega| < \Omega_{\text{sr}}$ and has a pronounced, particle-hole asymmetric maximum near $|\omega| = \Omega_{\text{sr}} + \Delta_0$ (more precisely between $\Omega_{\text{sr}} + \Delta_0$ and $\Omega_{\text{sr}} + [\xi_{(\pi,0)}^2 + \Delta_0^2]^{1/2}$). It is also clear from the figure that the energy of the scattering-rate peak shows no dispersion with momentum⁷ but its intensity is strongly momentum dependent and larger by a factor ~ 2.5 in the anti nodal region as compared to the nodal region.

For $t_z > 0$, the logarithmic divergence in $N_0(\omega)$ is cut on the scale of $4t_z$ due to dispersion along the c axis (Fig. 1b). No significant change in either $N(\omega)$ or dI/dV is observed for $t_z = 10$ meV. This value is an upper bound for the c -axis hopping energy in the cuprates, and the relative insensitivity of the DOS to a small c -axis dispersion justifies the use of two-dimensional models for these systems. At larger t_z values, however, the suppression of the divergence in $N_0(\omega)$ induces a drop of the coherence peaks in $N(\omega)$ and dI/dV . This is a *direct* effect of dimensionality on the tunneling spectrum, which was overlooked in the conventional strong-coupling approaches of Refs 13 and 16. Simultaneously the peak in the scattering rate is also suppressed with increasing t_z (Fig. 2), leading to a weakening of the dip feature in $N(\omega)$ and dI/dV . This is an indirect effect of dimensionality, that is only revealed in the strong-coupling signatures.

As Fig. 2 shows, increasing the dimension not only suppresses the peak at $\Omega_{\text{sr}} + \Delta_0$ in the scattering rate but it also reduces its momentum dependence. In 2D, this peak arises because the \mathbf{q} sum in Eq. (2) is dominated by the saddle-point region near $\mathbf{k}_M \equiv (\pi, 0)$ and $\mathbf{k}_{M'} \equiv (0, \pi)$, where the spectral weight of the BCS Green's function is largest—*i.e.*, $\mathbf{k}_{\parallel} - \mathbf{q}_{\parallel} \approx \mathbf{k}_{M,M'}$. Hence the peak energy is determined chiefly by the BCS excitation energy at $\mathbf{k}_{M,M'}$, shifted by Ω_{sr}

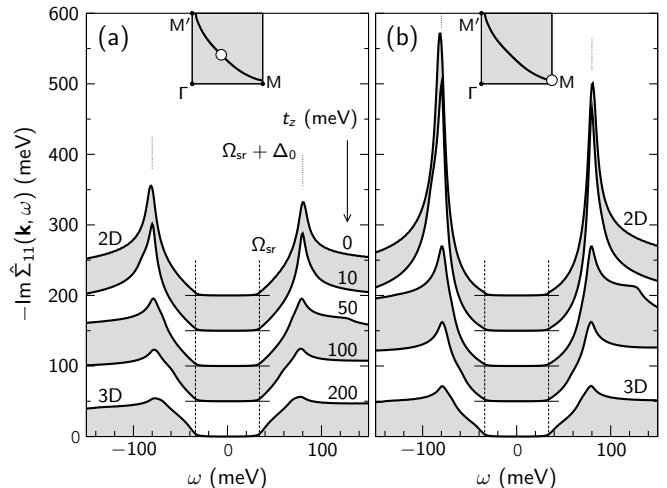


FIG. 2. Scattering rate $-\text{Im} \hat{\Sigma}_{11}$ as a function of energy for several values of t_z at (a) the nodal point $\mathbf{k}_{\parallel} \approx (0.41, 0.41)\pi/a$ and (b) the anti nodal point $\mathbf{k}_{\parallel} \approx (1, 0.05)\pi/a$ of the Fermi surface shown in the insets. Curves are offset vertically for clarity. The dashed vertical lines delimit the energy range $|\omega| < \Omega_{\text{sr}}$ where inelastic scattering by the spin resonance is forbidden. The dotted vertical lines indicate $\pm(\Omega_{\text{sr}} + \Delta_0)$.

due to the convolution with the spin susceptibility, and the peak intensity is controlled by the momentum dependence of $\chi_s(\mathbf{k}_{\parallel} - \mathbf{k}_{M,M'}, \Omega_{\text{sr}})$, which is at maximum for $\mathbf{k}_{\parallel} = \mathbf{k}_{M',M}$. The situation changes in 3D because the anti-nodal regions no longer dominate the spectral weight, as illustrated in Fig. 3. This figure displays the partial BCS density of states, *i.e.*, the part of the BCS DOS originating from states close to the $(\pi, 0)$ and equivalent points. While in the 2D limit, a region covering just 14% of the zone around $(\pi, 0)$ provides 56% of the spectral weight for energies between Ω_{sr} and $\Omega_{\text{sr}} + \Delta_0$, its contribution is reduced to 21% in the 3D limit. Hence the scattering rate in 3D is nearly momentum independent and almost constant above $\Omega_{\text{sr}} + \Delta_0$. Finally, the 2D to 3D transition

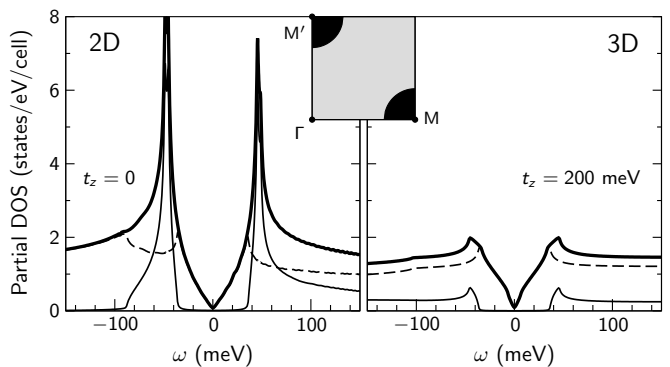


FIG. 3. Partial BCS density of states in two (2D) and three (3D) dimensions. The thin solid lines show the contribution coming from the $(\pi, 0)$ region of the two-dimensional Brillouin zone, shaded in black in the inset while the dashed lines show the contribution of the remainder of the zone (shaded in gray). The thick line is the total BCS DOS.

also suppresses the particle-hole asymmetry of the scattering rate. This again results from the disappearance of particle-hole asymmetry in the underlying bare DOS (Fig. 1b) and in the corresponding BCS DOS (Fig. 3). Thus the k_z dispersion simultaneously defeats four players who contribute to make the strong-coupling signatures in the 2D high- T_c superconductors distinctly different from those in 3D metals: the Van Hove singularity, the particle-hole asymmetry, the momentum dependence, and the strong scattering enhancement at $|\omega| \approx \Omega_{\text{sr}} + \Delta_0$, especially near $(\pi, 0)$.

In the curves of Figs. 1a and 1c corresponding to the 3D limit, the strong-coupling signatures are barely visible. Their magnitude is $\sim 1\%$, smaller than the $\sim 5\%$ value observed in Pb. The origin of this difference lies in the gap symmetry. In d -wave superconductors, the coherence peaks in the BCS DOS are weak logarithmic singularities³⁷ while in s -wave superconductors, they are strong square-root divergences. The strength of the scattering-rate peak at $\Omega_{\text{sr}} + \Delta_0$, and consequently the strength of the dip in the DOS and tunneling spectrum, are determined by the strength of the coherence peaks in the BCS DOS, as is clear from Eq. (2). In the case of a d -wave superconductor, the coherence peaks are cut in 3D as compared to 2D (see Fig. 3) in the same way as the logarithmic VHS in Fig. 1b, resulting in the suppression of the scattering-rate enhancement at $\Omega_{\text{sr}} + \Delta_0$ in Fig. 2. (Note that, roughly speaking, the scattering rate is proportional to the BCS DOS shifted in energy by $\pm\Omega_{\text{sr}}$.) The suppression of the BCS coherence peaks with increasing dimension also occurs in s -wave superconductors, but with one difference: if, on the one hand, the part of the coherence-peak spectral weight coming from the VHS gets suppressed, on the other hand, the square-root gap-edge singularities persist in any dimension. Therefore, in s -wave superconductors the strong-coupling signatures remain clearly visible in 3D. This is illustrated in Fig. 4a. The 2D and 3D DOS curves of Fig. 1a are compared to the curves obtained for the corresponding s -wave model, *i.e.*, with all parameters unchanged except the gap which is replaced by $\Delta_{k_{\parallel}} \equiv \Delta_0 = 46$ meV. The changes are quite dramatic. The first effect to notice is a drastic reduction in the peak-to-peak gap Δ_p in the s -wave case: a consequence of the pair-breaking nature of the coupling Eq. (2) in the s -wave channel.^{38,39} Still, the strong-coupling signatures appear at the same energy $\Omega_{\text{sr}} + \Delta_0 = 80$ meV in both d and s wave, due to our choice of the lowest-order model $\hat{\Sigma} \propto \chi_s \hat{G}_0$ in Eq. (2). The second observation is that the strong-coupling signatures look like steps in the s -wave DOS, like in the classical superconductors,¹³ reflecting the asymmetric shape of the BCS s -wave coherence peaks. In contrast, the signatures appear as local minima in the d -wave DOS, because the coherence peaks of the d -wave BCS DOS are nearly symmetric about their maximum. In short, the strong-coupling features give an “inverted image” of the BCS coherence peaks.⁸ An interesting consequence follows: while in s -wave superconductors, the strong-coupling structures correspond to *peaks* in the second-derivative d^2I/dV^2 spectrum, for a d -wave gap they correspond to *zeros* in the d^2I/dV^2 spectrum, as demonstrated in Fig. 4b. This conclusion applies equally to phonon models and calls for a reinterpretation of cuprate d^2I/dV^2 data in

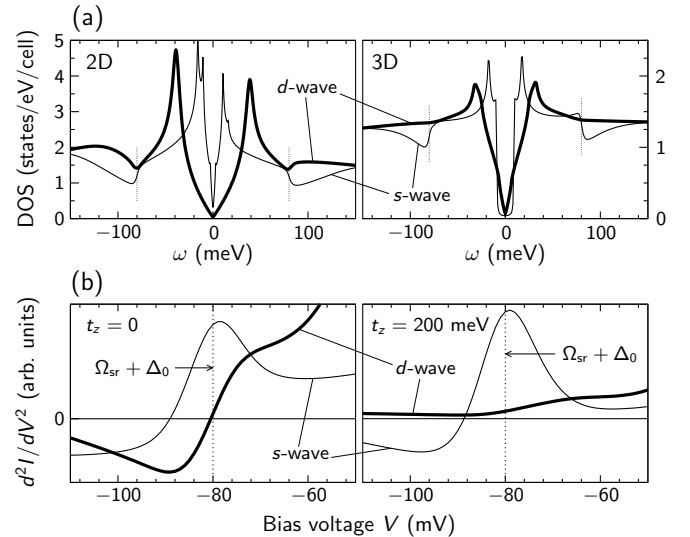


FIG. 4. (a) Comparison of the d -wave and s -wave DOS for $t_z = 0$ (2D) and $t_z = 200$ meV (3D). The thick lines show $N(\omega)$ as in Fig. 1a. The thin lines show $N(\omega)$ computed with an s -wave gap of the same magnitude $\Delta_0 = 46$ meV, and all other parameters unchanged. (b) Second-derivative tunneling spectrum, d^2I/dV^2 , in the region of the strong-coupling signature at negative bias. In the s -wave case, there is a peak in d^2I/dV^2 close to the energy $\Omega_{\text{sr}} + \Delta_0$ while in the d -wave case, there is a sign change in 2D and no clear signature in 3D.

which peaks were assigned to phonon modes.^{40,41} Finally, one sees from Fig. 4 that in 3D the signatures remain strong for an s -wave gap, for the reason explained above, while they have almost disappeared in the d -wave case.

The previous discussion underlines the role of the BCS coherence peaks in the formation, strength, and shape of the strong-coupling signatures. More generally, for such signatures to occur there must be divergences (or at least pronounced maxima) in the non-interacting DOS. Peaks in the “bosonic” spectrum are not sufficient, although they are necessary. Indeed, phonon structures are absent from the normal-state spectra of classical superconductors³² because the normal-state DOS is flat, in spite of the facts that the phonon spectrum and the electron-phonon coupling do not change significantly at T_c . In contrast, the normal-state DOS of 2D high- T_c superconductors exhibits structures, either the pseudogap³ or the bare VHS.¹⁸ One can therefore expect to see strong-coupling features in the normal-state spectra of HTS, provided that the peaks in the bosonic spectrum subsist above T_c . Figure 5 (thin lines) shows the normal-state DOS implied by setting $\Delta_0 = 0$ in our model, keeping the other parameters fixed (including temperature). As expected sharp strong-coupling features remain in 2D at energies $\pm\Omega_{\text{sr}}$ and $\xi_{(\pi,0)} - \Omega_{\text{sr}} = -50$ meV while nothing but very weak structures subsist in 3D, signaling the onset of scattering at $\pm\Omega_{\text{sr}}$. Unfortunately it turns out that in the HTS the spin resonance is absent above T_c —or at least below the background level of neutron-scattering experiments.⁴² The normal state of Bi-2223 has not been investigated by neutron scattering so far but we may borrow information from the much stud-

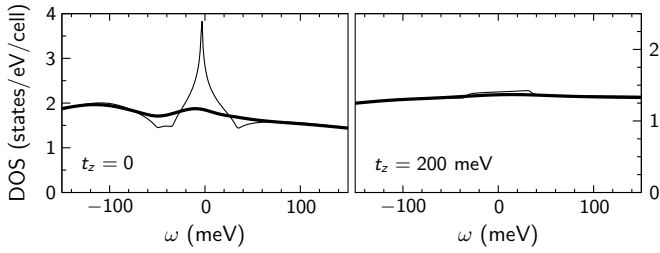


FIG. 5. Normal-state DOS. The thin lines show the $T = 2$ K DOS for $\Delta_0 = 0$; the thick lines show the $T = 200$ K DOS for $\Delta_0 = 0$ and $\Gamma_{\text{sr}} = 14$ meV (see text). All other parameters are as in Fig. 1a.

ied $\text{YBa}_2\text{Cu}_3\text{O}_{6+x}$ system (Y-123). In Y-123, the normal-state spin susceptibility preserves its separable form with independent momentum and energy variations.⁴³ It is still centered at (π, π) with a broad maximum at a characteristic temperature-dependent frequency $\Omega_{\text{sf}} \approx \Omega_{\text{sr}}$. For the purpose of illustrating the effect of a broad spin-fluctuations continuum on the normal-state tunneling spectrum, it is sufficient to use the same model as in the superconducting state but with the new parameter $\Gamma_{\text{sr}} = 14$ meV.⁴⁴ The resulting DOS calculated at $T = 200$ K is shown by the thick lines in Fig. 5. The strong-coupling signatures are almost washed out in 2D and completely in 3D. This is not due to the thermal broadening of Eq. (1), not included in the DOS $N(\omega)$, but mostly to the *intrinsic* temperature dependence of the self-energy in Eq. (2), and, to a lesser extent, to the broader spin response. Hence, if structures due to interaction with spin fluctuations are unlikely to show up in the normal state of HTS, those associated with the interaction with phonons may well be observable if the coupling is strong enough since this coupling will not change appreciably at T_c .

In the present study, we have overlooked a possible k_z dependence of the BCS gap, retaining only the k_z dependence of the bare dispersion. A weak modulation of the BCS gap along k_z is expected in 3D systems.³⁵ As shown in Ref. 36, such a modulation has the effect of cutting the logarithmic coherence peaks on the scale of $2\Delta_z$, with Δ_z the amplitude of the gap modulation. This is similar to the effect of t_z on the BCS coherence peaks, which are cut on a scale corresponding to the gap variation along the warped 3D Fermi surface, namely, $\sim \Delta_0 t_z / 4t_1$, as seen in Fig. 3. The expected effect of Δ_z on the scattering rate is also an additional broadening on top of the one produced by t_z , \hat{G}_0 being replaced by its k_z average in Eq. (2). Therefore, we expect that the gap modulation along k_z will contribute to suppress the coherence peaks and the strong-coupling features even further with increasing t_z , as compared to the results in Fig. 1.

Our results can be summarized as follows. The formation of clear strong-coupling structures in the tunneling conductance requires two ingredients: (A) at least one peak in the spectrum of collective excitations and (B) at least one peak in the non-interacting or superconducting DOS. In classical superconductors, (A) is provided by optical phonons and (B) is the asymmetric square-root singularity at the edge of the s -wave gap: strong-coupling features are asymmetric steps—

peaks in the d^2I/dV^2 curve—and dimensionality plays no big role because (A) and (B) are present in any dimension. In the normal state, there is no signature because (B) is absent. In high- T_c layered superconductors, (A) is provided by the spin resonance and (B) has two sources: (B1) the logarithmic Van Hove singularity in the bare DOS; (B2) the symmetric logarithmic singularities at the edge of the d -wave gap. Strong-coupling signatures appear as local minima—zeros in the d^2I/dV^2 curve—but they vanish with increasing dimensionality from 2D to 3D because (B1) and (B2) both get suppressed by the c -axis dispersion. In the normal state of two-dimensional HTS, (B2) is absent, leaving aside the question of the pseudogap but (B1) remains and strong-coupling signatures are thus expected unless (A) disappears at T_c . This is the case for the spin resonance but certainly not for phonons, leaving open the possibility that phonon structures might be observable in the normal-state tunneling spectra.

IV. DOS AND EFFECTIVE DOS

The conventional theory of electron tunneling into superconductors¹³ leads to an equation identical to Eq. (1) for the tunneling conductance, except that the DOS $N(\omega)$ is replaced by an “effective tunneling DOS” $N_T(\omega) = N_0(0)\text{Re} \left[|\omega| / \sqrt{\omega^2 - \Delta^2(\omega)} \right]$. $N_0(0)$ is the normal-state DOS at zero energy— $N_0(\omega) \equiv N_0(0)$ is assumed—and $\Delta(\omega)$ is the gap function. The latter must be understood as a Fermi-surface average of weakly momentum-dependent quantities, $\Delta(\omega) = \langle \Phi(\mathbf{k}, \omega) / Z(\mathbf{k}, \omega) \rangle_{\text{FS}}$ with Φ and Z the Eliashberg pairing and renormalization functions. In the notation of Eq. (2), they read $Z(\mathbf{k}, \omega) = 1 - [\hat{\Sigma}_{11}(\mathbf{k}, \omega) + \hat{\Sigma}_{22}(\mathbf{k}, \omega)] / (2\omega)$ and, for an s -wave gap Δ_0 , $\Phi(\mathbf{k}, \omega) = \Delta_0 + \hat{\Sigma}_{12}(\mathbf{k}, \omega)$. In a d -wave superconductor, the Fermi-surface average of the gap $\Delta_{\mathbf{k}}$ vanishes, and so does the average of the off-diagonal self-energy since $\hat{\Sigma}_{12}(\mathbf{k}, \omega) \propto \Delta_{\mathbf{k}}$. The effective tunneling DOS concept is logically generalized^{19,20} by writing $N_T(\omega) = N_0(0)\text{Re} \langle |\omega| / \sqrt{\omega^2 - [\Delta_{\mathbf{k}}\phi(\omega)]^2} \rangle_{\text{FS}}$ with

$$\phi(\omega) = \left\langle \frac{1 + \hat{\Sigma}_{12}(\mathbf{k}, \omega) / \Delta_{\mathbf{k}}}{1 - [\hat{\Sigma}_{11}(\mathbf{k}, \omega) + \hat{\Sigma}_{22}(\mathbf{k}, \omega)] / (2\omega)} \right\rangle_{\text{FS}}. \quad (6)$$

This form of $N_T(\omega)$ is an even function of ω , and cannot fit the particle-hole asymmetric spectra in HTS. Therefore, a further generalization of the effective tunneling DOS has been necessary, namely,

$$N_T(\omega) = N_0(\omega) \text{Re} \left\langle \frac{|\omega|}{\sqrt{\omega^2 - [\Delta_{\mathbf{k}}\phi(\omega)]^2}} \right\rangle_{\text{FS}} \quad (7)$$

which suggests that the “true” superconducting DOS can be obtained by dividing the tunneling spectrum in the superconducting state by the spectrum in the normal state.^{20,45–47}

Equation (7) is very convenient, but lacks a formal justification. Our model offers the opportunity to investigate the usefulness of Eq. (7), by comparing numerically the actual tunneling DOS $N(\omega)$ of Eq. (5) with the effective tunneling

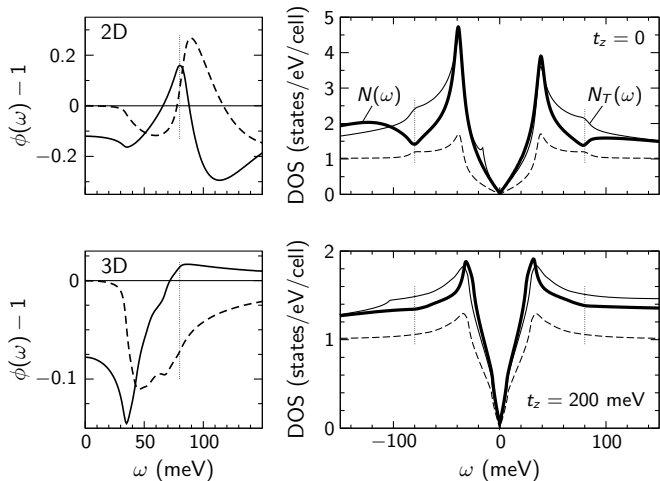


FIG. 6. (Left panels) Real part (solid lines) and imaginary part (dashed lines) of the pairing function defined in Eq. (6) for $t_z = 0$ (2D) and $t_z = 200$ meV (3D). (Right panels) Comparison of the effective tunneling DOS $N_T(\omega)$ of Eq. (7) with the actual DOS $N(\omega)$ of Eq. (5). The dashed lines show $N_T(\omega)/N_0(\omega)$. In all graphs, the dotted vertical lines mark the energy $\pm(\Omega_{\text{sr}} + \Delta_0)$.

DOS $N_T(\omega)$. For the practical evaluation of $N_T(\omega)$, we define the Fermi-surface average as

$$\langle \dots \rangle_{\text{FS}} \equiv \frac{\sum_{\mathbf{k}} A_0(\mathbf{k}, 0) (\dots)}{\sum_{\mathbf{k}} A_0(\mathbf{k}, 0)} \quad (8)$$

with $A_0(\mathbf{k}, 0)$ the zero-energy spectral function in the absence of pairing: $A_0(\mathbf{k}, 0) = (-1/\pi) \text{Im} \hat{G}_{11}(\mathbf{k}, 0)|_{\Delta_{\mathbf{k}}=0}$. With this definition, the average is performed on the *renormalized* Fermi surface, defined by $\xi_{\mathbf{k}} + \text{Re} \hat{\Sigma}_{11}(\mathbf{k}, 0) = 0$, rather than the bare Fermi surface $\xi_{\mathbf{k}} = 0$. Furthermore, each state gets correctly weighted if the spectral weight is unevenly distributed along the Fermi surface.

A comparison of $N(\omega)$ and $N_T(\omega)$ is displayed in Fig. 6, where the pairing function $\phi(\omega)$ is also shown. In two dimensions, the real part of $\phi(\omega)$ has a maximum at $\omega = \Omega_{\text{sr}} + \Delta_0$, where its imaginary part shows a rapid variation. This is

analogous to the behavior reported in Ref. 13. The resulting $N_T(\omega)$ also shows a behavior similar to the one found in Ref. 13: $N_T(\omega)$ is *larger* than the BCS density of states at energies smaller than $\Omega_{\text{sr}} + \Delta_0$ and drops below the BCS DOS at $\Omega_{\text{sr}} + \Delta_0$. The actual DOS $N(\omega)$, however, behaves differently: it is *smaller* than the BCS DOS between the coherence peak and some energy above the dip minimum (see also Fig. 1 of Ref. 8). Thus, although the positions of the strong-coupling features are identical in $N_T(\omega)$ and $N(\omega)$, their shape is markedly different in 2D d -wave superconductors. In 3D, the difference between $N_T(\omega)$ and $N(\omega)$ is less severe than in 2D, and both curves show very weak signatures, although those in $N(\omega)$ are slightly stronger. Finally, the $N_T(\omega)$ curves show structures which are absent in the $N(\omega)$ curves. In 2D, a peak at $\omega = -16$ meV $= \xi_{(\pi,0)}$ appears due to the VHS in $N_0(\omega)$; this peak is unphysical because in the actual energy spectrum, the VHS is pushed to $-\xi_{(\pi,0)}^2 + \Delta_0^2)^{1/2}$. In 3D, $N_T(\omega)$ has a structure near -100 meV, which also comes from the bare DOS $N_0(\omega)$ as can be seen in Fig. 1b. In the actual spectrum, this structure is suppressed due to the persistence of a large scattering rate at energies much higher than the threshold Ω_{sr} (see Fig. 2). These problems illustrate the limitations of the simple product Ansatz Eq. (7) for analyzing the tunneling spectrum of d -wave superconductors.

ACKNOWLEDGMENTS

I thank John Zasadzinski for useful discussions. This work was supported by the Swiss National Science Foundation through Division II and MaNEP.

APPENDIX: ANALYTICAL k_z INTEGRATION

If the Nambu self-energy has no k_z dependence, the k_z sum in Eq. (5) can be performed analytically. This is the case in our model defined in Eq. (2). Solving Dyson's equation $\hat{G}(\mathbf{k}, \omega) = [\hat{G}_0^{-1}(\mathbf{k}, \omega) - \hat{\Sigma}(\mathbf{k}, \omega)]^{-1}$ with \hat{G}_0 given by Eq. (3), we find

$$\hat{G}_{11}(\mathbf{k}, \omega) = \frac{1}{\omega + i\Gamma - \xi_{\mathbf{k}} - \hat{\Sigma}_{11}(\mathbf{k}, \omega) - [\Delta_{\mathbf{k}_{\parallel}} + \hat{\Sigma}_{12}(\mathbf{k}, \omega)]^2 / [\omega + i\Gamma + \xi_{\mathbf{k}} - \hat{\Sigma}_{22}(\mathbf{k}, \omega)]}. \quad (9)$$

Since $\hat{\Sigma}$ does not depend on k_z (although it *does* depend on t_z), the k_z dependence only comes from $\xi_{\mathbf{k}}$ in Eq. (4) and we can make it explicit by rewriting

$$\begin{aligned} \hat{G}_{11}(\mathbf{k}, \omega) &= \frac{1}{z_{11} - 2t_z \cos(k_z c) - z_{12}^2 / [z_{22} + 2t_z \cos(k_z c)]} \\ &= \frac{1}{2} \left(1 + \frac{\zeta}{\lambda} \right) \frac{1}{\eta + \lambda - 2t_z \cos(k_z c)} + \frac{1}{2} \left(1 - \frac{\zeta}{\lambda} \right) \frac{1}{\eta - \lambda - 2t_z \cos(k_z c)}. \end{aligned} \quad (10)$$

In Eq. (10), the quantities z_{11} , z_{22} , z_{12} , ζ , λ , and η are all functions of \mathbf{k}_{\parallel} and ω but not of k_z . Explicitly, $z_{11} = \omega + i\Gamma - \xi_{\mathbf{k}_{\parallel}} - \hat{\Sigma}_{11}(\mathbf{k}_{\parallel}, \omega)$, $z_{22} = \omega + i\Gamma + \xi_{\mathbf{k}_{\parallel}} - \hat{\Sigma}_{22}(\mathbf{k}_{\parallel}, \omega)$, $z_{12} = \Delta_{\mathbf{k}_{\parallel}} + \hat{\Sigma}_{12}(\mathbf{k}_{\parallel}, \omega)$, $\zeta = (z_{11} + z_{22})/2$, $\lambda = \sqrt{\zeta^2 - z_{12}^2}$, and $\eta = (z_{11} - z_{22})/2$.

The k_z integration can then be performed by means of the identity,

$$\tilde{D}_t(z) \equiv \frac{1}{2\pi} \int_{-\pi}^{\pi} \frac{dx}{z - 2t \cos x} = \frac{1}{\sqrt{z - 2t} \sqrt{z + 2t}} \quad (11)$$

and yields

$$N(\omega) = \frac{1}{\mathcal{N}_{\parallel}} \sum_{\mathbf{k}_{\parallel}} \left(-\frac{1}{\pi}\right) \text{Im} \left\{ \frac{1}{2} \left(1 + \frac{\zeta}{\lambda}\right) \tilde{D}_{t_z}(\eta + \lambda) + \frac{1}{2} \left(1 - \frac{\zeta}{\lambda}\right) \tilde{D}_{t_z}(\eta - \lambda) \right\}, \quad (12)$$

where \mathcal{N}_{\parallel} is the number of \mathbf{k}_{\parallel} points in the 2D Brillouin zone.

- ¹ A. Damascelli, Z. Hussain, and Z.-X. Shen, *Rev. Mod. Phys.* **75**, 473 (2003).
- ² J. C. Campuzano, M. Norman, and M. Randeria, in *Physics of Superconductors*, edited by K. H. Bennemann and J. B. Ketterson (Springer, Berlin, 2004), Vol. II, p. 167.
- ³ Ø. Fischer, M. Kugler, I. Maggio-Aprile, C. Berthod, and C. Renner, *Rev. Mod. Phys.* **79**, 353 (2007).
- ⁴ G. M. Eliashberg, *Sov. Phys. JETP* **11**, 696 (1960).
- ⁵ J. R. Schrieffer, *Theory of Superconductivity* (Benjamin, New York, 1964).
- ⁶ J. P. Carbotte, *Rev. Mod. Phys.* **62**, 1027 (1990).
- ⁷ M. Eschrig and M. R. Norman, *Phys. Rev. Lett.* **85**, 3261 (2000); *Phys. Rev. B* **67**, 144503 (2003).
- ⁸ G. Levy de Castro, C. Berthod, A. Piriou, E. Giannini, and Ø. Fischer, *Phys. Rev. Lett.* **101**, 267004 (2008).
- ⁹ M. Kugler, G. Levy de Castro, E. Giannini, A. Piriou, A. A. Manuel, C. Hess, and Ø. Fischer, *J. Phys. Chem. Solids* **67**, 353 (2006).
- ¹⁰ J. C. Swihart, D. J. Scalapino, and Y. Wada, *Phys. Rev. Lett.* **14**, 106 (1965).
- ¹¹ P. D. Johnson, T. Valla, A. V. Fedorov, Z. Yusof, B. O. Wells, Q. Li, A. R. Moodenbaugh, G. D. Gu, N. Koshizuka, C. Kendziora, S. Jian, and D. G. Hinks, *Phys. Rev. Lett.* **87**, 177007 (2001).
- ¹² J. Hwang, T. Timusk, E. Schachinger, and J. P. Carbotte, *Phys. Rev. B* **75**, 144508 (2007).
- ¹³ J. R. Schrieffer, D. J. Scalapino, and J. W. Wilkins, *Phys. Rev. Lett.* **10**, 336 (1963).
- ¹⁴ D. J. Scalapino and P. W. Anderson, *Phys. Rev.* **133**, A921 (1964).
- ¹⁵ W. L. McMillan and J. M. Rowell, *Phys. Rev. Lett.* **14**, 108 (1965).
- ¹⁶ W. E. Pickett, *Phys. Rev. B* **21**, 3897 (1980).
- ¹⁷ B. W. Hoogenboom, C. Berthod, M. Peter, Ø. Fischer, and A. A. Kordyuk, *Phys. Rev. B* **67**, 224502 (2003).
- ¹⁸ A. Piriou, N. Jenkins, C. Berthod, I. Maggio-Aprile, and Ø. Fischer, to be published.
- ¹⁹ A. Abanov and A. V. Chubukov, *Phys. Rev. B* **61**, R9241 (2000).
- ²⁰ J. F. Zasadzinski, L. Coffey, P. Romano, and Z. Yusof, *Phys. Rev. B* **68**, 180504(R) (2003).
- ²¹ A. V. Chubukov and M. R. Norman, *Phys. Rev. B* **70**, 174505 (2004).
- ²² A. W. Sandvik, D. J. Scalapino, and N. E. Bickers, *Phys. Rev. B* **69**, 094523 (2004).
- ²³ T. P. Devereaux, T. Cuk, Z.-X. Shen, and N. Nagaosa, *Phys. Rev. Lett.* **93**, 117004 (2004); T. Cuk, D. H. Lu, X. Z. Zhou, Z.-X. Shen, T. P. Devereaux, and N. Nagaosa, *Phys. Status Solidi B* **242**, 11 (2005).
- ²⁴ J.-X. Zhu, A. V. Balatsky, T. P. Devereaux, Q. Si, J. Lee, K. McElroy, and J. C. Davis, *Phys. Rev. B* **73**, 014511 (2006).
- ²⁵ F. Onufrieva and P. Pfeuty, *Phys. Rev. Lett.* **102**, 207003 (2009).
- ²⁶ Y. Sidis, S. Pailhès, B. Keimer, P. Bourges, C. Ulrich, and L. P. Regnault, *Phys. Status Solidi B* **241**, 1204 (2004).
- ²⁷ N. Jenkins, Y. Fasano, C. Berthod, I. Maggio-Aprile, A. Piriou, E. Giannini, B. W. Hoogenboom, C. Hess, T. Cren, and Ø. Fischer, *Phys. Rev. Lett.* **103**, 227001 (2009).
- ²⁸ J. Tersoff and D. R. Hamann, *Phys. Rev. Lett.* **50**, 1998 (1983).
- ²⁹ C. J. Chen, *Phys. Rev. B* **42**, 8841 (1990).
- ³⁰ In electron-phonon models, the Migdal argument allows to neglect vertex corrections and obtain an accurate self-consistent theory by replacing \hat{G}_0 in the self-energy by the full \hat{G} (Refs 31 and 32). As there is no such theorem for spin fluctuations, the self-consistent model $\chi_s \hat{G}$ is not necessarily better (*i.e.*, closer to the exact result including all vertex corrections) than the lowest-order model $\chi_s \hat{G}_0$. This issue has been pointed out in the case of the Hubbard model (Ref. 33), and is also well known in the context of the GW approximation for the long-range Coulomb interaction, where the self-consistent version often gives poorer results than the non self-consistent one (Ref. 34). The situation is further complicated if one uses a phenomenological spin susceptibility in Eq. (2), rather than the spin susceptibility calculated using a consistent approximation. No systematic inclusion of vertex corrections is possible in this latter case. Hence the justification of Eq. (2) and of the corresponding self-consistent model (Ref. 25) resides in their ability to properly describe experiments.
- ³¹ A. B. Migdal, *Sov. Phys. JETP* **7**, 996 (1958).
- ³² W. L. McMillan and J. M. Rowell, in *Superconductivity*, edited by R. D. Parks (Dekker, New York, 1969), Vol. 1, p. 561.
- ³³ Y. M. Vil'k and A.-M. S. Tremblay, *J. Phys. I* **7**, 1309 (1997).
- ³⁴ L. Hedin, *J. Phys.: Condens. Matter* **11**, R489 (1999).
- ³⁵ A. K. Rajagopal and S. S. Jha, *Phys. Rev. B* **54**, 4331 (1996); S. S. Jha and A. K. Rajagopal, *Phys. Rev. B* **55**, 15248 (1997).
- ³⁶ P. Pairor, *Phys. Rev. B* **72**, 174519 (2005).
- ³⁷ H. Won and K. Maki, *Phys. Rev. B* **49**, 1397 (1994).
- ³⁸ J. F. Annett, *Adv. Phys.* **39**, 83 (1990).
- ³⁹ Just the opposite happens in electron-phonon models, which are pair breaking in the *d*-wave channel. In electron-phonon models, the self-energy Eq. (2) is replaced by, schematically, $\hat{\Sigma} \propto -g^2 D \hat{\tau}_3 \hat{G}_0 \hat{\tau}_3$ with *g* the electron-phonon coupling and *D* the phonon propagator (Ref. 5). The $\hat{\tau}_3$ matrices appear because phonons couple to the charge density—while spin fluctuations couple to the spin density, and they change the sign of the $\hat{\Sigma}_{12}$ component controlling the gap renormalization.
- ⁴⁰ J. Lee, K. Fujita, K. McElroy, J. A. Slezak, M. Wang, Y. Aiura, H. Bando, M. Ishikado, T. Masui, J. X. Zhu, A. V. Balatsky, H. Eisaki, S. Uchida, and J. C. Davis, *Nature* **442**, 546 (2006).
- ⁴¹ Guo-meng Zhao, *Phys. Rev. B* **75**, 214507 (2007).
- ⁴² P. Bourges, B. Keimer, L. P. Regnault, and Y. Sidis, *J. Supercond.* **13**, 735 (2000).
- ⁴³ L. P. Regnault, P. Bourges, P. Burlet, J. Y. Henry, J. Rossat-Mignod, Y. Sidis, and C. Vettier, *Physica B* **213-214**, 48 (1995).

- ⁴⁴ The 200 K data in Fig. 7 of Ref. 43 can be well fitted to the Lorentzian form used for the spin susceptibility in Eq. (2), namely, $A\{(\Gamma_{sf}/\pi)/[(\omega - \Omega_{sf})^2 + \Gamma_{sf}^2] - (\Gamma_{sf}/\pi)/[(\omega + \Omega_{sf})^2 + \Gamma_{sf}^2]\}$, with the parameters $\Omega_{sf} = 25$ meV, $\Gamma_{sf} = 14$ meV, and $A = 5519$. On the other hand, the momentum width of the spin response was found to be temperature independent. To model the normal state of Bi-2223, we may therefore keep Δq fixed and increase Γ_{sf} to the value of $\Gamma_{sf} = 14$ meV. In the absence of more detailed information, we do not change the value of Ω_{sf} , which now plays the role of the broad maximum in the magnetic response. These new parameters lead to a reduced effective mass $m^*/m = 1.71$ in the normal state as compared to the superconducting state.
- ⁴⁵ P. Romano, L. Ozyuzer, Z. Yusof, C. Kurter, and J. F. Zasadzinski, Phys. Rev. B **73**, 092514 (2006).
- ⁴⁶ M. C. Boyer, W. D. Wise, C. Kamlesh, M. Yi, T. Kondo, T. Takeuchi, H. Ikuta, and E. W. Hudson, Nat. Phys. **3**, 802 (2007).
- ⁴⁷ A. N. Pasupathy, A. Pushp, K. K. Gomes, C. V. Parker, J. Wen, Z. Xu, G. Gu, S. Ono, Y. Ando, and A. Yazdani, Science **320**, 196 (2008).