

The Amoroso Distribution

Gavin E. Crooks

*Physical Biosciences Division,
Lawrence Berkeley National Laboratory,
Berkeley, CA 94720
gecrooks@lbl.gov*

Abstract: Herein, we review the properties of the Amoroso distribution, the natural unification of the gamma and extreme value distribution families. Over 50 distinct, named distributions (and twice as many synonyms) occur as special cases or limiting forms. Consequently, this single simple functional form encapsulates and systematizes an extensive menagerie of interesting and common probability distributions.

Contents

1	The Amoroso distribution family	1
1.1	Special cases: Miscellaneous	2
1.2	Special cases: Positive integer β	5
1.3	Special cases: Negative integer β	10
1.4	Special cases: Extreme order statistics	13
1.5	Properties	16
2	Log-gamma distributions	17
2.1	Special cases	17
2.2	Properties	20
3	Miscellaneous limits	20
A	Index of distributions	22
	References	25

1. The Amoroso distribution family

The **Amoroso** (generalized gamma, Stacy-Mihram) distribution [2, 22] is a four parameter, continuous, univariate, unimodal probability density, with semi-infinite range. The functional form in the most straightforward parameterization is

$$\text{Amoroso}(x|a, \theta, \alpha, \beta) = \frac{1}{\Gamma(\alpha)} \left| \frac{\beta}{\theta} \right| \left(\frac{x-a}{\theta} \right)^{\alpha\beta-1} \exp \left\{ - \left(\frac{x-a}{\theta} \right)^\beta \right\} \quad (1)$$

for $x, a, \theta, \alpha, \beta$ in \mathbb{R} , $\alpha > 0$,
support $x \geq a$ if $\theta > 0$, $x \leq a$ if $\theta < 0$.

The Amoroso distribution was originally developed to model lifetimes [2]. It occurs as the Weibullization of the standard gamma distribution (5) and, with integer α , in extreme value statistics (28). The Amoroso distribution is itself a limiting form of various more general distributions, most notable the generalized beta and generalized beta prime distributions [32].

A useful and important property of the Amoroso distribution is that many common and interesting probability distributions occur as special cases or limits (See Table 1). (Informally, an “interesting distribution” is one that has acquired a name, which generally indicates that the distribution is the solution to one or more interesting problems.) This provides a convenient method for systemizing a significant fraction of the probability distributions that are encountered in practice, provides a consistent parameterization for those distributions, and obviates the need to enumerate the properties (mean, mode, variance, entropy and so on) of each and every specialization.

Notation: The four real parameters of the Amoroso distribution consist of a location parameter a , a scale parameter θ , and two shape parameters, α and β . Whenever these symbols appears in special cases or limiting forms, they refer directly to the parameters of the Amoroso distribution. The shape parameter α is positive, and in many specializations an integer, $\alpha = n$, or half-integer, $\alpha = \frac{k}{2}$. The negation of a standard parameter is indicated by a bar, e.g. $\bar{\beta} = -\beta$. The chi, chi-squared and related distributions are traditionally parameterized with the scale parameter σ , where $\theta = (2\sigma^2)^{1/\beta}$, and σ is the standard deviation of a related normal distribution. Additional alternative parameters are introduced as necessary.

We write $\text{Amoroso}(x|a, \theta, \alpha, \beta)$ for a density function, $\text{Amoroso}(a, \theta, \alpha, \beta)$ for the corresponding random variables, and $X \sim \text{Amoroso}(a, \theta, \alpha, \beta)$ to indicate that two random variables have the same probability distribution [15].

1.1. Special cases: Miscellaneous

Stacy (hyper gamma, generalized Weibull, Nukiyama-Tanasawa, generalized gamma, generalized semi-normal, hydrograph, Leonard hydrograph, transformed gamma) distribution [41, 6]:

$$\begin{aligned} \text{Stacy}(x|\theta, \alpha, \beta) &= \frac{1}{\Gamma(\alpha)} \left| \frac{\beta}{\theta} \right| \left(\frac{x}{\theta} \right)^{\alpha\beta-1} \exp \left\{ - \left(\frac{x}{\theta} \right)^\beta \right\} \\ &= \text{Amoroso}(x|0, \theta, \alpha, \beta) \end{aligned} \quad (2)$$

If we drop the location parameter from Amoroso, then we obtain the Stacy, or generalized gamma distribution, the parent of the gamma family of distributions. If β is negative then the distribution is **generalized inverse gamma**, the parent of various inverse distributions, including the inverse gamma (20) and inverse chi (26).

TABLE 1
The Amoroso family of distributions.

$$\text{Amoroso}(x|a, \theta, \alpha, \beta) = \frac{1}{\Gamma(\alpha)} \left| \frac{\beta}{\theta} \right| \left(\frac{x-a}{\theta} \right)^{\alpha\beta-1} \exp \left\{ - \left(\frac{x-a}{\theta} \right)^\beta \right\}$$

for $x, a, \theta, \alpha, \beta$ in \mathbb{R} , $\alpha > 0$,

k, n positive integers

support $x \geq a$ if $\theta > 0$, $x \leq a$ if $\theta < 0$.

(1)	Amoroso	a	θ	α	β
(2)	Stacy	0	.	.	.
(28)	gen. Fisher-Tippett	.	.	n	.
(29)	Fisher-Tippett	.	.	1	.
(33)	Fréchet	.	.	1	<0
(32)	generalized Fréchet	.	.	n	<0
(25)	scaled inverse chi	0	.	$\frac{1}{2}k$	-2
(26)	inverse chi	0	$\frac{1}{\sqrt{2}}$	$\frac{1}{2}k$	-2
(27)	inverse Rayleigh	0	.	1	-2
(19)	Pearson type V	.	.	.	-1
(20)	inverse gamma	0	.	.	-1
(23)	scaled inverse chi-square	0	.	$\frac{1}{2}k$	-1
(24)	inverse chi-square	0	$\frac{1}{2}$	$\frac{1}{2}k$	-1
(22)	Lévy	.	.	$\frac{1}{2}$	-1
(21)	inverse exponential	0	.	1	-1
(7)	Pearson type III	.	.	.	1
(5)	gamma	0	.	.	1
(5)	Erlang	0	>0	n	1
(6)	standard gamma	0	1	.	1
(13)	scaled chi-square	0	.	$\frac{1}{2}k$	1
(12)	chi-square	0	2	$\frac{1}{2}k$	1
(9)	shifted exponential	.	.	1	1
(8)	exponential	0	.	1	1
(8)	standard exponential	0	1	1	1
(5)	Wien	0	.	4	1
(10)	Nakagami	.	.	.	2
(15)	scaled chi	0	.	$\frac{1}{2}k$	2
(14)	chi	0	$\sqrt{2}$	$\frac{1}{2}k$	2
(11)	half-normal	0	.	$\frac{1}{2}$	2
(16)	Rayleigh	0	.	1	2
(17)	Maxwell	0	.	$\frac{3}{2}$	2
(18)	Wilson-Hilferty	0	.	.	3
(30)	generalized Weibull	.	.	n	>0
(31)	Weibull	.	.	1	>0
(4)	pseudo-Weibull	.	.	$1 + \frac{1}{\beta}$	>0
(3)	stretched exponential	0	.	1	>0
<u>Limits</u>					
(34)	log-gamma	.	.	.	$\lim_{\beta \rightarrow \infty}$
(44)	power law	.	.	$\frac{1-p}{\beta}$	$\lim_{\beta \rightarrow 0}$
(42)	log-normal	.	.	$\frac{1}{(\beta\sigma)^2}$	$\lim_{\beta \rightarrow 0}$
(43)	normal	.	.	.	$\lim_{\alpha \rightarrow \infty}$

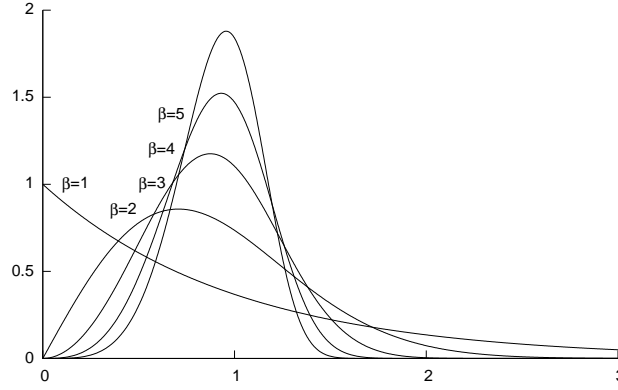


FIG 1. Amoroso($x|0, 1, 1, \beta$), *stretched exponential*

The Stacy distribution is obtained as the positive even powers, modulus, and powers of the modulus of a centered, normal random variable (43),

$$\text{Stacy} \left((2\sigma^2)^{\frac{1}{\beta}}, \frac{1}{2}, \beta \right) \sim \left| \text{Normal}(0, \sigma) \right|^{\frac{2}{\beta}}$$

and as powers of the sum of squares of k centered, normal random variables.

$$\text{Stacy} \left((2\sigma^2)^{\frac{1}{\beta}}, \frac{1}{2}k, \beta \right) \sim \left(\sum_{i=1}^k (\text{Normal}(0, \sigma))^2 \right)^{\frac{1}{\beta}}$$

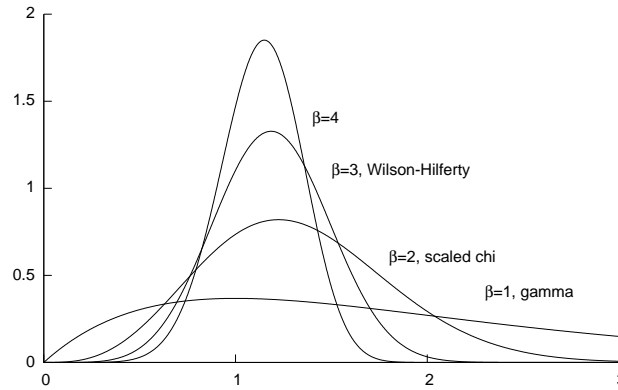
Stretched exponential distribution [27]:

$$\begin{aligned} \text{StretchedExp}(x|\theta, \beta) &= \frac{\beta}{|\theta|} \left(\frac{x}{\theta} \right)^{\beta-1} \exp \left\{ - \left(\frac{x}{\theta} \right)^{\beta} \right\} & (3) \\ &\text{for } \beta > 0 \\ &= \text{Weibull}(x|0, \theta, \beta) \\ &= \text{Amoroso}(x|0, \theta, 1, \beta) \end{aligned}$$

Stretched exponentials are an alternative to power laws for modeling fat tailed distributions. For $\beta = 1$ we recover the exponential distribution (8), and $\beta = 0$ a power law distribution (44).

Pseudo-Weibull distribution [44]:

$$\begin{aligned} \text{PseudoWeibull}(x|\theta, \beta) &= \frac{1}{\Gamma(1 + \frac{1}{\beta})} \frac{\beta}{|\theta|} \left(\frac{x}{\theta} \right)^{\beta} \exp \left\{ - \left(\frac{x}{\theta} \right)^{\beta} \right\} & (4) \\ &\text{for } \beta > 0 \\ &= \text{Amoroso}(x|0, \theta, 1 + \frac{1}{\beta}, \beta) \end{aligned}$$

FIG 2. Amoroso($x|0, 1, 2, \beta$)

Proposed as another model of failure times.

1.2. Special cases: Positive integer β

Gamma (Γ) distribution [35, 36, 22] :

$$\begin{aligned}
 \text{Gamma}(x|\theta, \alpha) &= \frac{1}{\Gamma(\alpha)|\theta|} \left(\frac{x}{\theta}\right)^{\alpha-1} \exp\left\{-\frac{x}{\theta}\right\} \\
 &= \text{PearsonIII}(x|0, \theta, \alpha) \\
 &= \text{Stacy}(x|\theta, \alpha, 1) \\
 &= \text{Amoroso}(x|0, \theta, \alpha, 1)
 \end{aligned} \tag{5}$$

The name of this distribution derives from the normalization constant. The gamma distribution often appear as a solution to problems in statistical physics. For example, the energy density of a classical ideal gas; or the **Wien** (Vienna) distribution $\text{Wien}(x|T) = \text{Gamma}(x|T, 4)$, an approximation to the relative intensity of black body radiation as a function of the frequency. The **Erlang** (m-Erlang) distribution [8] is a gamma distribution with integer α , which models the waiting time to observe α events from a Poisson process with rate $1/\theta$ ($\theta > 0$).

Gamma distributions obey an addition property:

$$\text{Gamma}(\theta, \alpha_1) + \text{Gamma}(\theta, \alpha_2) \sim \text{Gamma}(\theta, \alpha_1 + \alpha_2)$$

The sum of two independent, gamma distributed random variables (with common θ 's, but possibly different α 's) is again a gamma random variable [22].

Standard gamma (standard Amoroso) distribution [22]:

$$\text{StdGamma}(x|\alpha) = \frac{1}{\Gamma(\alpha)} x^{\alpha-1} e^{-x} \tag{6}$$

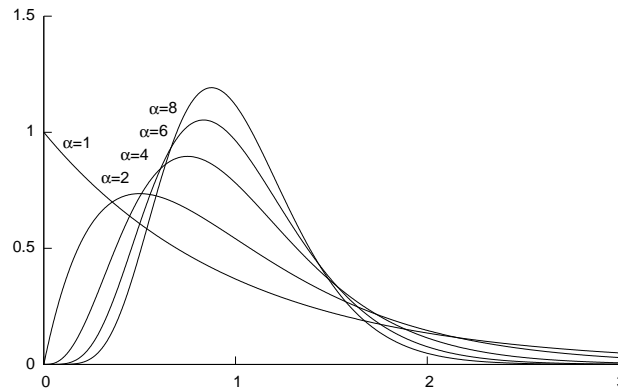


FIG 3. $\text{Gamma}(x|\frac{1}{\alpha}, \alpha)$ (unit variance)

The Amoroso distribution can be obtained from the standard gamma distribution by the Weibull change of variables, $x \mapsto \left(\frac{x-a}{\theta}\right)^\beta$.

$$\text{Amoroso}(a, \theta, \alpha, \beta) \sim a + \theta \left[\text{StdGamma}(\alpha) \right]^{1/\beta}$$

Pearson type III distribution [36, 22]:

$$\begin{aligned} \text{PearsonIII}(x|a, \theta, \alpha) &= \frac{1}{\Gamma(\alpha)|\theta|} \left(\frac{x-a}{\theta}\right)^{\alpha-1} \exp\left\{-\left(\frac{x-a}{\theta}\right)\right\} \\ &= \text{Amoroso}(x|a, \theta, \alpha, 1) \end{aligned} \quad (7)$$

The gamma distribution with a location parameter.

Exponential (Pearson type X, waiting time, negative exponential) distribution [22]:

$$\begin{aligned} \text{Exp}(x|\theta) &= \frac{1}{|\theta|} \exp\left\{-\frac{x}{\theta}\right\} \\ &= \text{Gamma}(x|\theta, 1) \\ &= \text{Amoroso}(x|0, \theta, 1, 1) \end{aligned} \quad (8)$$

An important property of the exponential distribution is that it is memoryless: the conditional probability given that $x > c$, where c is a positive content, is again an exponential distribution with the same scale parameter. The only other distribution with this property is the geometric distribution [9], the discrete analog of the exponential distribution. With $\theta = 1$ we obtain a **standard exponential** distribution. See also shifted exponential (9), stretched exponential (3) and inverse exponential (21).

Shifted exponential distribution [22]:

$$\begin{aligned} \text{ShiftExp}(x|a, \theta) &= \frac{1}{|\theta|} \exp \left\{ - \left(\frac{x-a}{\theta} \right) \right\} \\ &= \text{PearsonIII}(x|a, \theta, 1) \\ &= \text{Amoroso}(x|a, \theta, 1, 1) \end{aligned} \quad (9)$$

The exponential distribution with a location parameter.

Nakagami (generalized normal, Nakagami-m) distribution [34]:

$$\begin{aligned} \text{Nakagami}(x|a, \theta, m) &= \frac{2}{\Gamma(\frac{m}{2})|\theta|} \left(\frac{x-a}{\theta} \right)^{m-1} \exp \left\{ - \left(\frac{x-a}{\theta} \right)^2 \right\} \\ &= \text{Amoroso}(x|a, \theta, \frac{m}{2}, 2) \end{aligned} \quad (10)$$

Used to model attenuation of radio signals that reach a receiver by multiple paths [34].

Half-normal (semi-normal, positive definite normal, one-sided normal) distribution [22]:

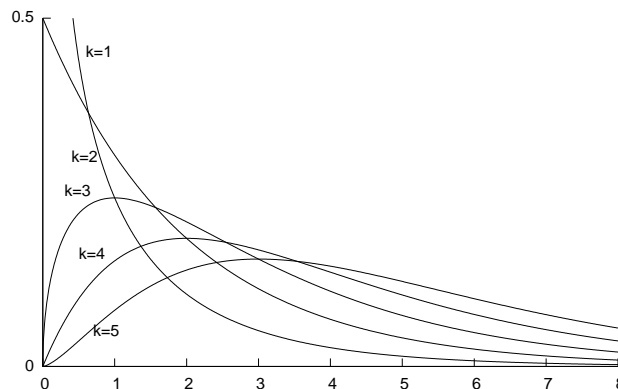
$$\begin{aligned} \text{HalfNormal}(x|\sigma) &= \frac{2}{\sqrt{2\pi\sigma^2}} \exp \left\{ - \left(\frac{x^2}{2\sigma^2} \right) \right\} \\ &= \text{ScaledChi}(x|\sigma, 1) \\ &= \text{Stacy}(x|\sqrt{2\sigma^2}, \frac{1}{2}, 2) \\ &= \text{Amoroso}(x|0, \sqrt{2\sigma^2}, \frac{1}{2}, 2) \end{aligned} \quad (11)$$

The modulus of a normal distribution with zero mean and variance σ^2 .

Chi-square (χ^2) distribution [11, 22]:

$$\begin{aligned} \text{ChiSqr}(x|k) &= \frac{1}{2\Gamma(\frac{k}{2})} \left(\frac{x}{2} \right)^{\frac{k}{2}-1} \exp \left\{ - \left(\frac{x}{2} \right) \right\} \\ &\quad \text{for positive integer } k \\ &= \text{Gamma}(x|2, \frac{k}{2}) \\ &= \text{Stacy}(x|2, \frac{k}{2}, 1) \\ &= \text{Amoroso}(x|0, 2, \frac{k}{2}, 1) \end{aligned} \quad (12)$$

The distribution of a sum of squares of k independent standard normal random variables. The chi-square distribution is important for statistical hypothesis testing in the frequentist approach to statistical inference.

FIG 4. ChiSqr($x|k$)

Scaled chi-square distribution [28]:

$$\text{ScaledChiSqr}(x|\sigma, k) = \frac{1}{2\sigma^2\Gamma(\frac{k}{2})} \left(\frac{x}{2\sigma^2}\right)^{\frac{k}{2}-1} \exp\left\{-\left(\frac{x}{2\sigma^2}\right)\right\} \quad (13)$$

for positive integer k

$$= \text{Stacy}(x|2\sigma^2, \frac{k}{2}, 1)$$

$$= \text{Gamma}(x|2\sigma^2, \frac{k}{2})$$

$$= \text{Amoroso}(x|0, 2\sigma^2, \frac{k}{2}, 1)$$

The distribution of a sum of squares of k independent normal random variables with variance σ^2 .

Chi (χ) distribution [22]:

$$\text{Chi}(x|k) = \frac{\sqrt{2}}{\Gamma(\frac{k}{2})} \left(\frac{x}{\sqrt{2}}\right)^{k-1} \exp\left\{-\left(\frac{x^2}{2}\right)\right\} \quad (14)$$

for positive integer k

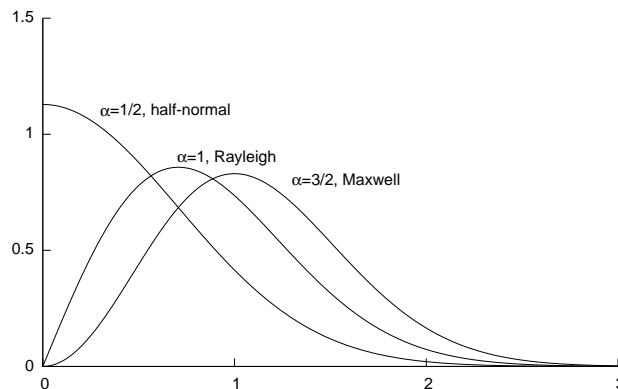
$$= \text{ScaledChi}(x|1, k)$$

$$= \text{Stacy}(x|\sqrt{2}, \frac{k}{2}, 2)$$

$$= \text{Amoroso}(x|0, \sqrt{2}, \frac{k}{2}, 2)$$

The root-mean-square of k independent standard normal variables, or the square root of a chi-square random variable.

$$\text{Chi}(k) \sim \sqrt{\text{ChiSqr}(k)}$$

FIG 5. Amoro(x|0, 1, α , 2)

Scaled chi (generalized Rayleigh) distribution [33, 22]:

$$\begin{aligned} \text{ScaledChi}(x|\sigma, k) &= \frac{2}{\Gamma(\frac{k}{2})\sqrt{2\sigma^2}} \left(\frac{x}{\sqrt{2\sigma^2}}\right)^{k-1} \exp\left\{-\left(\frac{x^2}{2\sigma^2}\right)\right\} \\ &\quad \text{for positive integer } k \\ &= \text{Stacy}(x|\sqrt{2\sigma^2}, \frac{k}{2}, 2) \\ &= \text{Amoro}(x|0, \sqrt{2\sigma^2}, \frac{k}{2}, 2) \end{aligned} \quad (15)$$

The root-mean-square of k independent and identically distributed normal variables with zero mean and variance σ^2 .

Rayleigh distribution [42, 22]:

$$\begin{aligned} \text{Rayleigh}(x|\sigma) &= \frac{1}{\sigma^2} x \exp\left\{-\left(\frac{x^2}{2\sigma^2}\right)\right\} \\ &= \text{ScaledChi}(x|\sigma, 2) \\ &= \text{Stacy}(x|\sqrt{2\sigma^2}, 1, 2) \\ &= \text{Amoro}(x|0, \sqrt{2\sigma^2}, 1, 2) \end{aligned} \quad (16)$$

The root-mean-square of two independent and identically distributed normal variables with zero mean and variance σ^2 . For instance, wind speeds are approximately Rayleigh distributed, since the horizontal components of the velocity are approximately normal, and the vertical component is typically small [24].

Maxwell (Maxwell-Boltzmann, Maxwell speed) distribution [30, 1]:

$$\begin{aligned} \text{Maxwell}(x|\sigma) &= \frac{\sqrt{2}}{\sqrt{\pi}\sigma^3} x^2 \exp\left\{-\left(\frac{x^2}{2\sigma^2}\right)\right\} \\ &= \text{ScaledChi}(x|\sigma, 3) \\ &= \text{Stacy}(x|\sqrt{2\sigma^2}, \frac{3}{2}, 2) \\ &= \text{Amoroso}(x|0, \sqrt{2\sigma^2}, \frac{3}{2}, 2) \end{aligned} \quad (17)$$

The speed distribution of molecules in thermal equilibrium. The root-mean-square of three independent and identically distributed normal variables with zero mean and variance σ^2 .

Wilson-Hilferty distribution [47, 22]:

$$\begin{aligned} \text{WilsonHilferty}(x|\theta, \alpha) &= \frac{3}{\Gamma(\alpha)|\theta|} \left(\frac{x}{\theta}\right)^{3\alpha-1} \exp\left\{-\left(\frac{x}{\theta}\right)^3\right\} \\ &= \text{Stacy}(x|\theta, \alpha, 3) \\ &= \text{Amoroso}(x|0, \theta, \alpha, 3) \end{aligned} \quad (18)$$

The cube root of a gamma variable follows the Wilson-Hilferty distribution [47], which has been used to approximate a normal distribution if α is not too small. A related approximation using quartic roots of gamma variables [19] leads to Amoroso($x|0, \theta, \alpha, 4$).

1.3. Special cases: Negative integer β

Pearson type V distribution [37]:

$$\begin{aligned} \text{PearsonV}(x|a, \theta, \alpha) &= \frac{1}{\Gamma(\alpha)|\theta|} \left(\frac{\theta}{x-a}\right)^{\alpha+1} \exp\left\{-\left(\frac{\theta}{x-a}\right)\right\} \\ &= \text{Amoroso}(x|a, \theta, \alpha, -1) \end{aligned} \quad (19)$$

With negative β we obtain various “inverse” distributions related to distributions with positive β by the reciprocal transformation $(\frac{x-a}{\theta}) \mapsto (\frac{\theta}{x-a})$. Pearson’s type V is the inverse of Pearson’s type III distribution.

Inverse gamma (Vinci) distribution [22]:

$$\begin{aligned} \text{InvGamma}(x|\theta, \alpha) &= \frac{1}{\Gamma(\alpha)|\theta|} \left(\frac{\theta}{x}\right)^{\alpha+1} \exp\left\{-\left(\frac{\theta}{x}\right)\right\} \\ &= \text{Stacy}(x|\theta, \alpha, -1) \\ &= \text{PearsonV}(x|0, \theta, \alpha) \\ &= \text{Amoroso}(x|0, \theta, \alpha, -1) \end{aligned} \quad (20)$$

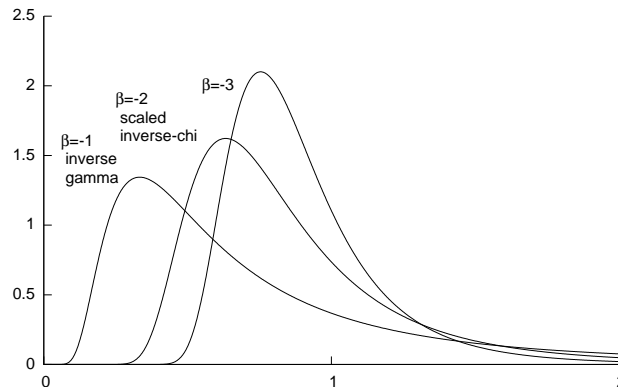


FIG 6. $\text{Amoroso}(x|0, 1, 2, \beta)$, *negative* β .

Occurs as the conjugate prior for an exponential distribution's scale parameter [22], or the prior for variance of a normal distribution with known mean [15].

Inverse exponential distribution [25]:

$$\begin{aligned}
 \text{InvExp}(x|\theta) &= \frac{|\theta|}{x^2} \exp\left\{-\left(\frac{\theta}{x}\right)\right\} \\
 &= \text{InvGamma}(x|\theta, 1) \\
 &= \text{Stacy}(x|\theta, 1, -1) \\
 &= \text{Amoroso}(x|0, \theta, 1, -1)
 \end{aligned}
 \tag{21}$$

Note that the name “inverse exponential” is occasionally used for the ordinary exponential distribution (8).

Lévy distribution (van der Waals profile) [10]:

$$\begin{aligned}
 \text{Lévy}(x|a, c) &= \sqrt{\frac{c}{2\pi}} \frac{1}{(x-a)^{3/2}} \exp\left\{-\frac{c}{2(x-a)}\right\} \\
 &= \text{PearsonV}(x|a, \frac{c}{2}, \frac{1}{2}) \\
 &= \text{Amoroso}(x|a, \frac{c}{2}, \frac{1}{2}, -1)
 \end{aligned}
 \tag{22}$$

The Lévy distribution is notable for being stable: a linear combination of identically distributed Lévy distributions is again a Lévy distribution. The other stable distributions with analytic forms are the normal distribution (43), which is also a limit of the Amoroso distribution, and the Cauchy distribution [22], which is not. Lévy distributions describe first passage times in one dimensional Brownian diffusion [10].

Scaled inverse chi-square distribution [15]:

$$\begin{aligned} \text{ScaledInvChiSqr}(x|\sigma, k) &= \frac{2\sigma^2}{\Gamma(\frac{k}{2})} \left(\frac{1}{2\sigma^2 x} \right)^{\frac{k}{2}+1} \exp \left\{ - \left(\frac{1}{2\sigma^2 x} \right) \right\} \quad (23) \\ &\text{for positive integer } k \\ &= \text{InvGamma}(x|\frac{1}{2\sigma^2}, \frac{k}{2}) \\ &= \text{PearsonV}(x|0, \frac{1}{2\sigma^2}, \frac{k}{2}) \\ &= \text{Stacy}(x|\frac{1}{2\sigma^2}, \frac{k}{2}, -1) \\ &= \text{Amoroso}(x|0, \frac{1}{2\sigma^2}, \frac{k}{2}, -1) \end{aligned}$$

A special case of the inverse gamma distribution with half-integer α . Used as a prior for variance parameters in normal models [15].

Inverse chi-square distribution [15]:

$$\begin{aligned} \text{InvChiSqr}(x|k) &= \frac{2}{\Gamma(\frac{k}{2})} \left(\frac{1}{2x} \right)^{\frac{k}{2}+1} \exp \left\{ - \left(\frac{1}{2x} \right) \right\} \quad (24) \\ &\text{for positive integer } k \\ &= \text{ScaledInvChiSqr}(x|1, k) \\ &= \text{InvGamma}(x|\frac{1}{2}, \frac{k}{2}) \\ &= \text{PearsonV}(x|0, \frac{1}{2}, \frac{k}{2}) \\ &= \text{Stacy}(x|\frac{1}{2}, \frac{k}{2}, -1) \\ &= \text{Amoroso}(x|0, \frac{1}{2}, \frac{k}{2}, -1) \end{aligned}$$

A standard scaled inverse chi-square distribution.

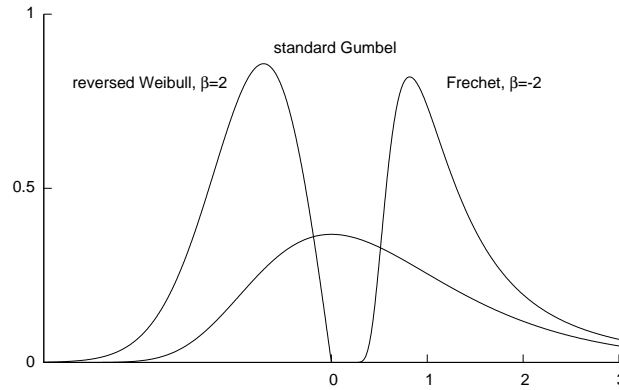
Scaled inverse chi distribution [28]:

$$\begin{aligned} \text{ScaledInvChi}(x|\sigma, k) &= \frac{2\sqrt{2\sigma^2}}{\Gamma(\frac{k}{2})} \left(\frac{1}{\sqrt{2\sigma^2} x} \right)^{k+1} \exp \left\{ - \left(\frac{1}{2\sigma^2 x^2} \right) \right\} \quad (25) \\ &= \text{Stacy}(x|\frac{1}{\sqrt{2\sigma^2}}, \frac{k}{2}, -2) \\ &= \text{Amoroso}(x|0, \frac{1}{\sqrt{2\sigma^2}}, \frac{k}{2}, -2) \end{aligned}$$

Used as a prior for the standard deviation of a normal distribution.

Inverse chi distribution [28]:

$$\begin{aligned} \text{InvChi}(x|k) &= \frac{2\sqrt{2}}{\Gamma(\frac{k}{2})} \left(\frac{1}{\sqrt{2} x} \right)^{k+1} \exp \left\{ - \left(\frac{1}{2x^2} \right) \right\} \quad (26) \\ &= \text{Stacy}(x|\frac{1}{\sqrt{2}}, \frac{k}{2}, -2) \\ &= \text{Amoroso}(x|0, \frac{1}{\sqrt{2}}, \frac{k}{2}, -2) \end{aligned}$$

FIG 7. *Extreme value distributions*

The standard inverse chi distribution.

Inverse Rayleigh distribution [9]:

$$\begin{aligned} \text{InvRayleigh}(x|\sigma) &= 2\sqrt{2\sigma^2} \left(\frac{1}{\sqrt{2\sigma^2}x} \right)^3 \exp \left\{ - \left(\frac{1}{2\sigma^2 x^2} \right) \right\} \\ &= \text{Stacy}(x|\frac{1}{\sqrt{2\sigma^2}}, 1, -2) \\ &= \text{Amoroso}(x|0, \frac{1}{\sqrt{2\sigma^2}}, 1, -2) \end{aligned} \quad (27)$$

The inverse Rayleigh distribution has been used to model failure time [43].

1.4. *Special cases: Extreme order statistics*

Generalized Fisher-Tippett distribution [40, 3]:

$$\begin{aligned} \text{GenFisherTippett}(x|a, \omega, n, \beta) &= \frac{n^n}{\Gamma(n)} \left| \frac{\beta}{\omega} \right| \left(\frac{x-a}{\omega} \right)^{n\beta-1} \exp \left\{ -n \left(\frac{x-a}{\omega} \right)^\beta \right\} \\ &\quad \text{for positive integer } n \\ &= \text{Amoroso}(x|a, \omega/n^{\frac{1}{\beta}}, n, \beta) \end{aligned} \quad (28)$$

If we take N samples from a probability distribution, then asymptotically for large N and $n \ll N$, the distribution of the n th largest (or smallest) sample follows a generalized Fisher-Tippett distribution. The parameter β depends on the tail behavior of the sampled distribution. Roughly speaking, if the tail is unbounded and decays exponentially then β limits to ∞ , if the tail scales as a power law then $\beta < 0$, and if the tail is finite $\beta > 0$ [17]. In these three limits we obtain the Gumbel (39, 38), Fréchet (33, 32) and Weibull (31,30) families

of extreme value distribution (Extreme value distributions types I, II and III) respectively. If β/ω is negative we obtain distributions for the n th maxima, if positive then the n th minima.

Fisher-Tippett (Generalized extreme value, GEV, von Mises-Jenkinson, von Mises extreme value) distribution [12, 45, 17, 23]:

$$\begin{aligned} \text{FisherTippett}(x|a, \omega, \beta) &= \left| \frac{\beta}{\omega} \right| \left(\frac{x-a}{\omega} \right)^{\beta-1} \exp \left\{ - \left(\frac{x-a}{\omega} \right)^{\beta} \right\} \\ &= \text{GenFisherTippett}(x|a, \omega, 1, \beta) \\ &= \text{Amoroso}(x|a, \omega, 1, \beta) \end{aligned} \quad (29)$$

The asymptotic distribution of the extreme value from a large sample. The superclass of type I, II and III (Gumbel, Fréchet, Weibull) extreme value distributions [45]. This is the distribution for maximum values with $\beta/\omega < 0$ and minimum values for $\beta/\omega > 0$.

The maximum of two Fisher-Tippett random variables (minimum if $\beta/\omega > 0$) is again a Fisher-Tippett random variable.

$$\begin{aligned} &\max \left[\text{FisherTippett}(a, \omega_1, \beta), \text{FisherTippett}(a, \omega_2, \beta) \right] \\ &\sim \text{FisherTippett}\left(a, \frac{(\omega_1^\beta + \omega_2^\beta)^{1/\beta}}{\omega_1 \omega_2}, \beta\right) \end{aligned}$$

This follows because taking the maximum of two random variables is equivalent to multiplying their cumulative distribution functions, and the Fisher-Tippett cumulative distribution function is $\exp \left\{ - \left(\frac{x-a}{\omega} \right)^{\beta} \right\}$.

Generalized Weibull distribution [40, 3]:

$$\begin{aligned} \text{GenWeibull}(x|a, \omega, n, \beta) &= \frac{n^n}{\Gamma(n)} \frac{\beta}{|\omega|} \left(\frac{x-a}{\omega} \right)^{n\beta-1} \exp \left\{ -n \left(\frac{x-a}{\omega} \right)^{\beta} \right\} \\ &\text{for } \beta > 0 \\ &= \text{GenFisherTippett}(x|a, \omega, n, \beta) \\ &= \text{Amoroso}(x|a, \omega/n^{\frac{1}{\beta}}, n, \beta) \end{aligned} \quad (30)$$

The limiting distribution of the n th smallest value of a large number of identically distributed random variables that are at least a . If ω is negative we obtain the distribution of the n th largest value.

Weibull (Fisher-Tippett type III, Gumbel type III, Rosin-Rammler, Rosin-Rammler-Weibull, extreme value type III, Weibull-Gnedenko) distribution [46,

23]:

$$\begin{aligned} \text{Weibull}(x|a, \omega, \beta) &= \frac{\beta}{|\omega|} \left(\frac{x-a}{\omega} \right)^{\beta-1} \exp \left\{ - \left(\frac{x-a}{\omega} \right)^\beta \right\} \\ &\text{for } \beta > 0 \\ &= \text{FisherTippett}(x|a, \omega, \beta) \\ &= \text{Amoroso}(x|a, \omega, 1, \beta) \end{aligned} \quad (31)$$

This is the limiting distribution of the minimum of a large number of identically distributed random variables that are at least a . If ω is negative we obtain a **reversed Weibull** (extreme value type III) distribution for maxima. Special cases of the Weibull distribution include the exponential ($\beta = 1$) and Rayleigh ($\beta = 2$) distributions.

Generalized Fréchet distribution [40, 3]:

$$\begin{aligned} \text{GenFréchet}(x|a, \omega, n, \bar{\beta}) &= \frac{n^n}{\Gamma(n)} \frac{\bar{\beta}}{|\omega|} \left(\frac{x-a}{\omega} \right)^{-n\bar{\beta}-1} \exp \left\{ -n \left(\frac{x-a}{\omega} \right)^{-\bar{\beta}} \right\} \\ &\text{for } \bar{\beta} > 0 \\ &= \text{GenFisherTippett}(x|a, \omega, n, -\bar{\beta}) \\ &= \text{Amoroso}(x|a, \omega/n^{\frac{1}{\bar{\beta}}}, n, -\bar{\beta}), \end{aligned} \quad (32)$$

The limiting distribution of the n th largest value of a large number identically distributed random variables whose moments are not all finite and are bounded from below by a . (If the shape parameter ω is negative then minimum rather than maxima.)

Fréchet (extreme value type II, Fisher-Tippett type II, Gumbel type II, inverse Weibull) distribution [13, 17]:

$$\begin{aligned} \text{Fréchet}(x|a, \omega, \bar{\beta}) &= \frac{\bar{\beta}}{|\omega|} \left(\frac{x-a}{\omega} \right)^{-\bar{\beta}-1} \exp \left\{ - \left(\frac{x-a}{\omega} \right)^{-\bar{\beta}} \right\} \\ &\text{for } \bar{\beta} > 0 \\ &= \text{FisherTippett}(x|a, \omega, -\bar{\beta}) \\ &= \text{Amoroso}(x|a, \omega, 1, -\bar{\beta}) \end{aligned} \quad (33)$$

The limiting distribution of the largest of a large number identically distributed random variables whose moments are not all finite and are bounded from below by a . (If the shape parameter ω is negative then minimum rather than maxima.) Special cases of the Fréchet distribution include the inverse exponential ($\bar{\beta} = 1$) and inverse Rayleigh ($\bar{\beta} = 2$) distributions.

1.5. Properties

support	$x \geq a$	$\theta > 0$
	$x \leq a$	$\theta < 0$
cdf	$1 - Q(\alpha, (\frac{x-a}{\theta})^\beta)$	$\frac{\beta}{\theta} > 0$
	$Q(\alpha, (\frac{x-a}{\theta})^\beta)$	$\frac{\beta}{\theta} < 0$
mode	$a + \theta(\alpha - \frac{1}{\beta})^{\frac{1}{\beta}}$	$\alpha\beta \geq 1$
	a	$\alpha\beta \leq 1$
std. moments	$\frac{\Gamma(\alpha + \frac{r}{\beta})}{\Gamma(\alpha)} \quad (a = 0, \theta = 1)$	$\alpha + \frac{r}{\beta} \geq 0$
mean	$a + \theta \frac{\Gamma(\alpha + \frac{1}{\beta})}{\Gamma(\alpha)}$	$\alpha + \frac{1}{\beta} \geq 0$
variance	$\theta^2 \left[\frac{\Gamma(\alpha + \frac{2}{\beta})}{\Gamma(\alpha)} - \frac{\Gamma(\alpha + \frac{1}{\beta})^2}{\Gamma(\alpha)^2} \right]$	$\alpha + \frac{2}{\beta} \geq 0$
entropy	$\ln \frac{\theta\Gamma(\alpha)}{ \beta } + \alpha + \left(\frac{1}{\beta} - \alpha \right) \psi(\alpha)$	[6]

Here, cdf is the cumulative distribution function, $Q(\alpha, x) = \Gamma(\alpha, x)/\Gamma(\alpha)$ is the regularized gamma function [1], $\Gamma(\alpha, x) = \int_x^\infty t^{\alpha-1} e^{-t} dt$ is the incomplete gamma integral [1], and $\psi(x) = \frac{d}{dx} \ln \Gamma(x)$ is the digamma function [1], the logarithmic derivative of the gamma function. Important special cases and limits include $\Gamma(\frac{1}{2}) = \sqrt{\pi}$, $\Gamma(\frac{1}{2}, x) = \sqrt{\pi} \operatorname{erfc}(\sqrt{x})$ and $\Gamma(1, x) = \exp(-x)$. The derivative of the regularized gamma function is $\frac{d}{dx} Q(\alpha, x) = -\frac{1}{\Gamma(\alpha)} x^{\alpha-1} e^{-x}$.

The profile of the Amoroso distribution is bell shaped for $\alpha\beta \geq 1$, and otherwise L- or J- shaped with the mode at the boundary. The moments are undefined if the side conditions are not satisfied. Expressions for skew and kurtosis are not simple, but can be deduced from the moments if necessary.

The Amoroso distribution can be obtained from the standard gamma distribution (6) with the change of variables, $x \mapsto (\frac{x-a}{\theta})^\beta$. Therefore, Amoroso random numbers can be obtained by sampling from the standard gamma distribution, for instance using the Marsaglia-Tsang fast gamma method [29] and applying the appropriate transformation [26].

2. Log-gamma distributions

The **log-gamma** (Coale-McNeil, gamma-exponential) distribution [4, 39, 23] is a three parameter, continuous, univariate, unimodal probability density with infinite range. The functional form in the most straightforward parameterization is

$$\begin{aligned} \text{LogGamma}(x|\nu, \lambda, \alpha) &= \frac{1}{\Gamma(\alpha)|\lambda|} \exp \left\{ \alpha \left(\frac{x - \nu}{\lambda} \right) - \exp \left(\frac{x - \nu}{\lambda} \right) \right\} \quad (34) \\ &\text{for } x, \nu, \lambda, \alpha, \text{ in } \mathbb{R}, \alpha > 0, \\ &\text{support } -\infty \leq x \leq \infty \end{aligned}$$

The three real parameters consist of a location parameter ν , a scale parameter λ , and a shape parameter α , which is inherited directly from the Amoroso distribution.

The name “log-gamma” arises because the standard log-gamma distribution is the logarithmic transform of the standard gamma distribution

$$\begin{aligned} \text{StdLogGamma}(\alpha) &\sim \ln \left(\text{StdGamma}(\alpha) \right) \\ \text{LogGamma}(\nu, \lambda, \alpha) &\sim \ln \left(\text{Amoroso}(0, e^\nu, \alpha, \frac{1}{\lambda}) \right) \end{aligned}$$

Note that this naming convention is the opposite of that used for the log-normal distribution (42). The name “log-gamma” has also been used for the antilog transform of the generalized gamma distribution, which leads to the unit-gamma distribution [18].

The log-gamma distribution is a limit of the Amoroso distribution (1), and itself has a number of important limits and special cases (Table II), which we will discuss below.

$$\begin{aligned} \text{LogGamma}(x|\nu, \lambda, \alpha) & \quad (35) \\ &= \lim_{\beta \rightarrow \infty} \frac{1}{\Gamma(\alpha)|\lambda|} \left(1 + \frac{1}{\beta} \frac{x - \nu}{\lambda} \right)^{\alpha\beta - 1} \exp \left\{ - \left(1 + \frac{1}{\beta} \frac{x - \nu}{\lambda} \right)^\beta \right\} \\ &= \lim_{\beta \rightarrow \infty} \text{Amoroso}(\nu - \beta\lambda, \beta\lambda, \alpha, \beta) \end{aligned}$$

Recall that $\lim_{\beta \rightarrow \infty} \left(1 + \frac{x}{\beta} \right)^\beta = \exp(x)$.

2.1. Special cases

Standard log-gamma distribution:

$$\begin{aligned} \text{StdLogGamma}(x|\alpha) &= \frac{1}{\Gamma(\alpha)} \exp \{ \alpha x - \exp(x) \} \quad (36) \\ &= \text{LogGamma}(x|0, 1, \alpha) \end{aligned}$$

TABLE 2
The log-gamma family of distributions.

$$\begin{aligned} & \text{LogGamma}(x|\nu, \lambda, \alpha) \\ &= \frac{1}{\Gamma(\alpha)|\lambda|} \exp \left\{ \alpha \left(\frac{x-\nu}{\lambda} \right) - \exp \left(\frac{x-\nu}{\lambda} \right) \right\} \\ & \quad \text{for } x, \nu, \lambda, \alpha, \text{ in } \mathbb{R}, \alpha > 0, \\ & \quad \text{support } -\infty \leq x \leq \infty \end{aligned}$$

(34)	log-gamma	ν	λ	α	
(36)	standard log-gamma	0	1	α	
(37)	log-chi-square	$\ln 2$	1	$\frac{k}{2}$	
(38)	generalized Gumbel	.	.	n	
(39)	Gumbel	.	.	1	
(41)	BHP	.	.	$\frac{\pi}{2}$	
(40)	standard Gumbel	0	-1	1	
	<u>Limits</u>				
(43)	normal	.	.	α	$\lim_{\alpha \rightarrow \infty}$

The log-gamma distribution with zero location and unit scale.

Log-chi-square distribution [28]:

$$\begin{aligned} \text{LogChiSqr}(x|k) &= \frac{1}{2^{\frac{k}{2}} \Gamma(\frac{k}{2})} \exp \left\{ \frac{k}{2} x - \frac{1}{2} \exp(x) \right\} \\ & \quad \text{for positive integer } k \\ &= \text{LogGamma}(x | \ln 2, 1, \frac{k}{2}) \end{aligned} \tag{37}$$

The logarithmic transform of the chi-square distribution (12).

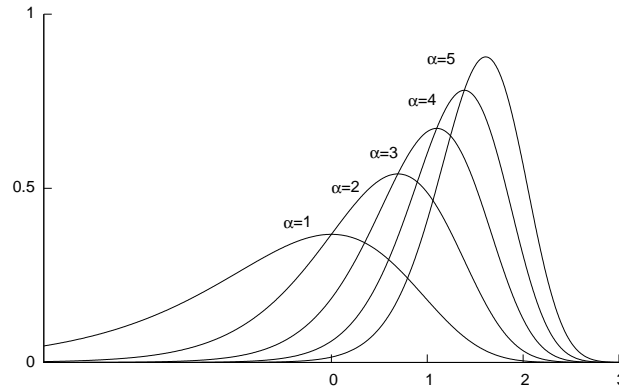
Generalized Gumbel distribution [17, 23]:

$$\begin{aligned} \text{GenGumbel}(x|u, \bar{\lambda}, n) &= \frac{n^n}{\Gamma(n)|\bar{\lambda}|} \exp \left\{ -n \left(\frac{x-u}{\bar{\lambda}} \right) - n \exp \left(-\frac{x-u}{\bar{\lambda}} \right) \right\} \\ & \quad \text{for positive integer } n \\ &= \text{LogGamma}(x|u + \bar{\lambda} \ln n, -\bar{\lambda}, n) \end{aligned} \tag{38}$$

The limiting distribution of the n th largest value of a large number of unbounded identically distributed random variables whose probability distribution has an exponentially decaying tail.

Gumbel (Fisher-Tippett type I, Fisher-Tippett-Gumbel, FTG, Gumbel-Fisher-Tippett, log-Weibull, extreme value (type I), doubly exponential, double exponential) distribution [12, 17, 23]:

$$\begin{aligned} \text{Gumbel}(x|u, \bar{\lambda}) &= \frac{1}{|\bar{\lambda}|} \exp \left\{ - \left(\frac{x-u}{\bar{\lambda}} \right) - \exp \left(-\frac{x-u}{\bar{\lambda}} \right) \right\} \\ &= \text{LogGamma}(x|u, -\bar{\lambda}, 1) \end{aligned} \tag{39}$$

FIG 8. LogGamma($x|0, 1, \alpha$)

This is the asymptotic extreme value distribution for variables of “exponential type”, unbounded with finite moments [17]. With positive scale $\bar{\lambda} > 0$, this is an extreme value distribution of the maximum, with negative scale $\bar{\lambda} < 0$ ($\lambda > 0$) an extreme value distribution of the minimum. Note that the Gumbel is sometimes defined with the negative of the scale used here.

Note that the term “double exponential distribution” can refer to either the Gumbel or Laplace [23] distributions. The Gompertz distribution is a truncated Gumbel distribution [23].

Standard Gumbel (Gumbel) distribution [17]:

$$\begin{aligned} \text{StdGumbel}(x) &= \exp\{-x - e^{-x}\} \\ &= \text{LogGamma}(x|0, -1, 1) \end{aligned} \quad (40)$$

The Gumbel distribution with zero location and a unit scale.

BHP (Bramwell-Holdsworth-Pinton) distribution [5]:

$$\begin{aligned} \text{BHP}(x|\nu, \lambda) &= \frac{1}{\Gamma(\frac{\pi}{2}|\lambda)} \exp\left\{\frac{\pi}{2}\left(\frac{x-\nu}{\lambda}\right) - \exp\left(\frac{x-\nu}{\lambda}\right)\right\} \\ &= \text{LogGamma}(x|\nu, \lambda, \frac{\pi}{2}) \end{aligned} \quad (41)$$

Proposed as a model of rare fluctuations in turbulence and other correlated systems.

2.2. Properties

support	$-\infty \leq x \leq +\infty$	
cdf	$1 - Q(\alpha, e^{\frac{x-\nu}{\lambda}})$	for $\lambda > 0$
	$Q(\alpha, e^{\frac{x-\nu}{\lambda}})$	for $\lambda < 0$
cgf	$\nu t + \ln \frac{\Gamma(\alpha + \lambda t)}{\Gamma(\alpha)}$	[23]
mode	$\nu - \lambda \ln \alpha$	
mean	$\nu + \lambda \psi(\alpha)$	
variance	$\lambda^2 \psi_1(\alpha)$	
skew	$\text{sgn}(\lambda) \psi_2(\alpha) / \psi_1(\alpha)^{3/2}$	
kurtosis	$\psi_3(\alpha) / \psi_1(\alpha)^2$	
entropy	$\ln \Gamma(\alpha) \lambda - \alpha \psi(\alpha) + \alpha$	

Here, cdf is the cumulative distribution function, cgf the cumulant generating function, $\ln E[\exp(tX)]$, $\text{sgn}(z)$ is the sign function, $\psi_n(z) = \frac{d^n}{dz^n} \ln \Gamma(z)$ is the polygamma function and $\psi(z) \equiv \psi_0(z)$ is the digamma function.

3. Miscellaneous limits

Log-normal (Galton, Galton-McAlister, antilog-normal, logarithmic-normal, logarithmico-normal, Cobb-Douglas, Λ) distribution [14, 31, 22]:

$$\begin{aligned} \text{LogNormal}(x|a, \vartheta, \sigma) &= \frac{\vartheta}{\sqrt{2\pi\sigma^2}} \left(\frac{x-a}{\vartheta} \right)^{-1} \exp \left\{ -\frac{1}{2\sigma^2} \left(\ln \frac{x-a}{\vartheta} \right)^2 \right\} \quad (42) \\ &= \lim_{\beta \rightarrow 0} \text{Amoroso}(x|a, \vartheta(\beta\sigma)^{2/\beta}, 1/(\beta\sigma)^2, \beta) \end{aligned}$$

The log-normal distribution is a limiting form of the gamma family. To see this, make the requisite substitutions,

$$\begin{aligned} &\text{Amoroso}(x|a, \vartheta(\beta\sigma)^{2/\beta}, 1/(\beta\sigma)^2, \beta) \\ &\propto \left(\frac{x-a}{\vartheta} \right)^{-1} \exp \left\{ \frac{1}{\beta\sigma^2} \ln \frac{x-a}{\vartheta} - \frac{1}{\beta^2\sigma^2} \exp \left[\beta \ln \frac{x-a}{\vartheta} \right] \right\} \end{aligned}$$

and in the limit $\beta \rightarrow 0$ expand the second exponential to second order in β .

With $a = 0$, $\vartheta = 1$, $\sigma = 1$ we obtain the **standard log-normal** (Gibrat) distribution [16]. The **two-parameter lognormal** distribution ($a = 0$) arises from the multiplicative version of the central limits theorem: When the sum of independent random variables limits to normal, the product of those random

variables limits to log-normal. The log-normal distribution maps to the normal distribution with the transformation $x \mapsto \exp(x)$.

$$\text{LogNormal}(a, \vartheta, \sigma) \sim \exp\left(\text{Normal}(\ln \vartheta, \sigma)\right) + a$$

Normal (Gauss, Gaussian, bell curve, Laplace-Gauss, de Moivre, error, Laplace's second law of error, law of error) distribution [7, 22]:

$$\begin{aligned} \text{Normal}(x|\mu, \sigma) &= \frac{1}{\sqrt{2\pi\sigma^2}} \exp\left\{-\frac{(x-\mu)^2}{2\sigma^2}\right\} \\ &= \lim_{\alpha \rightarrow \infty} \text{Amoroso}(x|\mu - \sigma\sqrt{\alpha}, \sigma/\sqrt{\alpha}, \alpha, 1) \\ &= \lim_{\alpha \rightarrow \infty} \text{LogGamma}(x|\mu - \sigma\sqrt{\alpha} \ln \alpha, \sigma\sqrt{\alpha}, \alpha) \end{aligned} \quad (43)$$

With $\mu = 0$ and $\sigma = 1/\sqrt{2}h$ we obtain the **error function** distribution, and with $\mu = 0$ and $\sigma = 1$ we obtain the **standard normal** (Φ , z , unit normal) distribution. In the limit that $\sigma \rightarrow \infty$ we obtain an unbounded **uniform** (flat distribution), and in the limit $\sigma \rightarrow 0$ we obtain a **delta** (degenerate) distribution.

The normal distribution is a limit of the Amoroso [22] and log-gamma distributions [39]. For Amoroso, make the requisite substitutions,

$$\begin{aligned} &\text{Amoroso}(x|\mu - \sigma\sqrt{\alpha}, \sigma/\sqrt{\alpha}, \alpha, 1) \\ &\propto \exp\left\{-\sqrt{\alpha}\frac{x-\mu}{\sigma} + (\alpha-1) \ln\left(1 + \frac{1}{\sqrt{\alpha}}\frac{x-\mu}{\sigma}\right)\right\} \end{aligned}$$

and expand the logarithm as $\ln(1+x) = x - \frac{x^2}{2} + O(x^3)$.

Power-law (Pearson type XI, fractal) distribution [38]:

$$\begin{aligned} \text{PowerLaw}(x|p) &\propto \frac{1}{(x-a)^p} \\ &= \lim_{\alpha \rightarrow \infty} \text{Amoroso}(a, \theta, \alpha, (1-p)/\alpha) \end{aligned} \quad (44)$$

Improper (unnormalizable) power law distributions are obtained as a limit of the gamma distribution family. If $p = 0$ we obtain the **half-uniform** distribution over the positive numbers; if $p = 1$ we obtain **Jeffreys** distribution [21], used as an uninformative prior in Bayesian probability [20].

Acknowledgments: I am grateful to David Sivak, Edward E. Ayoub and Francis J. O'Brien for spotting various typos and errors, and, as always, to Avery Brooks for many insightful observations. In curating this collection of distributions, I have benefited mightily from Johnson, Kotz, and Balakrishnan's monumental compendiums [22, 23], Eric Weisstein's MathWorld, and the myriad pseudo-anonymous contributors to Wikipedia. An extended enumeration of simple probability distribution families can be found at threeplusone.com/gud.

Appendix A: Index of distributions

generalized-X The only consistent meaning is that distribution “X” is a special case of the distribution “generalized-X”. In practice, often means “add a shape parameter”.

standard-X The distribution “X” with the location parameter set to 0, scale to 1, and often the Weibull shape parameter β to 1. Not to be confused with *standardized* which generally indicates zero mean and unit variance.

shifted-X (or translated) A distribution with an additional location parameter.

scaled-X (or scale-X) A distribution with an additional scale parameter.

inverse-X (Occasionally inverted-X, reciprocal-X, or negative-X) Generally labels the transformed distribution with $x \mapsto \frac{1}{x}$, or more generally the distribution with the Weibull shape parameter negated, $\beta \rightarrow -\beta$. An exception is the inverse normal distribution [22].

log-X If x follows distribution X then either $y = \ln x$ (e.g. log-normal) or $y = e^x$ (e.g. log-gamma) follows log-X. This ambiguity arises because although the second convention is more logical, the log-normal convention has historical precedence.

reversed-X (Occasionally negative-X) The scale is negated.

X of the Nth kind See “X type N”.

Distribution	Synonym or Equation
χ	chi
χ^2	chi-square
Γ	gamma
Λ	log-normal
Φ	standard normal
antilog-normal	log-normal
Amoroso	(1)
bell curve	normal
BHP	(41)
Bramwell-Holdsworth-Pinton	BHP
chi	(14)
chi-square	(12)
Coale-McNeil	generalized log-gamma
Cobb-Douglas	log-normal
de Moivre	normal

degeneratedelta
 delta See normal (43)
 doubly exponential Gumbel
 double exponential Gumbel or Laplace
 Erlang See gamma (5)
 error normal
 error function See normal (43)
 exponential (8)
 extreme value Gumbel
 extreme value type N Fisher-Tippett type N
 Fisher-Tippett (29)
 Fisher-Tippett type I Gumbel
 Fisher-Tippett type II Fréchet
 Fisher-Tippett type III Weibull
 Fisher-Tippett-Gumbel Gumbel
 fractal power law
 flat uniform
 Fréchet (33)
 FTG Fisher-Tippett-Gumbel
 Galton log-normal
 Galton-McAlister log-normal
 gamma (5)
 gamma-exponential log-gamma
 Gaussian normal
 Gauss normal
 generalized gamma Stacy or Amoroso
 generalized inverse gamma See Stacy (2)
 generalized Gumbel (38)
 generalized extreme value Fisher-Tippett
 generalized Fisher-Tippett (28)
 generalized Fréchet (32)
 generalized inverse gamma generalized gamma
 generalized normal Nakagami
 generalized Rayleigh scaled chi
 generalized semi-normal Stacy
 generalized Weibull (30)
 GEV generalized extreme value
 Gibrat standard log-normal
 Gumbel (39)
 Gumbel-Fisher-Tippett Gumbel
 Gumbel type N Fisher-Tippett type N
 half-normal (11)
 half-uniform See power law (44)
 hydrograph Stacy
 hyper gamma Stacy
 inverse chi (26)

inverse chi-square	(24)
inverse exponential	(21)
inverse gamma	(20)
inverse Rayleigh	(27)
inverse Weibull	Fréchet
Jeffreys	See power law (44)
Laplace's second law of error	normal
Laplace-Gauss	normal
law of error	normal
Leonard hydrograph	Stacy
Lévy	(22)
log-chi-square	(37)
log-gamma	(34)
log-normal	(42)
log-normal, two parameter	See log-normal (42)
log-Weibull	Gumbel
logarithmic-normal	log-normal
logarithmico-normal	log-normal
Maxwell	(17)
Maxwell-Boltzmann	Maxwell
Maxwell speed	Maxwell
m-Erlang	Erlang
Nakagami	(10)
Nakagami-m	Nakagami
negative exponential	exponential
normal	(43)
Nukiyama-Tanasawa	generalized gamma
one-sided normal	half-normal
Pearson type III	(7)
Pearson type V	(19)
Pearson type X	exponential
Pearson type XI	power law
positive definite normal	half-normal
power law	(44)
pseudo-Weibull	(4)
Rayleigh	(16)
Rosin-Rammler	Weibull
Rosin-Rammler-Weibull	Weibull
scaled chi	(15)
scaled chi-square	(13)
scaled inverse chi	(25)
scaled inverse chi-square	(23)
semi-normal	half-normal
shifted exponential	(9)
Stacy	(2)
Stacy-Mihram	Amoroso

standard Amoroso	standard gamma
standard exponential	See exponential (8)
standard gamma	(6)
standard Gumbel	(40)
standard log-gamma	(36)
standard log-normal	See log-normal (42)
standard normal	See normal (43)
stretched exponential	(3)
transformed gamma	Stacy
uniform	See normal (43)
unit normal	standard normal
van der Waals profile	Lévy
Vienna	Wien
Vinci	inverse gamma
von Mises extreme value	Fisher-Tippett
von Mises-Jenkinson	Fisher-Tippett
waiting time	exponential
Weibull	(31)
Weibull-Gnedenko	Weibull
Wien	See gamma (5)
Wilson-Hilferty	(18)
z	standard normal

References

- [1] ABRAMOWITZ, M. AND STEGUN, I. A. (1965). *Handbook of mathematical functions with formulas, graphs, and mathematical tables*. Dover, New York.
- [2] AMOROSO, L. (1925). Recherche intorno alla curve die redditi. *Ann. Mat. Pura Appl.* 21, 123–159.
- [3] BARNDORFF-NIELSEN, O. (1963). On the limit behaviour of extreme order statistics. *Ann. Math. Statist.* 34, 992–1002.
- [4] BARTLETT, M. S. AND KENDALL, M. G. (1946). The statistical analysis of variance-heterogeneity and the logarithmic transformation. *J. Roy. Statist. Soc. Suppl.* 8, 1, 128–138.
- [5] BRAMWELL, S. T., HOLDSWORTH, P. C. W., AND PINTON, J.-F. (1998). Universality of rare fluctuations in turbulence and citical phenomena. *Nature* 396, 552–554.
- [6] DADPAY, A., SOOFI, E. S., AND SOYER, R. (2007). Information measures for generalized gamma family. *J. Econometrics* 138, 568–585.
- [7] DE MOIVRE, A. (1738). *The doctrine of chances*, 2nd ed. Woodfall, London.
- [8] ERLANG, A. K. (1909). The theory of probabilities and telephone conversations. *Nyt Tidsskrift for Matematik B* 20, 33–39.
- [9] EVANS, M., HASTINGS, N., AND PEACOCK, J. B. (2000). *Statistical distributions*, 3rd ed. Wiley, New York.

- [10] FELLER, W. (1971). *An introduction to probability theory and its applications*, 2nd ed. Vol. **2**. Wiley, New York.
- [11] FISHER, R. A. (1924). On a distribution yielding the error functions of several well known statistics. In *Proceedings of the International Congress of Mathematics, Toronto*. Vol. **2**. 805–813.
- [12] FISHER, R. A. AND TIPPETT, L. H. C. (1928). Limiting forms of the frequency distribution of the largest or smallest member of a sample. *Proc. Cambridge Philos. Soc.* **24**, 180–190.
- [13] FRÉCHET, M. (1927). Sur la loi de probabilité de l'écart maximum. *Ann. Soc. Polon. Math.* **6**, 93–116.
- [14] GALTON, F. (1879). The geometric mean, in vital and social statistics. *Proc. R. Soc. Lond.* **29**, 367–376.
- [15] GELMAN, A., CARLIN, J. B., STERN, H. S., AND RUBIN, D. B. (2004). *Bayesian data analysis*, 2nd ed. Chapman & Hall/CRC, New York.
- [16] GIBRAT, R. (1931). *Les inégalités économiques*. Librairie du Recueil Sirey, Paris.
- [17] GUMBEL, E. J. (1958). *Statistics of extremes*. Columbia University Press, New York.
- [18] GUPTA, A. K. AND NADARAJAH, S., Eds. (2004). *Handbook of beta distribution and its applications*. Marcel Dekker, New York.
- [19] HAWKINS, D. M. AND WIXLEY, R. A. J. (1986). A note on the transformation of chi-squared variables to normality. *Amer. Statistician* **40**, 296–298.
- [20] JAYNES, E. T. (2003). *Probability theory: The logic of science*. Cambridge University Press, Cambridge.
- [21] JEFFREYS, H. (1948). *Theory of probability*, 2nd ed. Clarendon Press, Oxford.
- [22] JOHNSON, N. L., KOTZ, S., AND BALAKRISHNAN, N. (1994). *Continuous univariate distributions*, 2nd ed. Vol. **1**. Wiley, New York.
- [23] JOHNSON, N. L., KOTZ, S., AND BALAKRISHNAN, N. (1995). *Continuous univariate distributions*, 2nd ed. Vol. **2**. Wiley, New York.
- [24] JUSTUS, C. G., HARGRAVES, W. R., MIKHAIL, A., AND GRABERET, D. (1978). Methods for estimating wind speed frequency distributions. *J. Appl. Meteorology* **17**, 3, 350–353.
- [25] KLEIBER, C. AND KOTZ, S. (2003). *Statistical size distributions in economics and actuarial sciences*. Wiley, New York.
- [26] KNUTH, D. E. (1997). *Art of computer programming, volume 2: Seminumerical algorithms*, 3rd ed. Addison-Wesley, New York.
- [27] LAHERRÈRE, J. AND SORNETTE, D. (1998). Stretched exponential distributions in nature and economy: “fat tails” with characteristic scales. *Eur. Phys. J. B* **2**, 525–539.
- [28] LEE, P. M. (2012). *Bayesian Statistics: An Introduction*. 4th. Wiley, New York.
- [29] MARSAGLIA, G. AND TSANG, W. W. (2001). A simple method for generating gamma variables. *ACM Trans. Math. Soft.* **26**, 3, 363–372.
- [30] MAXWELL, J. C. (1860). Illustrations of the dynamical theory of gases. part 1. on the motion and collision of perfectly elastic spheres. *Phil. Mag.* **19**,

- 19–32.
- [31] MCALISTER, D. (1879). The law of the geometric mean. *Proc. R. Soc. Lond.* *29*, 367–376.
 - [32] McDONALD, J. B. (1984). Some generalized functions for the size distribution of income. *Econometrica* **52**, 3, 647–663.
 - [33] MILLER, K. S. (1964). *Multidimensional Gaussian distributions*. Wiley, New York.
 - [34] NAKAGAMI, M. (1960). The m-distribution – a general formula of intensity distribution of rapid fading. In *Statistical methods in radio wave propagation: Proceedings of a symposium held June 18-20, 1958*, W. C. Hoffman, Ed. Pergamon, New York, 3–36.
 - [35] PEARSON, K. (1893). Contributions to the mathematical theory of evolution. *Philos. Trans. R. Soc. A* *54*, 329–333.
 - [36] PEARSON, K. (1895). Contributions to the mathematical theory of evolution - II. Skew variation in homogeneous material. *Philos. Trans. R. Soc. A* *186*, 343–414.
 - [37] PEARSON, K. (1901). Mathematical contributions to the theory of evolution. X. Supplement to a memoir on skew variation. *Philos. Trans. R. Soc. A* *197*, 443–459.
 - [38] PEARSON, K. (1916). Mathematical contributions to the theory of evolution. XIX. Second supplement to a memoir on skew variation. *Philos. Trans. R. Soc. A* *216*, 429–457.
 - [39] PRENTICE, R. L. (1974). A log gamma model and its maximum likelihood estimation. *Biometrika* *61*, 539–544.
 - [40] SMIRNOV, N. V. (1949). Limit distributions for the terms of a variational series. *Trudy Mat. Inst. Steklov.* *25*, 3–60.
 - [41] STACY, E. W. (1962). A generalization of the gamma distribution. *Ann. Math. Statist.* **33**, 3, 1187–1192.
 - [42] STRUTT, J. W. (1880). On the resultant of a large number of vibrations of the same pitch and of arbitrary phase. *Phil. Mag.* *10*, 73–78.
 - [43] VODĀ, V. G. (1972). On the inverse Rayleigh random variable. *Rep. Statist. Appl. Res., JUSE* *19*, 13–21.
 - [44] VODĀ, V. G. (1989). New models in durability tool-testing: pseudo-Weibull distribution. *Kybernetika* **25**, 3, 209–215.
 - [45] VON MISES, R. (1936). La distribution de la plus grande de n valeurs. *Rev. Math. Union Interbalcanique* *1*, 141–160.
 - [46] WEIBULL, W. (1951). A statistical distribution function of wide applicability. *J. Appl. Mech.* *18*, 293–297.
 - [47] WILSON, E. B. AND HILFERTY, M. M. (1931). The distribution of chi-square. *Proc. Natl. Acad. Sci. U.S.A.* *17*, 684–688.