



# The Role of Primary $^{16}\text{O}$ as a Neutron Poison in AGB Stars and Fluorine primary production at Halo Metallicities

R. Gallino<sup>1,3</sup>, S. Bisterzo<sup>1</sup>, S. Cristallo<sup>2,3</sup>, and O. Straniero<sup>3</sup>

<sup>1</sup> Dipartimento di Fisica Generale, Università di Torino, 10125 (To) Italy

<sup>2</sup> Departamento de Física Teórica y del Cosmos, Universidad de Granada, Campus de Fuentenueva, 18071 Granada, Spain

<sup>3</sup> INAF-Osservatorio Astronomico di Collurania, via M. Maggini, 64100 Teramo, Italy  
e-mail: gallino@ph.unito.it

**Abstract.** The discovery of a historical bug in the s-post-process AGB code obtained so far by the Torino group forced us to reconsider the role of primary  $^{16}\text{O}$  in the  $^{13}\text{C}$ -pocket, produced by the  $^{13}\text{C}(\alpha, n)^{16}\text{O}$  reaction, as important neutron poison for the build up of the s-elements at Halo metallicities. The effect is noticeable only for the highest  $^{13}\text{C}$ -pocket efficiencies (cases ST\*2 and ST). For Galactic disc metallicities, the bug effect is negligible. A comparative analysis of the neutron poison effect of other primary isotopes ( $^{12}\text{C}$ ,  $^{22}\text{Ne}$  and its progenies) is presented. The effect of proton captures, by  $^{14}\text{N}(n, p)^{14}\text{C}$ , boosts a primary production of Fluorine in Halo AGB stars, with  $[\text{F}/\text{Fe}]$  comparable to  $[\text{C}/\text{Fe}]$ , without affecting the s-elements production.

**Key words.** Stars: nucleosynthesis – Stars: C ans s rich – Stars: AGB

## 1. Discovery of a bug in the s-post-process code.

We discovered an old bug in the s-post-process code that follows the s-process production in AGB stars (Gallino et al. 1998, Straniero et al. 2003). In the  $^{13}\text{C}$ -pocket, where the major neutron source  $^{13}\text{C}(\alpha, n)^{16}\text{O}$  is activated, the poison effect of  $^{16}\text{O}$  was overlooked. Despite its very low neutron capture cross section, during the first  $^{13}\text{C}$ -pocket, the large primary  $^{16}\text{O}$  abundance makes the product  $\sigma N$  to dominate over the other major light neutron poisons in reducing the neutrons available for the Fe seeds.

This is shown in Table 1 for case ST (Gallino et al. 1988), AGB initial mass  $M = 1.5 M_{\odot}$ ,  $[\text{Fe}/\text{H}] = -2.3$ . Note that the neutrons captured by the very abundant primary  $^{12}\text{C}$  are almost fully recycled by  $^{13}\text{C}(\alpha, n)^{16}\text{O}$ . In the computations, the efficiency of the  $^{13}\text{C}$ -pocket in the interpulse is kept unchanged at every thermal pulse (TP) (see Käppeler et al. (2010) and references therein). In advanced TPs, the progressive addition in the He intershell of primary  $^{14}\text{N}$  makes  $^{22}\text{Ne}$  and its progenies to become

<sup>1</sup> by conversion if the H-burning shell of primary  $^{12}\text{C}$  mixed with the envelope by previous third dredge up (TDU) episodes, followed by conversion

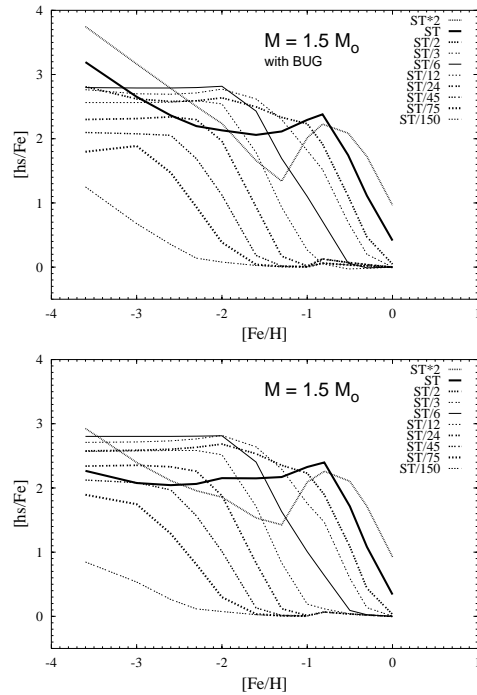
**Table 1.** Light neutron poisons in the first and in the last  $^{13}\text{C}$ -pocket (case ST) for an AGB model of initial mass  $1.5 M_{\odot}$ , metallicity  $[\text{Fe}/\text{H}] = -2.3$ .

	$\langle\sigma\rangle$ (mbarn)	1 <sup>st</sup> pocket	1 <sup>st</sup> pocket	last pocket	last pocket
	30 keV	Number fraction	$\sigma N$	Number fraction	$\sigma N$
$^{12}\text{C}$	0.0154	$1.7\times 10^{-2}$	$2.6\times 10^{-4}$	$1.6\times 10^{-2}$	$2.5\times 10^{-4}$
$^{16}\text{O}$	0.0380	$1.8\times 10^{-3}$	$6.8\times 10^{-5}$	$9.6\times 10^{-4}$	$3.6\times 10^{-5}$
$^{22}\text{Ne}$	0.059	$3.6\times 10^{-6}$	$2.1\times 10^{-7}$	$7.7\times 10^{-4}$	$4.5\times 10^{-5}$
$^{25}\text{Mg}$	6.4	$8.4\times 10^{-8}$	$5.4\times 10^{-7}$	$5.5\times 10^{-6}$	$3.5\times 10^{-5}$
$^{56}\text{Fe}$	11.7	$1.1\times 10^{-7}$	$1.3\times 10^{-6}$	$6.6\times 10^{-8}$	$7.7\times 10^{-7}$

primary isotopes and to largely overcome the poisoning effect of  $^{16}\text{O}$ .

For high  $^{13}\text{C}$ -pocket efficiencies, cases ST\*2 to ST, and metallicities  $[\text{Fe}/\text{H}] < 2$ , there is a sensible decrease of the s-element production in the envelope at the end of the AGB phase. This is shown in Figure 1 for  $[\text{hs}/\text{Fe}]$  by comparing in the bottom panel the updated results with respect to previous results (top panel) in which the  $^{16}\text{O}$  produced by  $\alpha$  capture on  $^{13}\text{C}$  was not accounted for. For lower  $^{13}\text{C}$ -pocket efficiencies or for Galactic disk metallicities the differences are negligible. The  $[\text{ls}/\text{Fe}]$  ratio changes in the same way, so that the s-process indicator  $[\text{hs}/\text{ls}]$  is only marginally affected, as is evident in Figure 2 by comparing the results of the top and bottom panels. Some differences are shown in the second s-process indicator,  $[\text{Pb}/\text{hs}]$ , as reported in Figure 3. As indicated in Figure 4, a large spread of  $^{13}\text{C}$ -pocket efficiencies at any given metallicity appears necessary to account for spectroscopic observations of s-process enhanced stars. Spectroscopic observations of carbon-rich and s-process enhanced metal-poor stars (CEMP-s) encompass the range of theoretical predictions between ST/2 and ST/50, averaging around case ST/4. For Galactic disk s-enriched stars the spectroscopic observations of different classes of s-rich stars encompass the range of theoretical predictions of  $[\text{hs}/\text{ls}]$  between ST\*2 and ST/3, averaging around the ST case. Spectroscopic observations are discussed in the review by

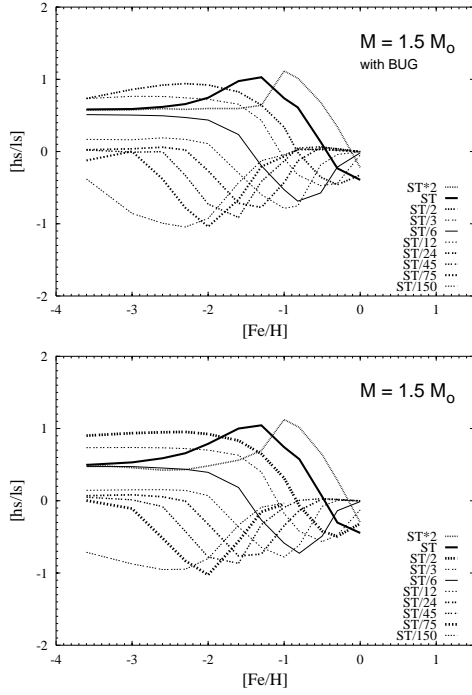
to primary  $^{22}\text{Ne}$  by double  $\alpha$  capture in the early phase of the next TP.

**Fig. 1.** The second s-peak  $[\text{hs}/\text{Fe}]$  for different  $^{13}\text{C}$ -pocket efficiencies. Top panel: previous results with the  $^{16}\text{O}$  bug in the pocket; bottom panel; updated results.

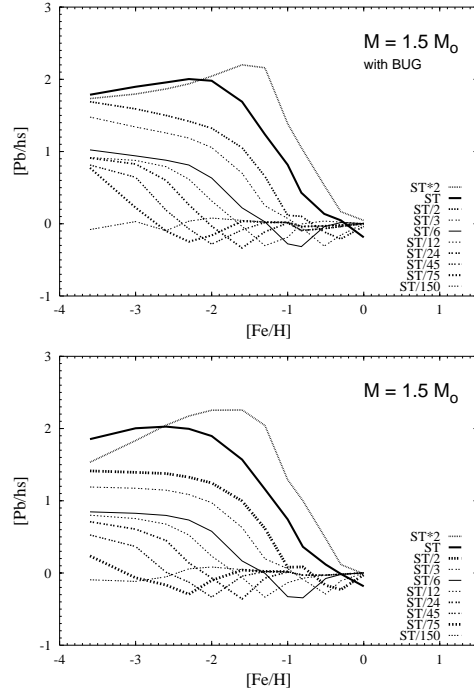
Käppeler et al. (2010).  $[\text{Pb}/\text{hs}]$  typically increases with decreasing metallicity.

## 2. Primary production of Fluorine in low metallicity CEMP-s stars

Proton captures are now included in the post-process code to improve the prediction of



**Fig. 2.** The first s-process indicator [hs/ls] for different  $^{13}\text{C}$ -pocket efficiencies. Top panel: previous results with the  $^{16}\text{O}$  bug in the pocket; bottom panel: updated results.



**Fig. 3.** The second s-process indicator [Pb/hs] for different  $^{13}\text{C}$ -pocket efficiencies. Top panel: previous results with the  $^{16}\text{O}$  bug in the pocket; bottom panel: updated results.

Fluorine. Protons in the pocket and in the TP derive from  $^{14}\text{N}(n, p)^{14}\text{C}$ . Reaction rates of isotopes involving charged particles reactions involved in the various channels to  $^{19}\text{F}$  are taken from the NACRE compilation (Angulo et al. 1999). Different channels to  $^{19}\text{F}$  are:

- $^{18}\text{O}(n, \gamma)^{19}\text{O}(\beta^- \nu)^{19}\text{F}$
- $^{15}\text{N}(\alpha, \gamma)^{19}\text{F}$ , where  $^{15}\text{N}$  derives from  $^{14}\text{N}(n, \gamma)^{15}\text{N}$  and  $^{14}\text{C}(n, \gamma)^{15}\text{C}(\beta^- \nu)^{15}\text{N}$
- $^{18}\text{O}(p, \gamma)^{19}\text{F}$
- $^{18}\text{O}(p, \alpha)^{15}\text{N}(\alpha, \gamma)^{19}\text{F}$
- $^{13}\text{C}$  in the ashes of the H-burning shell:  $^{13}\text{C}(\alpha, n)^{16}\text{O}$ ,  $^{14}\text{N}(n, p)^{14}\text{C}$  and  $^{18}\text{O}(p, \alpha)^{15}\text{N}$  in the early development of the TP, followed by  $^{15}\text{N}(\alpha, \gamma)^{19}\text{F}$

For a recent discussion of the Fluorine production in AGB stars we refer to Lugaro et al. (2004, 2008); Abia et al. (2009); Cristallo et al. (2009). Improvement of fluorine prediction, accounting for updated

experimental measurements of reaction rates, will be discussed elsewhere. Table 2 show the results of various tests to individuate the relative contribution to  $^{19}\text{F}$  by different nuclear channels for an AGB model of  $2 M_{\odot}$ ,  $[\text{Fe}/\text{H}] = -2.3$  and case ST/6. Actually,  $^{19}\text{F}$  production does not depend much on the  $^{13}\text{C}$ -pocket efficiency.

### 2.1. Fluorine in CEMP-s stars

Schuler et al. (2007), using the Phoenix spectrometer and Gemini-South telescope discovered a CEMP-s star, HE 1305+0132, with  $[\text{Fe}/\text{H}] = -2.5 \pm 0.5$  and very enhanced Fluorine:  $[\text{F}/\text{Fe}] = 2.9$ . Subsequently, Schuler et al. (2008) with a higher resolution spectrum taken at the 9.2 mt HET Telescope of the MacDonald Observatory, better estimated  $[\text{Fe}/\text{H}] = -1.9$ , and derived  $[\text{C}/\text{Fe}] = 1.7$ ,

**Table 2.** Tests for the origin of Fluorine.

Cases	[F/Fe]
No channels	0.00
Only $^{18}\text{O}(\text{n}, \gamma)^{19}\text{O}(\beta^- \nu)^{19}\text{F}$	1.18
Only $^{18}\text{O}(\text{p}, \gamma)^{19}\text{F}$	3.47
Only $^{18}\text{O}(\text{p}, \alpha)^{15}\text{N}$	3.50
Only $^{18}\text{O}(\text{p}, \alpha)^{15}\text{N}$ and No $^{13}\text{C}$ primary in the TP	2.16
All channels	3.80

**Table 3.** Fluorine and s-process productions for an AGB model of  $2 M_{\odot}$ ;  $[\text{Fe}/\text{H}] = -2.3$ ; case ST/6.

Cases	[F/Fe]	[Y/Fe]	[La/Fe]	[Pb/Fe]
No protons	1.65	2.02	2.86	3.82
With protons	3.54	1.98	2.85	3.82
With protons + primary $^{13}\text{C}$ in the TP	3.80	2.01	2.86	3.81

**Table 4.** AGB model of  $2 M_{\odot}$ ;  $[\text{Fe}/\text{H}] = -2.3$ ; s-process indexes for different  $^{13}\text{C}$ -pocket efficiencies.

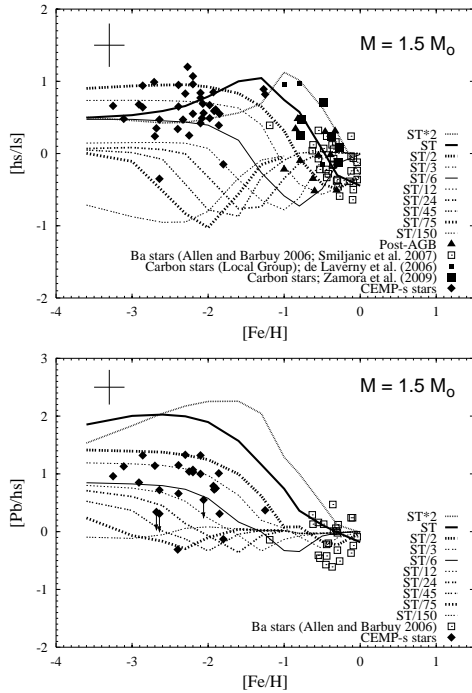
Cases	[ls/fe]	[hs/fe]	[Pb/Fe]	[hs/ls]	[Pb/hs]
ST $\times 2$	1.68	2.13	4.21	0.45	2.08
ST	1.36	1.84	4.12	0.48	2.28
ST/3	1.55	2.50	4.00	0.95	1.50
ST/6	2.09	2.82	3.81	0.73	0.99
ST/12	2.41	2.85	3.42	0.44	0.57
ST/24	2.43	2.58	2.65	0.15	0.07
ST/45	2.20	1.83	1.72	-0.37	-0.11
ST/75	1.74	1.07	0.62	-0.67	-0.45
ST/150	0.97	0.14	0.13	-0.83	-0.01

$[\text{N}/\text{Fe}] = 1.5$ ,  $[\text{Ba}/\text{Fe}] = 0.9$ . The star is a giant of  $T_{\text{eff}} = 4462 \pm 100$  K;  $\log g = 0.80 \pm 0.30$ . Because of the First Dredge Up (FDU), the C-rich and s-process-rich material transferred by the winds of the primary AGB was diluted by 1 dex or more over the convective envelope of the observed star. Our typical AGB predictions would fit these data once 1 dex dilution is applied, with a further prediction of  $[\text{Pb}/\text{Fe}] \sim 2.5$ . However, a higher spectroscopic resolution is necessary for a definite confirmation and

for detection of other heavy neutron-capture elements besides Ba.

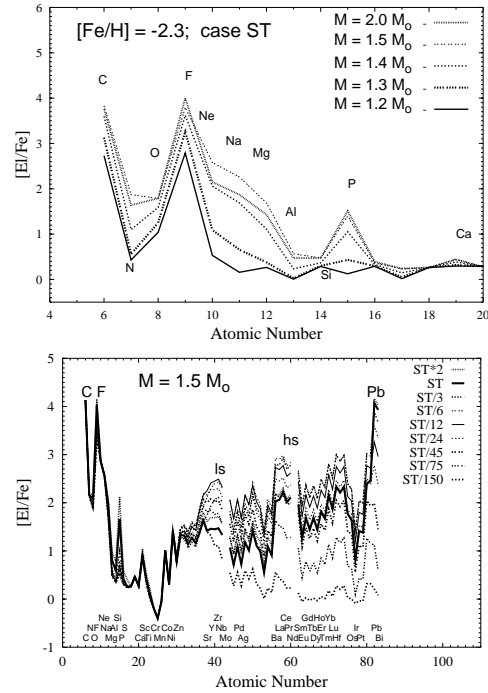
### 3. Primary light elements production.

Together with Carbon and Fluorine, a number of light elements are synthesised in a primary way in low mass AGB stars of Halo metallicity. This includes Ne (in the form of  $^{22}\text{Ne}$ ) and its neutron capture progenies  $^{23}\text{Na}$ . Besides, a very large overabundance of the  $^{25}\text{Mg}$  and  $^{26}\text{Mg}$  isotopes are obtained, by partial deple-



**Fig. 4.** Top panel. The first s-process indicator  $[\text{hs}/\text{lis}]$  for different  $^{13}\text{C}$ -pocket efficiencies. Comparison between theoretical models and spectroscopic observations. References are: Galactic Post-AGB (filled triangles; Reddy et al. 2002, Van Winckel & Reyniers 2000, Reyniers et al. 2004, 2007); barium dwarfs and giants (open squares; Allen & Barbuy 2006; Smiljanic et al. 2007); metal-poor C(N) stars in the Local Group (small filled squares; de Laverny et al. 2006; Galactic C(N) stars (filled squares; Zamora et al. 2009). For CEMP-s stars (filled diamonds) references are Aoki et al. (2002), Aoki et al. (2007), Barklem et al. (2005), Cohen et al. (2006), Goswami et al. (2006), Masseron et al. (2006), Pereira & Drake (2009), Preston & Sneden (2001), Roederer et al. (2008), Thompson et al. (2008), Van Eck et al. (2003).

tion of  $^{22}\text{Ne}$  by  $\alpha$  captures in the convective TP. Some primary  $^{16}\text{O}$  is also produced by  $\alpha$  captures on  $^{12}\text{C}$  during the TP. Figure 5 (top panel) shows the envelope AGB predictions at the last TDU episode of light elements for AGB models of metallicity  $[\text{Fe}/\text{H}] = -2.3$ , case ST and initial masses 2.0, 1.5, 1.4, 1.3 and 1.2  $M_{\odot}$ . The general increase of the pro-

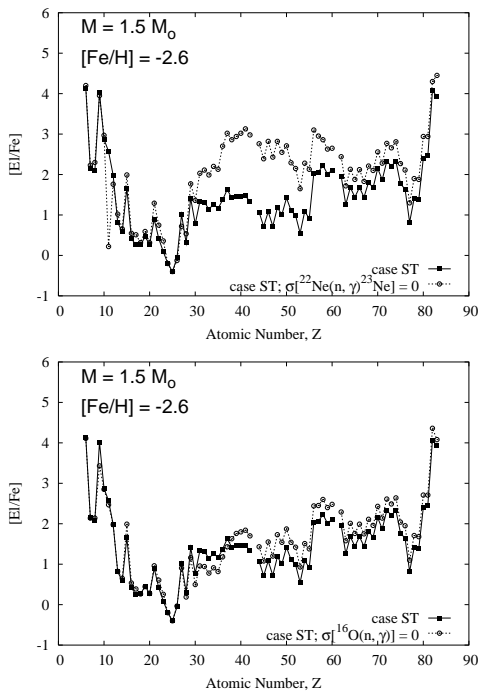


**Fig. 5.** (Top panel). Primary light elements expectation at  $[\text{Fe}/\text{H}] = -2.6$ , case ST and different AGB initial masses. (Bottom panel).  $[\text{Ei}/\text{Fe}]$  expectations as a function of the atomic number for AGB models of initial mass  $M = 1.5 M_{\odot}$ , metallicity  $[\text{Fe}/\text{H}] = -2.6$ , and different  $^{13}\text{C}$ -pocket efficiencies.

duction factors with the increase of the initial mass is a direct consequence of the increase of the cumulative He-inershell mass mixed with the envelope, which grows with the number of TDU episodes. The primary contribution to Nitrogen in the envelope was made in the inactivated H-shell that is also mixed with the envelope at each TDU episode. When comparing the C/N ratio observed in CEMP-s stars, one should consider that an important fraction of  $^{12}\text{C}$  is possibly converted to  $^{14}\text{N}$  by extra-mixing episodes in the observed star. The effect on the s-process by neutron capture of primary  $^{16}\text{O}$  and  $^{22}\text{Ne}$  is illustrated in Figure 6.

#### 4. Conclusions

For Halo metallicities, the  $^{16}\text{O}$  bug we had in the  $^{13}\text{C}$ -pocket, which consisted in discarding



**Fig. 6.** The neutron poisoning effect of primary  $^{22}\text{Ne}$  (top panel) and of primary  $^{16}\text{O}$  (bottom panel) for an AGB model of  $[\text{Fe}/\text{H}] = -2.6$ , initial mass  $M = 1.5 M_{\odot}$  and case ST.

neutron capture on the  $^{16}\text{O}$  isotopes released by  $^{13}\text{C}(\alpha, n)^{16}\text{O}$ , affects  $[\text{ls}/\text{Fe}]$ ,  $[\text{hs}/\text{Fe}]$ ,  $[\text{Pb}/\text{Fe}]$  in an important way for the highest choices of the  $^{13}\text{C}$ -pocket efficiency (cases ST  $\times 2$  and ST). Instead, the s-process indexes  $[\text{hs}/\text{ls}]$ ,  $[\text{Pb}/\text{hs}]$  are only marginally affected. For Galactic disc AGBs, the bug effect is negligible for all  $^{13}\text{C}$ -pocket choices. Introduction of proton captures in the code does not affect the s-process abundances. However, it boosts the prediction of Fluorine in very metal-poor s-enhanced stars. A primary production of F, comparable with the C enhancement, is predicted in AGB stars of low metallicity. The only spectroscopic observation of Fluorine in a CEMP-s star, is the giant HE 1305+0132 by Schuler et al. (2007, 2008), and is quite in agreement with our F prediction. Higher resolution spectra are however necessary for a definite confirmation.

*Acknowledgements.* We are indebted to Franz Käppeler for his continuous support in implementing the experimental neutron capture measurements. R.G. deeply acknowledges for local support the Centre for Stellar and Planetary Astrophysics, School of Mathematical Sciences of the Monash University (Victoria, Australia) and the Organisers of the Workshop for a marvellous permanence at the University of Canterbury, Christchurch (New Zealand).

## References

- Abia, C., et al. 2009, *ApJ*, 694, 971  
 Allen, D., & Barbuy, B. 2006, *A&A*, 454, 917  
 Aoki, W., et al. 2002, *ApJ*, 580, 1149  
 Angulo, C., et al. 1999, *Nucl. Phys. A* 656, 3  
 Aoki, W., et al. 2007, *ApJ*, 655, 492  
 Barklem, P. S., et al. 2005, *A&A*, 439, 129  
 Bisterzo, S., et al. 2010, *MNRAS*, in press  
 Cohen, J. G., et al. 2006, *AJ*, 132, 137  
 Cristallo, S., et al. 2009, *ApJ*, 696, 797  
 de Laverny, P., et al. 2006, *A&A*, 446, 1107  
 Gallino, R., et al. 1998, *ApJ*, 497, 388  
 Goswami, A., et al. 2006, *MNRAS*, 372, 343  
 Käppeler, F., et al. 2010, *Rev. Mod. Phys.*, accepted  
 Lugaro, M., et al. 2004, *ApJ*, 615, 934  
 Lugaro, M., et al. 2008, *A&A*, 484, L27  
 Masseron, T., et al. 2006, *A&A*, 455, 1059  
 Pereira, C. B., & Drake, N. A. 2009, *A&A*, 496, 791  
 Preston, G. W., & Sneden, C. 2001, *AJ*, 122, 1545  
 Reddy, B. E., et al. 2002, *ApJ*, 564, 482  
 Reyniers, M., et al. 2004, *A&A*, 417, 269  
 Reyniers, M., et al. 2007, *A&A*, 461, 641  
 Roederer, I. U., et al. 2008, *ApJ*, 679, 1549  
 Schuler, S. C., et al. 2007, *ApJ*, 667, L81  
 Schuler, S. C., et al. 2008, in *NiC X*, 2008, POS076  
 Smiljanic, R., G., et al. 2007, *A&A*, 468, 679  
 Straniero, O., et al. 2003, *PASA*, 20, 389  
 Thompson, I. B., et al. 2008, *ApJ*, 677, 556  
 Van Eck, S., et al. 2003, *A&A*, 404, 291  
 Van Winckel, H. & Reyniers, M., 2000, *A&A*, 354, 135  
 Zamora, O., et al. 2009, *A&A*, 508, 909