

Solution of the fermionic entanglement problem with interface defects

Viktor Eisler¹ and Ingo Peschel²

¹*Niels Bohr Institute, University of Copenhagen,
Blegdamsvej 17, DK-2100 Copenhagen Ø, Denmark*

²*Fachbereich Physik, Freie Universität Berlin,
Arnimallee 14, D-14195 Berlin, Germany*

We study the ground-state entanglement of two halves of a critical transverse Ising chain, separated by an interface defect. From the relation to a two-dimensional Ising model with a defect line we obtain an exact expression for the continuously varying effective central charge. The result is relevant also for other fermionic chains.

I. INTRODUCTION

In one-dimensional systems, already a local perturbation can have important and interesting effects. This holds for the transport properties, but also for the entanglement between two pieces of a quantum chain. The influence of a defect located at the interface between them was first investigated by Levine for a Luttinger liquid [1]. In this case, also studied on a lattice in [2], the interaction leads to a strong renormalization of the defect strength [3] and thus to special properties. The situation is simpler for a fermionic hopping model, or XX chain, which was investigated in [4]. In this case it was found that the logarithmic dependence of the entanglement entropy S on the subsystem size L remains intact, but the prefactor depends continuously on the defect strength. Thus, for ν interfaces

$$S = \nu \frac{c_{\text{eff}}}{6} \ln L + k \quad (1)$$

with a variable coefficient which replaces the central charge c of the pure system. The dependence of c_{eff} on the defect was determined rather precisely by numerical calculations, both in XX chains and in transverse Ising (TI) chains [5]. But although a simple analytical expression fits the data qualitatively, no exact formula has been given so far.

In this paper, we want to look at this problem once more and present an analytical treatment based on the connection with a two-dimensional classical system with a defect line. For the TI quantum chain, this is a two-dimensional Ising model where defect lines are in fact marginal perturbations which lead to variable local magnetic exponents and have been studied over the years by various methods, see [6] for a review and [7] for a more recent approach using boundary

conformal field theory. Our techniques will be simpler and purely fermionic. Using conformal mapping, we will reduce the considerations to the study of the transfer matrix in a strip with defect lines parallel to the edges [8]. From its single-particle excitations we will obtain not only the spectrum of the reduced density matrix, but also the formula for the effective central charge. Our approach is similar to a recent calculation by Sakai and Satoh, who treated conformal interfaces between two different bosonic systems with $c = 1$ [9]. Actually, we were motivated by this work, because the formula found there does not describe the results found in the fermionic XX and TI chains. Nevertheless, our final result will turn out to be closely related.

In the following Section 2 we set up the problem and present some numerical results for the spectrum of the reduced density matrix for later comparison. In Section 3 we describe the connection of the TI chain with the two-dimensional Ising model, including the necessary renormalization of parameters. In Section 4 we determine the proper transfer matrix in the strip and its single-particle spectrum. This allows us to find the entanglement entropy in Section 5 and to give a closed formula for c_{eff} . En route, we also obtain the largest eigenvalue of the reduced density matrix. In Section 6 we sum up our findings and discuss the extension to other chains and defects. Additional details of the transfer matrix calculation are given in Appendix A, while in Appendix B we show that with our spectra one can also rederive the local magnetic exponent, which is a check on the approach and a further application.

II. CHAIN PROBLEM

In the following we will study the transverse Ising chain with $2L$ sites, open ends and Hamiltonian

$$H = -\frac{1}{2} \sum_{n=-L+1}^{L-1} J_n \sigma_n^z \sigma_{n+1}^z - \frac{1}{2} \sum_{n=-L+1}^L h_n \sigma_n^x \quad (2)$$

where the σ_n^α are Pauli matrices at site n . We are interested in the entanglement of one of the half-chains with the other in the ground state. To have a modified bond at the interface, the parameters are chosen as $h_n = h$, $J_n = J$ for $n \neq 0$ and $J_0 = tJ$. Similarly, a modified transverse field at the interface is described by $h_n = h$ for $n \neq 0$ and $h_0 = th$. We work at the critical point given by $J = h = 1$. Then H is normalized such that the velocity of the single-particle excitations in the homogeneous system is $v = 1$ and only one parameter, the defect strength t , remains.

To calculate the entanglement, one introduces fermions in (2) via the Jordan-Wigner transformation and then determines the fermionic single-particle eigenvalues ε_l of the operator \mathcal{H} in the

exponent of the reduced density matrix

$$\rho = \frac{1}{Z} \exp(-\mathcal{H}) \quad (3)$$

from the correlations [10]. The entanglement entropy $S = -\text{Tr}(\rho \ln \rho)$ is then given by

$$S = \sum_l \ln(1 + e^{-\varepsilon_l}) + \sum_l \frac{\varepsilon_l}{e^{\varepsilon_l} + 1} \quad (4)$$

Numerical calculations along these lines were done in [5] for the case of a ring with *two* equal defects on opposite sides. This configuration has essentially the same features as the open chain and one obtains the result (1) with $\nu = 2$. The effective central charge $c_{\text{eff}}(t)$ rises from zero for $t = 0$ (where the system is cut in two) to one-half for $t = 1$ (where it becomes homogeneous). It is shown in Fig. 2 of Ref. [5].

The same function had been found before, also numerically, for the case of a segment in an infinite XX chain with a hopping defect at one interface [4]. The other, unmodified interface then contributes an additive constant to $c_{\text{eff}}(t)$. The background of this universality is the close connection between the two kinds of chains. By taking a critical TI chain with a bond defect and another one with a field defect, both of strength t , superimposing them and using dual variables, one arrives at [11, 12]

$$H = -\frac{1}{2} \sum_{n \neq 0} (\sigma_n^x \sigma_{n+1}^x + \sigma_n^y \sigma_{n+1}^y) - \frac{1}{2} t (\sigma_0^x \sigma_1^x + \sigma_0^y \sigma_1^y) \quad (5)$$

It was shown in [13] that the XX system with $2L$ sites in the subsystem and the combined TI systems with L sites have the same set of eigenvalues ε_l . This holds even in the inhomogeneous case and can easily be checked numerically. As a consequence, $S_{XX}(2L) = S_{TI}^1(L) + S_{TI}^2(L)$, which explains the common c_{eff} .

Given the central role of the single-particle spectrum of \mathcal{H} , it is important to see how this spectrum varies with the defect strength. This is shown in Fig. 1 for TI chains with $2L = 300$ sites. The characteristic feature is the development of a gap at the lower end of the spectrum and an upward shift of the whole dispersion curve, which increases roughly like $\ln(1/t)$ as t goes to zero. This upward shift causes a decrease of S for a fixed value of L . In particular, it makes S vanish if $t = 0$ and the system is cut in two. The logarithmic variation of S with L , on the other hand, is related to a gradual lowering of the eigenvalues as L increases. These features will be found again in the analytical treatment, to which we now turn.

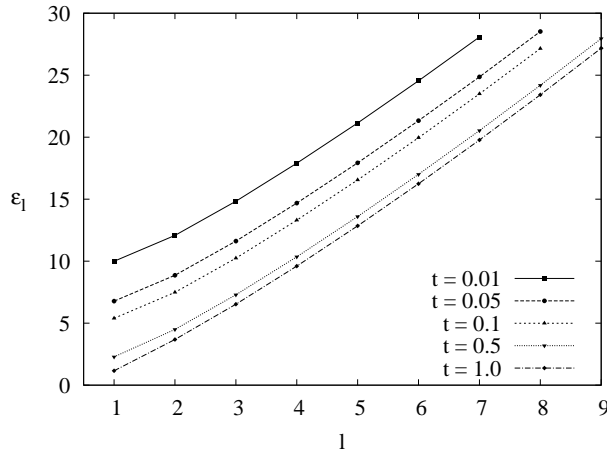


FIG. 1: Single-particle eigenvalues ε_l as a function of the defect strength for TI chains with $2L = 300$ sites.

III. RELATION TO A TWO-DIMENSIONAL PROBLEM

In the case of a homogeneous chain, the TI Hamiltonian commutes with the diagonal transfer matrix of an isotropic two-dimensional Ising model and its ground state can be obtained from the partition function of a long Ising strip [10, 14]. The reduced density matrix is then given by a strip with a perpendicular cut as shown in Fig. 2 on the left. One expects that the chain with a defect is related to a planar Ising system with a defect line as indicated. However, the relations in [15] show that by diagonally layering the Ising lattice one cannot obtain a commuting TI Hamiltonian with only a *single* modification (bond or field). Therefore we consider a lattice in the normal orientation and its row or column transfer matrices. It is well-known, that in a proper anisotropic (Hamiltonian) limit, they are just the exponential of a TI operator. This also holds with defect lines. For the case of a ladder defect, we can refer to Fig. 3. If the horizontal couplings are large and the vertical ones are small, the column transfer matrix, running in the direction of the ladder, is given by

$$T = A \exp(-2K_2^* H) \quad (6)$$

with H as in (2) and A a constant. The quantity K_2^* is the dual coupling of K_2 , $\text{sh}(2K_2^*) = 1/\text{sh}(2K_2)$, and thus also small by assumption. The parameters in H are $h_n = 1$, $J_n = K_1/K_2^*$, $J_0 = K_0/K_1 J_n$. At the critical point $K_2^* = K_1$ and one obtains the critical TI model with a bond defect given by $t = K_0/K_1$.

This is, however, not quite enough, since we want to use a conformal mapping in the following, for which the 2D system should be isotropic. In the homogeneous case, one can achieve this by a

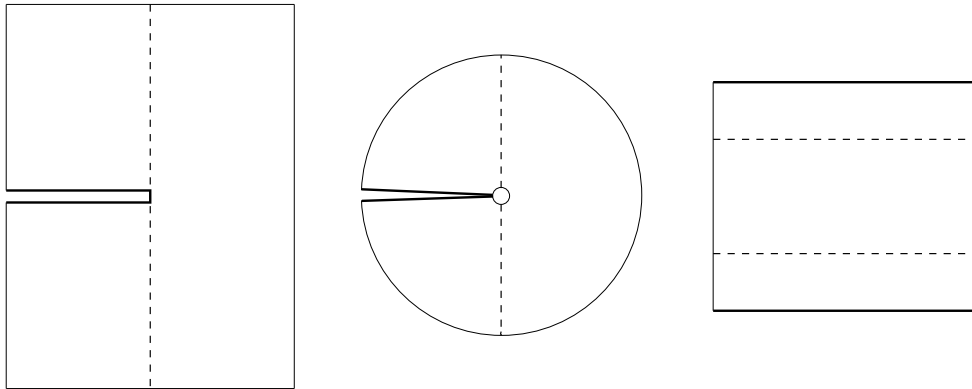


FIG. 2: Representation of ρ for a half-chain by two-dimensional partition functions. Left: Original representation. Centre: Simplified annular geometry. Right: Strip geometry obtained by mapping. The defect line is shown dotted.

rescaling such that the velocity of the excitations becomes $v = 1$. Thus one omits the factor $2K_2^*$ in (6) and has $T = A \exp(-H)$. This is then valid in the continuum limit or for large distances. With a defect, the situation is more subtle. The local magnetic exponent β_1 , which also gives the power-law decay of the correlations parallel to the defect, is for the ladder [6, 16, 17]

$$\beta_1 = \frac{2}{\pi^2} \arctan^2 \left(\frac{\text{th } K_1}{\text{th } K_0} \right) \quad (7)$$

where the couplings are taken at criticality. Thus it matters whether one is in the Hamiltonian limit, where the argument in the arctan is K_1/K_0 , or in the isotropic case, where it is $\text{th } K_1/\text{th } K_0$ with $\text{th } K_1 = \text{th } K_c = \sqrt{2} - 1$. Therefore the TI Hamiltonian only corresponds to an isotropic system if also the defect parameter t is renormalized to

$$t = \frac{\text{th } K_0}{\text{th } K_1}, \quad \text{bond defect} \quad (8)$$

For a chain defect with modified horizontal couplings K_0 , analogous considerations apply. The TI Hamiltonian then contains a modified field given by K_0^*/K_2^* where now the dual couplings enter. These also appear in the local exponent and one has to renormalize the defect parameter to

$$t = \frac{\text{th } K_0^*}{\text{th } K_2^*}, \quad \text{field defect} \quad (9)$$

where one can use $K_2^* = K_1 = K_c$.

Having related the TI chain to an isotropic Ising lattice, we can now turn to the partition function. Instead of studying the geometry shown on the left in Fig. 2, we will consider the one in the centre, where the system is an annulus with a small inner radius a of the order of the lattice constant and outer radius $R = La$. This could be achieved approximately by the mapping used in

[18]. The pieces in the lower and upper half-plane can now be viewed as azimuthal corner transfer matrices (CTMs) spanning an angle of 180° and containing a defect line in their centre. Using the mapping $w = \ln z$, the annulus becomes the strip shown on the right of Fig. 2 with width $\ln(R/a)$ and height 2π . One can now calculate the partition function $Z(n)$ for a strip formed by repeating n such units to give a height of $2\pi n$, and closed in the vertical direction. Then S follows from the usual formula, used also in [9],

$$S = \left(1 - \frac{d}{dn}\right) \ln Z(n) \Big|_{n=1}. \quad (10)$$

However, since the transfer matrix needed to calculate $Z(n)$ is just the transform of the corner transfer matrix which upon squaring gives ρ , one can also obtain the single-particle eigenvalues in \mathcal{H} directly from it and then use (4).

IV. TRANSFER MATRIX

We now consider the strip and discretize the problem again by inserting a lattice with $2M$ rows and N columns. The couplings are isotropic, but we leave them anisotropic for the moment. The basic unit is half the strip with M rows and one defect line in the middle. This is shown, for the case of a ladder defect, in Fig. 3. The row transfer matrix for the whole unit will be called W . It has the form $W = V^{M/2} V_{01} V^{M/2}$ where $V = V_1^{1/2} V_2 V_1^{1/2}$ is the symmetrized row transfer matrix for one step and V_{01} describes the ladder. The quantities V_1 and V_2 contain the vertical and the horizontal bonds, respectively, and are given by

$$\begin{aligned} V_1 &= e^{K_1^* \sum_n \sigma_n^x} = e^{K_1^* \sum_n (2c_n^\dagger c_{n-1})} \\ V_2 &= e^{K_2 \sum_n \sigma_n^z \sigma_{n+1}^z} = e^{K_2 \sum_n (c_n^\dagger - c_n)(c_{n+1}^\dagger + c_{n+1})} \end{aligned} \quad (11)$$

where we left out a prefactor in V_1 which is not important here. The second, fermionic forms arise after a spin rotation and a Jordan-Wigner transformation. The ladder operator is $V_{01} = V_0 V_1^{-1}$ where V_0 has the same structure as V_1 with K_0^* replacing K_1^* .

Although such product matrices as V and W can be diagonalized for the open boundaries we want to treat [19], the procedure is much simpler for periodic boundary conditions. We therefore assume these for the moment, which will give us the functional form of the eigenvalues. A Fourier transformation $c_n = e^{-i\pi/4} \frac{1}{\sqrt{N}} \sum_q e^{iqn} c_q$ then gives

$$\begin{aligned} V_1^{1/2} &= \prod_{q>0} \exp \left\{ K_1^* (c_q^\dagger c_q + c_{-q}^\dagger c_{-q}) \right\} \\ V_2 &= \prod_{q>0} \exp \left\{ 2K_2 \left[\cos q (c_q^\dagger c_q + c_{-q}^\dagger c_{-q}) - \sin q (c_q^\dagger c_{-q}^\dagger + c_{-q} c_q) \right] \right\} \end{aligned} \quad (12)$$

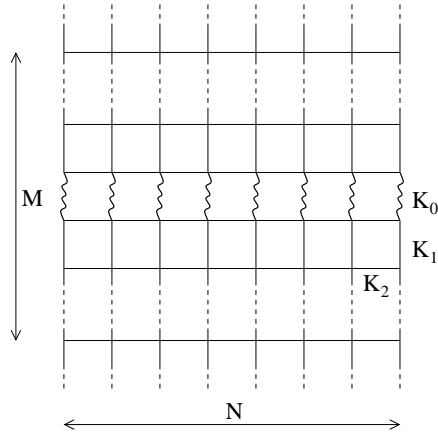


FIG. 3: Lattice and couplings in the strip geometry.

where the momenta q are different for even or odd total fermion number. The problem now separates in $(q, -q)$ subspaces, and is solved by introducing new operators α_q, β_q via a Bogoljubov transformation [20]

$$\begin{pmatrix} c_q \\ c_{-q}^\dagger \end{pmatrix} = \begin{pmatrix} \cos \varphi_q & -\sin \varphi_q \\ \sin \varphi_q & \cos \varphi_q \end{pmatrix} \begin{pmatrix} \alpha_q \\ \beta_q^\dagger \end{pmatrix} \quad (13)$$

The diagonal form of the operator V then reads, after changing to $k = \pi - q$

$$V = A \exp \left(\sum_{k>0} \gamma_k (\alpha_k^\dagger \alpha_k + \beta_k^\dagger \beta_k) \right) \quad (14)$$

with the well-known dispersion of the homogeneous system

$$\text{ch } \gamma_k = \text{ch } 2K_1^* \text{ch } 2K_2 - \text{sh } 2K_1^* \text{sh } 2K_2 \cos k \quad (15)$$

In a second step, one uses this result to diagonalize W . Some details are given in Appendix A. W has the same exponential form (14) as V but with other operators and single-particle eigenvalues ω_k given by

$$\text{ch } \omega_k = \text{ch } 2\Delta \text{ch } M\gamma_k + \text{sh } 2\Delta \text{sh } M\gamma_k \cos 2\varphi_k \quad (16)$$

where $\Delta = K_0^* - K_1^*$. This is completely general. We now specialize to an isotropic critical system and small k . Then one has $\gamma_k = k$, $\cos 2\varphi_k = k/\sqrt{2}$ and the second term in (16) can be neglected. If one writes $Mk = \varepsilon_k$ for the eigenvalues of the homogeneous system, the relation becomes

$$\text{ch } \omega_k = \text{ch } 2\Delta \text{ch } \varepsilon_k \quad (17)$$

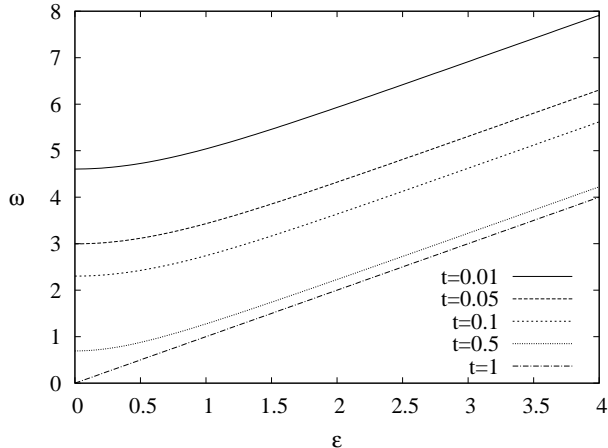


FIG. 4: Dispersion relation for the single-particle excitations in W for several values of the defect strength.

The basic feature is that the defect introduces a gap 2Δ into the spectrum, because it makes the system locally non-critical. The parameter $\text{ch } 2\Delta$ can be rewritten as

$$\text{ch } 2\Delta = \frac{1}{2} \left(\frac{\text{th } K_0}{\text{th } K_1} + \frac{\text{th } K_1}{\text{th } K_0} \right) \quad (18)$$

which gives via (8) a very simple relation with the chain parameter t

$$\text{ch } 2\Delta = \frac{1}{2} \left(t + \frac{1}{t} \right) \quad (19)$$

In Fig. 4 we show the resulting dispersion curves for several values of t . One sees that they become rapidly linear for larger values of ε and show an upward shift, which from (17) is $\ln \text{ch } 2\Delta$ and thus varies logarithmically with t for small t . These are exactly the features found in Fig. 1 for the numerical eigenvalues of the operator \mathcal{H} . According to the remark at the end of section 3, these should correspond to $2\omega_k$, since one needs two transfer matrices to build the full system. A comparison of the numerical values of $2\omega(t)$ and $2\omega(t=1)$ verifies (17) relatively well, but there are shifts which may have to do with the open boundaries. The allowed values of the momenta k in this case have to be determined from an equation which is known in the homogeneous case [19] and will be modified by the defect. In particular, they will vary with the defect strength.

So far our consideration has been for a ladder defect in the lattice. The case of a chain defect can be obtained very simply by making a dual transformation in the transfer matrices V_1 and V_2 . This leaves the spectrum invariant, but changes vertical bonds into horizontal ones. The resulting chain defect then has coupling K_0^* . Changing this into the desired K_0 , one finds that $\text{ch } 2\Delta$ has again the form (19) with t now given by (9). Thus bond and field defects in the TI chain lead to the same transfer matrix spectra.

One should mention that a similar situation was found for CTM spectra in critical Ising models with a radial perturbation of the couplings decaying as $1/r$ [6, 21]. This problem can be mapped to a homogeneous strip which is slightly non-critical. The dispersion relation then assumes the relativistic form $\omega_k = \sqrt{\Delta^2 + \varepsilon_k^2}$. Our result reduces to this form for small Δ .

For the following considerations we define the parameter

$$s = \frac{1}{\text{ch } 2\Delta} = \sin(2 \arctan t) = \sin\left(2 \arctan \frac{1}{t}\right) \quad (20)$$

which will turn out to be the quantity used in Ref. [9].

V. ENTANGLEMENT ENTROPY

We are now in the position to evaluate S . For this we insert $2\omega_k$ as single-particle eigenvalues in the expression (4) and assume a large value of N , so that the sum can be converted into an integral via

$$\sum_k \rightarrow \frac{N}{\pi} \int_0^\infty dk = \frac{N}{M\pi} \int_0^\infty d\varepsilon \quad (21)$$

The gradual shift of the allowed values of k for free boundaries does not play a rôle in this limit. The mapping gives $2M/N = 2\pi/\ln L$, so the prefactor of the second integral is $\ln L/\pi^2$ and we have the formula

$$S = \frac{1}{\pi^2} I \ln L \quad (22)$$

with

$$I = I_1 + I_2 = \int_0^\infty d\varepsilon \ln(1 + e^{-2\omega}) + \int_0^\infty d\varepsilon \frac{2\omega}{e^{2\omega} + 1} \quad (23)$$

Thus the entanglement entropy varies logarithmically and the coefficient is given by the integrals in I . Inserting $\text{ch } \omega = \text{ch } \varepsilon/s$, it depends on the single parameter s which in turn is determined by the defect strength t . In principle, this is the complete solution of the problem.

In the homogeneous case where $t = s = 1$, the two integrals both have the value $\pi^2/24$ and one obtains the standard result $S = c/6 \ln L$ with $c = 1/2$. For general values of s , the integrals cannot be evaluated, but only brought into a simpler form. Differentiating twice with respect to s and substituting $x = \text{ch } \varepsilon/s$ gives

$$I''(s) = \frac{1}{s^2} \int_{1/s}^\infty \frac{dx}{\sqrt{x^2 - s^{-2}}} \left[\frac{x}{\sqrt{x^2 - 1}^3} \text{arch } x - \frac{1}{x^2 - 1} \right] \quad (24)$$

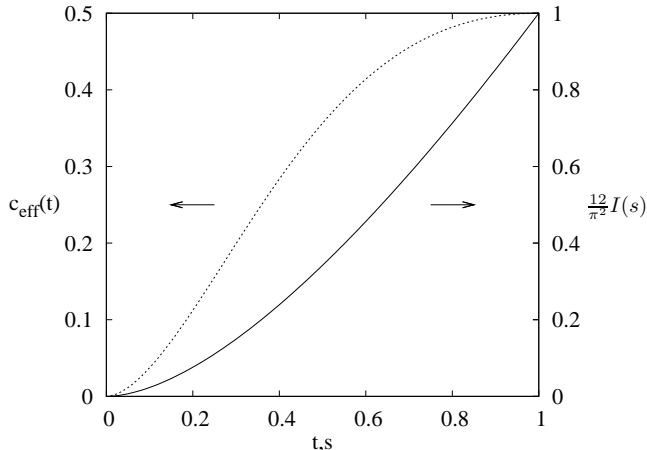


FIG. 5: Effective central charge $c_{\text{eff}}(t)$ as a function of the defect strength t and the normalized quantity $12I(s)/\pi^2$.

This can be evaluated using partial integrations with the simple result

$$I''(s) = -\frac{1}{1-s^2} \ln s \quad (25)$$

Integrating this again with the boundary values $I(0) = I(0)' = 0$ then leads to

$$I(s) = -\frac{1}{2} \left\{ \left[(1+s) \ln(1+s) + (1-s) \ln(1-s) \right] \ln s + (1+s) \text{Li}_2(-s) + (1-s) \text{Li}_2(s) \right\} \quad (26)$$

where $\text{Li}_2(s)$ denotes the dilogarithm function defined by

$$\text{Li}_2(z) = -\int_0^z dx \frac{\ln(1-x)}{x} \quad (27)$$

The function $12/\pi^2 I(s)$ is shown in Fig. 5 and rises smoothly from 0 to 1 as s increases. At $s = 0$, it is non-analytic and varies as $(s^2/2) \ln(1/s)$. The quantity $c_{\text{eff}} = 6/\pi^2 I$ as a function of the defect strength t is also shown in Fig. 5 and varies between 0 and 1/2. It has the same non-analyticity near $t = 0$, found already in [5], but varies quadratically near $t = 1$. If one takes the numerical data of [5], they lie perfectly on the curve. The same holds for the data on the XX model. Since $s(t) = s(1/t)$, one obtains the same c_{eff} for weakened or strengthened defect bonds. This was also observed in the numerics. According to the previous findings, field defects will also lead to the same results.

A quantity closely related to S is the largest eigenvalue w_1 of the reduced density matrix ρ . It plays a role in the so-called single-copy entanglement problem [22]. If one writes $S_1 = -\ln w_1$, the quantity S_1 is given by the first term in I

$$S_1 = \frac{1}{\pi^2} I_1 \ln L = \frac{\kappa_{\text{eff}}}{6} \ln L \quad (28)$$

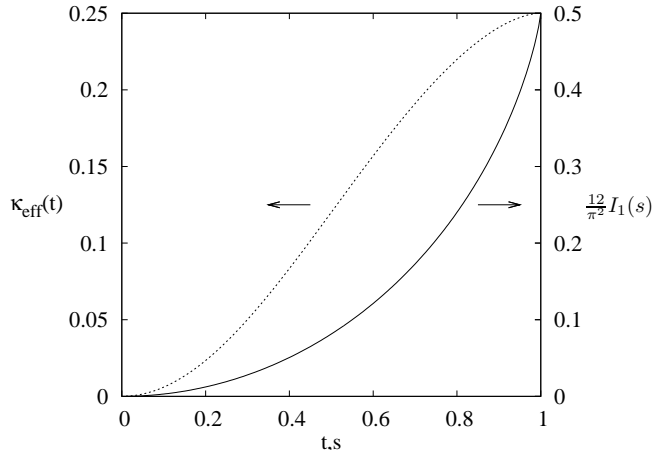


FIG. 6: Coefficient of the single-copy entanglement $\kappa_{\text{eff}}(t)$ as a function of the defect strength t and the normalized quantity $12 I_1(s)/\pi^2$.

with a coefficient κ_{eff} analogous to c_{eff} . Therefore w_1 varies as a power of L and the exponent is $-\kappa_{\text{eff}}/6$. In the homogeneous system, $\kappa = c/2$ because then the integrals I_1 and I_2 have the same value. This is a general result for (homogeneous) conformally invariant systems [23–25]. For arbitrary s , one can calculate I_1 in the same way as I . For the second derivative one finds

$$I_1''(s) = \frac{1}{1-s^2} + \frac{1}{2s^2} \ln(1-s^2) \quad (29)$$

which upon integration gives the simple result

$$I_1(s) = \frac{1}{2} [\text{Li}_2(s) + \text{Li}_2(-s)] \quad (30)$$

The quantity $12/\pi^2 I_1(s)$ is shown in Fig. 6 and seen to rise from zero to $1/2$ with a vertical slope at $s = 1$. In $\kappa_{\text{eff}}(t)$, the slope is zero, but the function is non-analytic, varying as $(1-t)^2 \ln(1/(1-t))$ near $t = 1$. For small t , the behaviour is $6t^2/\pi^2$, which was found already in [5] via perturbation theory. In [5] the whole function $\kappa_{\text{eff}}(t)$ was also calculated numerically and again the data match the formula given here.

Finally, we want to make contact with the result found by Sakai and Satoh in [9]. There, in Eq. (4.6), a c_{eff} was given which consists of a term linear in a parameter s minus an integral of bosonic origin which seems very different from the fermionic $I(s)$. However, its second derivative is exactly (25) and it actually equals $I(s)$ as one can also verify by numerical integration. But it enters with a negative sign, and the additional linear term gives a finite slope at $s = 0$. Therefore the given expression cannot apply to our situation.

VI. DISCUSSION

Our calculations have given the asymptotic behaviour of the entanglement entropy between two halves of TI and XX chains separated by interface defects. In particular, the effective central charge was found directly in terms of the corresponding defect parameter t . The same holds for κ_{eff} related to the largest density-matrix eigenvalue. The continuous variation of both quantities is analogous to that of the magnetic exponent β_1 , and this analogy becomes even closer if one determines β_1 as in Appendix B. Thus all of them reflect the marginal character of the perturbation.

Physically, one expects that these features are correlated with more elementary properties of the problem. For the XX chain, the obvious one is the transmission through the defect. This can be expressed through the two scattering phases one obtains from the S matrix. At the Fermi surface for half filling ($k_F = \pi/2$), these are given by

$$\delta_{\pm} = \pm \left(2 \arctan t - \frac{\pi}{2} \right) \quad (31)$$

and were already used in [4] to guess an approximate expression for c_{eff} . The transmission coefficient then is

$$\mathcal{T} = \cos^2 \left(\frac{\delta_+ - \delta_-}{2} \right) = \sin^2(2 \arctan t) = s^2 \quad (32)$$

which gives a direct physical interpretation to the parameter s . The TI model is not as straightforward, but one finds the same result. Such formulae also appear in the treatment of conformal defects [26]. They open the possibility to apply the results found here also to other situations. The simplest case is the XX chain with arbitrary filling. Then it can be checked numerically that the corresponding $\mathcal{T}(k_F)$ gives the correct c_{eff} . But one can also consider more complicated types of defects, where a direct calculation as done here would be quite difficult [27]. An interesting problem would also be the extension to a quench from a homogeneous system to one with a defect. The numerics show, that c_{eff} then appears in the time dependence [5].

Acknowledgments

We thank Ferenc Iglói for correspondence and for making his data available to us and Malte Henkel for discussions. I.P. also thanks the Niels Bohr Institute for its hospitality at the final stage of this work. V.E. acknowledges financial support by the Danish Research Council, QUANTOP and the EU projects COQUIT and QUEVADIS.

APPENDIX A.

In this appendix, we give some more details on the diagonalization of W for completeness. Such calculations have, of course, been done also in other studies dealing with layered Ising lattices, see e.g. [28–30].

We begin with V . Forming Heisenberg operators with V_1 and V_2 , one has

$$\begin{aligned} V_1^{1/2} \begin{pmatrix} c_q \\ c_{-q}^\dagger \end{pmatrix} V_1^{-1/2} &= \begin{pmatrix} e^{-K_1^*} & 0 \\ 0 & e^{K_1^*} \end{pmatrix} \begin{pmatrix} c_q \\ c_{-q}^\dagger \end{pmatrix} \\ V_2 \begin{pmatrix} c_q \\ c_{-q}^\dagger \end{pmatrix} V_2^{-1} &= \begin{pmatrix} C_2 - S_2 \cos q & S_2 \sin q \\ S_2 \sin q & C_2 + S_2 \cos q \end{pmatrix} \begin{pmatrix} c_q \\ c_{-q}^\dagger \end{pmatrix} \end{aligned} \quad (33)$$

with the notation $C_i = \text{ch } 2K_i$ and $S_i = \text{sh } 2K_i$ for $i = 1, 2$. This gives for V

$$V \begin{pmatrix} c_q \\ c_{-q}^\dagger \end{pmatrix} V^{-1} = \begin{pmatrix} e^{-2K_1^*}(C_2 - S_2 \cos q) & S_2 \sin q \\ S_2 \sin q & e^{2K_1^*}(C_2 + S_2 \cos q) \end{pmatrix} \begin{pmatrix} c_q \\ c_{-q}^\dagger \end{pmatrix} \quad (34)$$

The matrix on the right has determinant 1 and thus eigenvalues $e^{\pm\gamma_q}$ where

$$\text{ch } \gamma_q = C_1^* C_2 + S_1^* S_2 \cos q \quad (35)$$

It is diagonalized by the canonical transformation (13) where the angle is, for the isotropic system at the critical point

$$\cos 2\varphi_q = \sqrt{\frac{2 \cos^2 \frac{q}{2}}{1 + \cos^2 \frac{q}{2}}} \quad (36)$$

The matrix V then has the diagonal form given in (14).

In the second step one needs the Heisenberg operators of α_q and β_q with $V^{M/2}$ and V_{01} . These are

$$\begin{aligned} V^{M/2} \begin{pmatrix} \alpha_q \\ \beta_q^\dagger \end{pmatrix} V^{-M/2} &= \begin{pmatrix} e^{-M\gamma_q/2} & 0 \\ 0 & e^{M\gamma_q/2} \end{pmatrix} \begin{pmatrix} \alpha_q \\ \beta_q^\dagger \end{pmatrix} \\ V_{01} \begin{pmatrix} \alpha_q \\ \beta_q^\dagger \end{pmatrix} V_{01}^{-1} &= \begin{pmatrix} c^2 e^{-2\Delta} + s^2 e^{2\Delta} & cs(e^{2\Delta} - e^{-2\Delta}) \\ cs(e^{2\Delta} - e^{-2\Delta}) & c^2 e^{2\Delta} + s^2 e^{-2\Delta} \end{pmatrix} \begin{pmatrix} \alpha_q \\ \beta_q^\dagger \end{pmatrix} \end{aligned} \quad (37)$$

where $\Delta = K_0^* - K_1^*$, $c = \cos \varphi_q$ and $s = \sin \varphi_q$. This finally gives for the transfer matrix W

$$W \begin{pmatrix} \alpha_q \\ \beta_q^\dagger \end{pmatrix} W^{-1} = V^{M/2} V_{01} V^{M/2} \begin{pmatrix} \alpha_q \\ \beta_q^\dagger \end{pmatrix} V^{-M/2} V_{01}^{-1} V^{-M/2} = \begin{pmatrix} a & d \\ d & b \end{pmatrix} \begin{pmatrix} \alpha_q \\ \beta_q^\dagger \end{pmatrix} \quad (38)$$

with

$$\begin{aligned}
a &= (\operatorname{ch} 2\Delta - \operatorname{sh} 2\Delta \cos 2\varphi_q) e^{-M\gamma_q} \\
b &= (\operatorname{ch} 2\Delta + \operatorname{sh} 2\Delta \cos 2\varphi_q) e^{M\gamma_q} \\
d &= \operatorname{sh} 2\Delta \sin 2\varphi_q.
\end{aligned}
\tag{39}$$

Again the determinant equals 1 and the eigenvalues have the form $e^{\pm\omega_q}$. This leads to the result (16) in the text.

APPENDIX B.

The local magnetic exponent β_1 was used in section 3 to find the correct correspondence between the defect parameters in the chain and in the Ising lattice. If β_1 were not known, one could also have calculated it with our approach. In the CTM method, order parameters are obtained by fixing the spins at the outer boundary and then calculating the expectation value m_0 of the central spin. For free fermionic systems, this gives m_0 as a product involving the single-particle CTM eigenvalues [6]. Taking the logarithm and converting the sum into an integral via (21) one finds in our notation

$$\ln m_0 = \ln L \frac{1}{\pi^2} \int_0^\infty d\varepsilon \ln \operatorname{th} \omega \tag{40}$$

The coefficient of $\ln L$ is then $-\beta_1$. The same formula was used also in [21]. In contrast to $I(s)$, this integral can be evaluated in closed form. Substituting $z = 1/\operatorname{ch} \varepsilon$ one has

$$\beta_1 = -\frac{1}{2\pi^2} \int_0^1 \frac{dz}{z\sqrt{1-z^2}} [\ln(1+sz) + \ln(1-sz)] = \frac{1}{2\pi^2} \arcsin^2 s \tag{41}$$

Since $s = \sin(2 \arctan t) = \sin(2 \arctan \frac{1}{t})$, one has to make a choice here. Taking the second form gives

$$\beta_1 = \frac{2}{\pi^2} \arctan^2 \left(\frac{1}{t} \right) \tag{42}$$

which is the ladder result (7) if one writes it in terms of the lattice parameters. However, since (41) cannot exceed the value $\beta_1 = 1/8$ of the homogeneous system, this expression is valid only for $t \geq 1$, or $K_0 \geq K_1$. For $t < 1$, one has to take the first form for s . But in this case, when the system is slightly in the disordered phase, the fixed boundaries lead to an additional low-lying eigenvalue ω_0 which vanishes as a power of L and thus contributes to β_1 . Such a situation was already found in [21], and through this mechanism (42) will be obtained also for $t < 1$. The case of the chain defect is analogous.

-
- [1] G. C. Levine, Phys. Rev. Lett. **93**, 266402 (2004).
 - [2] J. Zhao, I. Peschel, and X. Wang, Phys. Rev. B **73**, 024417 (2006).
 - [3] C. L. Kane and M. P. A. Fisher, Phys. Rev. B **46**, 15233 (1992).
 - [4] I. Peschel, J. Phys. A: Math. Gen. **38**, 4327 (2005).
 - [5] F. Iglói, Z. Szatmári, and Y.-C. Lin, Phys. Rev. B **80**, 024405 (2009).
 - [6] F. Iglói, I. Peschel, and L. Turban, Adv. Phys. **42**, 683 (1993).
 - [7] M. Oshikawa and I. Affleck, Nucl. Phys. B **495**, 533 (1997).
 - [8] L. Turban, J. Phys. A: Math Gen. **18**, L325 (1985).
 - [9] K. Sakai and Y. Satoh, J. High Energy Phys. JHEP12(2008)001 (2008).
 - [10] I. Peschel and V. Eisler, J. Phys. A: Math. Theor. **42**, 504003 (2009).
 - [11] I. Peschel and K. D. Schotte, Z. Phys. B **54**, 305 (1984).
 - [12] L. Turban, Physics Letters A **104**, 435 (1984).
 - [13] F. Iglói and R. Juhász, Europhys. Lett. **81**, 57003 (2008).
 - [14] I. Peschel, M. Kaulke, and Ö. Legeza, Ann. Phys. (Leipzig) **8**, 153 (1999).
 - [15] F. Iglói and P. Lajkó, J. Phys. A: Math. Gen. **29**, 4803 (1996).
 - [16] R. Z. Bariev, Zh. Eksp. Teor. Fiz. **77**, 1217 (1979), [Sov. Phys. JETP **50**, 613 (1979)].
 - [17] B. M. McCoy and J. H. H. Perk, Phys. Rev. Lett. **44**, 840 (1980).
 - [18] C. Holzhey, F. Larsen, and F. Wilczek, Nucl. Phys. B **424**, 443 (1994).
 - [19] D. B. Abraham, Stud. Appl. Math. **50**, 71 (1971).
 - [20] T. D. Schultz, D. C. Mattis, and E. H. Lieb, Rev. Mod. Phys. **36**, 856 (1964).
 - [21] I. Peschel and R. Wunderling, Ann. Phys. (Leipzig) **1**, 125 (1992).
 - [22] J. Eisert and M. Cramer, Phys. Rev. A **72**, 042112 (2005).
 - [23] I. Peschel and J. Zhao, J. Stat. Mech. P11002 (2005).
 - [24] R. Orús, J. I. Latorre, J. Eisert, and M. Cramer, Phys. Rev. A **73**, 060303(R) (2006).
 - [25] H. Q. Zhou, T. Barthel, J. O. Fjærestad, and U. Schollwöck, Phys. Rev. A **74**, 050305(R) (2006).
 - [26] T. Quella, I. Runkel, and G. M. T. Watts, J. High Energy Phys. JHEP04(2007)095 (2007).
 - [27] V. Eisler and S. S. Garmon, in preparation.
 - [28] F. Becker and H. Hahn, Phys. Lett. A **42**, 9 (1972).
 - [29] H. Au-Yang and B. M. McCoy, Phys. Rev. B **10**, 886 (1974).
 - [30] P. Hoever, W. F. Wolff, and J. Zittartz, Z. Phys. B **41**, 43 (1981).