

A regularization of the hamiltonian constraint compatible with the spinfoam dynamics

Emanuele Alesci^{1,2} and Carlo Rovelli²

¹ *Universität Erlangen, Institut für Theoretische Physik III,*

Lehrstuhl für Quantengravitation Staudtstrasse 7, D-91058 Erlangen, EU

² *Centre de Physique Théorique de Luminy*, Case 907, F-13288 Marseille, EU*

December 2, 2018

Abstract

We introduce a new regularization for Thiemann's Hamiltonian constraint. The resulting constraint can generate the 1-4 Pachner moves and is therefore more compatible with the dynamics defined by the spinfoam formalism. We calculate its matrix elements and observe the appearance of the $15j$ Wigner symbol in these.

1 Introduction

The recent years have seen a steady convergence between the canonical (spin networks) [1] and the covariant (spinfoams) [2, 3] versions of loop quantum gravity (LQG) [4]. In 3-d, the relation between the two formalisms has been clarified in [5]. In 4-d, the effort to compute the two-point function of the theory [6] has led to a modification of the covariant theory whose background independent *kinematics* matches the canonical one [7, 8, 9]. Relating the *dynamics* appears to be less obvious [10], in spite of the fact that the spinfoam formalism was originally conceived as an exponentiation of the canonical evolution [11]. Here we introduce a small modification of the canonical hamiltonian constraint operator, which brings it closer to the spinfoam dynamics, thus realizing a possible step towards the full convergence of the two formalisms.

The modification we consider is a different regularization of the curvature that appears in the hamiltonian constraint. Instead of point-splitting the curvature over a loop, we point-split it over a tetrahedral graph. More precisely, instead of writing the curvature as a limit of the holonomy of the connection around a closed loop, we write it as a limit of the spin-network function of the connection, associated to a tetrahedral graph.

The consequences of this alternative regularization are multifold. First, the regularized operator appears to be more natural and more symmetric, especially when acting on four-valent nodes, where it admits a natural simplicial interpretation. In particular, the curvature is evaluated on a plane which appears to be natural from a geometric point of view. Second, and more importantly, when acting on a node the resulting quantum operator generates *three* new nodes, rather than two, as the old Hamiltonian operator. Therefore the constraint implements the 1-4 Pachner move [2], which is characteristic of the spinfoam dynamics. Third, the resulting operator creates 4-valent nodes, rather than 3-valent ones, as the old Hamiltonian operator. Since 3-valent nodes have zero volume, the new operator can create nodes with volume. Finally, when we compute matrix elements of this operator, we find $15j$ Wigner symbols, as well as fusion coefficients [7, 12], namely the basic building blocks of the spinfoam dynamics.

This paper is organized as follows. In Section II we introduce the tetrahedral regularization of the curvature. In Section III we review the Thiemann's construction of the Hamiltonian constraint

*Unité mixte de recherche (UMR 6207) du CNRS et des Universités de Provence (Aix-Marseille I), de la Méditerranée (Aix-Marseille II) et du Sud (Toulon-Var); laboratoire affilié à la FRUMAM (FR 2291).

and define the new constraint. In Section IV we evaluate some of its matrix elements. We summarize our results in Section V. Several Appendices give basic computational tools.

2 Tetrahedral regularization of the curvature

We begin by introducing our main new ingredient for the definition of the hamiltonian constraint: a spin-network regularization of the curvature. The hamiltonian constraint is a function of the curvature F of the Ashtekar-Barbero connection A [24] (see details in the next section). Since neither A nor F are well defined operators in LQG, the hamiltonian operator is defined by point spitting the curvature in terms of the holonomy $h[\alpha] \in SU(2)$ of A along a closed loop α . Consider a triangular loop α_{12} with vertices n, n_1, n_2 and sides s_{01}, s_{02}, s_{12} , and consider the quantity

$$h_{\Delta}^i := \text{Tr}[h_{\alpha_{12}} \tau^i] \quad (1)$$

where τ^i are the (anti-hermitian) generators of $su(2)$ (which are $i/2$ times the Pauli matrices). To first order in the area a of the triangle α_{12} , this gives curvature at n , in the plane defined by the triangle. In locally flat coordinates $x^a, a = 1, 2, 3$, we have, to first order in the area of the triangle,

$$h_{\Delta}^i = -\frac{1}{4} F_{ab}^i(n) s_{01}^a s_{02}^b. \quad (2)$$

More in general [21], we can take the holonomy h and the generators τ^i in (1) in an arbitrary spin- m representation, and the last equation becomes

$$h_{\Delta}^i = \frac{N_m^2}{6} F_{ab}^i(n) s_{01}^a s_{02}^b. \quad (3)$$

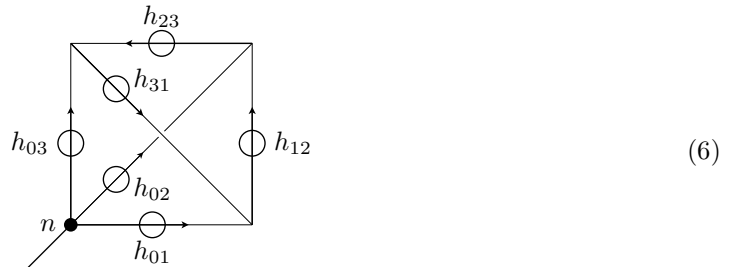
where $N_m^2 = \text{Tr}[\tau^i \tau^i] = -(2m+1)m(m+1)$. Explicitly, calling $h[s]$ the holonomy of A along the segment s , writing s_{ba} to indicate the segment s_{ab} with reversed orientation, and using the normalized 3-valent intertwiners $\tau^i{}_{ab} = N_m i^i{}_{ab}$ (that satisfies $i^i{}_{ab} i^i{}_{ab} = 1$), we can write

$$h_{\Delta}^i = N_m i^i{}_{\alpha\beta} h[s_{01}]_{\beta\gamma} h[s_{12}]_{\gamma\delta} h[s_{20}]_{\delta\alpha}. \quad (4)$$

The idea that we develop in this paper is to replace h_{Δ}^i with a different object, which we denote h_{Δ}^i , and which is defined by the *spin-network function* of the connection A , associated to the tetrahedron generated by *three* segments s_{01}, s_{02}, s_{03} , emerging from a point n , with one open link. Let's define

$$h_{\Delta}^i = c_m N_m i^{i\alpha\beta\gamma} i^{\delta\epsilon\zeta} i^{\theta\iota\kappa} i^{\lambda\mu\nu} h[s_{01}]_{\alpha\delta} h[s_{02}]_{\beta\kappa} h[s_{03}]_{\gamma\mu} h[s_{12}]_{\epsilon\theta} h[s_{23}]_{\iota\lambda} h[s_{31}]_{\nu\zeta}. \quad (5)$$

Here h are holomies in a representation of (integer) spin m . $i^{\alpha\beta\gamma}$ is the (unique) normalized 3-valent intertwiner between three representations m , and $i^{i\alpha\beta\gamma}$ is a normalized 4-valent intertwiner, with the first index in the adjoint representation and the other three in the representation m , satisfying $i^{i\alpha\beta\gamma} = i^{i\gamma\alpha\beta} = i^{i\beta\gamma\alpha}$ and $c_m^{-1} = i^{i\alpha\beta\gamma} i^{\alpha\epsilon\zeta} i^{\epsilon\beta\iota} i^{\lambda\gamma\zeta} i^i{}_{\lambda\iota}$. The pattern of contractions is given by the following tetrahedral diagram



where the circle indicate the presence of the holonomies and the arrows their directions.

In other words, the step we take here is the modification of the regularization of the curvature from a triangle to a tetrahedron:



The key property of h_{\triangle}^i is that in the limit in which the size of the tetrahedron is small, we have

$$h_{\triangle}^i = h_{\triangle}^i \quad (8)$$

where the triangle is the face of the tetrahedron opposite to the 4-valent node n .

To prove this claim, let's expand the connection A in a Taylor series around n . The terms of order zero do not contribute to h_{\triangle}^i because the evaluation of a spinnetwork with a single open end vanishes. The term of order 1 vanishes as well, because h_{\triangle}^i is gauge covariant, and we can always chose a gauge where A vanishes with its first derivatives around a point. The term of order two does not vanish in general. The only function of A of order two defined at a point is the curvature F_{ab}^i . Therefore h_{\triangle}^i must be proportional to the curvature $F_{ab}^i(n)u^a u^b$, for some plane ($u^a \wedge u^b$).

Since h_{\triangle}^i does not depend on the coordinates, we can choose coordinates in which the tetrahedron is regular, and then by symmetry the only plane which is selected by the tetrahedron is the plane of the face opposite to n . This proves that h_{\triangle}^i is proportional to h_{\triangle}^i . To compute the proportionality constant, observe that since h_{\triangle}^i is already of order two, we can deform its sides without affecting it at this order. In particular, we can deform the side 02 to have it run along the sides 01 and 12. Similarly, we deform the side 03 to have it run along the sides 01 and 13. Retracing the holonomies running parallel along 12, and along 13, we obtain (to second order)

$$\begin{aligned} h_{\triangle}^i &= c_m N_m i^{i\alpha\beta\gamma} i^{\delta\epsilon\zeta} i^{\theta\kappa\lambda} i^{\lambda\mu\nu} h[s_{01}]_{\alpha\delta} h[s_{01}]_{\beta\kappa} h[s_{01}]_{\gamma\mu} \delta_{\nu\zeta} \delta_{\epsilon\theta} h[s_{12}]_{\iota x} h[s_{23}]_{xy} h[s_{31}]_{y\lambda} \\ &= c_m N_m h[s_{01}]^{iw} i^{w\alpha\beta\gamma} \delta_{\alpha\delta} \delta_{\beta\kappa} \delta_{\gamma\mu} i^{\delta\epsilon\zeta} i^{\theta\kappa\lambda} i^{\lambda\mu\nu} h[s_{12}]_{\iota x} h[s_{23}]_{xy} h[s_{31}]_{y\lambda} \\ &= c_m N_m i^{i\alpha\beta\gamma} i^{\alpha\epsilon\zeta} i^{\epsilon\beta\lambda} i^{\lambda\gamma\zeta} h[s_{123}]_{\iota\lambda} = c_m (i^{i\alpha\beta\gamma} i^{\alpha\epsilon\zeta} i^{\epsilon\beta\lambda} i^{\lambda\gamma\zeta} i^{i\lambda\iota}) h_{\triangle}^i \\ &= h_{\triangle}^i, \end{aligned} \quad (9)$$

where in the first two lines the Kronecher deltas arise from the invariance of the 3-valent and 4-valent nodes respectively, and in the last two lines, we have used the fact that $h[s_{01}]$ can be replaced with the identity because the rest is already of second order, $s_{123} = s_{12} \cup s_{23} \cup s_{31}$ and the property (52) to close the open legs between the recoupling objects and the holonomies. Therefore the spin network h_{\triangle}^i provides a regularization of the curvature alternative to h_{\triangle}^i .¹

In the next section, we show how this can be used in the regularization of the hamiltonian constraint, and the possible advantages it yields.

3 Definition of the hamiltonian constraint

The LQG hamiltonian constraint operator was introduced in [13], where its main property was found: to act only on the nodes (called ‘‘intersections’’ at the time) of a LQG state. The operator

¹We have in fact checked this result with an explicit long and tedious calculation, which we do not report here.

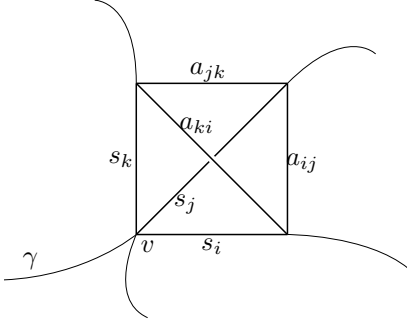


Figure 1: An elementary tetrahedron $\Delta \in T$ constructed by adapting it to a graph γ which underlies a cylindrical function.

considered in [13], however, was divergent on general states. A better behaved operator was defined in [14], in the context of a deparametrization of the general relativistic evolution with respect to a “clock” matter field. Two observations were made in [14]. First, in order to be well defined in the background independent context, the operator needs to be a density (more precisely, a three-form). Second, and most importantly, diffeomorphism invariance trivializes the limit where the regulator is removed from the operator. This is the essential property that renders the LQG dynamics finite.

After many efforts [15, 16, 17], a fully well-defined hamiltonian operator was constructed in the non-deparametrized theory in [18, 19], using the idea of expressing the inverse triad e as the Poisson bracket between the volume V and the holonomy h of the Ashtekar connection A (“Thiemann’s trick”): $e \sim h^{-1}[h, V]$ and using a regularization based on a given triangulation T of the space manifold. (But see also [20].) Let us reviewing Thiemann’s construction.

3.1 Thiemann hamiltonian constraint

The hamiltonian constraint, which codes the dynamics of general relativity, is

$$\mathcal{C} = -2\text{Tr}[(F - 4K \wedge K) \wedge e] \quad (10)$$

where $e = e_a^i dx^a \tau_i$ is the inverse triad (which we assume having positive determinant) and K is the extrinsic curvature. Here we consider only the “euclidean” hamiltonian constraint $\mathcal{H} = -2\text{Tr}[F \wedge e]$. Following Thiemann [18], and choosing units where $8\pi G c^{-3} \gamma = 1$, we can write

$$e_a^i(x) = \{A_a^i(x), V\} \quad (11)$$

where V is the volume of an arbitrary region Σ containing the point x . Using this, and smearing the constraint with a lapse function $N(x)$, we have

$$\begin{aligned} \mathcal{H}[N] &= \int_{\Sigma} d^3x N(x) \mathcal{H}(x) \\ &= -2 \int_{\Sigma} N \text{Tr}(F \wedge \{A, V\}) . \end{aligned}$$

In order to regularize this expression, Thiemann introduces a triangulation T of the manifold Σ into elementary tetrahedra with analytic edges. We can proceed as follows.

Take a tetrahedron Δ , and a vertex v of this tetrahedron. Call the three edges that meet at v as s_i , $i = 1, 2, 3$ and denote a_{ij} the edge connecting the two end-points of s_i and s_j opposite to v ; in this way s_i , s_j and a_{ij} form a triangle. Denote this triangle as $\alpha_{ij} := s_i \circ a_{ij} \circ s_j^{-1}$. Figure 1 illustrates the construction. Decompose the smeared Euclidean constraint (12) into a sum of one term per each tetrahedron of the triangulation

$$\mathcal{H}[N] = \sum_{\Delta \in T} -2 \int_{\Delta} d^3x N \epsilon^{abc} \text{Tr}(F_{ab} \{A_c, V\}) . \quad (12)$$

Define the classical *regularized* hamiltonian constraint as

$$\mathcal{H}_T[N] := \sum_{\Delta \in T} \mathcal{H}_\Delta[N], \quad (13)$$

where

$$\begin{aligned} \mathcal{H}_\Delta[N] &:= -\frac{1}{3} N(v) \epsilon^{ijk} \text{Tr} \left[h_{\alpha_{ij}} h_{s_k} \{ h_{s_k}^{-1}, V \} \right] \\ &= -\frac{1}{3} N(v) \epsilon^{ijk} h_{\Delta_{ij}}^l \text{Tr} \left[\tau^l h_{s_k} \{ h_{s_k}^{-1}, V \} \right] \end{aligned} \quad (14)$$

where $\Delta_{ab} = \alpha_{ab}$ and we use the notation $h_s := h[s]$. This expression converges to the Hamiltonian constraint (12) if the triangulation is sufficiently fine. The expression (13) can finally be promoted to a quantum operator, since volume and holonomy have corresponding well-defined operators in LQG. The lattice spacing of the triangulation T that acts as a regularization parameter. For a sufficiently fine triangulation, $\mathcal{H}_T[N]$, converges to $\mathcal{H}[N]$.

This concludes the review of the definition of the Thiemann's operator. Before continuing, recall also that in [21] it was pointed out that the operator can be immediately generalized by replacing the trace in the first line of (12) with a trace in an arbitrary representation m . ($\text{Tr}_m[U] = \text{Tr}[R^{(m)}(U)]$ where $R^{(m)}$ is the matrix representing U in the representation m .) Equation (14) can thus be replaced by

$$\mathcal{H}_\Delta^m[N] := \frac{N(v)}{2N_m^2} \epsilon^{ijk} \text{Tr} \left[h_{\alpha_{ij}}^{(m)} h_{s_k}^{(m)} \{ h_{s_k}^{(m)-1}, V \} \right], \quad (15)$$

where here we have indicated explicitly the representation in which the holonomy is taken: $h^{(m)} = R^{(m)}(h)$. As shown in [21], this converges to $\mathcal{H}[N]$.

3.2 The new hamiltonian constraint

We are finally ready to define the new constraint. In this paper we only consider the sector of the theory states formed states with only 4-valent nodes. Generalizations will be considered elsewhere.

Fix a fiducial flat metric in the space manifold Σ . Consider a triangulation T of Σ . Consider the dual of T , and in particular its one-skeleton Γ . Γ is a graph with nodes v in the center of the tetrahedra v of T , and straight links that cut the triangles of T . Fix a tetrahedron v and one of its vertices, say s . Let s^a be the segment that joins the center of v to s , and u^a and v^a two of the sides of the triangle s opposite to the tetrahedron's vertex s . The volume of the tetrahedron can be written as $V = \sum_s \frac{1}{18} \epsilon_{abc} s^a u^b v^c$ where the sum is over the four vertices of the tetrahedron. Consider now the quantity

$$H_\Delta = \sum_s h_{\Delta_s}^i \text{Tr}[\tau^i h_s^{-1} \{ h_s, V \}] \quad (16)$$

where Δ_s is the triangle opposite to the vertex s . If A and e are constant on the tetrahedron, it is easy to see (for instance using coordinates in which the tetrahedron is regular) that this gives

$$H_\Delta = \sum_s F_{ab}^i u^a v^b s^c e_c^i = 18 \text{Tr}(F_{ab} e_c) \epsilon^{abc} V = 18 \int_v \text{Tr}(F \wedge e). \quad (17)$$

Therefore we can replace (15) with

$$\mathcal{H}_\Delta[N] := \frac{N(v)}{36N_m^2} \sum_s h_{\Delta_s}^i \text{Tr} \left[\tau^i h_s \{ h_s^{-1}, V \} \right] \quad (18)$$

where all holonomies are taken in the representation m . Notice that the sum is over the four links emerging from v in T and Δ_s is a triangle that joins the three points sitting on the three other

links emerging from v . Notice also that this triangle and the center v define a tetrahedron, which we shall denote \triangle_s . It is then natural to replace the triangle regularization of the curvature with the tetrahedral one that we have defined in the previous section. Therefore we can replace (18) with

$$\mathcal{H}_\Delta[N] := \frac{N(v)}{36N_m^2} \sum_s h^l_{\triangle_s} \text{Tr} \left[\tau^l h_s \{ h_s^{-1}, V \} \right] \quad (19)$$

Since spin networks are well defined operator in the quantum theory, this expression provides the basis for an alternative definition of the hamiltonian constraint. The quantum operator corresponding to (19) can be obtained simply by replacing the volume V with the volume operator, and replace the Poisson brackets with $-i/\hbar$ the quantum commutator. It is easy to see that the first term of the commutator vanishes. Thus the quantum operator is

$$\hat{\mathcal{H}}.[N] := \frac{-i}{36 \cdot 8\pi\gamma l_p^2} \sum_v \frac{N(v)}{N_m^2} \sum_s \hat{h}^i_{\triangle_s} \text{Tr} \left[\tau^i \hat{h}_s \hat{V} \hat{h}_s^{-1} \right] \quad (20)$$

The action of the operator on a spin network state with support on a graph γ can then be defined, following [18, 22], by choosing a regularizing triangulation T adapted to γ . Here we must chose T such that γ is a subgraph of T^* . This completes the definition of the operator we were looking for.

The main differences between the operator (20) and the old one are the following.

1. The curvature is computed on a surface that is properly *dual* to the direction indicated by e . Notice in fact that it is computed on a triangle that *surrounds* the direction of the link s .
2. Notice that this is different from the old case; there, γ had to be a subgraph of the triangulation T itself, not its dual.
3. The new operator creates *three* new links instead than one. Therefore generically it transforms a 4-valent node into *four* nodes. This is precisely the action of the dynamics in the simplicial spinfoam models.
4. The nodes created are themselves 4-valent. Thus are “of the same kind” as the original node. This is not the case as the old operator.

In the following section we compute the action of the operator on a quantum state.

4 Action of the quantum constraint

4.1 Old constraint

Let us begin by reviewing some elements of the action of the old constraint, before discussing the new one.

It is immediate to see that when acting on a spin network state, the operator reduces to a sum over terms each acting on individual nodes. Acting on nodes of valence n the operator gives

$$\hat{\mathcal{H}}_\gamma^m[N] \psi_\gamma = \sum_{v \in \mathcal{V}(\gamma)} 8N_v \sum_{v(\Delta)=v} \hat{\mathcal{H}}_\Delta^m \frac{p_\Delta}{E(v)} \psi_\gamma, \quad (21)$$

where \mathcal{H}_Δ^m is the quantum version of (15), $\mathcal{V}(\gamma)$ is the set of nodes of γ and N_v is the value of the lapse at the vertex. $E(v) = \binom{n}{3}$ is the number of unordered triples of edges adjacent to v . Moreover, $p_\Delta = 1$, whenever Δ is a tetrahedron having three edges coinciding with three edges of the spin network state, that meet at the node v . In the other cases $p_\Delta = 0$.

As first realized in [14], the continuum limit of the operator turns out to be trivial in the quantum theory. On diffeomorphism-invariant (bra) states the regulator dependence drops out trivially. Indeed, take two operators \mathcal{H} and \mathcal{H}' that are related by a refinement of the triangulation

(adapted to a given state); they differ only in the size of the loops α_{ij} ; therefore the resulting states are in the same equivalence class under diffeomorphisms. If ϕ is a diffeomorphism invariant state, we have $\langle \phi \mathcal{H} \psi \rangle = \langle \phi \mathcal{H}' \psi \rangle$, and then the (dual) action of the two constraints \mathcal{H} and \mathcal{H}' on ϕ is the same. The restriction of the hamiltonian constraint on the (dual) diffeomorphism invariant states is independent from the refinement of the triangulation.

Let us compute in particular the result in the action of the operator \mathcal{H}_Δ^m on trivalent nodes, following [21]. We denote a trivalent node as $|v(j_i, j_j, j_k)\rangle \equiv |v_3\rangle$, whereas j_i, j_j, j_k are the spins of the adjacent edges e_i, e_j, e_k :

$$|v_3\rangle = \begin{array}{c} \begin{array}{c} j_k \\ \vdots \\ e_k \\ \vdots \\ v \\ \vdots \\ e_i \quad e_j \\ \vdots \quad \vdots \\ j_i \quad j_j \end{array} \end{array} \quad (22)$$

With this notation we represent only the node and its adjacencies. In particular everything contained in the dashed circle belongs to the node. Let us compute:

$$\hat{\mathcal{H}}_\Delta^m |v_3\rangle = \frac{-2i}{3l_0^2 N_m^2} \epsilon^{ijk} \text{Tr} \left(\frac{\hat{h}^{(m)}[\alpha_{ij}] - \hat{h}^{(m)}[\alpha_{ji}]}{2} \hat{h}^{(m)}[s_k] \hat{V} \hat{h}^{(m)}[s_k^{-1}] \right) |v_3\rangle . \quad (23)$$

where we have indicated explicitly that the holonomies are in the m representation. The operator $\hat{h}^{(m)}[s_k^{-1}]$, corresponding to the holonomy along a segment s_k with reversed orientation, attaches an open spin- m segment to the edge e_k . Since the segment s_k , with one end at the node, is entirely contained in e_k , the two holonomies are given by the same group element in two different representations; the original j_k and the new m and can then be tensorized, using the recoupling identity (47). There is then a free index in the color- m representation located at the node (inside the dashed circle), making it non-gauge-invariant. A new node has also been created on the edge e_k :

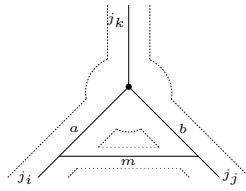
$$\hat{h}^{(m)}[s_k^{-1}] |v_3\rangle = \sum_c \dim c \begin{array}{c} \begin{array}{c} j_k \\ \vdots \\ c \\ \vdots \\ j_k \\ \vdots \\ e_i \quad e_j \\ \vdots \quad \vdots \\ j_i \quad j_j \end{array} \end{array} \quad (24)$$

The range of the sum over the spin c is determined by the Clebsh-Gordan conditions. The next operator acts then on a 4-valent non-invariant node with virtual link in j_k representation.

Next step is the calculation of $V(h^{(m)}[s_k^{-1}]|v\rangle)$. To this aim, we need the matrix elements of the volume operator [26, 27, 25], computed in [23] and applied to Thiemann's Hamiltonian constraint operator in [22, 21], see Appendix C). Here we need the action of the volume on a 4-valent not gauge invariant node; reviewed in Appendix C.1 (In the general case of the Hamiltonian constraint acting on a n valent vertex, the volume operator will act on a non gauge invariant node of valence $n + 1$.)

The last step is the evaluation of the holonomies on the left of the volume. The operators $h^{(m)}[\alpha_{ij}] h^{(m)}[s_k]$ and $h^{(m)}[\alpha_{ij}] h^{(m)}[s_k]$ add open loops with opposite orientations α_{ij} and α_{ji} to the not gauge invariant 4-node. The action is concluded by the contraction of the free ends of the open loops to the two open links in $h^{(m)}[s_k^{-1}] |v\rangle$ taking into account the orientations. (Note that is the m -trace that ensure connection and summation on the last index).

The final result of the action of the trace part of the operator is then:

$$\begin{aligned} & \text{Tr} \left(\frac{h^{(m)}[\alpha_{ij}] - h^{(m)}[\alpha_{ji}]}{2} h^{(m)}[s_k] V h^{(m)}[s_k^{-1}] \right) |v(j_i, j_j, j_k)\rangle \\ &= \frac{l_0^3}{8} \sum_{a,b} A^{(m)}(j_i, a|j_j, b|j_k) \end{aligned} \quad (25)$$


where the range of the sums over a, b is determined by the Clebsh Gordan conditions, and

$$\begin{aligned} A^{(m)}(j_i, a|j_j, b|j_k) &:= \sum_c \lambda_a^{mj_i} \lambda_b^{mj_j} d_a d_b d_c \times \\ &\times \sum_{\beta(j_i, j_j, m, c)} V_{jk}^\beta(j_i, j_j, m, c) \left[\lambda_c^{m\beta} \left\{ \begin{matrix} a & j_j & c \\ \beta & m & j_i \end{matrix} \right\} \left\{ \begin{matrix} a & b & j_k \\ m & c & j_j \end{matrix} \right\} - \lambda_c^{mj_k} \left\{ \begin{matrix} j_i & b & c \\ m & \beta & j_j \end{matrix} \right\} \left\{ \begin{matrix} a & b & j_k \\ c & m & j_i \end{matrix} \right\} \right], \end{aligned} \quad (26)$$

The summation index $\beta = \beta(j_i, j_j, m, c)$ which appears due to the non-diagonal action of the volume operator, ranges on the values which are determined by the simultaneous admissibility of the 3 valent nodes $\{j_i, j_j, \beta\}$ and $\{m, c, \beta\}$ namely on the space of intertwiners on which the W operator acts. See the Appendix C. The complete action of the operator on a three valent state $|v(j_i, j_j, j_k)\rangle$ is then given by contracting the trace part (25) with ϵ^{ijk} . We get the sum of three terms:

$$\begin{aligned}
\mathcal{H}_\Delta^m |v(j_i, j_j, j_k)\rangle = & \frac{il_0}{12C(m)} \left[\sum_{a,b} A^{(m)}(j_i, a|j_j, b|j_k) \right. \\
& \begin{array}{c} \text{Diagram 1: A central node with three edges labeled } j_i, j_j, j_k. \text{ A new link } m \text{ connects } j_i \text{ and } j_j. \text{ The link } m \text{ is labeled } a \text{ near } j_i \text{ and } b \text{ near } j_j. \end{array} \\
& + \sum_{b,c} A^{(m)}(j_j, b|j_k, c|j_i) \begin{array}{c} \text{Diagram 2: A central node with three edges labeled } j_i, j_j, j_k. \text{ A new link } m \text{ connects } j_j \text{ and } j_k. \text{ The link } m \text{ is labeled } b \text{ near } j_j \text{ and } c \text{ near } j_k. \end{array} \\
& + \sum_{a,c} A^{(m)}(j_k, c|j_i, a|j_j) \begin{array}{c} \text{Diagram 3: A central node with three edges labeled } j_i, j_j, j_k. \text{ A new link } m \text{ connects } j_k \text{ and } j_i. \text{ The link } m \text{ is labeled } c \text{ near } j_k \text{ and } a \text{ near } j_i. \end{array} \left. \right]. \quad (27)
\end{aligned}$$

These yield the original state with the new link m between all the possible pairs of edges adjacent to the node, with corresponding amplitudes (26) given by cyclic permutations of argument pairs.

5 New constraint

To analyze the new constraint we restrict our attention to 4-valent nodes. On a single 4-valent node, it reads

$$H_\Delta |v_4\rangle = \frac{-i}{36 \cdot 8\pi\gamma l_p^2 N_m^2} \sum_s h_{\Delta_s}^i \text{Tr}[\tau^i h^{(m)}[s] V h^{(m)}[s^{-1}]] |v_4\rangle := -i \frac{C}{N_m^2} \sum_s H_\Delta^s |v_4\rangle. \quad (28)$$

where $C = \frac{1}{36 \cdot 8\pi\gamma l_p^2}$ is a constant and the sum runs over the four edges that emerge from the node. The action of this constraint begins, as with old one, by adding a new holonomy $h^{(m)}[s^{-1}]$ in the s direction. This creates two free legs and increases the valence of the node by one. Then the volume operator acts on the resulting non-gauge-invariant 5-valent node (see Appendix C.2).

That is

$$\begin{aligned}
\text{Tr}[\tau^i h^{(m)}[s] V h^{(m)}[s^{-1}] |v_4\rangle] &= N_m i^{i\delta\epsilon} [h^{(m)}[s] V h^{(m)}[s^{-1}]]_{\delta\epsilon} \\
&= N_m \sum_{c,d,e} d_c \frac{l_0^3}{4} V_{j_l, i_n}{}^{d,e}(j_i, j_j, j_k, m, c)
\end{aligned}$$

(29)

where we have converted the generator in m representation τ^i , in the corresponding normalized intertwiner $i^{i\delta\epsilon}$. Note that the trace part leaves a free leg in representation 1. We are now ready to give the complete action of the operator:

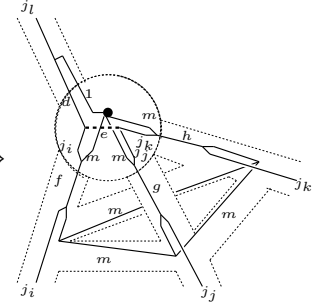
$$\begin{aligned}
h^i_{\triangle_s} i^{i\delta\epsilon} [h^{(m)}[s] V h^{(m)}[s^{-1}]]_{\delta\epsilon} |v_4\rangle &= \\
&= N_m^2 c_m \sum_{c,d,e} d_c \frac{l_0^3}{4} V_{j_l, i_n}{}^{d,e}(j_i, j_j, j_k, m, c)
\end{aligned}$$

(30)

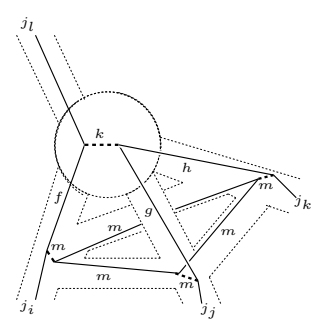
$$= N_m^2 c_m \sum_{c,d,e,f,g,h} d_c d_f d_g d_h \frac{l_0^3}{4} V_{j_l, i_n}{}^{d,e}(j_i, j_j, j_k, m, c)$$

We have inserted the tetrahedral spinnetwork of h_{\triangle} , contracted with the free leg of the trace part of the operator and in the last line we have recoupled the holonomies on the same edges. The

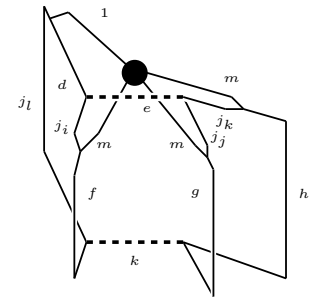
construction of the matrix elements of the volume acting on 5-valent nodes $V_{j_l, i_n}{}^{d,e}(j_i, j_j, j_k, m, c)$, is reviewed in the Appendix C.2 (but we stress that a complete analytic formula is lacking). We can then simplify the last expression using the recoupling identity (51) in the upper part of the graph. We obtain


$$\hat{H}_\Delta^s |v_4\rangle = N_m^2 c_m \sum_{c,d,e,f,g,h} d_c d_f d_g d_h \frac{l_0^3}{4} V_{j_l, i_n}{}^{d,e}(j_i, j_j, j_k, m, c) \begin{Bmatrix} j_l & d & 1 \\ m & m & c \end{Bmatrix} \quad (31)$$


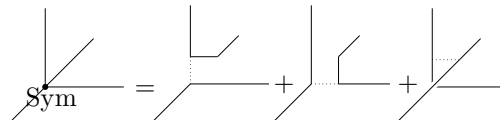
The final result is then

$$\hat{H}_\Delta^s |v_4\rangle = N_m^2 c_m \sum_{c,d,e,f,g,h,k} d_c d_f d_g d_h d_k \frac{l_0^3}{4} V_{j_l, i_n}{}^{d,e}(j_i, j_j, j_k, m, c) \times \begin{Bmatrix} j_l & d & 1 \\ m & m & c \end{Bmatrix} F_\times(m, d, e, f, g, h, k, j_i, j_j, j_k, j_l)$$


where we have used the recoupling identity (52) in the dashed circle representing the node and F_\times is the evaluation of the following recoupling object:

$$F_\times(m, d, e, f, g, h, k, j_i, j_j, j_k, j_l) =$$

(32)

The form of the previous coefficient and of the normalizing factor c_m depend on the specific intertwiner $i^{i\alpha\beta\gamma} =$ , symmetric for cyclic permutations on the last three index, chosen for the regularization of the curvature. We complete the analysis of the constraint making the following choice for $i^{i\alpha\beta\gamma}$:

$$\text{Sym} =$$

(33)

(a better choice may probably be obtained using the Livine-Speziale coherent intertwiners [8]; this will be considered elsewhere.) This choice consists in a symmetrization over pairings (that we denote i_x, i_y, i_z) of a 4-valent intertwiner between a representation 1 and three representations m (we stress that the virtual link can only take the values $m \pm 1$).

In this case F_{Sym} is the sum of three terms, one for each pairing of the 4-valent intertwiner:

$$F_{Sym}(m, d, e, f, g, h, k, j_i, j_j, j_k, j_l) =$$

$$(34)$$

Each of the three terms depends on fifteen spins but the first one is topologically different from the other two and in fact it can be simplified using (51) on the three dashed lines

$$= \begin{Bmatrix} j_i & e & d \\ m & i_x & 1 \\ f & k & j_l \end{Bmatrix} \begin{Bmatrix} k & e & i_x \\ g & j_j & m \\ h & j_k & m \end{Bmatrix} \quad (35)$$

The first term in the sum (34) is then the product of two 9j symbols (which are strictly related to the fusion coefficients used in the spinfoam vertex amplitude [7, 12]). The second and third term are, instead, two different 15j symbols as can be seen rearranging the graphs to the more familiar shape. The final expression is then

$$F_{Sym}(m, d, e, f, g, h, k, j_i, j_j, j_k, j_l) =$$

$$= \begin{Bmatrix} j_i & e & d \\ m & i_x & 1 \\ f & k & j_l \end{Bmatrix} \begin{Bmatrix} k & e & i_x \\ g & j_j & m \\ h & j_k & m \end{Bmatrix} + \text{15j symbol} + \text{15j symbol} \quad (36)$$

The inverse of the normalization coefficient c_m , in the case of the symmetrized node (33) is

$$1 = \text{diagram} + \text{diagram} + \text{diagram} + \text{diagram} \quad (37)$$

The evaluation of the previous coefficients gives

$$(c_m^{Sym})^{-1} = \left\{ \begin{array}{ccc} 1 & m & i_x \\ m & m & m \\ m & m & m \end{array} \right\} + \left\{ \begin{array}{ccc} m & m & i_y \\ m & m & m \end{array} \right\} \left\{ \begin{array}{ccc} m & 1 & i_y \\ m & m & m \end{array} \right\} + \left\{ \begin{array}{ccc} m & m & i_z \\ m & m & m \end{array} \right\} \left\{ \begin{array}{ccc} m & 1 & i_z \\ m & m & m \end{array} \right\} \quad (38)$$

The complete constraint is then obtained summing over the four legs s .

6 Conclusions

We have studied a new regularization of the hamiltonian constraint operator. The main idea is to replace the holonomy of the connection around a *triangle*, used for regularizing the curvature, by a spin-network function of the connection, defined over a *tetrahedron*.

We have pointed out two possible advantages with this alternative. First, it seems to us that the regularization is geometrically better motivated, at least from a simplicial point of view: the two factors of the Hamiltonian constraint $\mathcal{H} = \text{Tr } F \wedge e$ can naturally be related to dual geometrical objects. The tetrad e is determined by a link s at a node. It seems reasonable to expect that the curvature F must be taken around a loop that *circles* the direction determined by s . This is what the new regularization does in general.

Second, the new operators transforms a 4-valent node into *four* 4-valent nodes. (The old operator added two 3-valent nodes to any node.) Therefore the new operator implements the 1-4 Pachner moves that characterizes the simplicial spinfoam evolution. We view this as a step that could simplify the long sought bridge between the canonical and the covariant definition of the dynamics. We also notice the appearances of 15-j Wigner symbols, which are characteristic of the spinfoam theory amplitudes.

Thiemann's proof that the Hamiltonian operator is anomaly free [18] does not go through with the new operator, at least at first sight. The proof was indeed based on the fact that the nodes generated were rather "special" and had no volume, and therefore the Hamiltonian could not act on them. If one judges this "special" form of the nodes generated to be a part of the theory that we need to keep, then this could be a problem for the operator considered here. On the other hand, the fact that the old operator generated such special nodes, on which it could not act again, is sometime viewed as an unconvincing aspect of the old construction, and this is partially corrected with the constraint considered here. (On different ways to address the issue, see in particular [31, 30].)

Finally, in this paper we have restricted our attention to 4-valent nodes and the 1-4 Pachner move, but we think that the construction given here could be extended to include nodes of arbitrary valence.

Acknowledgments

Thanks to Thomas Thiemann for helpful discussions and for an accurate reading of the draft.

A Recoupling theory

We give here the definitions at the basis of recoupling theory and the graphical notation that is used in the text. Our main reference source is [28].

- *Wigner 3j-symbols.* These are represented by a 3-valent node, the three lines stand for the angular momenta wich are coupled by the 3j-symbol. We denote the anti-clockwise orientation with a + sign and the clockwise orientation with a sign -. in index notation $v^{\alpha\beta\gamma}$:

$$\begin{pmatrix} a & b & c \\ \alpha & \beta & \gamma \end{pmatrix} = \begin{array}{c} c\gamma \\ / \\ a\alpha \\ \backslash \\ b\beta \end{array} + = \begin{array}{c} b\beta \\ / \\ a\alpha \\ \backslash \\ c\gamma \end{array} - \quad (39)$$

The symmetry relation $v^{\alpha\beta\gamma} = (-1)^{a+b+c} v^{\alpha\gamma\beta} = \lambda_a^{bc} v^{\alpha\gamma\beta}$

$$\begin{pmatrix} a & b & c \\ \alpha & \beta & \gamma \end{pmatrix} = (-1)^{a+b+c} \begin{pmatrix} a & c & b \\ \alpha & \gamma & \beta \end{pmatrix} \quad (40)$$

implies

$$\begin{array}{c} b \\ / \\ a \\ \backslash \\ c \end{array} + = (-1)^{a+b+c} \begin{array}{c} b \\ / \\ a \\ \backslash \\ c \end{array} - \quad (41)$$

- *The Kronecker delta.*

$$\delta_{ab} \delta_{\beta}^{\alpha} = \frac{a\alpha}{b\beta}. \quad (42)$$

- *First orthogonality relation for 3j-symbols.*

$$\sum_{\alpha,\beta} \begin{pmatrix} a & b & c \\ \alpha & \beta & \gamma \end{pmatrix} \begin{pmatrix} a & b & c' \\ \alpha & \beta & \gamma' \end{pmatrix} = \frac{1}{2c+1} \delta_{cc'} \delta_{\gamma\gamma'} \quad (43)$$

$$\begin{array}{c} b \\ \circlearrowleft \\ c \end{array} + \begin{array}{c} b \\ \circlearrowright \\ a \end{array} - \begin{array}{c} c' \\ \circlearrowleft \\ c' \end{array} - \begin{array}{c} c' \\ \circlearrowright \\ c' \end{array} = \frac{1}{2c+1} \frac{c\gamma}{c'\gamma'} \quad (44)$$

This implies

$$- \begin{array}{c} b \\ \circlearrowleft \\ c \\ \circlearrowright \\ a \end{array} + = 1 \quad (45)$$

- *Second orthogonality relation.*

$$\sum_{c\gamma} (2c+1) \begin{pmatrix} a & b & c \\ \alpha & \beta & \gamma \end{pmatrix} \begin{pmatrix} a & b & c \\ \alpha' & \beta' & \gamma \end{pmatrix} = \delta_{\alpha\alpha'} \delta_{\beta\beta'} \quad (46)$$

Graphically

$$\sum_c (2c+1) \begin{array}{c} a\alpha \\ / \\ c \\ \backslash \\ b\beta \end{array} + \begin{array}{c} a\alpha' \\ / \\ c \\ \backslash \\ b\beta' \end{array} - = \frac{a\alpha}{b\beta} \frac{a\alpha'}{b\beta'} \quad (47)$$

- The “basic rule”.

$$\sum_{\delta\epsilon\phi} (-1)^{d+e+f-\delta-\epsilon-\phi} \begin{pmatrix} d & e & c \\ -\delta & \epsilon & \gamma \end{pmatrix} \begin{pmatrix} e & f & a \\ -\epsilon & \phi & \alpha \end{pmatrix} \begin{pmatrix} f & d & b \\ -\phi & \delta & \beta \end{pmatrix} \quad (48)$$

$$= \left\{ \begin{matrix} a & b & c \\ d & e & f \end{matrix} \right\} \begin{pmatrix} a & b & c \\ \alpha & \beta & \gamma \end{pmatrix}$$

$$\quad (49)$$

B Simplify graphs

Here are some useful recoupling theory relations used for simplifying spin network evaluations.

$$\quad (50)$$

$$\quad (51)$$

$$\quad (52)$$

In these relations the dashed block represent a completely contracted graph with no free legs.

C Volume

We collect here some basic elements about the definition and the calculation of volume matrix elements, see also [29]. Acting on a spinnetwork state, V doesn't change the graph nor the edge

spins. It only acts on the intertwiners at the node. Let us restrict the attention here to the Ashtekar-Lewandowski volume operator. On a cylindrical function ψ_γ , it is given by

$$\hat{V} \psi_\gamma = \sum_{v \in \mathcal{V}(\gamma)} \hat{V}_v \psi_\gamma, \quad (53)$$

where

$$V_v = l_0^3 \sqrt{\left| \frac{i}{16 \cdot 3!} \sum_{e_I \cap e_J \cap e_K = v} \epsilon(e_I, e_J, e_K) W_{[IJK]} \right|}. \quad (54)$$

The first sum extends over the set $\mathcal{V}(\gamma)$ of nodes of the underlying graph, while the sum in (54) extends over all triples (e_I, e_J, e_K) of edges adjacent to a node. The orientation factor $\epsilon(e_I, e_J, e_K)$ is $+1$ if the tangents $(\dot{e}_I, \dot{e}_J, \dot{e}_K)$ at the node are positively oriented, -1 for negative orientation, and 0 in the case of degenerate, i.e. linearly dependent or planar edges. Besides, edges meeting in an n -node are assumed to be outgoing.

The core of the operator (54) is given by $W_{[IJK]}$ that acts on the finite dimensional intertwiner space of an n -valent node v_n . Its action is described in terms of the ‘grasping’ [27, 26] of any three distinct edges e_I, e_J and e_K adjacent to v_n : a triple grasping operator represented as follows:



It is a three valent node in rep 1 that has three ‘free hands’ that will be attached to three distinct adjacent edges (e_I, e_J, e_K) of v_n , creating a single new three valent node on each of these edges. Note that for every triple of edges, $W_{[IJK]}$ in (54) affects only the intertwiner associated to v_n ; in the graphical notation it will add links and nodes only inside the dashed circles that represent the node. Restricting the action to *real* edges only, the volume operator is equally well-defined on non-gauge-invariant nodes.

The volume operator ‘grasps’ triples of real edges (e_I, e_J, e_K) adjacent to a node. In the case of a non-gauge invariant n -valent node we can easily calculate its action looking at the action on gauge invariants $n+1$ -valent nodes. In fact for any valence of the node the operator contributes one term for each triple: the action on non-gauge invariant nodes is simply given by the action on gauge invariant ones done grasping only the real edges and not the free index edges of the node.

C.1 4-valent not gauge invariant case

We are now ready to compute the action of the volume operator on the 4-valent non gauge invariant node generated by the action of the first holonomy contained in the hamiltonian operator. We obtain

$$\begin{aligned} V \left(h^{(m)}[s_k^{-1}] |v\rangle \right) &= \sum_c d_c V_v \quad \begin{array}{c} c \\ | \\ j_k \leftarrow m \\ / \quad \backslash \\ j_i \quad j_j \end{array} = \\ &= \sum_c d_c \frac{l_0^3}{4} \sqrt{|iW_{[j_i j_j c]}|} \quad \begin{array}{c} c \\ | \\ j_k \leftarrow m \\ / \quad \backslash \\ j_i \quad j_j \end{array} \quad (56) \end{aligned}$$

In the last equation we have used the fact that the volume operator is linear and on a single 4-valent non-gauge invariant node both sums in (53) and (54) reduce to a single term. The operator $W_{[j_i j_j c]}$ denotes the grasping of the three real edges of the non-gauge-invariant 3-node, colored j_i , j_j and c in this order. The $3!$ factor in (54) is canceled out by those terms that appear due to permutations of the three grasped edges, since they are all equal up a sign. The action of W (before taking the absolute value and the square root) on a non-gauge-invariant 3-node can generally be expressed as

$$\hat{W}_{[j_i j_j c]} = \sum_{\beta} W_{[j_i j_j c]}^{(4)}(j_i, j_j, m, c)_{\alpha}^{\beta} \quad (57)$$

or using vector notation for the state vectors, as

$$\hat{W}_{[j_i j_j c]} |v_{\alpha}\rangle = \sum_{\beta} W_{[j_i j_j c]}^{(4)}(j_i, j_j, m, c)_{\alpha}^{\beta} |v_{\beta}\rangle . \quad (58)$$

The sum over β range on the dimension of the intertwiner space determined by the Clebsh-Gordan at the two three valent nodes. $W_{[j_i j_j c]}^{(4)}$ are the matrix elements of the operator $W_{[j_i j_j c]}$ that acts on the triple of edges colored (j_i, j_j, c) , in a basis of 4-valent nodes. It has been calculated for the first time in [23], where the general case concerning the volume operator acting on n -valent nodes is considered. In our case it reads

$$= N^c N^{j_i} N^{j_j} \sum_i d_i \quad (59)$$

Where we have used the grasping operators in the left hand side and the relation (52) in the right hand side of (59)

It has also been shown that in an appropriate basis the operators iW are represented by antisymmetric, purely imaginary, i.e. hermitian matrices, which are diagonalizable and have real eigenvalues [23]. Hence the absolute value and the square root in (56) are well-defined.

This basis is realized by a rescaling, or node normalization respectively. The virtual internal edge is multiplied by $\sqrt{\dim}$

$$|v_{\alpha}\rangle_N = \sqrt{\dim \alpha} |v_{\alpha}\rangle \quad (60)$$

, With this normalization, (58) is rewritten as

$$\hat{W}_{[j_i j_j c]} |v_{\alpha}\rangle_N = \sum_{\beta} \frac{\sqrt{\dim \alpha}}{\sqrt{\dim \beta}} W_{[j_i j_j c]}^{(4)}(j_i, j_j, m, c)_{\alpha}^{\beta} |v_{\beta}\rangle_N = \sum_{\beta} \tilde{W}_{[j_i j_j c]}^{(4)}(j_i, j_j, m, c)_{\alpha}^{\beta} |v_{\beta}\rangle_N \quad (61)$$

where $\tilde{W}_{[j_i j_j c]}^{(4)}$ are the matrix elements of $W_{[j_i j_j c]}$ between two normalized states.

$$\begin{aligned}
\tilde{W}_{[j_i j_j c]}^{(4)}(j_i, j_j, m, c)_{\alpha}^{\beta} &= \frac{\sqrt{\dim \alpha}}{\sqrt{\dim \beta}} N^c N^{j_i} N^{j_j} \begin{array}{c} \text{Diagram 1: A 3D-like structure with nodes labeled } 1, \alpha, \beta, c, m, j_i, j_j. \end{array} = \\
&= \frac{\sqrt{\dim \alpha}}{\sqrt{\dim \beta}} N^c N^{j_i} N^{j_j} \left\{ \begin{array}{ccc} \alpha & \beta & 1 \\ c & c & m \end{array} \right\} \begin{array}{c} \text{Diagram 2: A 3D-like structure with nodes labeled } 1, \alpha, \beta, j_i, j_j. \end{array} \quad (62) \\
&= \frac{\sqrt{\dim \alpha}}{\sqrt{\dim \beta}} N^c N^{j_i} N^{j_j} \left\{ \begin{array}{ccc} \alpha & \beta & 1 \\ c & c & m \end{array} \right\} \left\{ \begin{array}{ccc} 1 & 1 & 1 \\ j_i & j_j & \beta \\ j_i & j_j & \alpha \end{array} \right\}
\end{aligned}$$

Where in the last equation we have used the basic rule (49) on the upper triangle reducing the network to a $9j$ -symbol. The symmetry properties of the $9j$ symbol (or equivalently the Clebsh Gordan condition in the node $(1, \alpha, \beta)$) imply that the antisymmetric matrix $\tilde{W}^{(4)}_{\alpha\beta}$ has non-zero elements only in the entries that are subject to $|\alpha - \beta| = 1$. Hence $\tilde{W}^{(4)}_{\alpha\beta}$ has only sub- and superdiagonal non-zero entries and is real and antisymmetric in the rescaled basis. Since the required $i\tilde{W}^{(4)}$ is hermitian, it can be diagonalized and from this form we can extract the required absolute value and square root in a well-defined way. The action of the volume operator is in general *not* diagonal.² However for arbitrary m and spins of the node there is not an explicit general analytic formula.

The relation between the node operator V_v and the square root of the local grasp iW reads in the trivalent case

$$\sqrt{|iW|}_{\alpha\beta} = (V_v)_{\alpha\beta} \equiv V_{\alpha\beta} . \quad (63)$$

²One exception turns out to be given by Thiemann's original $m = 1$ operator. In this case, the action of the volume is indeed diagonal, and $\tilde{W}^{(4)}$ is a (2×2) matrix, allowing explicit calculations [22]

Inserting this in (56), we obtain for the non-diagonal action of the volume operator

$$\begin{aligned}
V\left(h^{(m)}[s_k^{-1}]|v\rangle\right) &= \sum_c d_c \frac{l_0^3}{4} \sqrt{|iW_{[j_i j_j c]}|} \begin{array}{c} \text{Diagram 1: A vertex with three edges } j_i, j_j, j_k. \text{ Edge } j_k \text{ is vertical and has a horizontal arrow pointing left labeled } m. \text{ The vertex is enclosed in a dashed circle with } c \text{ above it.} \end{array} \\
&= \sum_c d_c \frac{l_0^3}{4} \sum_\beta V_{j_k}^\beta(j_i, j_j, m, c) \begin{array}{c} \text{Diagram 2: Similar to Diagram 1, but the vertical edge } j_k \text{ is labeled } \beta \text{ and has two horizontal arrows pointing left, both labeled } m. \end{array} \\
&= \sum_{c, \beta} d_c \frac{l_0^3}{4} V_{j_k}^\beta(j_i, j_j, m, c) \begin{array}{c} \text{Diagram 3: Similar to Diagram 2, but the edges } j_i \text{ and } j_j \text{ are extended into dashed lines, and the vertex is enclosed in a dashed circle with } c \text{ above it.} \end{array} \quad (64)
\end{aligned}$$

C.2 5-valent not gauge invariant case

The volume on a 5-valent, not gauge invariant is constructed from the basic triple grasping operator $\hat{W}_{[IJK]}$ acting on the all the four triples of real edges:

$$\hat{W}_{[j_i j_j j_k c]} \begin{array}{c} \text{Diagram 4: A vertex with five edges } j_i, j_j, j_k, j_l, i_n. \text{ Edges } j_i, j_j, j_k \text{ are solid lines, } j_l \text{ and } i_n \text{ are dashed lines. The vertex is enclosed in a dashed circle with } c \text{ above it.} \end{array} = \sum_{\alpha\beta} W_{[j_i j_j j_k c]}^{(5)}(j_i, j_j, j_k, m, c)_{i_n, j_l}^{\alpha, \beta} \begin{array}{c} \text{Diagram 5: Similar to Diagram 4, but the edges } j_l \text{ and } i_n \text{ are labeled } \alpha \text{ and } \beta \text{ respectively.} \end{array} \quad (65)$$

The triple grasping operator is the sum of four terms

$$\hat{W}_{[j_i j_j j_k c]} = \hat{W}_{[j_i j_j j_k]} + \hat{W}_{[j_i j_j c]} + \hat{W}_{[j_i j_k c]} + \hat{W}_{[j_i j_j c]} \quad (66)$$

The first reads

$$\begin{aligned}
 & \begin{array}{c} c \\ | \\ j_l - m \\ | \\ j_l - i_n \\ | \\ j_i - 1 \\ | \\ j_j - 1 \\ | \\ j_k \end{array} = \\
 & = N^{j_i} N^{j_j} N^{j_k} \sum_{\alpha\beta} d_\alpha d_\beta \begin{array}{c} j_l - i_n - j_k \\ | \quad | \quad | \\ \alpha \quad \beta \end{array} \begin{array}{c} c \\ | \\ m \\ | \\ \alpha - \beta \\ | \quad | \\ j_i - j_j - j_k \end{array} \\
 & = N^{j_i} N^{j_j} N^{j_k} \sum_{\beta} d_\beta \begin{array}{c} i_n - j_k \\ | \quad | \\ \beta \end{array} \begin{array}{c} c \\ | \\ m \\ | \\ j_l - \beta \\ | \quad | \\ j_i - j_j - j_k \end{array} \\
 & = N^{j_i} N^{j_j} N^{j_k} \sum_{\beta} d_\beta \left\{ \begin{array}{ccc} \beta & 1 & i_n \\ j_i & j_l & j_i \end{array} \right\} \begin{array}{c} i_n - j_k \\ | \quad | \\ \beta \end{array} \begin{array}{c} c \\ | \\ m \\ | \\ j_l - \beta \\ | \quad | \\ j_i - j_j - j_k \end{array} \\
 & = N^{j_i} N^{j_j} N^{j_k} \sum_{\beta} d_\beta \left\{ \begin{array}{ccc} \beta & 1 & i_n \\ j_i & j_l & j_i \end{array} \right\} \left\{ \begin{array}{ccc} 1 & 1 & 1 \\ j_j & j_k & \beta \\ j_j & j_k & i_n \end{array} \right\} \begin{array}{c} c \\ | \\ m \\ | \\ j_l - \beta \\ | \quad | \\ j_i - j_j - j_k \end{array}
 \end{aligned} \tag{67}$$

the second is

$$\begin{aligned}
& \text{Diagram 1} \quad j_k = N^c N^{j_i} N^{j_j} \sum_{\alpha\beta} d_\alpha d_\beta \quad \text{Diagram 2} \quad \text{Diagram 3} \\
& = (-1)^{2c+1} N^c N^{j_i} N^{j_j} \sum_{\alpha\beta} d_\alpha d_\beta \left\{ \begin{matrix} 1 & \alpha & j_l \\ m & c & c \end{matrix} \right\} \quad \text{Diagram 4} \quad \text{Diagram 5} \\
& = (-1)^{2c+1} N^c N^{j_i} N^{j_j} \sum_{\alpha\beta} d_\alpha d_\beta \left\{ \begin{matrix} 1 & \alpha & j_l \\ m & c & c \end{matrix} \right\} \left\{ \begin{matrix} 1 & \beta & i_n \\ j_k & j_j & j_j \end{matrix} \right\} \quad \text{Diagram 6} \quad \text{Diagram 7} \\
& = (-1)^{2c+1} N^c N^{j_i} N^{j_j} \sum_{\alpha\beta} d_\alpha d_\beta \left\{ \begin{matrix} 1 & \alpha & j_l \\ m & c & c \end{matrix} \right\} \left\{ \begin{matrix} 1 & \beta & i_n \\ j_k & j_j & j_j \end{matrix} \right\} \left\{ \begin{matrix} \alpha & 1 & j_l \\ \beta & 1 & i_n \\ j_i & 1 & j_i \end{matrix} \right\} \quad \text{Diagram 8} \quad \text{Diagram 9} \\
& \hspace{20em} (68)
\end{aligned}$$

The third term $\hat{W}[j_i, j_k, c]$ is just the previous one with the exchange j_j, j_k in the coefficients, and the last $\hat{W}[j_j, j_k, c]$ is

$$\begin{aligned}
& \text{Diagram 10} \quad j_k = \\
& = (-1)^{2c+1} N^{j_j} N^{j_k} N^c \sum_{\alpha\beta} d_\alpha d_\beta \left\{ \begin{matrix} \alpha & 1 & j_l \\ c & m & c \end{matrix} \right\} \left\{ \begin{matrix} i_n & \beta & 1 \\ \alpha & j_l & j_j \end{matrix} \right\} \left\{ \begin{matrix} \beta & j_j & j_k \\ 1 & 1 & 1 \\ i_n & j_j & j_k \end{matrix} \right\} \quad \text{Diagram 11} \\
& \hspace{20em} (69)
\end{aligned}$$

The final volume matrix elements are obtained summing the previous operator and diagonalizing

them to extract the square root (this last operation is the one that prevents us from having a close analytic expression).

References

- [1] A. Ashtekar, J. Lewandowski, “Background independent quantum gravity: A status report”, *Class. Quant. Grav.* **21** (2004) R53.
T. Thiemann, “Modern canonical quantum general relativity”, (Cambridge University Press, Cambridge, UK, 2007).
C. Rovelli, *Quantum Gravity*, (Cambridge University Press, Cambridge, 2004).
- [2] A. Perez, “Spin foam models for quantum gravity,” *Class. Quant. Grav.* **20**, R43 (2003) [arXiv:gr-qc/0301113].
- [3] J. W. Barrett and L. Crane, “Relativistic spin networks and quantum gravity,” *J. Math. Phys.* **39**, 3296 (1998) [arXiv:gr-qc/9709028].
- [4] C. Rovelli, “A new look at loop quantum gravity,” arXiv:1004.1780 [gr-qc].
- [5] K. Noui and A. Perez, “Three dimensional loop quantum gravity: Physical scalar product and spin foam models,” *Class. Quant. Grav.* **22**, 1739 (2005)
- [6] L. Modesto and C. Rovelli, “Particle scattering in loop quantum gravity,” *Phys. Rev. Lett.* **95**, 191301 (2005) [arXiv:gr-qc/0502036].
C. Rovelli, “Graviton propagator from background-independent quantum gravity,” *Phys. Rev. Lett.* **97**, 151301 (2006)
E. Bianchi, L. Modesto, C. Rovelli and S. Speziale, “Graviton propagator in loop quantum gravity,” *Class. Quant. Grav.* **23**, 6989 (2006)
E. Alesci and C. Rovelli, “The complete LQG propagator: I. Difficulties with the Barrett-Crane vertex,” *Phys. Rev. D* **76**, 104012 (2007)
E. Alesci and C. Rovelli, “The complete LQG propagator: II. Asymptotic behavior of the vertex,” *Phys. Rev. D* **77**, 044024 (2008)
E. Alesci, E. Bianchi and C. Rovelli, “LQG propagator: III. The new vertex,” *Class. Quant. Grav.* **26**, 215001 (2009),
E. Alesci, “Graviton propagator as a tool to test spinfoam models,” arXiv:0903.4329 [gr-qc].
S. Speziale, “Background-free propagation in loop quantum gravity,” *Adv. Sci. Lett.* **2**, 280 (2009)
E. Bianchi, E. Magliaro and C. Perini, “LQG propagator from the new spin foams,” *Nucl. Phys. B* **822**, 245 (2009).
- [7] J. Engle, R. Pereira and C. Rovelli, “The loop-quantum-gravity vertex-amplitude,” *Phys. Rev. Lett.* **99** (2007) 161301 [arXiv:0705.2388 [gr-qc]].
J. Engle, R. Pereira and C. Rovelli, “Flipped spinfoam vertex and loop gravity,” *Nucl. Phys. B* **798** (2008) 251
J. Engle, E. Livine, R. Pereira and C. Rovelli, “LQG vertex with finite Immirzi parameter,” *Nucl. Phys. B* **799** (2008) 136
L. Freidel and K. Krasnov, “A New Spin Foam Model for 4d Gravity,” *Class. Quant. Grav.* **25** (2008) 125018
- [8] E. R. Livine and S. Speziale, “A new spinfoam vertex for quantum gravity,” *Phys. Rev. D* **76**, 084028 (2007)

- [9] W. Kaminski, M. Kisielowski and J. Lewandowski, “Spin-Foams for All Loop Quantum Gravity,” *Class. Quant. Grav.* **27**, 095006 (2010)
- [10] E. Alesci, K. Noui and F. Sardelli, “Spin-Foam Models and the Physical Scalar Product,” *Phys. Rev. D* **78**, 104009 (2008)
- [11] M. P. Reisenberger and C. Rovelli, “*Sum over surfaces* form of loop quantum gravity,” *Phys. Rev. D* **56**, 3490 (1997)
- [12] E. Alesci, E. Bianchi, E. Magliaro and C. Perini, “Asymptotics of LQG fusion coefficients,” *Class. Quant. Grav.* **27** (2010) 095016
- [13] C. Rovelli and L. Smolin, “Loop Space Representation of Quantum General Relativity,” *Nucl. Phys. B* **331**, 80 (1990).
C. Rovelli and L. Smolin, “Knot Theory and Quantum Gravity,” *Phys. Rev. Lett.* **61**, 1155 (1988).
- [14] C. Rovelli and L. Smolin, “The Physical Hamiltonian in nonperturbative quantum gravity,” *Phys. Rev. Lett.* **72**, 446 (1994)
- [15] C. Rovelli, “Ashtekar formulation of general relativity and loop space nonperturbative quantum gravity: A Report,” *Class. Quant. Grav.* **8**, 1613 (1991).
V. Husain, “Intersecting loop solutions of the hamiltonian constraint of quantum general relativity” *Nucl. Phys. B* **313**, 711 (1989).
B. Bruegmann and J. Pullin, “Intersecting N loop solutions of the Hamiltonian constraint of quantum gravity,” *Nucl. Phys. B* **363**, 221 (1991).
R. Gambini, “Loop space representation of quantum general relativity and the group of loops,” *Phys. Lett. B* **255**, 180 (1991).
B. Bruegmann, R. Gambini and J. Pullin, “Jones polynomials for intersecting knots as physical states of quantum gravity,” *Nucl. Phys. B* **385**, 587 (1992)
- [16] C. Di Bartolo, R. Gambini, J. Griego and J. Pullin, “Consistent canonical quantization of general relativity in the space of Vassiliev knot invariants,” *Phys. Rev. Lett.* **84**, 2314 (2000)
R. Gambini and J. Pullin, “Making classical and quantum canonical general relativity computable through a power series expansion in the inverse cosmological constant,” *Phys. Rev. Lett.* **85**, 5272 (2000)
- [17] C. Rovelli, “Outline of a generally covariant quantum field theory and a quantum theory of gravity,” *J. Math. Phys.* **36**, 6529 (1995)
- [18] T. Thiemann, “Quantum spin dynamics (QSD),” *Class. Quant. Grav.* **15**, 839 (1998)
- [19] T. Thiemann, “Quantum spin dynamics (QSD) II,” *Class. Quant. Grav.* **15**, 875 (1998)
- [20] R. Gambini, J. Lewandowski, D. Marolf and J. Pullin, “On the consistency of the constraint algebra in spin network quantum gravity,” *Int. J. Mod. Phys. D* **7**, 97 (1998)
J. Lewandowski and D. Marolf, “Loop constraints: A habitat and their algebra,” *Int. J. Mod. Phys. D* **7**, 299 (1998)
L. Smolin, “The classical limit and the form of the Hamiltonian constraint in non-perturbative quantum general relativity,” arXiv:gr-qc/9609034.
- [21] M. Gaul and C. Rovelli, “A generalized Hamiltonian constraint operator in loop quantum gravity and its simplest Euclidean matrix elements,” *Class. Quant. Grav.* **18** (2001) 1593
- [22] R. Borissov, R. De Pietri and C. Rovelli, “Matrix elements of Thiemann’s Hamiltonian constraint in loop quantum gravity,” *Class. Quant. Grav.* **14**, 2793 (1997)

- [23] R. De Pietri and C. Rovelli, “Geometry Eigenvalues and Scalar Product from Recoupling Theory in Loop Quantum Gravity,” *Phys. Rev. D* **54**, 2664 (1996) [arXiv:gr-qc/9602023].
- [24] J. F. Barbero G., “Real Ashtekar variables for Lorentzian signature space times,” *Phys. Rev. D* **51**, 5507 (1995)
- [25] J. Lewandowski, “Volume and quantizations,” *Class. Quant. Grav.* **14**, 71 (1997)
- [26] C. Rovelli and L. Smolin, “Discreteness of area and volume in quantum gravity,” *Nucl. Phys. B* **442**, 593 (1995) [Erratum-ibid. B **456**, 753 (1995)]
- [27] A. Ashtekar and J. Lewandowski, “Quantum theory of geometry. II: Volume operators,” *Adv. Theor. Math. Phys.* **1**, 388 (1998) [arXiv:gr-qc/9711031].
- [28] Brink D M and Satchler G R 1968 *Angular Momentum* 2nd ed (Oxford: Clarendon Press)
- [29] J. Brunnemann and T. Thiemann, “Simplification of the spectral analysis of the volume operator in loop quantum gravity,” *Class. Quant. Grav.* **23**, 1289 (2006)
- [30] K. Giesel and T. Thiemann, “Algebraic Quantum Gravity (AQG) I. Conceptual Setup,” *Class. Quant. Grav.* **24**, 2465 (2007)
- [31] T. Thiemann, “The Phoenix project: Master constraint programme for loop quantum gravity,” *Class. Quant. Grav.* **23**, 2211 (2006),
 B. Dittrich and T. Thiemann, “Testing the master constraint programme for loop quantum gravity. I: General framework,” *Class. Quant. Grav.* **23**, 1025 (2006) [arXiv:gr-qc/0411138].
 T. Thiemann, “Quantum spin dynamics. VIII: The master constraint,” *Class. Quant. Grav.* **23**, 2249 (2006)