

Spin Hall effect of light in photon tunneling

Hailu Luo, Shuangchun Wen,* Weixing Shu, and Dianyuan Fan

*Key Laboratory for Micro/Nano Opto-Electronic Devices of Ministry of Education,
Hunan University, Changsha 410082, People's Republic of China*

(Dated: November 15, 2018)

We resolve the breakdown of angular momentum conservation on two-dimensional photon tunneling by considering spin Hall effect (SHE) of light. This interesting effect manifests itself as polarization-dependent transverse shifts for a classic wave packet tunneling through a prism-air-prism barrier. For a certain circularly polarized component, the transverse shifts can be modulated by altering the refractive index gradient associated with the two prisms. We find that the SHE in conventional beam refraction can be evidently enhanced via photon tunneling mechanism. The polarization-dependent transverse shift is governed by the total angular momentum conservation law, while the polarization-dependent angular shift is governed by the total linear momentum law. These findings open the possibility for developing new nano-photonic devices and can be extrapolated to other physical systems.

PACS numbers: 42.25.-p, 42.79.-e, 41.20.Jb

I. INTRODUCTION

The tunneling effect is a cornerstone of both quantum mechanics and classical electrodynamics, and presents intriguing features that stimulate an ongoing interest in nano-photonics [1]. From the viewpoint of quantum mechanics, wave or particle may penetrate through a classically impenetrable barrier. In particular, frustrated total internal reflection (FTIR) is considered as a classical analogy of quantum-mechanical tunneling. In this case, optical fields penetrate across an air gap between two adjacent glass prisms, giving transmission of light beyond the critical angle [2, 3]. Until now, it is generally believed that the photon tunneling is a two-dimensional process [4–8]: Tunneling only occurs in the incidence plane. However, there is an apparent breakdown of angular momentum conservation on the two-dimensional FTIR [9–11]. In our opinion, this discrepancy may be resolved by considering spin Hall effect (SHE) of light.

The SHE of light is a photonic version of SHE in electronic systems [12–14], in which the spin photons play the role of the spin charges, and a refractive index gradient acts as the electric potential gradient [15–17]. Such a spatial gradient for the refractive index could occur at an interface between two materials. Recently, the SHE of light has also been observed in glass cylinder with gradient refractive index [18], in scattering from dielectric spheres [19], and on the direction tilted with respect to beam propagation axis [20]. This interesting effect manifests itself as the split of a linearly polarized beam into two left-circularly and right-circularly components. The splitting in SHE, implied by angular momentum conservation, takes place as a result of an effective spin-orbit interaction. In a symmetric prism-air-prism barrier, we predict that the polarization-dependent transverse shifts are very small. This is the possible reason why the tiny

scale of the effect escaped detection in photon tunneling experiments.

In this work, we use an air gap between two glass prisms as the potential barrier to explore the SHE in photon tunneling. First, starting from the representation of a plane-wave angular spectrum, we establish a general propagation model to describe the photon tunneling. Based on this model, the SHE can be obtained very simply by calculating the transverse shifts. Next, we explore what happens to the SHE in photon tunneling and find that the SHE can be evidently enhanced with an asymmetric barrier structure. Then, we examine what roles the refractive index gradient of the two prisms plays in the SHE of light. Our result shows that this interesting effect can be modulated by altering the refractive index gradient. Finally, we attempt to reveal the inherent secret underlying the SHE in photon tunneling. The polarization-dependent transverse shifts governed by the total momentum conservation law, provides us a new way to clarify the nature of photon tunneling effect in three dimensions. We believe that the study of the SHE of light may provide insights into the fundamental properties of photon tunneling.

II. PHOTON TUNNELING MODEL

We begin by establishing a three-dimensional model to describe photon tunneling through a prism-air-prism barrier. Figure 1 illustrates the scheme of our optical tunneling model. The z axis of the laboratory Cartesian frame (x, y, z) is normal to the prism-air interface locating at $z = 0$. We use the coordinate frames (x_a, y_a, z_a) for individual beams, where $a = i, r, t$ denotes incident, reflected, and tunneling beams, respectively. A beam impinges from the first prism onto an air gap with a thickness of d . For incidence angles θ_i greater than the critical angle of total internal reflection: $\theta_{ic} = \sin^{-1}(1/n_1)$, most of photons are reflected, and part of them tunnel through the air gap.

*Electronic address: scwen@hnu.cn

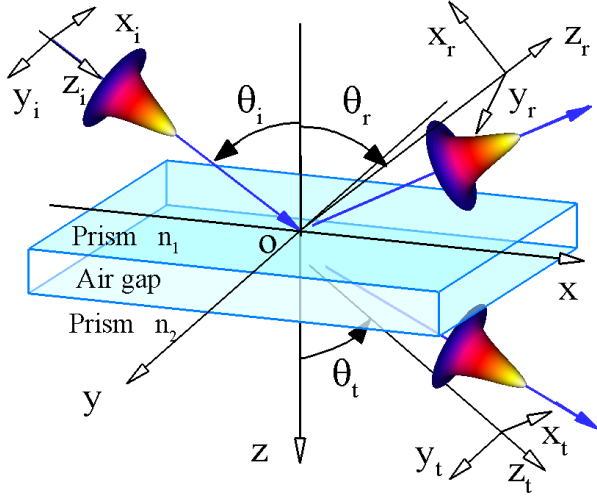


FIG. 1: (color online) Three-dimensional geometry of beam reflection and tunneling from a prism-air-prism barrier. The tunneling beam will undergo a longitudinal shift, a transverse shift, and an angular shift.

In general, the electric field of the a th beam, can be solved by employing the Fourier transformations [21]. The complex amplitude can be conveniently expressed as

$$\mathbf{E}_a(x_a, y_a, z_a) = \int dk_{ax} dk_{ay} \tilde{\mathbf{E}}_a(k_{ax}, k_{ay}) \times \exp[i(k_{ax}x_a + k_{ay}y_a + k_{az}z_a)], \quad (1)$$

where $k_{az} = \sqrt{k_a^2 - (k_{ax}^2 + k_{ay}^2)}$. The approximate paraxial expression for the field in Eq. (1) can be obtained by the expansion of the square root of k_{az} to the first order [22], which yields

$$\mathbf{E}_a = \exp(ik_a z_a) \int dk_{ax} dk_{ay} \tilde{\mathbf{E}}_a(k_{ax}, k_{ay}) \times \exp \left[i \left(k_{ax}x_a + k_{ay}y_a - \frac{k_{ax}^2 + k_{ay}^2}{2k_a} z_a \right) \right]. \quad (2)$$

Consider an arbitrarily polarized Gaussian beam propagating in the first prism parallel to the positive z_i axis. The angular spectrum of electric field amplitude of such a beam can be written as

$$\tilde{\mathbf{E}}_i = (\alpha \mathbf{e}_{ix} + \beta \mathbf{e}_{iy}) \exp \left[-\frac{z_R(k_{ix}^2 + k_{iy}^2)}{2k_0} \right]. \quad (3)$$

Here, $z_R = k_0 w_0^2 / 2$ is the Rayleigh length in free space and $k_0 = \omega / c$ is the wave number. The coefficients α and β satisfy the relation $\sigma_i = i(\alpha\beta^* - \alpha^*\beta)$. The polarization operator $\sigma_i = \pm 1$ corresponds to left- and right-handed circularly polarized light, respectively. It is well known that circularly polarized Gaussian beam can carry spin angular momentum $\pm 1\hbar$ per photon due to its polarization state [23]. Substituting Eq. (3) into Eq. (2) provides

the expression of the incident field:

$$\mathbf{E}_i(x_i, y_i, z_i) \propto (\alpha \mathbf{e}_{ix} + \beta \mathbf{e}_{iy}) \exp(ik_{iz}z_i) \times \exp \left[-\frac{n_1 k_0}{2} \frac{x_i^2 + y_i^2}{n_1 z_R + iz_i} \right]. \quad (4)$$

The calculation of the reflected and tunneling fields requires the explicit solution of the boundary conditions at the interfaces. Thus, we need to know the generalized Fresnel reflection and transmission coefficients of the barrier which read as

$$r_A = \frac{R_A + R'_A \exp(2ik_0 \sqrt{1 - n_1^2 \sin^2 \theta_i} d)}{1 + R_A R'_A \exp(2ik_0 \sqrt{1 - n_1^2 \sin^2 \theta_i} d)}, \quad (5)$$

$$t_A = \frac{T_A T'_A \exp(ik_0 \sqrt{1 - n_1^2 \sin^2 \theta_i} d)}{1 + R_A R'_A \exp(2ik_0 \sqrt{1 - n_1^2 \sin^2 \theta_i} d)}. \quad (6)$$

Here, $A \in \{p, s\}$, R_A and T_A are the Fresnel reflection and transmission coefficients in the first interface, respectively. R'_A and T'_A are the corresponding coefficients in the second interface.

We first explore the reflected field in the first prism. The reflected angular spectrum $\tilde{\mathbf{E}}_r(k_{rx}, k_{ry})$ is related to the boundary distribution of the electric field by means of the relation:

$$\tilde{\mathbf{E}}_r = \begin{bmatrix} r_p & \frac{k_{ry} \cot \theta_i}{k_0} (r_p + r_s) \\ -\frac{k_{ry} \cot \theta_i}{k_0} (r_p + r_s) & r_s \end{bmatrix} \tilde{\mathbf{E}}_i. \quad (7)$$

From the Snell's law, we can get $k_{rx} = -k_{ix}$ and $k_{ry} = k_{iy}$. In fact, after the angular spectrum on the plane $z_r = 0$ is known, Eq. (2) together with Eqs. (3) and (7) provides the expression of the field on the plane $z_r > 0$ as

$$\mathbf{E}_r \propto \left[\alpha r_p \left(1 - i \frac{x_r}{n_1 z_R + iz_r} \frac{\partial \ln r_p}{\partial \theta_i} \right) + i\beta (r_p + r_s) \frac{y_r}{n_1 z_R + iz_r} \cot \theta_i \right] \times \exp \left[-\frac{n_1 k_0}{2} \frac{x_r^2 + y_r^2}{n_1 z_R + iz_r} \right] \mathbf{e}_{rx} + \left[\beta r_s \left(1 - i \frac{x_r}{n_1 z_R + iz_r} \frac{\partial \ln r_s}{\partial \theta_i} \right) - i\alpha (r_p + r_s) \frac{y_r}{n_1 z_R + iz_r} \cot \theta_i \right] \times \exp \left[-\frac{n_1 k_0}{2} \frac{x_r^2 + y_r^2}{n_1 z_R + iz_r} \right] \mathbf{e}_{ry}. \quad (8)$$

For the reflection on prism-air-prism barrier, the spatial profile of the reflected beam would experience an alteration.

We next explore the transmitted or tunneling field in the second prism. Whether the field in the second prism

is transmitted or tunneling depends on the incident angle: In the transmission case, $\theta_i < \theta_{ic}$; while in the tunneling case, $\theta_i > \theta_{ic}$. The tunneling field can be derived here does not require knowledge of the fields inside the air gap [1]. The transmitted angular spectrum $\tilde{E}_t(k_{tx}, k_{ty})$ related to the boundary distribution of the electric field is written as:

$$\tilde{\mathbf{E}}_t = \begin{bmatrix} t_p & \frac{k_{ty} \cot \theta_i}{k_0} (t_p - \eta t_s) \\ \frac{k_{ty} \cot \theta_i}{k_0} (\eta t_p - t_s) & t_s \end{bmatrix} \tilde{\mathbf{E}}_i, \quad (9)$$

where $\eta = \cos \theta_t / \cos \theta_i$. From the Snell's law under the paraxial approximation, we have $k_{tx} = k_{ix} / \eta$ and $k_{ty} = k_{iy}$. Substituting Eqs. (3) and (9) into Eq. (2), the transmitted or tunneling field is given by

$$\begin{aligned} \mathbf{E}_t \propto & \exp \left[-\frac{n_2 k_0}{2} \left(\frac{x_t^2}{z_{Rx} + iz_t} + \frac{y_t^2}{z_{Ry} + iz_t} \right) \right] \\ & \times \left[\alpha t_p \left(1 + i \frac{n_2 \eta x_t}{z_{Rx} + iz_t} \frac{\partial \ln t_p}{\partial \theta_i} \right) \right. \\ & \left. + i \beta \frac{n_2 y_t}{z_{Ry} + iz_t} (t_p - \eta t_s) \cot \theta_i \right] \mathbf{e}_{tx} \\ & + \exp \left[-\frac{n_2 k_0}{2} \left(\frac{x_t^2}{z_{Rx} + iz_t} + \frac{y_t^2}{z_{Ry} + iz_t} \right) \right] \\ & \times \left[\beta t_s \left(1 + i \frac{n_2 \eta x_t}{z_{Rx} + iz_t} \frac{\partial \ln t_s}{\partial \theta_i} \right) \right. \\ & \left. + i \alpha \frac{n_2 y_t}{z_{Ry} + iz_t} (\eta t_p - t_s) \cot \theta_i \right] \mathbf{e}_{ty}. \quad (10) \end{aligned}$$

The interesting point to note is that there are two different Rayleigh lengths: $z_{Rx} = n_2 \eta^2 k_0 w_0^2 / 2$ and $z_{Ry} = n_2 k_0 w_0^2 / 2$, characterizing the spreading of the beam in the direction of x_t and y_t axes, respectively. Up to now, we have established a general vector field model to describe the SHE of light in three-dimensional photon tunneling. This intriguing effect manifests itself as polarization-dependent transverse shift of beam centroid. As a result, the photon tunneling is no longer a two-dimensional process.

III. SPIN HALL EFFECT OF LIGHT

To reveal the SHE of light, we now determine the polarization-dependent shifts of beam centroid. The intensity distribution of electromagnetic fields is closely linked to the Poynting vector [24] $I(x_a, y_a, z_a) \propto \mathbf{S}_a \cdot \mathbf{e}_{az}$. Here the Poynting vector is given by $\mathbf{S}_a \propto \text{Re}[\mathbf{E}_a^* \times \mathbf{H}_a]$, and the magnetic field can be obtained by $\mathbf{H}_a = -ik^{-1} \nabla \times \mathbf{E}_a$. At any given plane $z_a = \text{const.}$, the transverse shifts of beam centroid are given by

$$\langle y_a \rangle = \frac{\int \int y_a I(x_a, y_a, z_a) dx_a dy_a}{\int \int I(x_a, y_a, z_a) dx_a dy_a}. \quad (11)$$

Here, $\langle y_a \rangle$ can be written as a combination of z_a -independent term and z_a -dependent term: $\langle y_a \rangle = \Delta y_a + \delta y_a$.

We first consider the transverses shift of the incident field. Substituting Eq. (4) into Eq. (11), we get

$$\Delta y_i = 0, \quad \delta y_i = 0. \quad (12)$$

This simple result shows that there does not exist an inherent transverse shift or angular shift for a fundamental Gaussian beam [25]. We next consider the transverse shift of the reflected field. Substituting Eq. (8) into Eq. (11), we have

$$\begin{aligned} \Delta y_r = & -\frac{1}{k_0} \frac{f_p f_s \cot \theta_i}{|r_p|^2 f_p^2 + |r_s|^2 f_s^2} \left[(|r_p|^2 + |r_s|^2) \sin \psi \right. \\ & \left. + 2|r_p||r_s| \sin(\psi - \phi_p + \phi_s) \right], \quad (13) \end{aligned}$$

$$\delta y_r = \frac{z_r}{k_0 z_R} \frac{f_p f_s (|r_p|^2 - |r_s|^2) \cot \theta_i \cos \psi}{|r_p|^2 f_p^2 + |r_s|^2 f_s^2}. \quad (14)$$

Here, $r_A = |r_A| \exp(i\phi_A)$, $\alpha = f_p \in \text{Re}$, and $\beta = f_s \exp(i\psi)$. Note that the expressions in Eqs. (13) and (14) have similar form as those in a semi-infinite medium [26], although the reflection coefficients are significantly different.

We now discuss the transverse shifts for the tunneling field. After substituting Eq. (10) into Eq. (11), we obtain

$$\begin{aligned} \Delta y_t = & -\frac{1}{k_0} \frac{f_p f_s \cot \theta_i}{|t_p|^2 f_p^2 + |t_s|^2 f_s^2} \left[(|t_p|^2 + |t_s|^2) \sin \psi \right. \\ & \left. - 2\eta |t_p||t_s| \sin(\psi - \varphi_p + \varphi_s) \right], \quad (15) \end{aligned}$$

$$\delta y_t = \frac{z_t}{k_0 z_{Ry}} \frac{f_p f_s (|t_p|^2 - |t_s|^2) \cot \theta_i \cos \psi}{|t_p|^2 f_p^2 + |t_s|^2 f_s^2}, \quad (16)$$

where $t_A = |t_A| \exp(i\varphi_A)$. From Eqs. (12), (14), and (16), we find that the z_a -dependent terms can be regarded as a small angle shift inclining from the axis of beam centroid:

$$\Delta \theta_{ay} = \delta y_a / z_a. \quad (17)$$

This angle divergences means that the Snell's law cannot accurately describe the beam refraction phenomenon [27]. It should be mentioned that δ_{ry} and δ_{ty} are given by functions of Rayleigh lengths and $\cos \psi$. Hence, the angular shifts can be regarded as the combined contribution of diffraction and polarization [28]. In general, a linearly polarized Gaussian beam can be regarded as a superposition of two circularly polarized components. As a result, an initially lineally polarized beam splits into two circularly polarized components in opposite directions due to the SHE of light [16].

In the SHE of light, the refractive index gradient plays the role of the electric potential gradient. Hence, we attempt to examine what roles the refractive index gradient of the two prisms (i.e., $\Delta n = n_2 - n_1$) plays in the photon tunneling. Without loss of generality, we assume $n_1 = 1.5$, and the corresponding critic angle

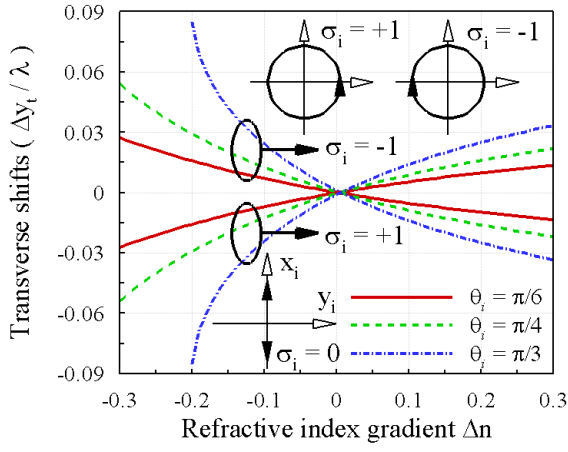


FIG. 2: (color online) The normalized polarization-dependent transverse shifts $\Delta y_t/\lambda$ versus refractive index gradient Δn . The incident angles of the beam are choose as $\theta_i = \pi/6$ (solid lines), $\theta_i = \pi/4$ (dashed lines), and $\theta_i = \pi/3$ (dashed-dotted lines). The barrier width is chosen as $d = 0.2\lambda$. The insets show that the linearly polarized beam can be regarded as a superposition of two circularly polarization components.

is $\theta_{ic} = 41.8^\circ$. Figure 2 shows the normalized transverse shifts for various refractive index gradients. We first consider the photon tunneling through the air gap from a high-refractive-index prism to a low-refractive-index prism ($\Delta n < 0$). For the left circularly polarized component $\sigma_i = +1$, the transmitted field exhibits a negative transverse shift. For the right circularly polarized component $\sigma_i = -1$, also presents a transverse shift, but in the opposite direction. We next consider the photon tunneling from a low-refractive-index prism to a high-refractive-index prism ($\Delta n > 0$). The left circularly polarized component presents a positive shift, while the right circularly polarized component exhibits a negative shift. For a certain polarized component, the SHE of light is reversed when the refractive index gradient is inverted.

In conventional photon tunneling experiments [4, 5], the barrier is constructed by a symmetric structure, i.e., $\Delta n = 0$. It leads to the polarization-dependent transverse shifts are very small which are also clearly shown in Fig. 2. This is the possible reason why the tiny transverse shift escapes measurement in photon tunneling experiments. Note that the SHE of light can be evidently enhanced by increasing the refractive index gradient between the two prisms. The recent advent of metamaterial whose refractive index can be tailored arbitrarily [29–31] seems to be a good candidate. A further point should be mentioned: The transverse shifts in the conventional SHE experiment are just a few tens of nanometers [17]. Fortunately, the transverse shifts in the tunneling case (dashed and dashed-dotted lines) are much larger than those in the transmission case (solid lines). Thus, the tunneling mechanism provides us an alternative way to enhance the SHE of light.

Furthermore we explore the polarization-dependent transverse angular shifts. From Eq. (16) we find that

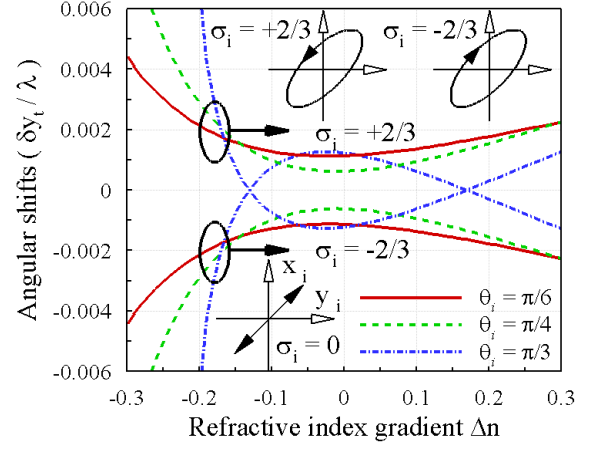


FIG. 3: (color online) The normalized polarization-dependent angular shifts $\delta y_t/\lambda$ versus refractive index gradient Δn . Polarization parameters are $\sigma_i = +2/3$ and $\sigma_i = -2/3$. The angular shifts are plotted in the plane $z_t = 2z_R$. Other parameters are chosen to be the same as in Fig. 2. The insets show that the linearly polarized beam can be regarded as a superposition of two elliptically polarization components.

only special linearly or elliptically polarized beam exhibits a transverse angular shift. In this case, a linearly polarized Gaussian beam can be regarded as a superposition of two elliptically polarized components as shown in Fig. 3. For a left-elliptical component $\sigma_i = +2/3$ and a right-elliptical component $\sigma_i = -2/3$, the centroid of tunneling field presents an opposite angular shifts. For a certain polarization component, whether the angular shift is positive or negative depends on the incident angle and the refractive index gradient. It should be noted that the transverse angular shift is significantly different from the longitudinal one [5, 32], which is polarization-dependent.

For the purpose of revealing the physics underlying the SHE, we focus on the momentum conservation laws which govern both the transverse and the angular shifts. The monochromatic beam can be formulated as a localized wave packet whose spectrum is arbitrarily narrow [33]. Let a th wave packet include N_a photons, i.e., its field energy is $W_a = N_a\omega$. The linear momentum of the a th packet is $\mathbf{p}_a = N_a\mathbf{k}_a$ (we set $\hbar = c = 1$), and the linear momentum conservation law for y components is $p_{iy} = p_{ry} + p_{ty}$, where $p_{iy} = 0$, $p_{ry} = N_r k_r \Delta\theta_{ry}$, and $p_{ty} = N_t k_t \Delta\theta_{ty}$. In the tunneling process, the total number of photons remains unchanged: $N_r + N_t = N_i$. As a result, the angular shifts fulfill conservation law for y components of the linear momentum:

$$-n_1 Q_r \Delta\theta_{ry} + n_2 Q_t \Delta\theta_{ty} = 0. \quad (18)$$

Here, $Q_r = N_r/N_i$ and $Q_t = N_t/N_i$ are the energy reflection and energy transmission coefficient, respectively. In the frame of classic electrodynamics, Eq. (18) still holds true due to $Q_r = f_p^2 |r_p|^2 + f_s^2 |r_s|^2$ and $Q_t = n_2 \eta (f_p^2 |t_p|^2 + f_s^2 |t_s|^2) / n_1$. Thus, the polarization-dependent angular

shifts are governed by the total linear momentum conservation law.

We proceed to explore the total angular momentum conservation law. The z component of total angular momentum L_{az} for a th wave packet can be represented as a sum of the extrinsic orbital angular momentum J_{az} and intrinsic spin angular momentum S_{az} , i.e., $L_{az} = J_{az} + S_{az}$. The z component of the orbital angular momenta are given by $J_{iz} = 0$, $J_{rz} = -\Delta y_r k_r \sin \theta_r$, and $S_{tz} = -\Delta y_t k_t \sin \theta_t$. The z component of the spin angular momenta are given by $S_{iz} = \sigma_i \cos \theta_i$, $S_{rz} = \sigma_r \cos \theta_r$, and $S_{tz} = \sigma_t \cos \theta_t$ for incident, reflected, and tunneling wave packets, respectively. The total angular momentum can be written as

$$L_{iz} = \sigma_i \cos \theta_i, \quad (19)$$

$$L_{rz} = -\Delta y_r k_r \sin \theta_r + \sigma_r \cos \theta_r, \quad (20)$$

$$L_{tz} = -\Delta y_t k_t \sin \theta_t + \sigma_t \cos \theta_t. \quad (21)$$

Here, the polarization degrees for the a th wave packet is respectively described by

$$\sigma_i = 2f_p f_s \sin \psi, \quad (22)$$

$$\sigma_r = \frac{2f_p f_s |r_p| |r_s| \sin[\psi - (\phi_p - \phi_s)]}{|r_p|^2 f_p^2 + |r_s|^2 f_s^2}, \quad (23)$$

$$\sigma_t = \frac{2f_p f_s |t_p| |t_s| \sin[\psi - (\varphi_p - \varphi_s)]}{|t_p|^2 f_p^2 + |t_s|^2 f_s^2}. \quad (24)$$

After substituting Eqs. (13) and (15) into Eqs. (20) and (21), we find that the transverse shifts fulfill the conservation law for total angular momentum :

$$Q_r L_{rz} + Q_t L_{tz} = L_{iz}. \quad (25)$$

The transverse shifts governed by the total momentum conservation law, provide us a new way to clarify the nature of photon tunneling effect in three dimensions. Note that the magnitude of the SHE of light can be substantially enhanced by involving higher-order angular momentum beams [34–37]. Future research is needed to investigate the orbital Hall effect (OHE) of light in photon tunneling regime.

To obtain a clear physical picture of the SHE of light in photon tunneling, we attempt to perform analyses on the z component of the total angular momentum for each of individual photons, i.e., $l_{iz} = l_{tz}$ [38]. The total angular momentum law for single photon is given by

$$-\Delta y_t k_t \sin \theta_t + \sigma_t \cos \theta_t = \sigma_i \cos \theta_i. \quad (26)$$

When the photons tunneling through the air-gap barrier from a low-refractive-index prism to a high-refractive-index prism ($n_1 < n_2$), the incident angle is less than the transmitted angle $\theta_i > \theta_t$. The linearly polarized

wave packet can be represented as a superposition of equal $\sigma_i = +1$ and $\sigma_i = -1$ photons. For the $\sigma_i = +1$ photons, the z_t component of spin angular momentum $\sigma_t \cos \theta_t$ decreases after entering the second prism. Because of the conservation law, the total angular momentum must remain unchanged. To conserve the total angular momentum, the photon must move to the direction $-y$ ($\Delta y_t < 0$). For the $\sigma_i = -1$ photons, the z component of spin angular momentum $\sigma_t \cos \theta_t$ increases. In this case, the photons must move to the direction $+y$ ($\Delta y_t > 0$). When the photon tunneling through the air-gap barrier from a high-refractive-index prism to a low-refractive-index prism ($n_1 > n_2$), the incident angle is less than the transmitted angle $\theta_i < \theta_t$. Consequently, the polarization-dependent shifts exhibit a reversed version. This gives a very simple way to understand how light exhibits SHE in the photon tunneling.

Chiao and Steinberg [2, 3] have studied systematically the equivalence between the FTIR equation and the Schrödinger one. Theoretical studies have shown indeed that the physics of tunneling is essentially identical for classical light waves and quantum mechanical wave functions. The SHE of light has been verified experimentally in beam refraction [17] and in glass cylinder with refractive index gradient [18]. However, direct observation of the SHE is still remain an open challenge in condensed matter physics [12–14] and high-energy physics [39, 40]. This opened up the opportunity to perform the SHE in tunneling experiments, easier to perform and interpret than those with electron waves. Because of the close similarity in condensed matter, high-energy physics, plasmonics [41, 42], and optics, the SHE of light in photon tunneling will provide indirect evidence for other physical systems.

IV. CONCLUSIONS

In conclusion, we have resolved the breakdown of angular momentum conservation on two-dimensional photon tunneling by considering SHE of light. This interesting effect manifests itself as polarization-dependent transverse shifts when the wave packet tunneling through a prism-air-prism barrier. For a certain circularly polarized component, the transverse shifts can be modulated by altering the refractive index gradient of the two prisms. We have demonstrated that the SHE in the conventional beam refraction can be evidently enhanced via photon tunneling. The physics underlying the SHE of light is that the polarization-dependent angular shifts satisfy the total linear momentum conservation law, and the polarization-dependent transverse shifts fulfill the total angular momentum conservation law. The study of the SHE of light would make a useful contribution to clarify the nature of photon tunneling in three dimensions. It is well known that the scanning tunneling microscope is a powerful instrument for imaging surfaces at the atomic level [1]. In general, introducing the SHE of light into the scanning tunneling microscope will open the possibility

for developing new nano-photonic devices.

10904036, 60890202, and 10974049).

Acknowledgments

This research was supported by the National Natural Science Foundation of China (Grants Nos. 10804029,

-
- [1] L. Novotny and B. Hecht, *Principles of Nano-Optics* (Cambridge University Press, Cambridge, 2006).
- [2] R. Y. Chiao, P. G. Kwiat, and A. M. Steinberg, *Physica B* **175**, 257 (1991).
- [3] A. M. Steinberg and R. Chiao, *Phys. Rev. A* **49**, 3283 (1994).
- [4] A. M. Steinberg, P. G. Kwiat, and R. Y. Chiao, *Phys. Rev. Lett.* **71**, 708 (1993).
- [5] P. Balcou and L. Dutriaux, *Phys. Rev. Lett.* **78**, 851 (1997).
- [6] J. J. Carey, J. Zawadzka, D. A. Jaroszynski, and K. Wynne, *Phys. Rev. Lett.* **84**, 1431 (2000).
- [7] H. G. Winful, *Phys. Rev. Lett.* **90**, 023901 (2003).
- [8] I. R. Hooper, T. W. Preist, and J. R. Sambles, *Phys. Rev. Lett.* **97**, 053902 (2006).
- [9] M. A. Player, *J. Phys. A* **20**, 3667 (1987).
- [10] V. G. Fedoseyev, *J. Phys. A* **21**, 2045 (1988).
- [11] V. G. Fedoseyev, *Opt. Commun.* **282**, 1247 (2009).
- [12] S. Murakami, N. Nagaosa, and S. C. Zhang, *Science* **301**, 1348 (2003).
- [13] J. Sinova, D. Culcer, Q. Niu, N. A. Sinitsyn, T. Jungwirth, and A. H. MacDonald, *Phys. Rev. Lett.* **92**, 126603 (2004).
- [14] J. Wunderlich, B. Kaestner, J. Sinova, and T. Jungwirth, *Phys. Rev. Lett.* **94**, 047204 (2005).
- [15] M. Onoda, S. Murakami, and N. Nagaosa, *Phys. Rev. Lett.* **93**, 083901 (2004).
- [16] K. Y. Bliokh and Y. P. Bliokh, *Phys. Rev. Lett.* **96**, 073903 (2006).
- [17] O. Hosten and P. Kwiat, *Science* **319**, 787 (2008).
- [18] K. Y. Bliokh, A. Niv, V. Kleiner, and E. Hasman, *Nature Photon.* **2**, 748 (2008).
- [19] D. Haefner, S. Sukhov, and A. Dogariu, *Phys. Rev. Lett.* **102**, 123903 (2009).
- [20] A. Aiello, N. Lindlein, C. Marquardt, and G. Leuchs, *Phys. Rev. Lett.* **103**, 100401 (2009).
- [21] J. W. Goodman, *Introduction to Fourier Optics* (McGraw-Hill, New York, 1996).
- [22] M. Lax, W. H. Louisell, and W. McKnight, *Phys. Rev. A* **11**, 1365 (1975).
- [23] R. A. Beth, *Phys. Rev.* **50**, 115 (1936).
- [24] J. D. Jackson, *Classical Electrodynamics* (Wiley, New York, 1999).
- [25] H. Luo, S. Wen, W. Shu, and D. Fan, *Phys. Rev. A* **81**, 053826 (2010).
- [26] A. Aiello and J. P. Woerdman, *Opt. Lett.* **33**, 1437 (2008).
- [27] C. Duval, Z. Horváth, and P. A. Horváthy, *Phys. Rev. D* **74**, 021701(R) (2006).
- [28] H. Luo, S. Wen, W. Shu, Z. Tang, Y. Zou, and D. Fan, *Phys. Rev. A* **80**, 043810 (2009).
- [29] D. R. Smith, J. B. Pendry, and M. C. K. Wiltshire, *Science* **305**, 788 (2004).
- [30] J. Pendry, D. Schurig, and D. Smith, *Science* **312**, 1780 (2006).
- [31] V. M. Shalaev, *Nature Photon.* **1**, 41 (2007).
- [32] M. Merano, A. Aiello, M. P. van Exter, and J. P. Woerdman, *Nature Photon.* **3**, 337 (2009).
- [33] K. Y. Bliokh and Y. P. Bliokh, *Phys. Rev. E* **75**, 066609 (2007).
- [34] L. Allen, M. W. Beijersbergen, R. J. C. Spreeuw, and J. P. Woerdman, *Phys. Rev. A* **45**, 8185 (1992).
- [35] K. Y. Bliokh, *Phys. Rev. Lett.* **97**, 043901 (2006).
- [36] K. Y. Bliokh, and A. S. Desyatnikov, *Phys. Rev. A* **79**, 011807(R) (2009).
- [37] T. A. Fadeyeva, A. F. Rubass, and A. V. Volyar, *Phys. Rev. A* **79**, 053815 (2009).
- [38] M. Onoda, S. Murakami, and N. Nagaosa, *Phys. Rev. E* **74**, 066610 (2006).
- [39] A. Bérard and H. Mohrbach, *Phys. Lett. A* **352**, 190 (2006).
- [40] P. Gosselin, A. Bérard, and H. Mohrbach, *Phys. Rev. D* **75**, 084035 (2007).
- [41] Y. Gorodetski, A. Niv, V. Kleiner, and E. Hasman, *Phys. Rev. Lett.* **101**, 043903 (2008).
- [42] Y. Gorodetski, N. Shitrit, I. Bretner, V. Kleiner, and E. Hasman, *Nano Lett.* **9**, 3016 (2009).