

Preparation and Measurement of Three-Qubit Entanglement in a Superconducting Circuit

L. DiCarlo,¹ M. D. Reed,¹ L. Sun,¹ B. R. Johnson,¹ J. M. Chow,¹ J. M. Gambetta,² L. Frunzio,¹ S. M. Girvin,¹ M. H. Devoret,¹ and R. J. Schoelkopf¹

¹*Departments of Physics and Applied Physics, Yale University, New Haven, CT 06511, USA*

²*Department of Physics and Astronomy and Institute for Quantum Computing, University of Waterloo, Waterloo, Ontario N2L 3G1, Canada*

(Dated: 27th April 2010)

Traditionally, quantum entanglement has played a central role in foundational discussions of quantum mechanics. The measurement of correlations between entangled particles can exhibit results at odds with classical behavior. These discrepancies increase exponentially with the number of entangled particles¹. When entanglement is extended from just two quantum bits (qubits) to three, the incompatibilities between classical and quantum correlation properties can change from a violation of inequalities² involving statistical averages to sign differences in deterministic observations³. With the ample confirmation of quantum mechanical predictions by experiments^{4–7}, entanglement has evolved from a philosophical conundrum to a key resource for quantum-based technologies, like quantum cryptography and computation⁸. In particular, maximal entanglement of more than two qubits is crucial to the implementation of quantum error correction protocols. While entanglement of up to 3, 5, and 8 qubits has been demonstrated among spins⁹, photons⁷, and ions¹⁰, respectively, entanglement in engineered solid-state systems has been limited to two qubits^{11–15}. Here, we demonstrate three-qubit entanglement in a superconducting circuit, creating Greenberger-Horne-Zeilinger (GHZ) states with fidelity of 88%, measured with quantum state tomography. Several entanglement witnesses show violation of biseparable bounds by $830 \pm 80\%$. Our entangling sequence realizes the first step of basic quantum error correction, namely the encoding of a logical qubit into a manifold of GHZ-like states using a repetition code. The integration of encoding, decoding and error-correcting steps in a feedback loop will be the next milestone for quantum computing with integrated circuits.

With steady improvements in qubit coherence, control, and readout over a decade, superconducting quantum circuits¹⁶ have recently attained two milestones for solid-state two-qubit entanglement. The first is the violation of Bell inequalities without a detection loophole, realized with phase qubits by minimizing cross-talk between high-fidelity individual qubit readouts¹⁴. Second is the realization of simple quantum algorithms¹³, achieved through improved two-qubit gates and coherence in cir-

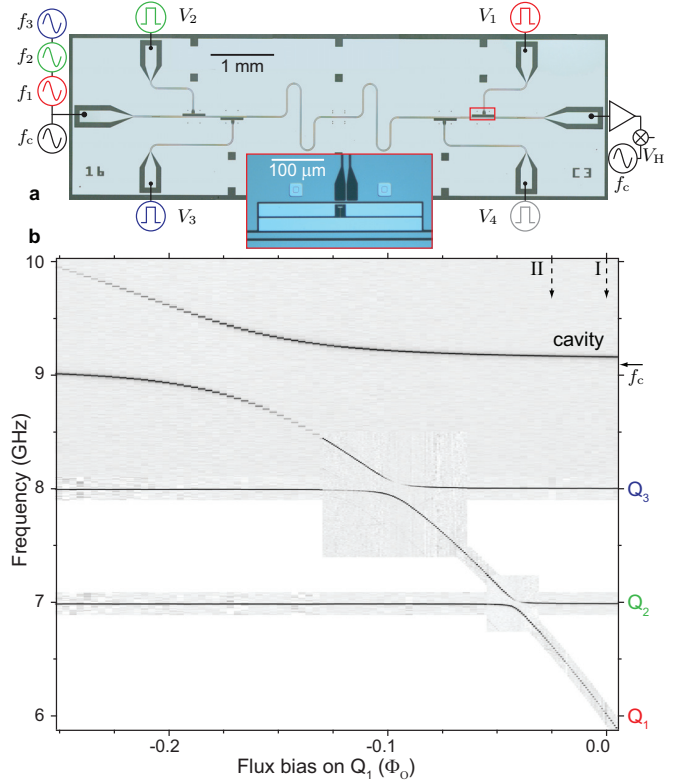


Figure 1: **Four-qubit cQED processor, and spectroscopic characterization.** **a**, Micrograph of 6-port superconducting device with four transmon qubits [Q_1 (inset) to Q_4] inside a meandering coplanar waveguide resonator. Local flux-bias lines allow qubit tuning on nanosecond timescales with room-temperature voltages V_i . Microwave pulses at qubit transition frequencies f_1 , f_2 , and f_3 realize single-qubit x - and y -rotations in 8 ns. Q_4 (operational but unused) is biased at its maximal frequency of 12.27 GHz to minimize its interaction with the qubits employed. Pulsed measurement of cavity homodyne voltage V_H (at the bare cavity frequency $f_c = 9.070$ GHz) allows joint qubit readout. A detailed schematic of the measurement setup is shown in Supplementary Fig. S2. **b**, Grey-scale images of cavity transmission and qubit spectroscopy versus local tuning of Q_1 show avoided crossings with Q_2 (66 MHz splitting), with Q_3 (128 MHz splitting) and with cavity (615 MHz splitting). Points I and II are two of three operating points (Fig. 2 shows III). Single-qubit gates and joint readout are performed at I. A C-Phase gate between Q_1 and Q_2 is achieved by flux pulsing to II.

circuit quantum electrodynamics (cQED)^{17,18}. The extension of solid-state entanglement from two to several qubits is a new milestone within reach of existing technology. Tripartite interactions between two phase qubits and a resonant cavity in cQED were recently demonstrated¹⁹, suggesting a deterministic but unverified production of W-class tripartite entanglement²⁰. Here, we demonstrate the extension of conditional-phase gates¹³ (C-Phase) and joint qubit readout^{15,21} in cQED to the generation and detection of more stringent GHZ-class entanglement between three superconducting charge qubits. Independently, entanglement between three phase qubits has been created and detected at UCSB, and is reported in a simultaneous publication²².

Our superconducting chip (Fig. 1a) consists of four transmon qubits^{23,24} (labeled Q_1 to Q_4 counter-clockwise from top right) inside a transmission-line cavity that couples them²⁵, isolates them from the electromagnetic environment²⁶, and allows their joint readout^{15,21,27}. As in the two-qubit predecessor^{13,15}, qubit control is achieved with a combination of resonant microwave drives realizing single-qubit x - and y -rotations, and flux pulses individually tuning the qubit transition frequencies on nanosecond timescales. Flux pulses inducing small frequency excursions ($\lesssim 100$ MHz) realize z -rotations. Stronger pulses (~ 650 MHz excursions) drive specific computational levels into resonance with non-computational ones (involving second-excited states of Q_2 and Q_3) to realize C-Phase gates between nearest neighbors in frequency²⁸. The readout exploits qubit-state-dependent cavity transmission to gain direct access to multi-qubit correlations, facilitating full tomography of the qubit register and entanglement witnessing. We emphasize that doubling the number of coupled qubits has been achieved without significantly increasing the complexity of circuit design, sample fabrication, or experimental calibration, demonstrating the power of a quantum bus architecture.

The spectrum of single excitations of the three employed qubits (Q_1 to Q_3) and the cavity reveals key features of the generalized Tavis-Cummings Hamiltonian and allows extraction of its parameters (see Methods). Spectroscopy as a function of local flux tuning of Q_1 (Fig. 1b) shows exactly three avoided crossings: J -crossings²⁵ with Q_2 and with Q_3 , and the vacuum-Rabi splitting¹⁷ with the cavity near its bare frequency $f_c = 9.070$ GHz. To the resolution of all spectroscopy performed, the spectrum is free of spurious avoided crossings. This is a critical requirement for pulsed excursions of qubit transition frequencies. We choose point I [$(f_1, f_2, f_3) = (6.000, 7.000, 8.000)$ GHz ± 2 MHz] for all single-qubit rotations and for readout. Here, the qubits are sufficiently detuned from their nearest neighbors in frequency to make their interaction small, yet close enough to the cavity to reach the strong-dispersive regime of cQED^{29,30}.

Two-qubit C-Phase gates are the workhorses that generate entanglement in the qubit register. We realize C-

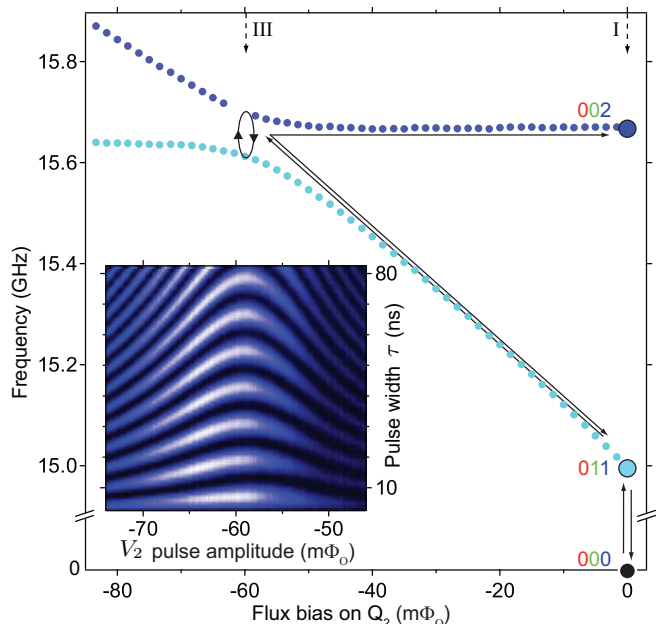


Figure 2: **Frequency- and time-domain characterization of two-qubit-gate primitive.** Main, Two-tone spectroscopy²⁴ of computational level $|011\rangle$ and non-computational level $|002\rangle$ through their avoided crossing (86 MHz splitting) at point III. This crossing (and its $|111\rangle \leftrightarrow |102\rangle$ analog in the three-excitation manifold) is the primitive for a C-Phase gate between Q_2 and Q_3 (see Ref. 28). The gate is realized with a sudden flux pulse into III. While the pulse is on, the quantum amplitude initially in $|011\rangle$ is coherently exchanged with $|002\rangle$. The pulse is turned off after one full period, at which time all quantum amplitude returns to $|011\rangle$, but with an additional phase of π . Inset, Time-domain characterization of the avoided crossing using the sequence outlined by arrows in main panel. Starting from $|000\rangle$, simultaneous π pulses on Q_2 and Q_3 populate $|011\rangle$. A V_2 pulse of duration τ is next applied. Simultaneous π -pulses then transfer the final quantum amplitude in $|011\rangle$ to $|000\rangle$ to maximize readout contrast. This characterization gives a calibration of the optimal flux-pulse duration, in this case 12 ns.

Phase gates by direct extension of the protocol proposed for phase qubits in Ref. 28, wherein a full coherent oscillation between computational and non-computational states yields a two-qubit phase of π . The primitive interaction for C-Phase between Q_2 and Q_3 is shown with two-tone spectroscopy and time-domain data in Fig. 2. (See Supplementary Fig. S1 for a similar characterization of the primitive for C-Phase between Q_1 and Q_2). At point III, the computational level $|011\rangle$ becomes resonant with the non-computational level $|002\rangle$ (abc denotes excitation level a on Q_1 , b on Q_2 and c on Q_3). The cavity-mediated interaction between these levels produces an avoided crossing of 86 MHz. An analogous avoided crossing takes place simultaneously in the three-excitation manifold, between $|111\rangle$ and $|102\rangle$. A coherent oscillation between the computational and the non-computational levels is started by pulsing non-adiabatically into point

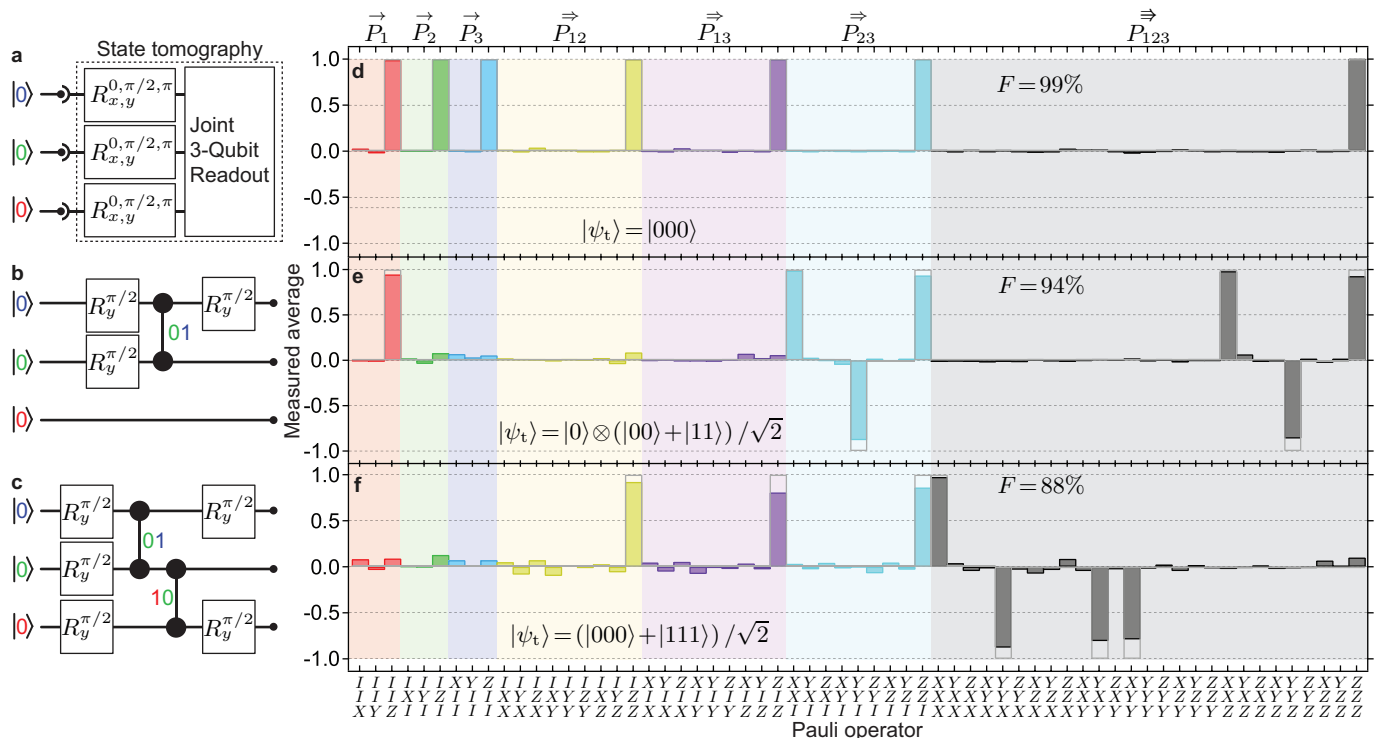


Figure 3: **Building three-qubit entanglement with two-qubit gates.** **a,b,c**, Gate sequences producing states with increasing number of entangled qubits: **(a)** the ground state (no entanglement), **(b)** a Bell triplet (Q_2 and Q_3 entangled), and **(c)** the Greenberger-Horne-Zeilinger (GHZ) state (three-qubit entanglement). Vertical lines terminating in solid circles represent C-Phase gates. The coloured two-bit number next to each indicates the computational basis states that acquire the π phase. The state tomography sequence shown in **a** is also applied in **b** and **c**. **d,e,f**, Reconstructed density matrices of the sequence outputs, visualized with a bar chart of the Pauli set \mathbf{P} . Colors denote the seven subsets of \mathbf{P} [Bloch vectors ($\vec{P}_1, \vec{P}_2, \vec{P}_3$), two-qubit correlations ($\vec{P}_{12}, \vec{P}_{13}, \vec{P}_{23}$) and three-qubit correlations (\vec{P}_{123})]. The Pauli set \mathbf{P}_t of the target state $|\psi_t\rangle$ is superposed (open bars). The \mathbf{P}_t have seven non-zero and full-magnitude bars because they represent stabilizer states⁸. For the GHZ state, they appear exclusively in the correlations, a hallmark of maximal three-qubit entanglement. The experimental \mathbf{P} closely match \mathbf{P}_t in the three cases, with fidelities $F = \langle \psi_t | \rho | \psi_t \rangle = \mathbf{P} \cdot \mathbf{P}_t / 8$ of 0.99, 0.94, and 0.88. By exceeding 50%, the fidelity to the GHZ state witnesses genuine three-qubit entanglement (3QE). By exceeding 75%, it witnesses the stringent GHZ-class of 3QE²⁰. More traditional cityscape visualizations of the density matrices are shown in Supplementary Fig. S4.

III. A full oscillation is completed in 12 ns (Fig. 2 inset), returning all the quantum amplitude to the computational level but with an additional phase of π . The two-qubit gate time is nearly half that of our previous implementation, which used the avoided crossing adiabatically¹³. To complete the C-Phase gate, the single-qubit dynamical phase acquired by Q_2 during the flux pulse (and also by Q_1 and Q_3 through residual flux crosstalk) is canceled using a z -rotation (see Supplementary Fig. S3).

To detect the entanglement produced with C-Phase gates, we employ a high-fidelity three-qubit joint readout presented in a parallel publication²⁷. This readout allows an approximately ten-fold increase in single-shot fidelity over the previous two-qubit joint readout^{13,15,21} without requiring any additional hardware or design modification. Readout was previously performed by a pulsed measurement of V_H in linear response (~ 1 photon in cavity). Here, we drive the cavity at f_c with 50,000 times lar-

ger incident power, well past the onset (~ 10 photons) of the non-linearity that the cavity inherits via dispersive coupling to the qubits. Turning on this strong drive can make the cavity excite, conditioned on the three-qubit state, into a high-transmission state where it regains linearity. We adjust the incident power so that the cavity excites for all register states except $|000\rangle$. If this selectivity were perfect, the measurement would be projective on $|000\rangle$, making the ensemble average $\langle V_H \rangle \propto \sum_{A,B,C \in \{I,Z\}} \langle A^{(1)} B^{(2)} C^{(3)} \rangle$. Here, the $A^{(i)}$ represent Pauli operators⁸ acting on Q_i (henceforth, the order of operators is respected and superscripts are removed for notational simplicity). False positives and negatives introduce weighting coefficients β_{ABC} . The calibrated values (listed in Methods) demonstrate a high sensitivity of the single measurement channel to two- and three-qubit correlations.

We use this sensitivity to qubit correlations to perform state tomography of the register. To reconstruct

the three-qubit density matrix ρ , we find the coefficients of its expansion in the Pauli operator basis:

$$\rho = \frac{1}{8} \sum_{A,B,C \in \{I,X,Y,Z\}} \langle ABC \rangle ABC, \quad (1)$$

where $\langle III \rangle = 1$. This is achieved by pre-pending sets of single-qubit rotations to the readout pulse. The rotations consist of all combinations of I , R_x^π , $R_x^{\pi/2}$, and $R_y^{\pi/2}$ on the three qubits (except for $R_x^\pi \otimes R_x^\pi \otimes R_x^\pi$). Respectively, these rotations on Q_i transform the $\langle V_H \rangle$ expression according to $Z^{(i)} \rightarrow Z^{(i)}$, $-Z^{(i)}$, $Y^{(i)}$, and $-X^{(i)}$. An ensemble of 10^5 state preparations and single-shot measurements are made for each set, mitigating uncertainty due to projection noise to less than 1%. The non-trivial correlation coefficients in Eq. (1) are then obtained from the 63 distinct $\langle V_H \rangle$ by matrix inversion.

With fast C-Phase gates and high fidelity readout in place, we now demonstrate generation and detection of multi-qubit entanglement. Gate sequences generating two- and three-qubit entanglement are shown in Fig. 3. A simple sequence¹³ using one C-Phase transforms the ground state $|000\rangle$ (an unentangled, or separable state) into a Bell triplet $|0\rangle \otimes (|00\rangle + |11\rangle) / \sqrt{2}$ with Q_2 and Q_3 maximally entangled (Fig. 3b). Mirroring this sequence so that Q_1 undergoes the same operations as Q_3 (Fig. 3c) produces the GHZ state, $|\text{GHZ}\rangle = (|000\rangle + |111\rangle) / \sqrt{2}$, a maximally-entangled state of three qubits. We have implemented these sequences (see Supplementary Fig. S3 for the actual microwave and flux pulses realizing the GHZ sequence) and performed tomography of their outputs. We visualize the reconstructed ρ in each case using the Pauli set \mathbf{P} , consisting of the expectation values of the non-trivial Pauli operators. In Figs. 3d-f, we subdivide \mathbf{P} into seven subsets distinguished by color: three single-qubit Bloch vectors \vec{P}_1 (red), \vec{P}_2 (green), and \vec{P}_3 (blue); two-qubit correlations \vec{P}_{12} (orange), \vec{P}_{13} (purple), and \vec{P}_{23} (cyan); and three-qubit correlations \vec{P}_{123} (grey). The experimental \mathbf{P} in Figs. 3d-f closely match the delineated Pauli set \mathbf{P}_t of the targeted ground state, the Bell triplet and the GHZ state, respectively. We quantify this similarity using fidelity to the target state $|\psi_t\rangle$, $F = \langle \psi_t | \rho | \psi_t \rangle = \mathbf{P} \cdot \mathbf{P}_t / 8$, finding $F = 99$, 94 and 88%, respectively.

To make definitive statements about the presence of genuine three-qubit entanglement (3QE) in Fig. 3f, we make use of fidelity to GHZ states as an entanglement witness²⁰. The maximal fidelity of any bi-separable state to a GHZ state is 50%. Any greater fidelity thus witnesses 3QE. Fidelity can even witness the more restrictive GHZ-class within 3QE, since W-class states satisfy $F \leq 75\%$. The 88% fidelity to $|\text{GHZ}\rangle$ of the Pauli set in Fig. 3f constitutes the first demonstration of GHZ-type entanglement between three engineered solid-state qubits.

The production of multi-qubit entanglement is a neces-

sary first step toward quantum error correction. In fact, the simple sequence using two C-Phase gates (Fig. 3c) performed the encoding step of the simplest error correction protocol, the bit-flip code⁸. Generally, this encoding maps a logical qubit state $\alpha|0\rangle + \beta|1\rangle$ onto the state $\alpha|000\rangle + \beta|111\rangle$ of three physical qubits. In Fig. 3c, the encoding was performed specifically for the state $(|0\rangle + |1\rangle) / \sqrt{2}$ in Q_2 . We have applied this repetition code to other maximal superpositions of Q_2 by varying the azimuthal angle ϕ of its initial $\pi/2$ rotation (Fig. 4a). At each ϕ , the code targets a GHZ state $|\text{GHZ}_\phi\rangle = (|000\rangle + e^{i(\phi-\pi/2)}|111\rangle) / \sqrt{2}$. The fidelity to $|\text{GHZ}_\phi\rangle$ is $87 \pm 1\%$ throughout (Fig. 4b). A master equation simulation suggests that this uniform fidelity is largely limited by qubit relaxation during the 81 ns pulse sequence. The measured fidelity witnesses GHZ-class 3QE at every ϕ .

It is possible to detect three-qubit entanglement with linear witnesses which can be computed using fewer elements of the Pauli set than the fidelity to a GHZ state. For example, the Mermin sums¹ $\mathcal{M}_{S1} = \langle XXX \rangle - \langle XYY \rangle - \langle YXY \rangle - \langle YYY \rangle$ and $\mathcal{M}_{S2} = -\langle YYY \rangle + \langle YXX \rangle + \langle XYX \rangle + \langle YXX \rangle$ satisfy $|\mathcal{M}_{S1,2}| \leq 1$ and $|\mathcal{M}_{S1,2}| \leq 2$ for all separable³¹ and bi-separable³² states, respectively. Figure 4c shows that at least one of these sums detects 3QE at each ϕ . Note that $|\mathcal{M}_{S1,2}| \leq 2$ is also a local-hidden-variable (LHV) bound¹. While the maximal absolute value measured, 3.4 ± 0.1 , exceeds this bound by 14 standard deviations, the presence of locality and detection loopholes in our system precludes the refutation of local realism.

One drawback of the Mermin sums as witnesses of 3QE is that the bi-separable (and LHV) range overlaps significantly with the quantum range for three qubits, $|\mathcal{M}_{S1,2}| \leq 4$. Non-linear entanglement witnesses can compress the bi-separable bounds relative to the quantum bounds, effectively magnifying non-trivial three-qubit correlations. We have investigated the Mermin products $\mathcal{M}_{P1} = \langle XXX \rangle \langle XYY \rangle \langle YXY \rangle \langle XYY \rangle$ and $\mathcal{M}_{P2} = \langle YYY \rangle \langle YXX \rangle \langle XYX \rangle \langle YXX \rangle$, finding various bounds numerically. Separable and bi-separable states satisfy $0 \leq \mathcal{M}_{P1,2} \leq 1/64$ and $-1/16 \leq \mathcal{M}_{P1,2} \leq 1/64$, respectively. Their range is only a small fraction of the quantum range for three qubits, $-1 \leq \mathcal{M}_{P1,2} \leq 1/16$, as advertised. The LHV range for Mermin products is $-1/16 \leq \mathcal{M}_{P1,2} \leq 1$. Note that while the LHV range for Mermin sums is fully inside the range allowed by quantum mechanics, the two ranges largely separate for products, leaving only a narrow region of compatibility $|\mathcal{M}_{P1,2}| \leq 1/16$. The measured Mermin products (Fig. 4d) reach a minimum value -0.52 ± 0.05 , exceeding the negative bi-separable (also LHV) bound by $830 \pm 80\%$. The experimental $\mathcal{M}_{P1,2}$ fall largely outside the compatibility region, and fully within the quantum bounds.

We have applied conditional-phase gates and joint readout in cQED to produce and detect GHZ-class entanglement between three superconducting qubits. Extending solid-state entanglement beyond two qubits has not

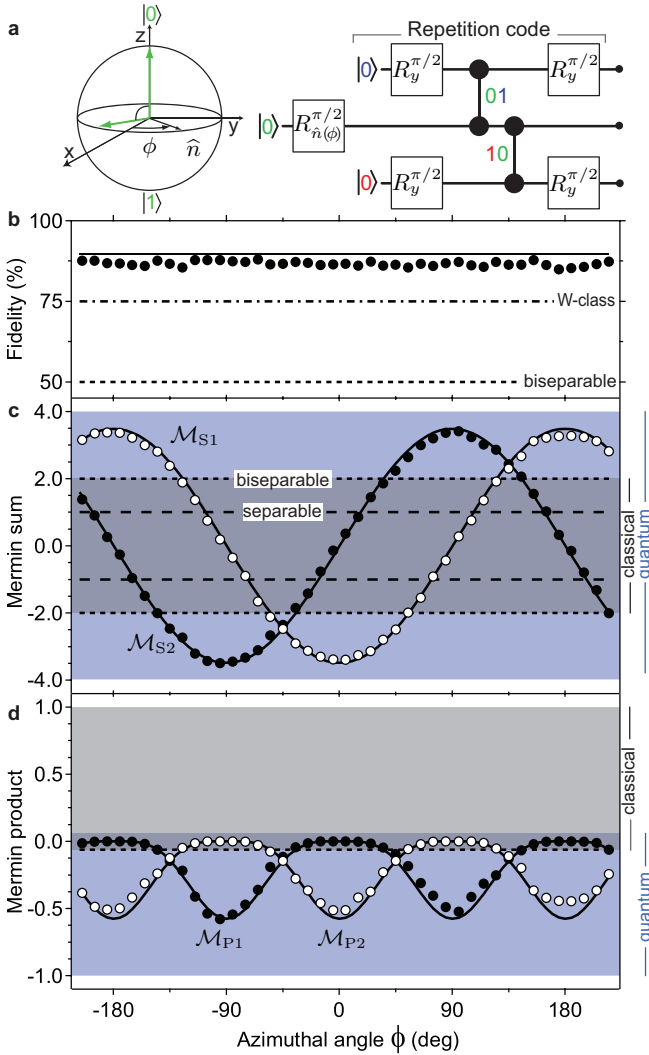


Figure 4: **Witnessing of three-qubit entanglement using fidelity and Mermin inequalities.** **a**, Gate sequence mapping superpositions $(|0\rangle + e^{i(\phi-\pi/2)}|1\rangle)/\sqrt{2}$ of Q_2 into GHZ states $|\text{GHZ}_\phi\rangle = (|000\rangle + e^{i(\phi-\pi/2)}|111\rangle)/\sqrt{2}$ using a repetition code. **b**, Fidelity $F = \langle \text{GHZ}_\phi | \rho | \text{GHZ}_\phi \rangle$ as a function of azimuthal angle ϕ of initial $\pi/2$ -rotation on Q_2 , averaging 87%. Bi-separable ($F \leq 50\%$) and W-class 3QE ($F \leq 75\%$) bounds are amply exceeded, witnessing stringent GHZ-class 3QE. **c**, Evolution of Mermin sums $\mathcal{M}_{S1} = \langle XXX \rangle - \langle YYX \rangle - \langle YXY \rangle - \langle XYY \rangle$ and $\mathcal{M}_{S2} = -\langle YYY \rangle + \langle XXY \rangle + \langle YXX \rangle + \langle YXX \rangle$. Separable ($|\mathcal{M}_{S1,2}| \leq 1$) and bi-separable ($|\mathcal{M}_{S1,2}| \leq 2$) bounds are broken by at least one sum at each ϕ , detecting 3QE. $|\mathcal{M}_{S1,2}| \leq 2$ (gray shading) is also the LHV bound. The extremal measured value 3.4 ± 0.1 largely exceeds it. The oscillations are fully within the range allowed by quantum mechanics assuming three qubits $|\mathcal{M}_{S1,2}| \leq 4$ (blue shading). **d**, Evolution of Mermin products $\mathcal{M}_{P1} = \langle XXX \rangle \langle YYX \rangle \langle YXY \rangle \langle XYY \rangle$ and $\mathcal{M}_{P2} = \langle YYY \rangle \langle XXY \rangle \langle YXX \rangle \langle YXX \rangle$. The negative bi-separable (also LHV) bound is $\mathcal{M}_{P1,2} \geq -1/16$. The minimum value measured of -0.52 ± 0.05 detects 3QE with a violation of $830 \pm 80\%$. Solid curves in the three panels correspond to a master equation simulation that includes qubit relaxation during the pulse sequence.

required significantly more complex circuit design, fabrication or calibration, and worked the first time. We have generated GHZ states with fidelity approaching 90% and detected their entanglement using quantum state tomography as well as various linear and nonlinear entanglement witnesses requiring fewer measurements. Finally, we have realized the first step of basic quantum error correction, namely the encoding of one logical qubit in an entangled state of three physical qubits using a repetition code. Future research will focus on the realization of an error-syndrome detecting circuit to allow closing the feedback loop needed for error correction.

Acknowledgements We thank M. Brink for experimental contributions, and L. S. Bishop, E. Ginossar, D. I. Schuster, and C. Rigetti for discussions. We acknowledge support from LPS/NSA under ARO Contract No. W911NF-05-1-0365, from IARPA under ARO Contract No. W911NF-09-1-0369, and from the NSF under Grants No. DMR-0653377 and No. DMR-0603369. Additional support provided by CNR-Istituto di Cibernetica, Pozzuoli, Italy (LF), and by CIFAR, MITACS, MRI, and NSERC (JMG). All statements of fact, opinion or conclusions contained herein are those of the authors and should not be construed as representing the official views or policies of the U.S. Government.

I. METHODS

Hamiltonian parameters The Tavis-Cummings Hamiltonian generalized to transmons is

$$H = \hbar\omega_c a^\dagger a + \hbar \sum_{q=1}^4 \left(\sum_{j=0}^N \omega_{0j}^{(q)} |j\rangle_q \langle j|_q + (a + a^\dagger) \sum_{j,k=0}^N g_{jk}^{(q)} |j\rangle_q \langle k|_q \right).$$

Here, \hbar is the reduced Planck constant, ω_c is the bare cavity frequency, $\omega_{0j}^{(q)}$ is the transition frequency for qubit q from ground to excited state j , and $g_{jk}^{(q)} = g_q n_{jk}$, with g_q a bare qubit-cavity coupling and n_{jk} a level-dependent coupling matrix element. Both $\omega_{0j}^{(q)}$ and n_{jk} are functions²³ of qubit charging energy E_{Cq} and Josephson energy E_{Jq} . The flux control enters through $E_{Jq} = E_{Jq}^{\max} |\cos(\pi\Phi_q/\Phi_0)|$, with Φ_q the flux through the transmon SQUID loop, and a linear flux-voltage relation $\Phi_q = \sum_{i=1}^4 \alpha_{qi} V_i + \Phi_{q,0}$ that includes cross-talk and offsets (Φ_0 is the flux quantum). Cross-talk (up to $\sim 40\%$) resulting from return currents on the ground plane is corrected by orthogonalization. The above parameters are constrained by the spectroscopy and transmission data shown (Figs. 1b, 2, and S2) and similar data (not shown) obtained as a function of local flux bias on Q_2 to Q_4 . Fitting spectra obtained by numerical diagonalization of the Hamiltonian (truncated to $N = 4$ qubit levels and 4 cavity photons) to these data gives $\omega_c/2\pi = 9.070$ GHz,

$E_{Jq}^{\max}/h = \{42, 29, 47, 57\}$ GHz (from Q_1 to Q_4), $g/2\pi \approx 220$ MHz, and $E_{Cq}/h \approx 330$ MHz.

Coherence times Relaxation (T_1) and dephasing (T_2^*) times of Q_1 to Q_3 were measured using standard sliding π -pulse and Ramsey experiments, respectively. At point I, $T_1 = (1.2, 1.0, 0.6)$ μs (Q_1 to Q_3) are consistent with relaxation due to the Purcell effect²⁶ and non-radiative loss with quality factor $\sim 55,000$. $T_2^* = (0.3, 0.6, 0.5)$ μs are consistent with $1/f$ flux noise of $\sim 10^{-5} \Phi_0/\sqrt{\text{Hz}}$ at 1 Hz. The cavity linewidth is $\kappa/2\pi = 2.4$ MHz.

Joint readout The weighting coefficients β in the measurement operator are calibrated in every tomo-

graphy run by applying joint readout to the eight computational basis states, prepared using combinations of π pulses. For example, the ensemble-averaged joint readout of $|101\rangle$ gives $\langle V_H \rangle = \beta_{III} - \beta_{ZII} + \beta_{IZI} - \beta_{IIZ} - \beta_{ZZI} + \beta_{ZIZ} - \beta_{IZZ} + \beta_{ZZZ}$. The calibration measurements provide eight linearly-independent combinations of the coefficients, and the coefficients are obtained by matrix inversion. The typical values $\{\beta_{ZII}, \beta_{IZI}, \beta_{IIZ}, \beta_{ZZI}, \beta_{ZIZ}, \beta_{IZZ}, \beta_{ZZZ}\} = \{2.2, 3.1, 3.2, 1.9, 2.0, 2.9, 1.7\}$ mV reveal a high sensitivity to two- and three-qubit correlations.

-
1. Mermin, N. D. Extreme quantum entanglement in a superposition of macroscopically distinct states. *Phys. Rev. Lett.* **65**, 1838–1840 (1990).
 2. Bell, J. S. On the Einstein-Podolsky-Rosen paradox. *Physics* **1**, 195–200 (1964).
 3. Greenberger, D. M., Horne, M. A. & Zeilinger, A. Going beyond Bell’s theorem. In Kafatos, M. (ed.) *Bell’s theorem, quantum theory and conceptions of the universe* (Kluwer Academic, Dordrecht, 1989).
 4. Aspect, A., Dalibard, J. & Roger, G. Experimental test of Bell’s inequalities using time-varying analyzers. *Phys. Rev. Lett.* **49**, 1804–1807 (1982).
 5. Pan, J.-W., Bouwmeester, D., Daniell, M., Weinfurter, H. & Zeilinger, A. Experimental test of quantum nonlocality in three-photon Greenberger-Horne-Zeilinger entanglement. *Nature* **403**, 515–519 (2000).
 6. Zhao, Z. *et al.* Experimental violation of local realism by four-photon Greenberger-Horne-Zeilinger entanglement. *Phys. Rev. Lett.* **91**, 180401 (2003).
 7. Zhao, Z. *et al.* Experimental demonstration of five-photon entanglement and open-destination teleportation. *Nature* **430**, 54–58 (2004).
 8. Nielsen, M. A. & Chuang, I. L. *Quantum Computation and Quantum Information* (Cambridge University Press, Cambridge, 2000).
 9. Neumann, P. *et al.* Multipartite entanglement among single spins in diamond. *Science* **320**, 1326–1329 (2008).
 10. Häffner, H. *et al.* Scalable multiparticle entanglement of trapped ions. *Nature* **438**, 643–646 (2005).
 11. Steffen, M. *et al.* Measurement of the entanglement of two superconducting qubits via state tomography. *Science* **313**, 1423–1425 (2006).
 12. Leek, P. J. *et al.* Using sideband transitions for two-qubit operations in superconducting circuits. *Phys. Rev. B* **79**, 180511(R) (2009).
 13. DiCarlo, L. *et al.* Demonstration of two-qubit algorithms with a superconducting quantum processor. *Nature* **460**, 240–244 (2009).
 14. Ansmann, M. *et al.* Violation of Bell’s inequality in Josephson phase qubits. *Nature* **461**, 504–506 (2009).
 15. Chow, J. M. *et al.* Entanglement metrology using a joint readout of superconducting qubits. arXiv:0908.1955.
 16. Clarke, J. & Wilhelm, F. K. Superconducting quantum bits. *Nature* **453**, 1031–1042 (2008).
 17. Wallraff, A. *et al.* Strong coupling of a single photon to a superconducting qubit using circuit quantum electrodynamics. *Nature* **431**, 162–167 (2004).
 18. Blais, A., Huang, R.-S., Wallraff, A., Girvin, S. M. & Schoelkopf, R. J. Cavity quantum electrodynamics for superconducting electrical circuits: An architecture for quantum computation. *Phys. Rev. A* **69**, 062320 (2004).
 19. Altomare, F. *et al.* Tripartite interactions between two phase qubits and a resonant cavity. arXiv:1004.0026.
 20. Acín, A., Bruß, D., Lewenstein, M. & Sanpera, A. Classification of mixed three-qubit states. *Phys. Rev. Lett.* **87**, 040401 (2001).
 21. Filipp, S. *et al.* Two-qubit state tomography using a joint dispersive readout. *Phys. Rev. Lett.* **102**, 200402 (2009).
 22. Neeley, M. *et al.* Generation of three-qubit entangled states using superconducting phase qubits. *Submitted* (2010).
 23. Koch, J. *et al.* Charge-insensitive qubit design derived from the Cooper pair box. *Phys. Rev. A* **76**, 042319 (2007).
 24. Schreier, J. A. *et al.* Suppressing charge noise decoherence in superconducting charge qubits. *Phys. Rev. B* **77**, 180502(R) (2008).
 25. Majer, J. *et al.* Coupling superconducting qubits via a cavity bus. *Nature* **449**, 443–447 (2007).
 26. Houck, A. A. *et al.* Controlling the spontaneous emission of a superconducting transmon qubit. *Phys. Rev. Lett.* **101**, 080502 (2008).
 27. Reed, M. D. *et al.* High fidelity readout in circuit quantum electrodynamics using the Jaynes-Cummings nonlinearity. *Submitted* (2010).
 28. Strauch, F. W. *et al.* Quantum logic gates for coupled superconducting phase qubits. *Phys. Rev. Lett.* **91**, 167005 (2003).
 29. Gambetta, J. *et al.* Qubit-photon interactions in a cavity: Measurement-induced dephasing and number splitting. *Phys. Rev. A* **74**, 042318 (2006).
 30. Schuster, D. I. *et al.* Resolving photon number states in a superconducting circuit. *Nature* **445**, 515–518 (2007).
 31. Roy, S. M. Multipartite separability inequalities exponentially stronger than local reality inequalities. *Phys. Rev. Lett.* **94**, 010402 (2005).
 32. Tóth, G. & Gühne, O. Entanglement detection in the stabilizer formalism. *Phys. Rev. A* **72**, 022340 (2005).

Supplementary Material for 'Preparation and Measurement of Three-Qubit Entanglement in a Superconducting Circuit'

L. DiCarlo,¹ M. D. Reed,¹ L. Sun,¹ B. R. Johnson,¹ J. M. Chow,¹ J. M. Gambetta,² L. Frunzio,¹ S. M. Girvin,¹ M. H. Devoret,¹ and R. J. Schoelkopf¹

¹*Departments of Physics and Applied Physics, Yale University, New Haven, CT 06511, USA*

²*Department of Physics and Astronomy and Institute for Quantum Computing, University of Waterloo, Waterloo, Ontario N2L 3G1, Canada*

(Dated: 27th April 2010)

1. DiCarlo, L. *et al.* Demonstration of two-qubit algorithms with a superconducting quantum processor. *Nature* **460**, 240–244 (2009).
2. Santavicca, D. & Prober, D. Impedance-matched low-pass stripline filters. *Meas. Sci. Technol.* **19**, 087001 (2008).

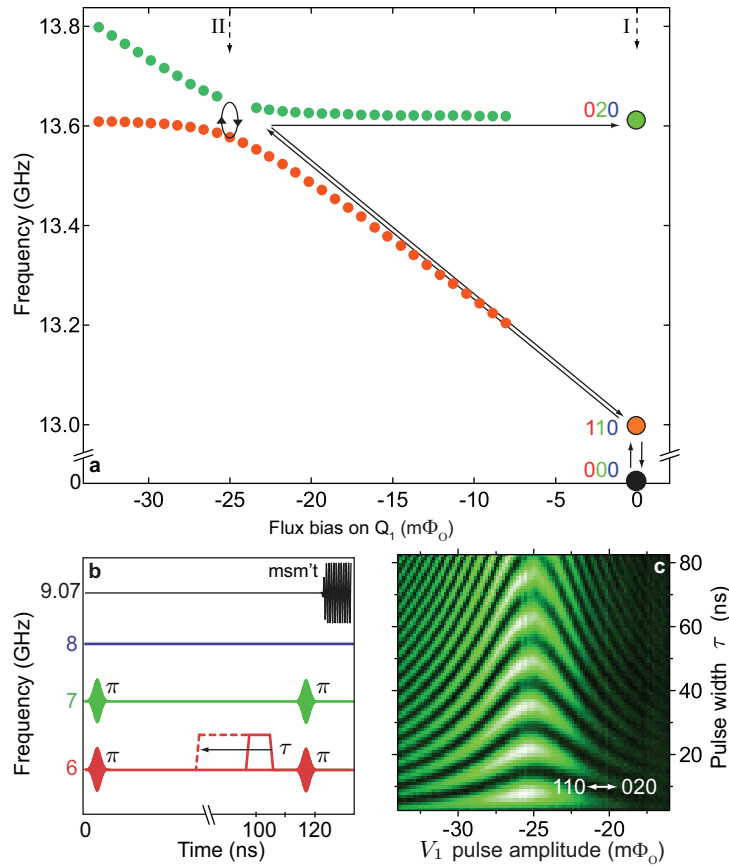


Figure S1: **Frequency- and time-domain characterization of the $|110\rangle \leftrightarrow |020\rangle$ avoided crossing.** **a**, Two-tone spectroscopy of computational level $|110\rangle$ and non-computational level $|020\rangle$ as a function of local bias on Q_1 . The two levels become resonant at point II. Their cavity-mediated interaction produces a 73 MHz splitting. This crossing is the primitive for Q_1 - Q_2 C-Phase gates. **b**, Schematic of a pulse sequence, similar to that described in Fig. 2 of the main text, for calibrating the amplitude and duration τ of the required V_1 pulse. **c**, A full coherent oscillation on resonance takes $\tau = 14$ ns, consistent with the inverse of the minimum splitting in **a**, and setting the two-qubit gate time.

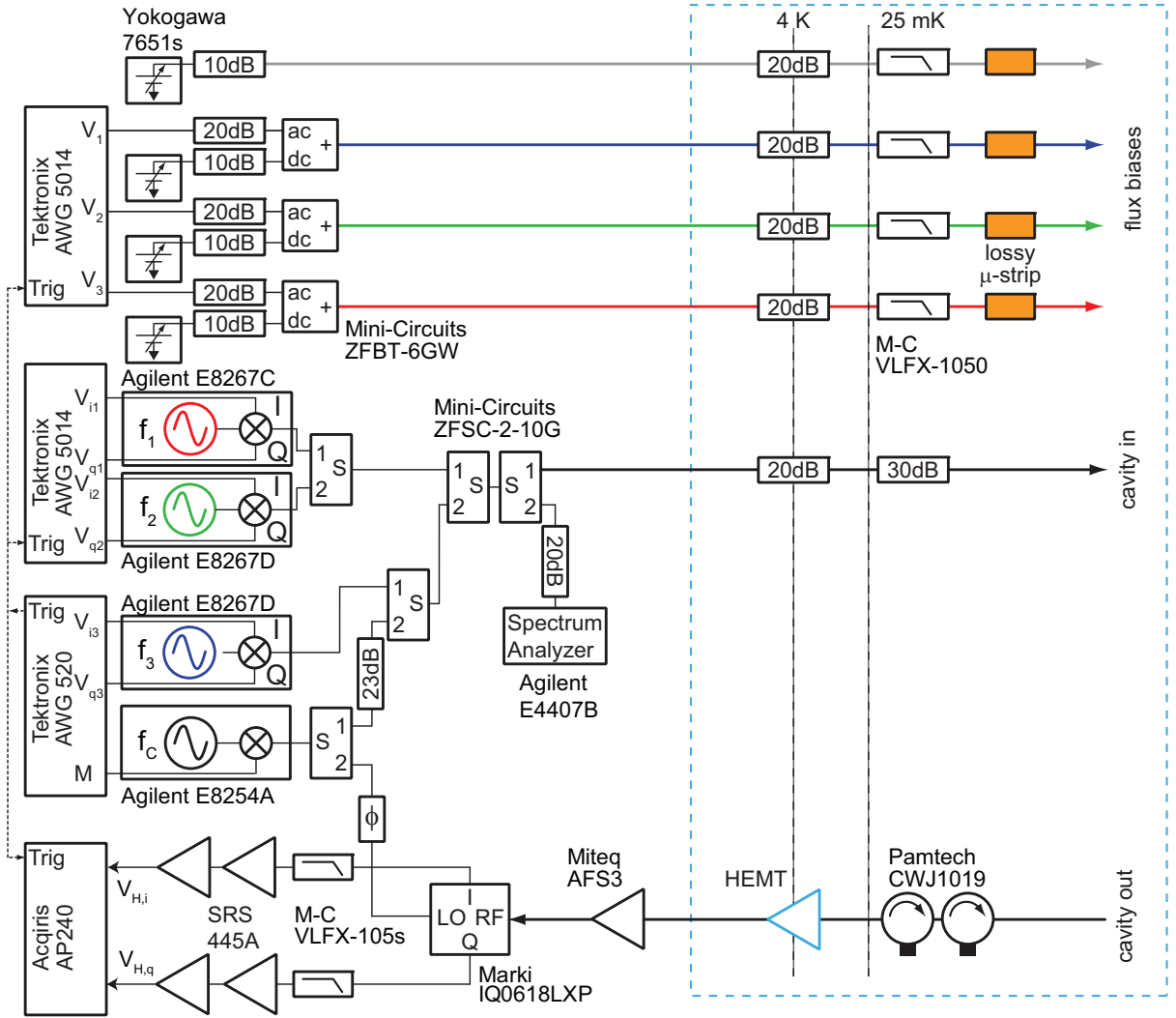


Figure S2: **Block diagram of room-temperature electronics and fridge wiring.** Our setup is an expanded version of the one presented in Ref. 1, allowing full control of three qubits and biasing of a fourth. Microwave drives: wideband I-Q modulated vector generators drive x - and y -rotations on qubits 1, 2, and 3, and arbitrary waveform generators (AWG, models 5014 and 520, running at 1 GSample/s with 14 and 10-bit vertical resolution) provide the 6 modulation envelopes. A scalar generator is pulse modulated with an AWG marker to produce the measurement drive. Flux control: AWGs produce voltage pulses V_1 to V_3 for fast flux biasing of Q_1 to Q_3 . Yokogawa dc sources coupled via bias tees provide the quiescent bias (rather than the AWGs), improving the frequency stability of the qubits when operated away from the flux sweet-spot (for example at point I) and permitting heavier filtering (attenuation) of the ac-coupled AWG flux drives. Inside the refrigerator, the combination of a reactive low-pass filter and a lossy strip-line² prevents spurious resonant qubit driving while keeping a nearly 50Ω impedance at qubit transition frequencies (looking from the qubit side). Output amplification chain: The output line has ~ 70 dB gain and ~ 10 K noise temperature in the 4–8 GHz range. An I-Q mixer and a two-channel averager (2 ns, 8-bit sampling) are used for homodyne detection of the cavity quadratures. We have eliminated the local oscillator used in Ref. 1 by splitting the cavity drive. The AWGs, microwave synthesizers and acquisition card are clocked with a Rubidium frequency standard (SRS FS725, not shown).

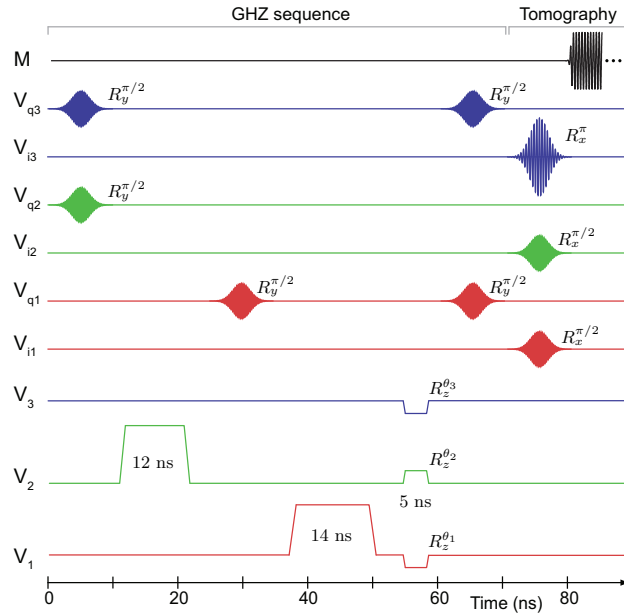


Figure S3: Illustration of the pulse sequence producing the GHZ state shown in Fig. 3c of the main text. The tomographic pre-rotations shown transform the measurement into $\langle V_H \rangle = \beta_{ZII} \langle YII \rangle + \beta_{IZI} \langle IYI \rangle - \beta_{IIZ} \langle IIZ \rangle + \beta_{ZZI} \langle YYI \rangle - \beta_{ZIZ} \langle YIZ \rangle - \beta_{IZZ} \langle IYZ \rangle - \beta_{ZZZ} \langle YYZ \rangle$ (see Methods). All microwave pulses implementing the x - and y -rotations have Gaussian envelopes, with standard deviation $\sigma = 2$ ns, truncated at $\pm 2\sigma$. The rotation axis is set using I-Q (vector) modulation (see Fig. S2), and the rotation angle is controlled by pulse amplitude. To avoid overlap, a buffer of 3 ns is inserted between all pulses. The full sequence (including tomography pre-rotations) is completed in 81 ns. The measurement tone is finally pulsed on for 1 μ s.

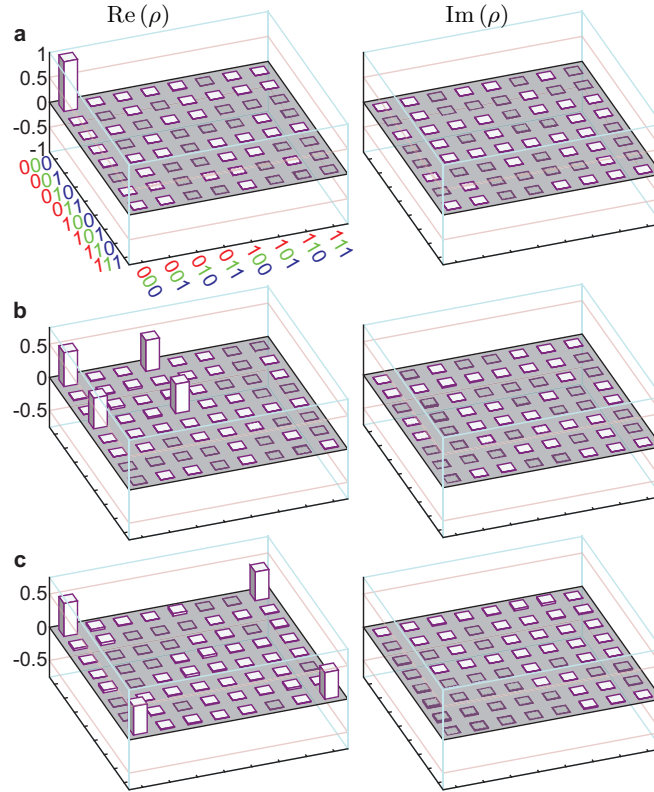


Figure S4: **Cityscape plots of reconstructed density matrices.** The traditional visualization (also known as Manhattan plots) of the real and imaginary parts of the density matrices ρ shown in Fig. 3 of the main text. Each ρ is obtained from the corresponding Pauli set using Eq. (1) in the main text. Note that maximum-likelihood estimation is not used to constrain ρ to be positive semi-definite.