

Core-Collapse Supernovae from the Palomar Transient Factory: Indications for a Different Population in Dwarf Galaxies

Iair Arcavi, Avishay Gal-Yam

*Ben-Ziyo Center for Astrophysics, Faculty of Physics, The Weizmann Institute of Science,
Rehovot 76100, Israel*

`iair.arcavi@weizmann.ac.il`

Mansi M. Kasliwal, Robert M. Quimby, Eran O. Ofek, Shrinivas R. Kulkarni

*Cahill Center for Astrophysics, California Institute of Technology, Pasadena, CA, 91125,
USA*

Peter E. Nugent

*Computational Cosmology Center, Lawrence Berkeley National Laboratory, 1 Cyclotron
Road, Berkeley, CA 94720, USA*

S. Bradley Cenko, Joshua S. Bloom

Department of Astronomy, University of California, Berkeley, CA 94720-3411, USA

Mark Sullivan

*Department of Physics (Astrophysics), University of Oxford, Keble Road, Oxford, OX1
3RH, UK*

D. Andrew Howell

*Las Cumbres Observatory Global Telescope Network, 6740 Cortona Dr., Suite 102, Goleta,
CA 93117, USA*

*Department of Physics, University of California, Santa Barbara, Broida Hall, Mail Code
9530, Santa Barbara, CA 93106-9530, USA*

Dovi Poznanski

Department of Astronomy, University of California, Berkeley, CA 94720-3411, USA
*Computational Cosmology Center, Lawrence Berkeley National Laboratory, 1 Cyclotron
Road, Berkeley, CA 94720, USA*

Alexei V. Filippenko

Department of Astronomy, University of California, Berkeley, CA 94720-3411, USA

Nicholas Law

Dunlap Institute for Astronomy and Astrophysics, University of Toronto, 50 St. George Street, Toronto M5S 3H4, Ontario, Canada

Cahill Center for Astrophysics, California Institute of Technology, Pasadena, CA, 91125, USA

Isobel Hook

Department of Physics (Astrophysics), University of Oxford, Keble Road, Oxford, OX1 3RH, UK

INAF - Osservatorio Astronomico di Roma, via Frascati 33, 00040 Monteporzio (RM), Italy

Jakob Jönsson, Sarah Blake

Department of Physics (Astrophysics), University of Oxford, Keble Road, Oxford, OX1 3RH, UK

Jeff Cooke

Cahill Center for Astrophysics, California Institute of Technology, Pasadena, CA, 91125, USA

Richard Dekany, Gustavo Rahmer, David Hale, Roger Smith, Jeff Zolkower, Viswa Velur, Richard Walters, John Henning, Kahn Bui, Dan McKenna

Caltech Optical Observatories, California Institute of Technology, Pasadena, CA 91125, USA

and

Janet Jacobsen

Computational Cosmology Center, Lawrence Berkeley National Laboratory, 1 Cyclotron Road, Berkeley, CA 94720, USA

ABSTRACT

We use the first compilation of 72 core-collapse supernovae (SNe) from the Palomar Transient Factory (PTF) to study their observed subtype distribution in dwarf galaxies compared to giant galaxies. The nature of the PTF survey provides a minimally biased sample, rich in SNe from dwarf hosts, with spectroscopic classifications. With 15 events detected in dwarf galaxies, our results are still limited by small-number statistics. However, several interesting trends emerge. We find more core-collapse SNe in dwarf galaxies than expected, with a similar $N(\text{Ib/c})/N(\text{II})$ ratio in dwarf and giant hosts ($0.25^{+0.3}_{-0.15}$ and $0.23^{+0.11}_{-0.08}$, respectively), although our uncertainties (1σ) are still too large to distinguish between these results and those of previous studies and theoretical predictions. We use detailed subclassifications of stripped-envelope core-collapse SNe and find that all Type I core-collapse events occurring in dwarf galaxies are either SNe Ib or broad-lined SNe Ic (SNe Ic-BL), while “normal” SNe Ic dominate in giant galaxies. We also see a significant excess of SNe IIb in dwarf hosts. We hypothesize that in lower metallicity hosts, metallicity-driven mass loss is reduced, allowing massive stars that would have appeared as “normal” SNe Ic in metal-rich galaxies to retain some He and H, exploding as Ib/IIb events. At the same time, another mechanism allows some stars to undergo extensive stripping and explode as SNe Ic-BL (and presumably also as long-duration gamma-ray bursts). As additional PTF data accumulate, more robust statistical analyses will be possible, allowing the evolution of massive stars to be probed via the dwarf-galaxy SN population.

Subject headings: supernovae: general

1. Introduction

Understanding the formation, evolution, and ultimate fate of massive stars is a key open question in astrophysics. A particularly interesting problem concerns the formation of highly stripped Wolf-Rayet (WR) stars. It is still unclear whether WR stars are formed through wind driven mass loss from single very massive stars, or whether binary interactions play an important role, in which case the minimal initial mass of WR stars may be much lower. The final stages in the evolution of a massive star influence the type of explosion it will undergo at the end of its life; studying the resulting core-collapse supernovae (SNe) is thus an attractive way to learn about these massive progenitors. The hope is to reveal how the physical properties of the star (such as its mass and metallicity) determine its pre-explosion mass loss, as reflected in the properties of the ensuing SN. An additional benefit is that

luminous SN explosions are visible to great distances, and thus provide access to a wide range of stellar populations, while normal individual stars can be effectively studied only within the Local Group.

Core-collapse SN explosions of massive stars are observationally classified according to their spectroscopic properties (see Filippenko 1997 for a review). H-rich Type II SNe have been associated with red supergiant progenitors (Smartt 2009, and references therein). The progenitors of Type IIb SNe appear to have lost most (but not all) of their hydrogen envelope before they exploded. Further mass loss leads to Type Ib explosions showing strong He lines but lacking H, while SNe Ic, lacking both H and He, probably arise from the most highly stripped progenitors. A particular subclass of SNe Ic, displaying very broad lines (SNe Ic-BL) indicating high expansion velocities, is notable for the fact that its members are the only events to have been associated with gamma-ray bursts (GRBs) and X-ray flashes (XRFs; see Woosley & Bloom 2006 for a review). While it stands to reason that H-poor SNe arise from H-poor WR stars, attempts to directly detect such stars in pre-explosion images of the locations of SNe Ib and Ic have so far failed (Gal-Yam et al. 2005; Maund et al. 2005; Crockett et al. 2008b; Smartt 2009). The exact identity of the progenitor stars of SNe IIb/Ib/Ic, as well as those of GRBs and XRFs, remains an unsolved puzzle.

Given the limited efficacy of direct pre-explosion imaging studies, one can attempt to study massive star populations using statistical analyses of the resulting SNe. Two main methods have been employed for this purpose thus far, as follows.

The ratio of SNe Ib/c to SNe II as a function of host-galaxy metallicity has been measured using host luminosity as a proxy for metallicity (for 280 core-collapse SNe by Prantzos & Boissier 2003) as well as via direct metallicity measurements (for 159 core-collapse SNe by Prieto et al. 2008). Both studies found that the ratio of SNe Ib/c to SNe II increases with increasing host metallicity. This suggests that wind-driven mass loss plays an important role in the formation of stripped WR stars exploding as SNe Ib/c, and that at lower metallicities massive stars that would have ended as SNe Ib/c explode instead as type II events (“failed Ib/c”). Heger et al. (2003) predicted this behavior, but their decline rate for the SN Ib/c ratio with decreasing metallicity, as well as that of Fryer et al. (2007), does not agree with the Prantzos & Boissier (2003) data.

The location of a SN in its host galaxy can also be indicative of the mass and metallicity of its progenitor. Anderson & James (2009) examined 173 core-collapse SN locations and confirmed previous results by van den Bergh (1997), Tsvetkov et al. (2004), and Hakobyan (2008) which indicated that SNe Ib/c are preferentially found in more central regions of their host galaxies compared to SNe II, with SNe Ic the most centrally concentrated. This implies a progenitor metallicity sequence (II-Ib-Ic) with SNe Ic having the highest metallic-

ity progenitors. Like the population ratio studies, these results also suggest that SN Ib/c progenitor analogs (in terms of mass) would explode as SNe II in low-metallicity regions. Other location studies, however, indicate otherwise. Fruchter et al. (2006) found that long-duration GRBs occur preferentially in faint (metal-poor) galaxies and in brighter regions than the general core-collapse population (based on 16 core-collapse SN locations). Kelly et al. (2008) showed that SNe Ic (26 in their sample) occur in areas within their hosts similar to those of long GRBs. Taken together, these results, as well as those of Leloudas et al. (2010), would suggest that some SN Ic progenitor analogs in low-metallicity environments tend to explode as SNe Ic-BL (accompanied by long GRBs) rather than as SNe II.

While the results from the studies described above are intriguing and hint at the power of the statistical analysis of large SN samples, a clear picture has yet to emerge. Perhaps this is due to the small number of events in dwarf, low-metallicity galaxies (leading Prantzos & Bossier 2003, for example, to extend the “dwarf” galaxy bin to luminosities as bright as -19 mag). It should also be noted that many studies to date were based on heterogeneous compilations of SN data, inheriting their strong and unknown selection effects, and many included SNe discovered decades ago, the exact classification of which was unclear (Anderson & James 2009). Here we present a population-ratio analysis for the first sample of core-collapse SNe from the Palomar Transient Factory (PTF; Rau et al. 2009; Law et al. 2009), which includes 72 objects, 15 of which are in dwarf galaxies having r -band magnitudes $M_r > -18$. The observational data are described in § 2 and the results in § 3. We discuss our findings in § 4 and summarize in § 5.

2. Observations

2.1. SN Sample

Our SN sample is comprised of 72 nearby (redshift $z = 0.008 - 0.184$, with mean 0.056 and median 0.046) core-collapse SNe discovered by PTF (discussed in detail in a companion paper; Gal Yam et al. 2010, in preparation) between March 2009 and March 2010. PTF is a new, wide-field variability survey providing an untargeted, homogeneous sample of core-collapse events. The high-cadence PTF monitoring, as well as its sensitivity, largely reduce effects of light-curve shape and type-specific peak absolute magnitudes in biasing against a certain variety of SN. While the PTF detection efficiencies have not yet been fully quantified, any type-specific biases should not depend on host-galaxy luminosity, and are therefore unlikely to impact our analysis. The sample analyzed includes only events spectroscopically

confirmed as core-collapse SNe¹.

While smaller than the datasets used in previous studies, our sample is the largest single-survey, untargeted, homogeneous collection of core-collapse events ever assembled, spanning a wide host-galaxy luminosity range (down to $M_r \approx -14$ mag) and including a substantial fraction ($> 20\%$) of dwarf ($M_r > -18$ mag) hosts. Furthermore, detailed subtype classification has been carried out for all of the SNe in our sample.

2.2. Classification

All SN events were spectroscopically confirmed using the LRIS (Oke et al. 1995) and DEIMOS (Faber et al. 2003) spectrographs mounted on the Keck 10m telescopes, the DBSP (Oke & Gunn 1982) spectrograph mounted on the Palomar 5m telescope, the ISIS spectrograph mounted on the William Herschel 4.2m telescope, the Kast (Miller & Stone 1993) spectrograph mounted on the Shane 3m telescope, the GMOS (Hook et al. 2004) spectrograph mounted on the Gemini North 8m telescope, and the X-Shooter spectrograph (D’Odorico et al. 2006) mounted on the VLT Kueyen 8.2m telescope.

Events deemed most likely to be core-collapse SNe were classified (Gal-Yam et al. 2010, in preparation; Fig. 1) as Type II (prominent H lines), IIb (H lines as well as prominent He lines), Ib (no H; strong He lines), and Ic (no H or He lines). Both visual and automatic classification, using Superfit (Howell et al. 2005) and SNID (Blondin et al. 2007), were carried out. If a better match was found to SN Ic-BL templates (mainly SN 1998bw and SN 2002ap), the event was classified as a SN Ic-BL. Note that for the purpose of this paper, we do not distinguish between the different SN II subtypes (IIn, displaying narrow and intermediate-width components, and IIP/L based on light-curve shape) except for Type IIb. This is in accord with direct detection of H-rich progenitors for SNe IIP and IIn (Gal-Yam et al. 2007; Gal-Yam & Leonard 2009; Smartt 2009), while analysis of the recent SN IIb 2008ax (Crockett et al. 2008a; Pastorello et al. 2008b; Chornock et al. 2010) may indicate a stripped progenitor (Crockett et al. 2008a). We consider the types II (H-rich), IIb (H-poor), Ib (H-less), and Ic (H- and He-less) as resulting from a progression of progenitors with increasingly intensive mass loss.

The spectra of two events (PTF09aux and PTF09ejz) were consistent with both SN Ia

¹Here we exclude new subclasses for which only a few examples have been identified, such as pair-production events (Gal-Yam et al. 2009), very luminous SNe (Quimby et al. 2009), Type Ibn SNe (Pastorello et al. 2008a), SN 2002cx-like events (Li et al. 2003), and SN 2002ic-like events (Hamuy et al. 2003).

and SN Ic classifications. For statistical purposes, each was counted as half a Ic event. For one event (PTF10wg) the type of core-collapse SN could not be reliably determined, and so it was omitted from the study.

2.3. Galaxy Luminosities

Galaxy luminosities were taken from the Sloan Digital Sky Survey (SDSS) Data Release 7 (Abazajian et al. 2009), when available. For those hosts without SDSS coverage, pre-explosion images taken by the PTF camera on the Palomar 48 in telescope were constructed, and r -band magnitudes were measured using aperture photometry, calibrated against USNO-B1 red-filter images (Monet et al. 2003). One SN (PTF09fsr) host magnitude was retrieved from the NASA/IPAC Extragalactic Database (NED)². Spectroscopic redshifts were used to calculate absolute magnitudes assuming a cosmology with $H_0 = 70 \text{ km s}^{-1} \text{ Mpc}^{-1}$, $\Omega_m = 0.3$, and $\Omega_\Lambda = 0.7$. Galactic extinction was removed using the Schlegel et al. (1998) maps via NED. K-corrections are negligible for the typical low redshifts of the sample and were ignored. We adopt a criterion of $M_r = -18 \text{ mag}$ to distinguish between giant galaxies ($M_r < -18 \text{ mag}$) and dwarf galaxies ($M_r > -18 \text{ mag}$), based on the observed luminosity distribution (Fig. 2). This value coincides with physically motivated metallicity thresholds for long GRB occurrence presented by Woosley & Heger (2006).

The host of PTF09be was not detected in pre-explosion images, but the upper limit on its luminosity indicates that it is a very faint dwarf galaxy. Several host galaxies³ subtend a large angular size and were fragmented by the SDSS photometry pipeline. We derived a lower luminosity limit using the cataloged brightness of their core, which places all of them in the giant-galaxy class. Finally, one event (PTF09bce) occurred in an area with two possible host galaxies near the line of sight, overlapping each other. It was therefore omitted from the study.

2.4. Galaxy Metallicities

In order to enable a comparison to other studies, we must translate our r -band luminosities to metallicity values, preferably in solar metallicity units. The procedure for doing this is not straightforward, as it depends on the adopted metallicity scale and the adopted

²<http://nedwww.ipac.caltech.edu/>.

³Those of PTF09t, PTF09cjg, PTF09due, PTF09fbf, PTF09hgz, PTF10bau, PTF10bgl, and PTF10czn.

luminosity vs. metallicity relation. We obtained metallicity estimates in the following manner. Using the SDSS g - and r -band magnitudes of 39 host galaxies for which these data are available, together with the transformation given by Smith et al. (2002), we find the host B -band magnitudes. We then use the luminosity vs. metallicity relation presented in Tremonti et al. (2004) to find the host metallicities in terms of $\log(\text{O}/\text{H})$. Adopting a solar metallicity of $12 + \log(\text{O}/\text{H}) = 8.9$ (Delahaye & Pinsonneault 2006), we can then translate our deduced metallicities to the solar scale. At this point, we have metallicity values for 39 host galaxies to which we fit the relation

$$\log(Z/Z_{\odot}) = -0.161 (\pm 0.012) M_r - 3.36 (\pm 0.23)$$

(with a root-mean square of 0.048; the uncertainties of the fit parameters designate a 95% confidence interval), and use it to estimate the metallicity of all the host galaxies for which r -band magnitudes are available.

3. Results

A histogram of host r -band absolute magnitudes is presented in Figure 2. A bright population centered around $M_r = -20$ mag can be identified, as well as a faint tail extending to $M_r = -14$ mag. Our choice of $M_r = -18$ mag as a limiting value between giant and dwarf galaxies is marked. The number of SNe of each type occurring in giant and dwarf galaxies is listed in Table 1 and shown in Figure 3. Shifting the dwarf/giant cut to $M_r = -18.5$ mag increases the dwarf galaxy sample by three: one SN II, one SN IIb (leaving only one SN IIb in giant hosts), and one SN Ic (making it the only one in a dwarf host under this definition).

3.1. Caveats

There are a number of caveats to keep in mind when considering our results.

(1) Our analysis is currently limited by the small number of events. This precludes some comparisons with other studies and theoretical predictions, but does allow for significant trends to be identified, as stated below.

(2) The difficulty of identifying SNe in the central core of giant galaxies may induce a bias against SNe Ib/c, which are more concentrated in those regions (Anderson & James 2009). However, Botticella et al. (2008) find that $\sim 50\%$ of galactic core transients are not SNe. Furthermore, in PTF the difficulty arises only in the central $\sim 1''$ of the galaxies (which have much larger typical sizes), so we expect this effect to be negligible (indeed, most

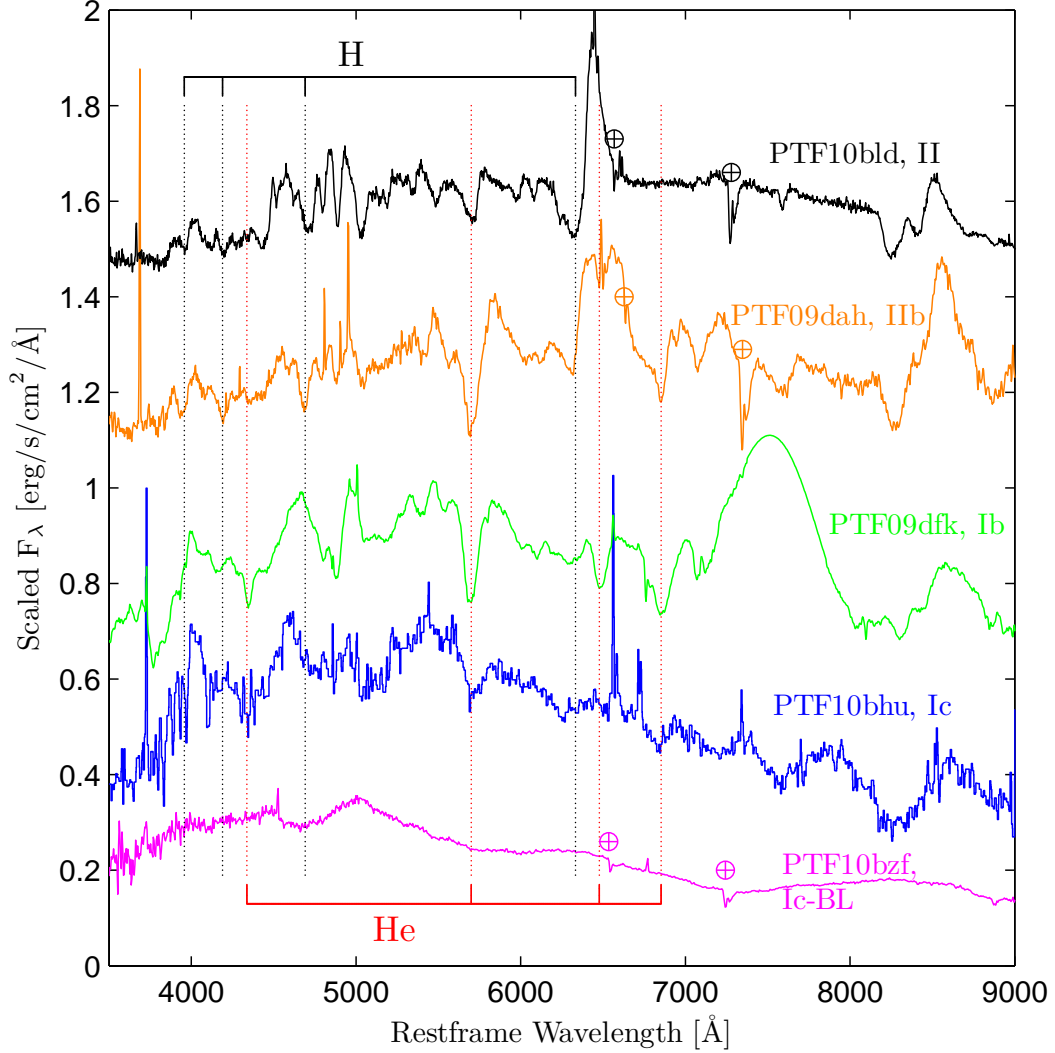


Fig. 1.— Spectroscopic classification. A normal SN II (top, black curve) exhibits a strong Balmer hydrogen series and lacks prominent He I lines, especially redward of $H\alpha$. In contrast, Type IIb events (orange curve) show both hydrogen Balmer lines and the He I absorption series; note the typical absorption “notch” from He I $\lambda 6678$ superposed on the broad $H\alpha$ emission profile. SNe Ib (green curve) show strong He I lines but lack H signatures, while in SNe Ic (blue curve) the He I lines are weak or absent. The bottom spectrum (magenta) shows a broad-lined Type Ic event (SN Ic-BL); note the smooth shape due to extreme broadening of the lines (e.g., compare the Ca II near-infrared triplet profile with that in previous spectra). Data shown were obtained using Keck+LRIS (PTF10bld); P200+DBSP (PTF09dah and PTF09dfk); WHT+ISIS (PTF10bhu); and Gemini North+GMOS (PTF10bzf). Telluric absorption lines are marked.

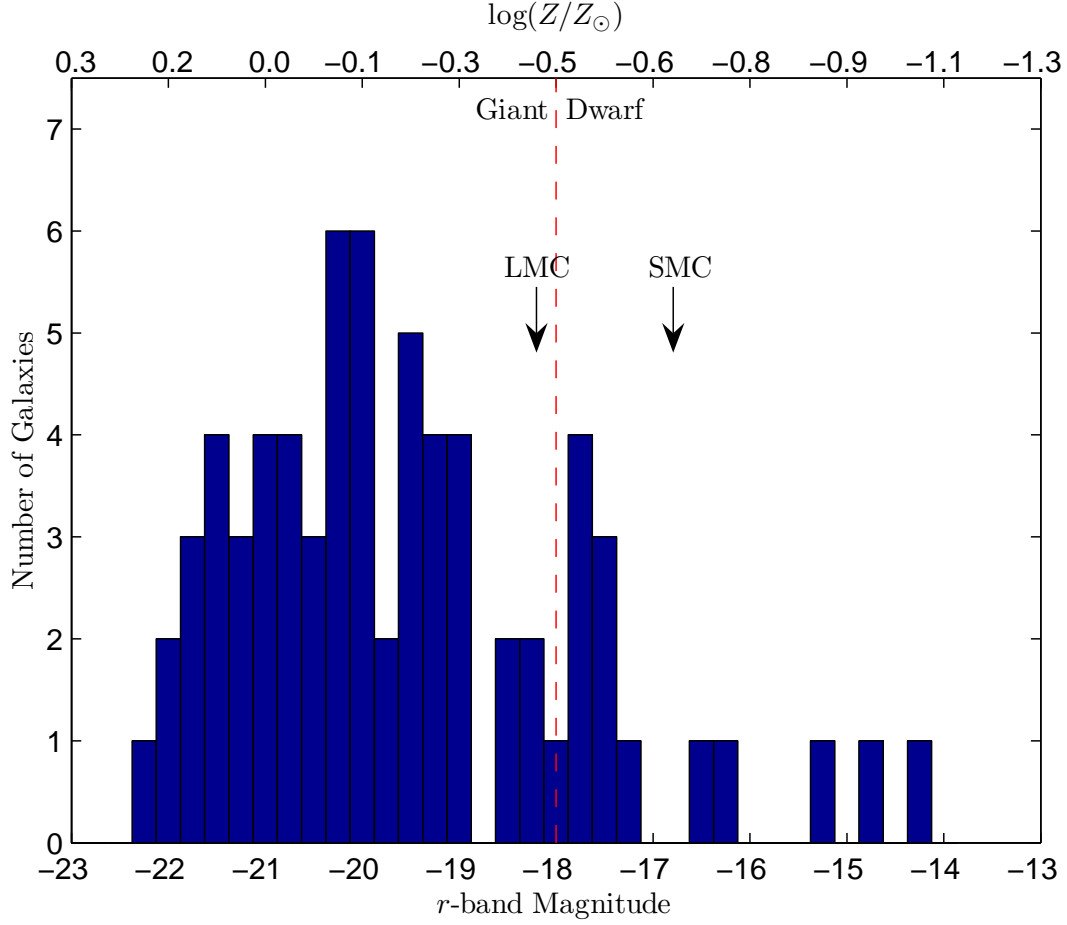


Fig. 2.— The r -band absolute magnitudes of host galaxies. The dwarf/giant cut we adopted is represented by the dashed red line and metallicity estimates are noted in the upper axis. The r -band magnitudes of the Large and Small Magellanic Clouds are also noted, converted from NED using the Smith et al. (2002) equations with distance moduli adopted from Keller & Wood (2006).

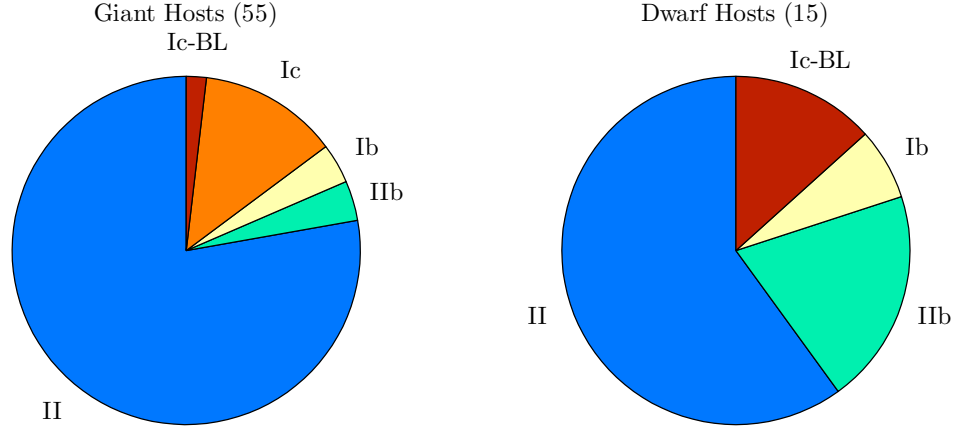


Fig. 3.— Division of SN types in 55 giant galaxies (left) and 15 dwarf galaxies (right). Note the overabundance of SNe IIb and SNe Ic-BL in dwarf hosts and the lack of “normal” SNe Ic there.

SN Type	Giant Host	Dwarf Host
II	42	9
IIb	2	3
Ib	2	1
Ic	7	0
Ic-BL	1	2
Galaxies	55	15

Table 1: Division of SN types for each host-galaxy class (two giant-host SNe Ic were counted as half each, due to the possibility of each being a SN Ia). Two out of our sample of 72 SNe were omitted: PTF10wg due to a classification problem, and PTF09bce because the presence of two overlapping galaxies along the line of sight prevented a unique host determination.

nuclear PTF events are active galactic nuclei).

(3) In some cases, SNe can be confused with other transients. For this reason, the spectra of all SN candidates were checked by eye as well as using Superfit (Howell et al. 2005) and SNID (Blondin et al. 2007). We retained those candidates which are most likely SNe.

(4) Some SNe may have undergone type evolution (for example from Type II to Type IIb) which could have escaped our notice due to limited spectroscopic coverage. A detailed discussion of this issue will be given in a companion paper (Gal-Yam et al. 2010, in preparation), however this uncertainty exists for SNe regardless of host luminosity, and is thus not expected to bias our results systematically.

(5) Our derived metallicity values are influenced by the chosen method and adopted parameters. However, we do not state any metallicity-specific conclusions in this paper, so a more detailed treatment of this issue is not warranted.

(6) Metallicity varies within galaxies, while here we deal with global metallicity and luminosity values. Indeed, a location study of our SN sample would complement these results.

4. Discussion

While small, the number of core-collapse SNe discovered in dwarf galaxies is higher than expected. Using rough scaling relations to compare PTF with the Pan-STARRS1 predictions presented by Young et al. (2008), it would appear that the number of such SNe is larger than predicted by a factor of a few. Two of these events, PTF10bfz (SN 2010ah; Ofek et al. 2010) and PTF10bzf, are SNe Ic-BL having no obvious association with a GRB. Along with the recent discovery of SN 2007bg (Moretti et al. 2007, Young et al. 2009) as a dwarf-host SN Ic-BL without an associated GRB, these events might be in contradiction to initial indications that all SNe Ic-BL in low-metallicity galaxies are associated with long GRBs (Young et al. 2008; Modjaz et al. 2008). However, without direct metallicity measurements, we cannot determine whether they violate the dividing line presented by Modjaz et al. (2008), as these hosts may be outliers to the metallicity vs. luminosity relation.

We find that the SN Ib/c to SN II ratio is $N(\text{Ib/c})/N(\text{II}) = 0.23^{+0.11}_{-0.08}$ in giant galaxies and $N(\text{Ib/c})/N(\text{II}) = 0.25^{+0.3}_{-0.15}$ in dwarfs (1σ uncertainties⁴). While this does not recover the

⁴These confidence levels have been calculated using the Clopper-Pearson method, discussed, for example,

reduction in the SN Ib/c fraction in dwarf or low-luminosity hosts reported by Prantzos & Bossier (2003) and Prieto et al. (2008), the difference is not significant. Theoretical studies (Fryer et al. 2007) predict a fraction of $N(\text{Ib/c})/N(\text{II}) \lesssim 0.1$ in dwarf hosts. Distinguishing between SN Ib/c to SN II ratios of 0.25 and 0.1 at the 95% confidence level requires a dwarf-host SN sample size of ≥ 57 (assuming binomial statistics), which is expected to be attained by PTF within the next few years. The data to be gathered by PTF (as well as other surveys) will thus allow strong conclusions to be drawn in the near future.

Our distinction among SNe Ib, Ic, and Ic-BL subtypes, as well as separating Types II and IIb, demonstrates the power of a detailed spectroscopic classification. We find that the only SNe Ib/c in dwarf galaxies are either Ib or Ic-BL. “Normal” SNe Ic, abundant in large galaxies, are not present, or rare, in dwarf hosts. This is in agreement with past trends: all SNe Ib/c in dwarfs studied by Prieto et al. (2008) were either SNe Ib (SN 2005hm) or SNe Ic-BL (SN 2006qk, SN 2007I, and SN 2007bg), while all GRB-associated SNe in dwarf hosts are also SNe Ic-BL events (Woosley & Bloom 2006). Discoveries from the ROTSE-III surveys (Quimby 2006; Yuan et al. 2007) may include one normal SN Ic hosted by a galaxy meeting our definition of a dwarf (SN 2004gk; Quimby et al. 2004), but the sample otherwise shows trends similar to the PTF results. We further identify an overabundance of SNe IIb and SNe Ic-BL in dwarf galaxies. Assuming the fraction p of SNe IIb is independent of host luminosity, we can calculate the probability to find ≤ 2 SNe IIb in 55 bright ($M_r < -18$ mag) hosts, and ≥ 3 SNe IIb in 15 dwarf ($M_r > -18$ mag) hosts. This probability as a function of p is given by

$$\sum_{x=0}^2 \binom{55}{x} p^x (1-p)^{55-x} \sum_{y=3}^{15} \binom{15}{y} p^y (1-p)^{15-y}$$

. Varying p between 0 and 1, we find that this probability is $< 5\%$. A similar result is found for the overabundance of SNe Ic-BL in dwarf hosts. It is therefore unlikely that the observed trends are produced by chance from the same underlying population.

Our data suggest that “normal” SNe Ic occurring in giant galaxies are replaced by IIb and Ic-BL events in dwarf galaxies. This seems to confirm both trends suggested by previous location and population-ratio studies, implying two distinct mechanisms at work. Metallicity might be the main process responsible for the evolution of stars which explode as “normal” SNe Ic. In lower metallicity environments, stars that would otherwise explode as SNe Ic end their lives as Ib or IIb events, while many SN Ib progenitors are also driven toward Type IIb explosions following a decrease in their mass loss. However, an additional process which

by Gehrels (1986).

allows for strong stripping in low-metallicity environments must be present to explain the SNe Ic-BL and long GRB events observed in dwarf hosts. Binarity and rapid stellar rotation are possible candidates for such a stripping mechanism. Finally, we note an apparent excess of stripped (IIb+Ib+Ic+Ic-BL) SNe in dwarf galaxies, compared to “normal” SNe II. If this is indeed the case, it is unlikely to be caused by mass-loss mechanisms, which are expected to be stronger in high-metallicity environments. A top-heavy initial mass function in dwarf galaxies might be required to explain this effect.

Our analysis is limited by small-number statistics. Continued observations by PTF are expected to rapidly increase the sample size during the coming few years. An attractive complementary study is to analyze the locations of our SNe within their host galaxies (e.g., as done by Fruchter et al. 2006 and Kelly et al. 2008 on similar-sized samples). A combined analysis should provide a powerful constraint on the evolution and mass-loss properties of massive stars as a function of their metallicity. The distance and angular size of our host sample require the high spatial resolution of the *Hubble Space Telescope* to carry out this test.

5. Summary

We have analyzed the first compilation of core-collapse SNe discovered by the PTF during its first post-commissioning year, which comprises the largest homogeneous collection of core-collapse events from a single untargeted survey ever assembled. Our data indicate an absence of “normal” SNe Ic in dwarf galaxies offset by an excess of SNe IIb and SNe Ic-BL. We deduce that a metallicity-dependent process might be responsible for turning “failed SNe Ic” into SNe Ib and IIb, while a second process forms the progenitors of SNe Ic-BL and, by association, perhaps also of long-duration GRBs in dwarf galaxies. Our sample of SNe should increase substantially in the coming years. Ultimately, we plan to analyze the distribution of SN type fractions as a function of host luminosity, without having to impose an artificial dwarf/giant cut. In addition, high-resolution imaging of host galaxies will enable location studies to be conducted on this SN sample, including (for the first time) a large fraction of dwarf hosts. Such analyses will continue to expand the use of SNe in dwarf galaxies as a powerful tool in the study of massive stars.

6. Acknowledgments

The Weizmann Institute PTF partnership is supported by the Israeli Science Foundation via grants to A.G. Collaborative work between A.G. and S.R.K. is supported by the US-Israel Binational Science Foundation. A.G. further acknowledges support from the EU FP7 Marie Curie program via an IRG fellowship, the Benoziyo Center for Astrophysics, a Minerva grant, and the Peter and Patricia Gruber Awards. P.E.N. is supported by the US Department of Energy Scientific Discovery through Advanced Computing program under contract DE-FG02-06ER06-04. M.S. acknowledges support from the Royal Society; M.S. and A.G. are also grateful for a Weizmann-UK Making Connections grant. A.V.F. and S.B.C. acknowledge generous support from Gary and Cynthia Bengier, the Richard and Rhoda Goldman Fund, US National Science Foundation grant AST-0908886, and the TABASGO Foundation. J.S.B. was partially supported by a SciDAC grant from the U.S. Department of Energy and a grant from the National Science Foundation (award 0941742).

The National Energy Research Scientific Computing Center, which is supported by the Office of Science of the U.S. Department of Energy under Contract No. DE-AC02-05CH11231, provided staff, computational resources, and data storage for this project.

The WHT is operated on the island of La Palma by the Isaac Newton Group in the Spanish Observatorio del Roque de los Muchachos of the Instituto de Astrofísica de Canarias. Some of the data presented herein were obtained at the W. M. Keck Observatory, which is operated as a scientific partnership among the California Institute of Technology, the University of California, and NASA; the observatory was made possible by the generous financial support of the W. M. Keck Foundation. We are grateful to the staff of the Keck, Lick, Palomar, Roque de los Muchachos, VLT, and Gemini Observatories for their assistance. We thank Chris Lidman for processing the X-Shooter data used for the classification of PTF10bau.

REFERENCES

- Abazajian, K. N., et al. 2009, *ApJS*, 182, 543
- Anderson, J. P., & James, P. A. 2009, *MNRAS*, 399, 559
- Blondin, S., & Tonry, J. L. 2007, *ApJ*, 666, 1024
- Botticella, M. T., et al. 2008, *A&A*, 479, 49
- Chornock, R., et al. 2010, *arXiv:1001.2775*
- Crockett, R. M., et al. 2008a, *MNRAS*, 391, L5
- Crockett, R. M., et al. 2008b, *ApJ*, 672, L99
- Delahaye, F., & Pinsonneault, M. H. 2006, *ApJ*, 649, 529
- D’Odorico, S., et al. 2006, *Proc. SPIE*, 6269,
- Faber, S. M., et al. 2003, *Proc. SPIE*, 4841, 1657
- Filippenko, A. V. 1997, *ARA&A*, 35, 309
- Fruchter, A. S., et al. 2006, *Nature*, 441, 463
- Fryer, C. L., et al. 2007, *PASP*, 119, 1211
- Gal-Yam, A., & Leonard, D. C. 2009, *Nature*, 458, 865
- Gal-Yam, A., et al. 2005, *ApJ*, 630, L29
- Gal-Yam, A., et al. 2007, *ApJ*, 656, 372
- Gal-Yam, A., et al. 2009, *Nature*, 462, 624
- Gehrels, N. 1986, *ApJ*, 303, 336
- Hakobyan, A. A. 2008, *Astrophysics*, 51, 69
- Hamuy, M., et al. 2003, *Nature*, 424, 651
- Heger, A., Fryer, C. L., Woosley, S. E., Langer, N., & Hartmann, D. H. 2003, *ApJ*, 591, 288
- Hook, I. M., Jørgensen, I., Allington-Smith, J. R., Davies, R. L., Metcalfe, N., Murowinski, R. G., & Crampton, D. 2004, *PASP*, 116, 425

- Howell, D. A., et al. 2005, *ApJ*, 634, 1190
- Keller, S. C., & Wood, P. R. 2006, *ApJ*, 642, 834
- Kelly, P. L., Kirshner, R. P., & Pahre, M. 2008, *ApJ*, 687, 1201
- Law, N. M., et al. 2009, *PASP*, 121, 1395
- Leloudas, G., Sollerman, J., Levan, A. J., Fynbo, J. P. U., Malesani, D., & Maund, J. R. 2010, *arXiv:1002.3164*
- Li, W., et al. 2003, *PASP*, 115, 453
- Maund, J. R., Smartt, S. J., & Schweizer, F. 2005, *ApJ*, 630, L33
- Miller, J. S., & Stone, R. P. S. 1993, *Lick Obs. Tech. Rep.* 66
- Modjaz, M., et al. 2008, *AJ*, 135, 1136
- Monet, D. G., et al. 2003, *AJ*, 125, 984
- Moretti, S., et al. 2007, *IAU Circ.*, 8834, 1
- Ofek, E. O., et al. 2010, *CBET*, 2198, 1
- Oke, J. B., & Gunn, J. E. 1982, *PASP*, 94, 586
- Oke, J. B., et al. 1995, *PASP*, 107, 375
- Pastorello, A., et al. 2008a, *MNRAS*, 389, 113
- Pastorello, A., et al. 2008b, *MNRAS*, 389, 955
- Prantzos, N., & Boissier, S. 2003, *A&A*, 406, 259
- Prieto, J. L., Stanek, K. Z., & Beacom, J. F. 2008, *ApJ*, 673, 999
- Quimby, R., et al. 2004, *IAU Circ.*, 8446, 1
- Quimby, R. 2006, PhD Thesis, University of Texas
- Quimby, R. M., et al. 2009, *arXiv:0910.0059*
- Rau, A., et al. 2009, *PASP*, 121, 1334
- Schlegel, D. J., Finkbeiner, D. P., & Davis, M. 1998, *ApJ*, 500, 525

- Smartt, S. J. 2009, *ARA&A*, 47, 63
- Smith, J. A., et al. 2002, *AJ*, 123, 2121
- Tremonti, C. A., et al. 2004, *ApJ*, 613, 898
- Tsvetkov, D. Y., Pavlyuk, N. N., & Bartunov, O. S. 2004, *Astronomy Letters*, 30, 729
- van den Bergh, S. 1997, *AJ*, 113, 197
- Woosley, S. E., & Bloom, J. S. 2006, *ARA&A*, 44, 507
- Woosley, S. E., & Heger, A. 2006, *ApJ*, 637, 914
- Young, D. R., Smartt, S. J., Mattila, S., Tanvir, N. R., Bersier, D., Chambers, K. C., Kaiser, N., & Tonry, J. L. 2008, *A&A*, 489, 359
- Young, D. R., et al. 2009, *arXiv:0910.2248*
- Yuan, F., et al. 2007, *BAAS*, 38, 929