

# An efficient algorithm for the parallel solution of high-dimensional differential equations

Stefan Klus<sup>a</sup>, Tuhin Sahai<sup>b,\*</sup>, Cong Liu<sup>b</sup>, Michael Dellnitz<sup>a</sup>

<sup>a</sup>*Institute for Industrial Mathematics, University of Paderborn, 33095 Paderborn, Germany*

<sup>b</sup>*United Technologies Research Center, East Hartford, CT 06108, USA*

---

## Abstract

The study of high-dimensional differential equations is challenging and difficult due to the analytical and computational intractability. Here, we improve the speed of waveform relaxation (WR), a method to simulate high-dimensional differential-algebraic equations. This new method termed adaptive waveform relaxation (AWR) is tested on a communication network example. Further we propose different heuristics for computing graph partitions tailored to adaptive waveform relaxation. We find that AWR coupled with appropriate graph partitioning methods provides a speedup by a factor between 3 and 16.

*Keywords:* waveform relaxation, adaptive windowing, graph partitioning, Petri nets, parallel algorithms

---

## 1. Introduction

Over the past few years, several attempts have been made to study differential equations of high dimensionality. These equations naturally occur in models for systems as diverse as metabolic networks [1], communication networks [2], fluid turbulence [3], heart dynamics [4], chemical systems [5] and electrical circuits [6] to name but a few. Traditional approaches approximate the full system by dynamical systems of lower dimension. These model reduction techniques [7] include proper orthogonal decomposition (POD) along with Galerkin projections [3], Krylov subspace methods [8], and balanced truncation or balanced POD (see e.g. [9]).

In this work, we accelerate a parallel algorithm, for the simulation of differential-algebraic equations, called waveform relaxation [6, 10, 11]. In waveform relaxation, instead of approximating the original system by a lower-dimensional model, the methodology is to distribute the computations for the entire system on multiple processors. Each processor solves only a part of the problem. The solutions corresponding to subsystems on other processors are regarded as inputs whose waveforms are given by the solution of the previous iteration. This step is one iteration of the procedure. At the end of each iteration the solutions are distributed among the processors. The procedure is repeated until convergence is achieved. The initial waveforms are typically chosen to be constant.

This paper is organized as follows: Based on previously derived error bounds for waveform relaxation (cf. [13, 14]), we propose and demonstrate a new algorithm to break the time interval

---

\*Corresponding author. Email: SahaiT@utrc.utc.com

for simulation  $[0, T]$  into smaller subintervals. We call this method *adaptive waveform relaxation*. It is important to note that this method is different from windowing methods discussed in [10]. Subsequently, we analyze and present time and memory complexity of waveform relaxation techniques and the dependence of the convergence behavior on the decomposition of the system. Furthermore, we introduce different graph partitioning heuristics in order to efficiently generate an appropriate splitting. We demonstrate that the combination of graph partitioning along with adaptive waveform relaxation results in an improved performance over traditional waveform relaxation and standard windowing techniques.

## 2. Error bounds

For an ordinary differential equation of the form  $\dot{x} = f(x)$ ,  $f : \mathbb{R}^n \mapsto \mathbb{R}^n$ , the iteration method described in the introduction can be written as

$$x^{k+1} = \phi(x^{k+1}, x^k), \quad (1)$$

with  $\phi : \mathbb{R}^n \times \mathbb{R}^n \mapsto \mathbb{R}^n$  and  $\phi(x, x) = f(x)$ . The standard Picard–Lindelöf iteration, for example, is given by  $\phi(x, y) = f(y)$ . Convergence is, by definition, achieved if  $\|x^{k+1} - x^k\| < \varepsilon$  for a predefined threshold  $\varepsilon$ . This procedure can be used to solve differential-algebraic equations as well. For a more detailed overview on waveform relaxation we refer to [6, 10]. We assume that the splitting  $\phi$  is Lipschitz continuous, i.e. there exist constants  $\mu \geq 0$  and  $\eta \geq 0$  such that

$$\|\phi(x, y) - \phi(\tilde{x}, \tilde{y})\| \leq \mu\|x - \tilde{x}\| + \eta\|y - \tilde{y}\|. \quad (2)$$

Let  $\bar{x}$  be the exact solution of the differential equation and define  $E_k$  to be the error of the  $k$ -th iterate, that is

$$E_k = x^k - \bar{x}. \quad (3)$$

It is well known that the iteration given by Eqn. 1 converges superlinearly (evident in Proposition 2.1) to the exact solution and that the error is bounded. Convergence results and error bounds for waveform relaxation have previously been derived in [10, 11, 13, 14]. For the purpose of this paper the following version of the convergence result will be useful.

**Proposition 2.1.** *Assuming that the splitting  $\phi$  satisfies the Lipschitz condition, the norm of the error  $\|E_k\|$  on the interval  $[0, T]$  is bounded as follows*

$$\|E_k\| \leq \frac{C^k \eta^k T^k}{k!} \|E_0\|, \quad (4)$$

with  $C = e^{\mu T}$ .

**Remark 2.2.** In Eqn. 4 it is important to note that  $k!$  will eventually dominate the numerator such that convergence is guaranteed.

## 3. Adaptive waveform relaxation

By Eqn. 4 the error of standard waveform relaxation crucially depends on  $T$ . The longer the time interval, the greater is the number of iterations needed to bound the error below a desired tolerance. This fact is well known and in [10] it is suggested to subdivide the time interval

$[0, T]$  into *windows*  $[0, T_1], [T_1, T_2], \dots, [T_{v-1}, T_v]$ . The authors pick an initial interval of  $\frac{T}{20}$  and then perform waveform relaxation on the small interval. If the solution has not converged in 5 iterations, then the time window is halved. If the size of the interval is too large (based on data storage requirements), the window length is reduced. If the current window satisfies the above requirements, the same window length is used for the next interval. This approach does not take into account the slope of the solution and the error made by the initial waveform. We aim to adaptively determine the size of the next time interval based on the previously computed solution and on Eqn. 4.

Let us be more precise. In our procedure, we too first perform waveform relaxation on a small interval given by  $[0, T_1]$ . Define  $\Delta T_i = T_i - T_{i-1}$ . Upon convergence of waveform relaxation on the interval  $[T_{i-1}, T_i]$ , we estimate the length of the next time interval  $\Delta T_{i+1}$  as follows: Firstly, we compute an interpolating polynomial of order  $l$  using  $l + 1$  equally spaced points  $t_j, j = 0, \dots, l$ . In our implementation, a quadratic polynomial with  $t_0 = T_i, t_1 = T_i - \frac{1}{10}\Delta T_i$ , and  $t_2 = T_i - \frac{2}{10}\Delta T_i$  is used. This interpolating polynomial is also utilized as an initial guess for the waveform over the next time interval. Using Eqn. 4, we then choose  $\Delta T_{i+1}$  such that

$$\|\hat{E}_{i+1,r}\| := \frac{\left(\rho^{\mu\Delta T_{i+1}}\eta\Delta T_{i+1}\right)^r}{r!}\|E_{i+1,0}\| < \varepsilon. \quad (5)$$

In other words, given a desired number of iterations  $r$ , one can estimate the length of the next time interval if  $\|E_{i+1,0}\|, \mu$ , and  $\eta$  are known. To estimate the error  $E_{i+1,0}(t)$ , we compute the difference between  $x^{k+1}(t)$  and the interpolating polynomial. This can be accomplished using the formula

$$\tilde{E}_{i+1,0}(t) = \frac{\phi^{(l)}(x^{k+1}(\xi), x^{k+1}(\xi))}{(l+1)!}\omega(t), \quad (6)$$

where

$$\omega(t) = (t - t_0)(t - t_1) \dots (t - t_l) \quad (7)$$

and  $\phi^{(l)} = \frac{d^l}{dt^l}\phi$  is the  $l$ -th derivative of the splitting  $\phi$  with respect to  $t$  (cf. [15]). Additionally, we assume that  $\phi^{(l)}$  in the above equation exists. We estimate the magnitude of this term using finite differences at the end of the time interval just computed. The Lipschitz constants  $\mu$  and  $\eta$  also need to be estimated in order to get a good guess for the interval length. For nonlinear problems, the Lipschitz constants are in general not directly available. Below, we will focus on linear ordinary differential equations so that the Lipschitz constants are given by the norms of the matrix splitting, as we will show in Section 4.

With an estimate of all the variables in Eqn. 5 we can now compute the length of the next window. Initially, we set  $\Delta T_{i+1} = 2\Delta T_i$  and compute  $\tilde{E}_{i+1,0}(T_i + \Delta T_{i+1})$ . This gives an estimate for the magnitude of  $\|E_{i+1,0}\|$  for the next time interval. If the resulting error  $\|\hat{E}_{i+1,r}\|$  is larger than the threshold  $\varepsilon$ , we repeat the process using an adapted interval length  $\Delta T_{i+1}$  as described in the following algorithm.

**Algorithm 3.1.** To compute the length  $\Delta T_{i+1}$ , execute the following steps:

1. Set  $\Delta T_{i+1} = 2\Delta T_i$  and  $\delta = \frac{1}{20}\Delta T_i$ .
2. Evaluate  $\tilde{E}_{i+1,0}(T_i + \Delta T_{i+1})$  using Eqn. 6 to estimate  $\|E_{i+1,0}\|$  and compute  $\|\hat{E}_{i+1,r}\|$  with the aid of Eqn. 5.
3. If  $\|\hat{E}_{i+1,r}\| > \varepsilon$  and  $\Delta T_{i+1} > \frac{1}{2}\Delta T_i$ , set  $\Delta T_{i+1} = \Delta T_{i+1} - \delta$  and repeat step 2.

We define the minimal window length to be  $\Delta T_{i+1} = \frac{1}{50}T$ . The above procedure gives a sequence of time intervals  $[0, T_1], [T_1, T_2], \dots, [T_{v-1}, T_v]$ , where  $T_v = T$ , on which waveform relaxation is performed with an initial “guess” waveform provided by an extrapolation of the solution on the previous interval.

Intuitively, this procedure works by taking small steps in regions where the solution changes rapidly (large derivative) and large steps in regions where the solution changes slowly (small derivative).

#### 4. Partitioning and convergence

In this section, we analyze the time and memory complexity of waveform relaxation and the influence of the splitting on the convergence. It is shown that the optimal splitting depends on both the integration scheme and the step size. Since there exists no efficient method to compute the optimal splitting directly, we introduce different heuristics in order to generate appropriate decompositions. Here, we focus on linear systems of the form

$$\dot{x}(t) = Qx(t), \quad (8)$$

with  $Q \in \mathbb{R}^{n \times n}$ ,  $x \in \mathbb{R}^n$ ,  $t \in [0, \tau]$ , and the initial condition  $x(0) = x_0$ . Linear equations arise in models of various dynamical systems. We will consider in particular systems which are derived from generalized stochastic Petri nets. In order to solve the initial value problem with the aid of waveform relaxation or adaptive waveform relaxation, the system is split according to  $PQP^T = M + N$  and the partitioned system

$$\dot{x}^{k+1}(t) = Mx^{k+1}(t) + Nx^k(t) \quad (9)$$

is solved iteratively. Here,  $P$  is a permutation matrix and  $M$  is a block diagonal matrix. Hence,  $\phi(x^{k+1}, x^k) = Mx^{k+1} + Nx^k$ . Furthermore, the Lipschitz constants  $\mu$  and  $\eta$  are the appropriate matrix norms of  $M$  and  $N$ , respectively. The matrix splitting can be regarded as a graph partitioning problem where each block of  $M$  represents a part or subsystem and  $N$  the connections between different parts. Let  $p$  be the number of blocks where the  $i$ -th block is of size  $n_i$ , that is  $n = \sum_{i=1}^p n_i$ . Then the  $i$ -th equation can be written as

$$\dot{x}_i^{k+1}(t) = M_{ii}x_i^{k+1}(t) + \sum_{j \neq i} N_{ij}x_j^k(t), \quad (10)$$

with  $M_{ii} \in \mathbb{R}^{n_i \times n_i}$ ,  $x_i \in \mathbb{R}^{n_i}$ ,  $N_{ij} \in \mathbb{R}^{n_i \times n_j}$ , and  $x_j \in \mathbb{R}^{n_j}$  for  $j = 1, \dots, p$  and  $j \neq i$ .

Let us begin with a remark on the time and memory complexity of waveform relaxation. Our aim is to derive conditions under which one expects waveform relaxation (in a parallel implementation) to give an answer faster than solving the entire system of equations (in a serial implementation). For simplicity, we consider the explicit Euler method with a fixed step size  $h$ . The same argument can be repeated for other integration schemes with the same result.

Elementary calculations show that for the full system (8) the cost of the numerical solution on the interval  $[0, \tau]$  amounts to

$$C_E = (n^2 + n) \frac{\tau}{h}. \quad (11)$$

We now compute the time complexity of waveform relaxation. The cost of a single Euler step for the  $i$ -th subsystem (10) is  $C_{WR_i} = n_i^2 + n_i(n - n_i) + n_i$ . Thus, to compute  $K$  iterations for all

blocks, the total cost would be

$$C_{\text{WR}} = K(n^2 + n)\frac{\tau}{h} = KC_E. \quad (12)$$

Let us assume that there are  $p$  processors, and let the  $l$ -th block be the largest, then the time complexity in the parallel case is given by

$$C_{\text{WRp}} = K(n_l n + n_l)\frac{\tau}{h}. \quad (13)$$

It follows that if  $n_l K < n$ , then the waveform relaxation procedure is advantageous. Note that  $K$ , or the number of iterations needed for convergence, strongly depends on the actual decomposition.

The memory complexity in the linear case is easy to classify. In general, one needs to store a big matrix of size  $n^2$ . On a single processor, waveform relaxation has the same memory requirements as the full system. For the parallel case, however, the maximum storage needed is  $n_l \times n$ . This can be a major advantage if  $n_l \ll n$  and the matrix can be stored in the processor cache. It is also important to note that the above analysis does not take communication costs into account.

**Remark 4.1.** In a nutshell, standard waveform relaxation is of advantage if

- i)  $n_l K < n$  for time complexity,
- ii)  $n_l \ll n$  for memory complexity,

where  $n_l$  is the size of the largest block of the decomposed system and  $K$  is the number of iterations needed for convergence.

Let us now analyze the influence of the decomposition on the convergence. We discretize the system (9) using a fixed step size  $h$  and an integration scheme of the form

$$x_{m+1}^{k+1} = C_1 x_m^{k+1} + C_2 x_m^k + C_3 x_{m+1}^k, \quad (14)$$

where  $C_1$ ,  $C_2$ , and  $C_3$  are matrices which may depend on  $M$ ,  $N$ , and  $h$ . Let  $s = \frac{\tau}{h}$  be the number of time steps and  $X^k = [x_1^k \ x_2^k \ \dots \ x_s^k]$  the discretized waveform. Furthermore, define

$$\hat{X}^k = \begin{bmatrix} x_1^k \\ x_2^k \\ \vdots \\ x_s^k \end{bmatrix}. \quad (15)$$

**Proposition 4.2.** For an integration scheme of the form (14) the discrete waveform relaxation can be written as  $\hat{X}^{k+1} = A\hat{X}^k + b$ , with

$$A = \begin{bmatrix} C_3 & & & & & \\ C_1 C_3 + C_2 & C_3 & & & & \\ C_1^2 C_3 + C_1 C_2 & C_1 C_3 + C_2 & C_3 & & & \\ \vdots & \ddots & \ddots & \ddots & \ddots & \\ C_1^{s-1} C_3 + C_1^{s-2} C_2 & \dots & C_1^2 C_3 + C_1 C_2 & C_1 C_3 + C_2 & C_3 & \end{bmatrix} \quad (16)$$

and

$$b = \begin{bmatrix} (C_1 + C_2) x_0 \\ C_1(C_1 + C_2) x_0 \\ C_1^2(C_1 + C_2) x_0 \\ \vdots \\ C_1^{s-1}(C_1 + C_2) x_0 \end{bmatrix}. \quad (17)$$

*Proof.* By Eqn. 14

$$\hat{X}^{k+1} = \underbrace{\begin{bmatrix} 0 & & & & \\ C_1 & 0 & & & \\ & \ddots & \ddots & & \\ & & C_1 & 0 & \end{bmatrix}}_U \hat{X}^{k+1} + \underbrace{\begin{bmatrix} C_3 & & & & \\ C_2 & C_3 & & & \\ & \ddots & \ddots & & \\ & & C_2 & C_3 & \end{bmatrix}}_V \hat{X}^k + \underbrace{\begin{bmatrix} (C_1 + C_2) x_0 \\ 0 \\ \vdots \\ 0 \end{bmatrix}}_d$$

and thus  $\hat{X}^{k+1} = (I - U)^{-1}V\hat{X}^k + (I - U)^{-1}d$ , where  $I$  is the identity matrix. Using the Neumann series and the fact that  $U$  is nilpotent, we get

$$(I - U)^{-1} = \sum_{i=0}^{s-1} U^i = \begin{bmatrix} I & & & & \\ C_1 & I & & & \\ C_1^2 & C_1 & I & & \\ \vdots & \ddots & \ddots & \ddots & \\ C_1^{s-1} & \dots & C_1^2 & C_1 & I \end{bmatrix}.$$

Hence,  $A = (I - U)^{-1}V$  and  $b = (I - U)^{-1}d$  are of the aforementioned form.  $\square$

**Example 4.3.** The following integration schemes are of the form (14):

- i) Explicit Euler method:  $C_1 = (I + hM)$ ,  $C_2 = hN$ , and  $C_3 = 0$ .
- ii) Implicit Euler method:  $C_1 = (I - hM)^{-1}$ ,  $C_2 = 0$ , and  $C_3 = (I - hM)^{-1}hN$ .
- iii) Trapezoidal rule:  $C_1 = (I - \frac{h}{2}M)^{-1}(I + \frac{h}{2}M)$  and  $C_2 = C_3 = (I - \frac{h}{2}M)^{-1}\frac{h}{2}N$ .

To begin with, we discretize the system using the explicit Euler method. Since  $C_3 = 0$ ,  $A$  is a strictly lower-triangular block Toeplitz matrix. It follows that the spectral radius  $\rho(A)$  is 0 and in particular  $A^s = 0$ . Therefore, waveform relaxation converges, independent of the partitioning, after at most  $s + 1$  iterations, i.e.

$$\begin{aligned} \hat{X}^s &= A\hat{X}^{s-1} + b = \underbrace{A^s\hat{X}^0}_0 + A^{s-1}b + \dots + Ab + b, \\ \hat{X}^{s+1} &= A\hat{X}^s + b = \underbrace{A^s b}_0 + A^{s-1}b + \dots + Ab + b = \hat{X}^s. \end{aligned} \quad (18)$$

If we replace the explicit Euler method by the implicit Euler method, then the spectral radius of  $A$  is equal to the spectral radius of  $C_3 = (I - hM)^{-1}hN$ . To accelerate the convergence of waveform relaxation, the matrix  $Q$  should be decomposed such that the spectral radius of  $C_3$  is minimized. Observe that the optimal splitting depends on the step size  $h$ .

If we, on the other hand, use the trapezoidal rule, then the block diagonal of the iteration matrix  $A$  is given by  $C_3 = (I - \frac{h}{2}M)^{-1}\frac{h}{2}N$ . That is, the system should be partitioned in a way that

the spectral radius of the new matrix  $C_3$  is minimized. Thus, the optimal splitting depends also on the integration scheme.

Since the iteration matrices  $A$  of the implicit Euler or the trapezoidal rule based waveform relaxation are highly nonnormal, their spectral properties do not predict the convergence behavior appropriately. For such matrices and operators the pseudospectrum is a more useful tool [16].

**Definition 4.4.** Given a matrix  $A$  and  $\varepsilon > 0$ ,  $\lambda \in \mathbb{C}$  is defined to be an  $\varepsilon$ -pseudoeigenvalue of  $A$  if  $\lambda$  is an eigenvalue of  $A + E$  for a matrix  $E$  with  $\|E\| < \varepsilon$ .

There are several different equivalent definitions of pseudo-eigenvalues (cf. [17]). The set  $\Lambda_\varepsilon(A)$  of all  $\varepsilon$ -pseudoeigenvalues is called the  $\varepsilon$ -pseudospectrum and  $\rho_\varepsilon(A) = \max\{\|z\| \mid z \in \Lambda_\varepsilon(A)\}$  is called the  $\varepsilon$ -pseudospectral radius. While the  $\varepsilon$ -pseudospectrum of a normal matrix is the union of  $\varepsilon$ -balls around the eigenvalues, the pseudospectrum of a nonnormal matrix can be sensitive to small perturbations [18].

In Section 5, the matrix splittings with the best spectral and pseudospectral properties are used for comparison. However, there exists no efficient method to minimize the spectral radius or the pseudospectral radius directly. We propose different heuristics to find a decomposition which is close to the optimal splitting. The partitioning of a directed graph with respect to a given cost function is still an open problem, in particular there are no sophisticated spectral clustering methods for directed graphs (cf. [19]). Therefore, we combine different graph clustering and partitioning methods, namely horizontal-vertical decomposition, spectral clustering, and the graph partitioning library PARTY, to generate appropriate splittings.

*Horizontal-vertical decomposition* as described in [20] identifies the subsystem hierarchy of dynamical systems. The decomposition is equivalent to the computation of the strongly connected components of the graph  $\mathfrak{G}(Q)$ , where  $\mathfrak{G}(Q) = (\mathfrak{V}, \mathfrak{E})$  with  $\mathfrak{V} = \{v_1, \dots, v_n\}$  and  $\mathfrak{E} = \{(v_i, v_j) \mid q_{ij} \neq 0\}$ . The strongly connected components can be computed efficiently using the depth-first search.

*Spectral Clustering* is a popular partitioning heuristic for undirected graphs, based on spectral or algebraic graph theory. Spectral clustering utilizes the information obtained from eigenvalues and eigenvectors of graph-related matrices such as the graph Laplacian for partitioning. For a detailed description we refer to [21]. Recently, an efficient distributed spectral clustering algorithm that overcomes the drawbacks associated with random walk based approaches has been proposed by one of the authors in [22].

*PARTY* is a graph partitioning library that provides several different multilevel graph partitioning strategies combining local and global heuristics for undirected graphs [23]. The idea of the multilevel approach is to coarsen the initial graph by collapsing matching vertices so that global partitioning heuristics can be applied efficiently. Subsequently, combined vertices are split during the refinement process and local methods like the Kernighan–Lin heuristic or the Helpful-Set algorithm are applied to further improve the partition.

If the matrix  $Q$  is reducible, then the system is decomposed first using the horizontal-vertical decomposition in order to exploit the directionality of the graph on a coarse level. Then, depending on the application, either the spectral clustering method or PARTY is applied to the individual strongly connected components. Since both methods are confined to undirected graphs, the strongly connected components have to be regularized first by omitting the orientation of the edges. If it is important to generate a balanced partition of the graph, then PARTY is, in general, better suited. If, on the other hand, the network is quite inhomogeneous and the spectral method computes an unbalanced splitting while PARTY is forced to generate a balanced splitting, then spectral partitioning is advantageous.





We apply the waveform relaxation techniques to solve the above equation. Due to state space explosion, the number of differential equations becomes extremely large even for a GSPN of moderate size [30]. This makes them an ideal application to demonstrate the waveform relaxation procedure. Figure 1 shows the GSPN that we used for experiment. It models a server shared by three clients. The corresponding CTMC of the GSPN has 24 states and the resulting transition rate matrix  $R$  is sparse.

For simplicity, we rewrite Eqn. 19 as  $\dot{x}(t) = Qx(t)$ . In order to demonstrate the adaptive waveform relaxation procedure and to compare it to standard waveform relaxation, we decompose the GSPN into two subsystems of the same size.

Firstly, we compute the solution of the system using standard waveform relaxation and a fixed step size  $h = 10^{-3}$ . The initial waveform is assumed to be constant over  $[0, T]$ , i.e.  $x^0(t) = x_0$ , where  $T = 1$ . We iterate until the difference between two successive iterations falls below the predefined tolerance  $\varepsilon = 10^{-4}$ . The solution is shown in Figure 2a. As one can see, the state probability distributions approach constants, i.e. equilibria are eventually reached. Standard waveform relaxation takes (averaged over 10 simulations) 0.622 sec.

The solution is now computed using adaptive waveform relaxation. We use the same tolerance of  $\varepsilon = 10^{-4}$  and an initial window of  $[0, \frac{T}{50}]$ . The solution and the intervals computed by adaptive waveform relaxation are shown in Figure 2b. Averaging again over 10 simulations, we find that adaptive waveform relaxation takes approximately 0.103 sec to compute the solution, i.e. over 6 times faster than standard waveform relaxation.

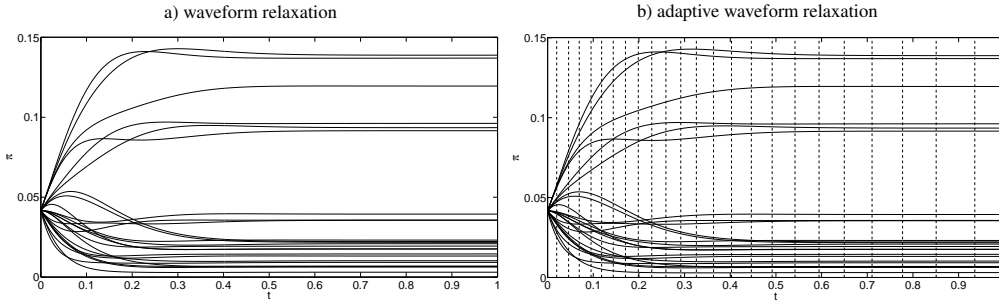


Figure 2: Comparison of solutions obtained from waveform relaxation and adaptive waveform relaxation.

In the following, we analyze different partitions of the GSPN to illustrate the influence of the matrix splitting on the convergence of waveform relaxation. The best balanced bipartition of the GSPN for the implicit Euler based waveform relaxation and  $h = 10^{-1}$  is given by

$$\mathcal{P}_1 = [1 \ 2 \ 5 \ 7 \ 10 \ 11 \ 13 \ 16 \ 18 \ 19 \ 22 \ 24 \mid 3 \ 4 \ 6 \ 8 \ 9 \ 12 \ 14 \ 15 \ 17 \ 20 \ 21 \ 23], \quad (20)$$

meaning that the first 12 states belong to the first and the remaining 12 states to the second part, whereas for  $h = 10^{-2}$  the bipartition with the lowest spectral radius is

$$\mathcal{P}_2 = [1 \ 2 \ 3 \ 4 \ 5 \ 6 \ 7 \ 10 \ 13 \ 16 \ 19 \ 22 \mid 8 \ 9 \ 11 \ 12 \ 14 \ 15 \ 17 \ 18 \ 20 \ 21 \ 23 \ 24]. \quad (21)$$

The splittings  $\mathcal{P}_1$  and  $\mathcal{P}_2$  are shown in Figure 3a and 3b, respectively. If we use the trapezoidal rule, then for  $h = 10^{-1}$  and  $h = 10^{-2}$  the optimal splittings are again given by  $\mathcal{P}_1$  and  $\mathcal{P}_2$ . Nevertheless, for  $h = 5 \cdot 10^{-2}$ , for instance,  $\mathcal{P}_1$  is better suited for the implicit Euler based waveform relaxation while  $\mathcal{P}_2$  is better suited for the trapezoidal rule based waveform relaxation.

This example illustrates that the optimal splitting depends on the step size and on the integration scheme. To compute these optimal partitions, we compared all balanced decompositions of the network. For high-dimensional systems this is clearly not feasible.

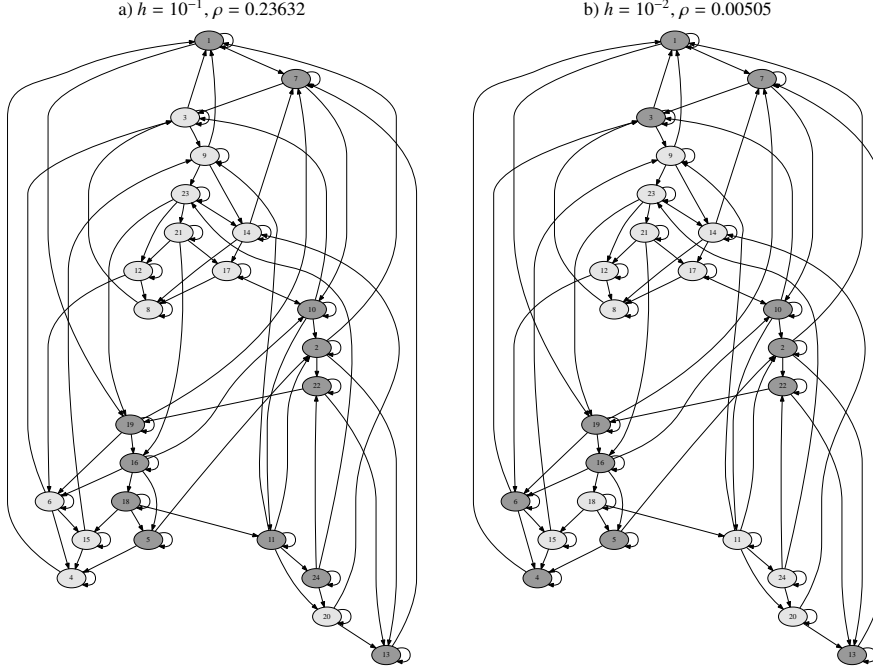


Figure 3: Optimal splittings  $\mathcal{P}_1$  and  $\mathcal{P}_2$ .

From now on, we denote the waveform relaxation operator of the implicit Euler based method as  $A_1$  and the operator of the trapezoidal rule based method as  $A_2$ . Although the spectral radius of  $A_2$  is only half as large as the spectral radius of  $A_1$  for small step sizes  $h$ , both methods require approximately the same number of iterations for convergence. Figure 4 shows the dependence of the pseudospectral radii on the number of time steps for splitting  $\mathcal{P}_1$ . If the number of time steps is large, then the pseudospectral radii of the iteration matrices are almost equal. The pseudospectral radii were computed using Higham's *Matrix Computation Toolbox* [31]. Here, the parameter  $\varepsilon$  for the computation of the  $\varepsilon$ -pseudoeigenvalues was set to  $10^{-3}$ .

Below, we compare  $\mathcal{P}_1$  and  $\mathcal{P}_2$  to the splittings generated by the heuristics described in Section 4. The GSPN is irreducible and the spectral partitioning yields

$$\mathcal{P}_3 = [1\ 2\ 3\ 4\ 5\ 6\ 8\ 9\ 10\ 11\ 12\ 15\ 16\ 17\ 18\ 21\ | 7\ 13\ 14\ 19\ 20\ 22\ 23\ 24], \quad (22)$$

while PARTY generates a balanced splitting

$$\mathcal{P}_4 = [1\ 2\ 3\ 4\ 5\ 6\ 9\ 10\ 11\ 15\ 16\ 18\ | 7\ 8\ 12\ 13\ 14\ 17\ 19\ 20\ 21\ 22\ 23\ 24]. \quad (23)$$

In Figure 5 the optimal splittings  $\mathcal{P}_1$  and  $\mathcal{P}_2$  are compared to the heuristic splittings  $\mathcal{P}_3$  and  $\mathcal{P}_4$ . To illustrate the impact of this approach, two random splittings  $\mathcal{P}_5$  and  $\mathcal{P}_6$  are evaluated. Figure 5a shows the spectral and the pseudospectral radii of the waveform relaxation operators

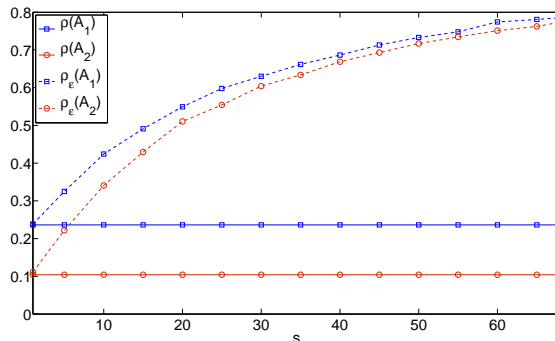


Figure 4: Dependence of the pseudospectral radii on the number of time steps.

using the implicit Euler method. The number of time steps was set to  $s = 50$ . Figure 5b shows the number of iterations  $k$  required for convergence of standard waveform relaxation. Although the sizes of the parts of  $\mathcal{P}_3$  and  $\mathcal{P}_4$  are different, the results are virtually equivalent. Furthermore, the results are close to the results of the optimal splittings  $\mathcal{P}_1$  and  $\mathcal{P}_2$ .

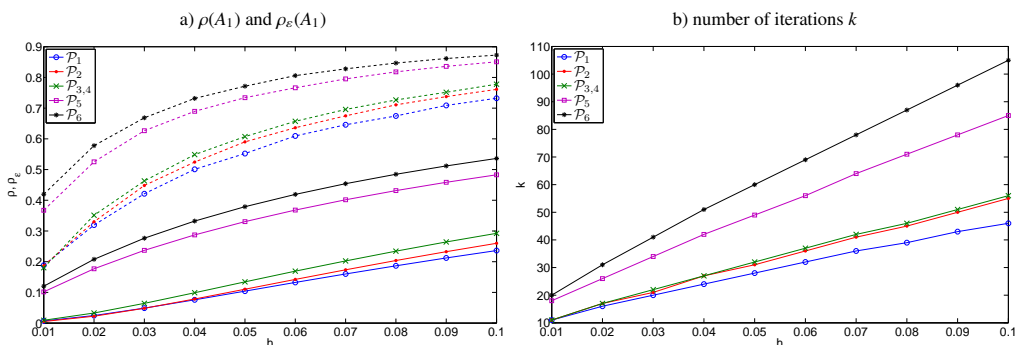


Figure 5: Comparison of different splittings. a) Spectral radius (solid line) and pseudospectral radius (dashed line). b) Number of iterations required for convergence.

Now we combine both methods, the graph partitioning heuristics and adaptive waveform relaxation, and compare it to standard waveform relaxation. In addition, we subdivide the time interval  $[0, T]$  into 20, 25, and 30 windows of the same size and use standard waveform relaxation for each subinterval. We refer to these methods as  $\text{FWR}_1$ ,  $\text{FWR}_2$ , and  $\text{FWR}_3$ , respectively. We set again  $T = 1$  and  $\varepsilon = 10^{-4}$ . Adaptive waveform relaxation generates—depending on the partitioning—between 24 and 27 windows. The runtime results are shown in Table 1. Note that the influence of the splitting on the convergence of adaptive waveform relaxation is much smaller than the influence on the standard waveform relaxation procedure.

For this example, waveform relaxation using a fixed window size performs only slightly worse than adaptive waveform relaxation since the state probability distribution quickly converges to the equilibrium so that the extrapolation of the solution has almost no effect. However, the appropriate size of the windows is in general unknown prior to the simulation. Using adaptive waveform relaxation, the window sizes are generated and adjusted automatically.

Table 1: Runtime results for the GSPN in seconds.

|                  | $\mathcal{P}_1$ | $\mathcal{P}_2$ | $\mathcal{P}_3$ | $\mathcal{P}_4$ | $\mathcal{P}_5$ | $\mathcal{P}_6$ |
|------------------|-----------------|-----------------|-----------------|-----------------|-----------------|-----------------|
| AWR              | 0.104           | 0.103           | 0.103           | 0.104           | 0.105           | 0.106           |
| FWR <sub>1</sub> | 0.133           | 0.134           | 0.133           | 0.133           | 0.136           | 0.137           |
| FWR <sub>2</sub> | 0.121           | 0.126           | 0.125           | 0.125           | 0.130           | 0.132           |
| FWR <sub>3</sub> | 0.118           | 0.119           | 0.119           | 0.122           | 0.126           | 0.125           |
| WR               | 0.619           | 0.622           | 0.621           | 0.622           | 0.869           | 1.071           |

To demonstrate the impact of the extrapolation and the adaptive windowing technique, we simulate 10 higher-dimensional networks  $Q_i$  with standard and adaptive waveform relaxation. For comparison, we subdivide the time interval into the same number of equally sized windows and use again standard waveform relaxation for each subinterval (FWR). The results are shown in Table 2. We decompose each system into  $p = 2n_{\text{scc}}$  blocks, with  $n_{\text{scc}}$  being the number of strongly connected components. The default partition is defined to be the balanced decomposition where the variables are assigned to the blocks without a previous permutation of the matrix.

Table 2: Runtime results for further examples in seconds.

|          | $n$  | $n_{\text{scc}}$ | HVD+PARTY |        |         | Default partition |        |         |
|----------|------|------------------|-----------|--------|---------|-------------------|--------|---------|
|          |      |                  | AWR       | FWR    | WR      | AWR               | FWR    | WR      |
| $Q_1$    | 100  | 1                | 0.45      | 0.88   | 5.89    | 0.53              | 0.95   | 8.14    |
| $Q_2$    | 100  | 10               | 0.54      | 0.92   | 6.61    | 0.58              | 1.01   | 10.11   |
| $Q_3$    | 200  | 1                | 0.98      | 2.01   | 12.01   | 1.04              | 3.01   | 18.81   |
| $Q_4$    | 200  | 10               | 1.05      | 2.28   | 24.74   | 1.18              | 2.68   | 42.28   |
| $Q_5$    | 400  | 1                | 8.77      | 20.16  | 204.25  | 9.42              | 21.02  | 251.74  |
| $Q_6$    | 400  | 10               | 6.93      | 14.07  | 84.25   | 9.16              | 19.98  | 219.85  |
| $Q_7$    | 800  | 1                | 27.13     | 69.18  | 346.62  | 36.21             | 74.27  | 589.85  |
| $Q_8$    | 800  | 10               | 17.97     | 43.41  | 326.05  | 18.32             | 44.87  | 604.26  |
| $Q_9$    | 1600 | 1                | 78.31     | 152.02 | 948.33  | 96.01             | 210.11 | 1550.62 |
| $Q_{10}$ | 1600 | 10               | 67.80     | 172.89 | 1434.59 | 73.06             | 203.06 | 2722.87 |

If the network consists of several strongly connected components, then the horizontal-vertical decomposition is of big importance for the convergence of waveform relaxation. To illustrate the influence of the horizontal-vertical decomposition, we simulate a 400 dimensional example which consists of 20 strongly connected components. If we apply PARTY directly to decompose the system into 40 subsystems, then standard waveform relaxation takes approximately 110.93 sec and adaptive waveform relaxation 6.77 sec. If we, on the other hand, decompose the system first using the horizontal-vertical decomposition and apply PARTY to the individual strongly connected components, then the simulation takes only 68.46 sec or 4.41 sec, respectively.

In summary, the combination of the horizontal-vertical decomposition and the different partitioning methods for undirected graphs enables a reliable and efficient splitting of the system for the subsequent standard or adaptive waveform relaxation.

## 6. Conclusions

The performance of waveform relaxation depends on many different influencing factors. One important criterion is the proper subdivision of the integration interval into smaller time windows. In this work, we proposed an adaptive waveform relaxation method which, depending on the previous time interval, generates appropriately sized time windows. In regions where the solution changes rapidly, small windows are computed and in regions where the solution changes slowly,

large windows are computed. Decomposition of the system is also of great importance for the convergence of waveform relaxation. We analyzed the spectra and pseudospectra of the resulting waveform relaxation operators and introduced different graph partitioning heuristics in order to speed up the simulation. It was shown that it is possible to speed up the computation of high-dimensional differential equations using adaptive waveform relaxation along with appropriate partitioning heuristics.

## 7. Acknowledgements

The research in this document was performed in connection with contract W911QX-08-C-0069 with the U.S. Army Research Laboratory. The views and conclusions contained in this document are those of the authors and should not be interpreted as presenting the official policies or position, either expressed or implied, of the U.S. Army Research Laboratory or the U.S. Government unless so designated by other authorized documents. Citation of manufacturer's or trade names does not constitute an official endorsement or approval of the use thereof. The U.S. Government is authorized to reproduce and distribute reprints for Government purpose notwithstanding any copyright notation hereon.

The authors thank Alberto Sangiovanni-Vincentelli for valuable discussions and suggestions.

## References

- [1] H. Jeong, B. Tombor, R. Albert, Z. N. Oltvai, A.-L. Barabási, The large-scale organization of metabolic networks, *Nature* 407 (2000) 651–654.
- [2] K. L. McMillan, *Symbolic Model Checking*, 1st Edition, Kluwer Academic Publishers, 1993.
- [3] P. Holmes, J. L. Lumley, G. Berkooz, *Turbulence, Coherent Structures, Dynamical Systems and Symmetry*, 1st Edition, Cambridge University Press, 1996.
- [4] J. L. Palladino, A. Noordergraaf, *Muscle contraction mechanics from ultrastructural dynamics*, 1st Edition, Springer-Verlag, 1998.
- [5] Z. Ren, S. B. Pope, A. Vladimirov, J. M. Guckenheimer, The invariant constrained equilibrium edge preimage curve method for the dimension reduction of chemical kinetics, *Journal of Chemical Physics* 124 (2006) 114111.
- [6] B. Leimkuhler, U. Miekkala, O. Nevanlinna, Waveform relaxation for linear RC-circuits, *Impact of Computing in Science and Engineering* 3 (1991) 123–145.
- [7] P. Benner, V. Mehrmann, D. C. Sorensen, *Dimension Reduction of Large-Scale Systems*, 1st Edition, Springer-Verlag, 2003.
- [8] E. J. Grimme, Krylov projection methods for model reduction, *Tech. rep.* (1997).
- [9] C. W. Rowley, Model reduction for fluids, using balanced proper orthogonal decomposition, *International Journal of Bifurcation and Chaos* 15 (3) (2005) 997–1013.
- [10] J. K. White, A. S. Sangiovanni-Vincentelli, *Relaxation Techniques for the Simulation of VLSI circuits*, 1st Edition, Kluwer Academic Publishers, 1987.
- [11] B. Leimkuhler, Estimating waveform relaxation convergence, *SIAM Journal on Scientific Computing* 14 (1993) 872–889.
- [12] J. Guckenheimer, P. Holmes, *Nonlinear Oscillations, Dynamical Systems, and Bifurcations of Vector Fields*, 1st Edition, Springer-Verlag, 1983.
- [13] K. Burrage, *Parallel and sequential methods for ordinary differential equations*, Oxford University Press, 1995.
- [14] M. Bjorhus, A. M. Stuart, Waveform relaxation as a dynamical system, in: *Mathematics of Computation*, Vol. 66, 1997, pp. 1101–1117.
- [15] J. Stoer, R. Bulirsch, R. Bartels, W. Gautschi, C. Witzgall, *Introduction to Numerical Analysis*, 3rd Edition, Springer-Verlag, 2002.
- [16] A. Lumsdaine, D. Wu, Spectra and pseudospectra of waveform relaxation operators, *SIAM Journal on Scientific Computing* 18 (1997) 286–304.
- [17] L. N. Trefethen, M. Embree, *Spectra and pseudospectra*, Princeton University Press, 2005.
- [18] Z. Jackiewicz, B. Owren, Convergence analysis of waveform relaxation methods using pseudospectra, *Numerics N2-1995*, Department of Mathematics, University of Trondheim (1995).

- [19] M. R. Henzinger, Algorithmic challenges in web search engines, *Internet Mathematics* 1 (1) (2003) 115–126.
- [20] S. Varigonda, T. Kalmar-Nagy, B. LaBarre, I. Mezic, Graph decomposition methods for uncertainty propagation in complex, nonlinear interconnected dynamical systems, in: 43rd IEEE Conference on Decision and Control, Vol. 2, 2004, pp. 1794–1798.
- [21] U. von Luxburg, A tutorial on spectral clustering, *Statistics and Computing* 17 (4) (2007) 395–416.
- [22] T. Sahai, A. Speranzon, A. Banaszuk, Hearing the clusters in a graph: A distributed algorithm, CoRR abs/0911.4729.
- [23] R. Preis, Analyses and design of efficient graph partitioning methods, Ph.D. thesis, University of Paderborn (2000).
- [24] M. A. Marsan, G. Balbo, G. Conte, S. Donatelli, G. Franceschinis, *Modelling with Generalized Stochastic Petri Nets*, Wiley Series in Parallel Computing, John Wiley and Sons, 1995.
- [25] M. A. Marsan, C. Chiasserini, A. Fumagalli, Performance models of handover protocols and buffering policies in mobile wireless ATM networks, *IEEE Transactions on Vehicular Technology* 50 (4) (2001) 925–941.
- [26] C. M. Woodside, Y. Li, Performance petri net analysis of communications protocol software by delay-equivalent aggregation, in: Proc. 4th Int. Workshop on Petri Nets and Performance Models (PNPM'91), Melbourne, Australia, IEEE Comp. Soc. Press, 1991, pp. 64–73.
- [27] M. A. Marsan, G. Conte, A class of generalized stochastic petri nets for the performance evaluation of multiprocessor systems, *ACM Transactions on Computer Systems* 2 (1984) 93–122.
- [28] M. Molla-Hosseini, R. M. Kerr, R. B. Randall, R. B. Platfoot, An inspection model with minimal and major maintenance for a flexible manufacturing cell using generalized stochastic petri nets, in: Proceeding of the 16th International Conference on Application and Theory of Petri Nets, Springer-Verlag, 1995, pp. 335–356.
- [29] M. A. Marsan, G. Conte, G. Balbo, A class of generalized stochastic petri nets for the performance evaluation of multiprocessor systems, *ACM Trans. Comput. Syst.* 2 (2) (1984) 93–122.
- [30] K. L. McMillan, D. K. Probst, A technique of state space search based on unfolding, in: *Formal Methods in System Design*, 1992, pp. 45–65.
- [31] N. J. Higham, The Matrix Computation Toolbox, [www.ma.man.ac.uk/~higham/mctoolbox](http://www.ma.man.ac.uk/~higham/mctoolbox).