

# Correlations between the proton temperature anisotropy and Alfvén-cyclotron waves in the solar wind

Sofiane Bourouaine<sup>1</sup>, Eckart Marsch<sup>1</sup> and Fritz M. Neubauer<sup>2</sup>

bourouaine@mps.mpg.de

## ABSTRACT

Correlations are studied between the power density of Alfvén-cyclotron waves (having frequencies between 0.02 and 2 Hz) and the ratio of the perpendicular and parallel temperature of the protons. The wave power spectrum is evaluated from high-resolution 3D magnetic field vector components, and the ion temperatures are derived from the velocity distribution functions as measured in fast solar wind during the Helios-2 primary mission at radial distances from the Sun between 0.3 AU and 0.9 AU. From our statistical analysis, we obtain a striking correlation between the increases in the proton temperature ratio and enhancements in the wave power spectrum. Near the Sun the transverse part of the wave power is often found to be by more than an order of magnitude higher than its longitudinal counterpart. Also the measured ion temperature anisotropy appears to be limited by the theoretical threshold value for the ion-cyclotron instability. This suggests that high-frequency Alfvén waves regulate the proton temperature anisotropy.

## 1. Introduction

Several decades ago, the Helios in-situ measurements made in fast solar wind already showed that the proton temperature ratio,  $T_{\perp}/T_{\parallel}$ , was not unity but could reach high values of up to 3 at a distance of 0.3 AU from the Sun (Marsch et al. 1982), thus indicating strong local ion heating. With increasing heliocentric distance, this ratio tends to decrease, attaining values equal to unity or below only at 1 AU (Kasper et al. 2002).

Many theoreticians tried to explain the observed strong perpendicular ion heating, e.g., Tu and Marsch (2001); Marsch and Tu (2001); Tu and Marsch (2002) and references therein,

---

<sup>1</sup>Max-Planck-Institut für Sonnensystemforschung, 37191 Katlenburg-Lindau, Germany

<sup>2</sup>Institut für Geophysik und Meteorologie, Universität zu Köln, Albertus-Magnus-Platz, Köln, 50923, Germany

or recently Araneda et al. (2009), and it is now widely believed that such kinetic features are in fact signatures of ion heating via ion-cyclotron resonance. However, it has also been questioned (e.g., Cranmer et al. 2001) whether ion-cyclotron waves do really exist near the Sun with sufficient power to provide the heating, or to enable the plateau formation in the proton velocity distribution functions (VDFs) observed in fast solar wind (Tu and Marsch 2002).

There is no general agreement yet on the physical process capable of explaining the heating of the ions and their temperature anisotropy. One possible scenario is that Alfvén wave energy may not merely cascade to and dissipate strictly at the gyroscale, but non-resonant Alfvén waves could at larger scales already energize ions perpendicularly under low-beta plasma condition (Wu and Yoon 2007; Bourouaine et al. 2008). Other plausible scenarios suggest that a nonlinear parallel cascade (via parametric decay) of low-frequency Alfvén waves may ultimately generate ion-cyclotron waves, whereby the protons and heavy ions can be heated perpendicularly via cyclotron-resonant wave absorption (Araneda et al. 2008, 2009; Valentini et al. 2009). In contrast to these models, it was argued that the energy density of the Alfvénic turbulence does not effectively cascade to the high-frequency parallel cyclotron waves but rather goes to low-frequency oblique kinetic Alfvén waves (with  $k_{\parallel} \ll k_{\perp}$ ). Then dissipation would still take place at the proton gyroscale, with  $k_{\perp} = \Omega_p/V_A$ , but via Landau damping acting mostly on electrons (Howes et al. 2008). Here  $\Omega_p = eB/m_p$  is the proton gyrofrequency,  $B$  the magnetic field strength,  $e$  the elementary charge unit,  $m_p$  the proton mass, and  $V_A = B/\sqrt{4\pi n_p m_p}$  the Alfvén speed involving the proton number density  $n_p$ . However, for ions Landau damping would lead to parallel heating, and hence in this way their temperature anisotropy in fast streams can not be explained.

Obviously, direct and more adequate wave observations are required in order to place new empirical constraints on the models and to limit the theoretical assumptions. In the present work benefiting from the high-resolution magnetic field data and the detailed proton VDFs obtained simultaneously by Helios 2, we will present such observations and establish a novel correlation between the ion temperature anisotropy and the power of high-frequency Alfvén waves.

## 2. Observations

The data set used in this study was provided by the Helios 2 probe during its primary mission, including the first perihelion passage in 1976 and covering distances from 0.3 to 0.9 AU from the Sun. Here we consider simultaneous measurements of the high-resolution 3D magnetic field vector components and the proton VDFs. These measurements have been

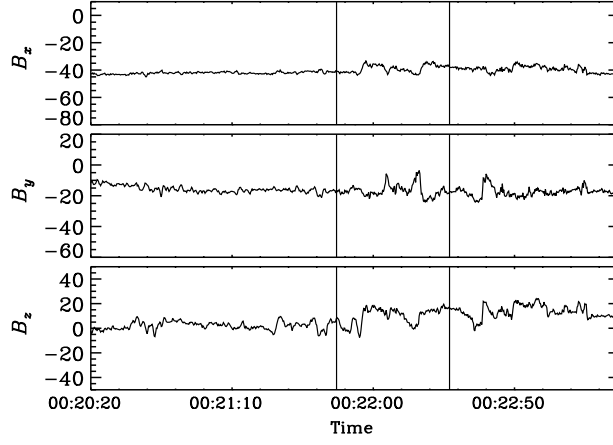


Fig. 1.— Example of magnetic field measurements versus time in seconds on day 105 in 1976 at 0.29 AU, whereby the field components are given in solar-ecliptic coordinates, for which  $X$  points toward the Sun,  $Z$  towards the southern ecliptic pole, and  $Y$  completes the left-handed coordinate system.

made by two different instruments on board Helios 2, the magnetometer and the plasma experiment. The high-resolution magnetic field data were obtained with a sampling frequency that ranged up to 4 Hz, corresponding to a Nyquist-frequency ranging up to 2 Hz. This means that at all distances from the Sun, the field sampling rate is high enough to cover the resonances near the local proton cyclotron frequency,  $f_p = \Omega_p/(2\pi)$ . In this study we focus on the integrated total power of waves with frequencies ranging from 0.02 Hz to about 2 Hz in the spacecraft frame. Generally, the power in this band corresponds to kinetic waves which can be in cyclotron resonance with the protons and have frequencies between about  $0.1\Omega_p$  and  $\Omega_p$  in the plasma frame.

The cadence of the plasma experiment for obtaining a VDF is typically 40.5 s, yielding about 90 VDFs per hour in the case of continuous measurements (for more details see, e.g., Marsch et al. 1982). This cadence is longer than the periods of the waves considered here. The Helios plasma experiment does not separate the energy distributions of the proton core (the major species) from the alpha particles and the proton beam. Since the mass-per-charge ratio,  $A/Z$ , of the alpha particles is 2, we expect that their VDFs should be clearly displaced from the maximum of the measured combined ion VDFs, and thus the core of a VDF represents the bulk protons. Since we are mainly interested in the core temperature anisotropy, we will only consider the innermost part of any VDF, where it is higher than 20 percent of its maximum value.

In Figure 1 we give a typical sample of the three components of the magnetic field

vector, as obtained on day 105 in 1976 during a period that starts at time 00:22:20 and lasts for 3 minutes. At this time, the spacecraft was at a distance of 0.29 AU from the Sun. The magnetic field data (in nT) are given componentwise in solar-ecliptic coordinates and clearly reveal the appearance of Alfvén-cyclotron waves with substantial amplitudes.

The left upper panel in Figure 2 displays the power spectrum density of the magnetic field turbulence measured during the time interval bound by two vertical solid lines in Figure 1. Note that there are peaks in the PSDs at a frequency of 1 Hz. These peaks are spurious and consequences of the small remaining errors in the zero-offsets and the spacecraft spin. However, in the case of the anisotropic VDF in the left top panel of Figure 2, there is a power enhancement below the Doppler-shifted proton cyclotron frequency,  $f'_p = f_p(1 + M_A)$ , involving the Alfvénic Mach number,  $M_A = V/V_A$ , of the solar wind with speed  $V$ . As we can not measure the wave vector  $\mathbf{k}$ , we assumed here the maximal possible Doppler shift for waves propagating outward from the Sun along the local magnetic field direction. A wave energy density bump near the cyclotron frequency has been found previously in other measurements, e.g. in spectra obtained at 1 AU (Bale et al. 2009).

In the right upper panel of Figure 2, we plot the corresponding proton VDFs measured simultaneously during the same time interval when we studied the magnetic field fluctuations. Another example of a power spectrum, and the corresponding measured proton VDF, is plotted in the lower panel of Figure 2. The data of this example were obtained on the day 67 in 1976 at the time 21:37:12, when the spacecraft was at a distance of about 0.75 AU from the Sun. It is worth noting that these projected 2D VDFs are obtained from the 3D interpolation of the Helios plasma-experiment data. The VDFs appear to be gyrotropic, with their axes of the symmetry representing the direction of the background field (plotted as a solid straight line).

The wave power of the transversal component given in the upper panel is about one order of magnitude higher than that of the longitudinal component. Both components were computed with respect to the mean field vector defined by the average over a time interval of about 40 s. The transversal oscillations are composed essentially of incompressible waves. Unfortunately, due to the lack of corresponding ion bulk velocity fluctuations on that short time scale, it is not possible to confirm if these magnetic fluctuations are of Alfvénic nature. However, most likely they are, as Alfvén waves with periods larger than 40 s are observed extensively in fast solar wind (Tu and Marsch 1995).

Close inspection of the upper right panel of Figure 2 reveals the anisotropic shape of the core of the proton VDF. This characteristic form indicates preferential ion heating in the perpendicular direction with respect of the mean magnetic field. By comparing the two proton VDFs shown on the right panels of Figure 2, we can see a distinct difference between

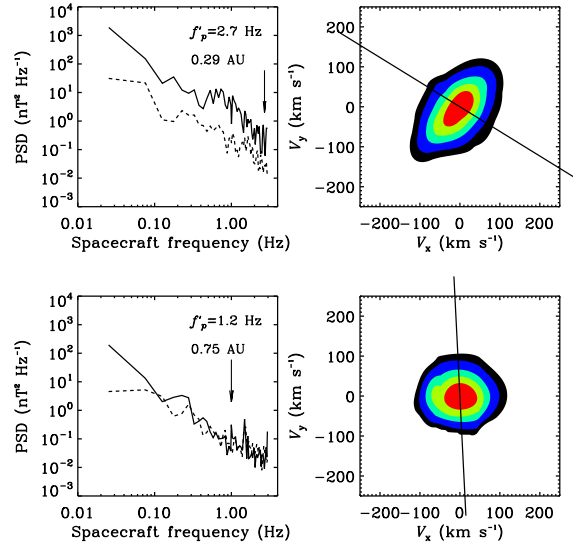


Fig. 2.— Top panels: The power spectrum (upper left panel) of the waves during the interval time shown between two solid lines in Fig.1, and the corresponding isodensity contours of the proton VDF (upper right panel) measured on day 105 in 1976 at 00:22:07. Bottom panels: Another example showing the wave power spectrum (lower left panel) during the time interval 21:36:50 and 21:37:32, and the corresponding proton VDF (lower right panel) measured on day 67 in 1976 at 21:37:12. The Doppler-shifted proton cyclotron frequency  $f'_p$  is marked by an arrow in the left panels.

them. The one corresponding to higher wave power is more anisotropic than the proton VDF corresponding to lower power. Moreover, the power of the transversal component does in the latter case not differ much from that of the longitudinal one. We conclude from Figure 2 that perpendicular proton heating is strongly correlated with the power of transverse waves.

To provide more solid evidence for such a correlation between the proton temperature anisotropy and the enhanced transverse wave amplitude, we made a statistical analysis based on many measurements of both, high-resolution magnetic field vectors and proton VDFs, which were obtained at different locations from the sun. We selected 8 days of measurements in 1976, when the spacecraft was at heliocentric distances ranging between 0.29 and 0.95 AU from the Sun. Since our analysis only concerns the fast solar wind, we preferred those measurement where the spacecraft was crossing fast streaming plasma with a bulk speed higher than 600 km/s. Thus we selected several days, with DOY numbers 36, 46, 51, 61, 67, 76, 95 and 105, on which the spacecraft was, respectively, at the solar distances of 0.95, 0.90, 0.87, 0.79, 0.75, 0.65, 0.41 and 0.29 AU.

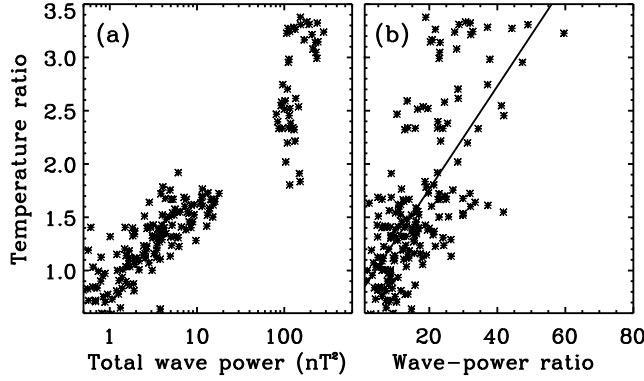


Fig. 3.— (a): Mean temperature ratio,  $T_{\perp}/T_{\parallel}$ , versus mean total wave-power (b): Mean temperature ratio,  $T_{\perp}/T_{\parallel}$ , versus the ratio of the transversal to the longitudinal wave power. The points correspond to the measurements made on days 36, 46, 51, 61, 67, 76, 95 and 105 in 1976.

In this study, we used the temperature ratio,  $T_{\perp}/T_{\parallel}$ , as determined through computation of the parallel and perpendicular temperatures derived from the velocity moments of the proton VDFs in 3D velocity space. Also, we dealt with the average wave power spectrum integrated over the entire considered frequency range, to estimate the total energy in that band, i.e., the mean wave amplitude.

Since the measurement cadence of the Helios plasma experiment is about 40 s, we have more than 2000 measurements per day, and thus more than 16000 measurements for 8 days. Unfortunately, because the spacecraft did not continuously encounter fast solar wind during the first perihelion passage, there is a distance gap in the selected data, i.e., we do not have adequate radial coverage between the distances 0.4 and 0.65 AU.

For the selected data set, we considered the mean values of the temperature ratio and total wave power. These mean values are obtained through averaging over each single hour of measurement time. Therefore, we have 24 mean values of each measured quantity for a day, and thus totally for all selected data, we have about 192 average data points which are all plotted in Figure 3. Overall, the temperature ratio spans values between lower than 1 to a maximum of 3.5, and the total wave power ranges from low values of about 0.5 nT<sup>2</sup> to high values of about 300 nT<sup>2</sup>.

Notice that in Figure 3a an increase of the temperature ratio corresponds to an enhancement of wave power. However, as it is known from instability theory (Gary 1993), the temperature ratio is always limited by a threshold value at which the plasma becomes unstable. Furthermore, according to the linear-fit line in Figure 3b, the temperature ratio

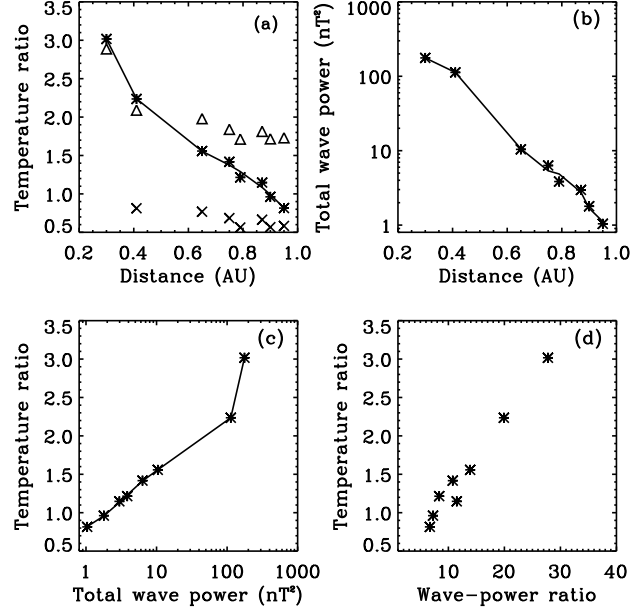


Fig. 4.— (a): Mean temperature ratio,  $T_{\perp}/T_{\parallel}$ , plotted versus distance from the Sun. A polynomial function was fitted to the data. The thresholds of the temperature-ratio for the ion-cyclotron instability (triangles), and for the firehose instability (crosses) are given for different distances from the sun. (b): Mean total wave power versus distance from the Sun, with a polynomial function fitted to the data. (c): Mean temperature ratio versus mean wave power, with a five-order polynomial function fitted to the data. (d): Mean temperature ratio plotted as a function of the ratio of the transversal to longitudinal wave power.

increases with increasing ratio of transversal to longitudinal total wave power. This latter ratio is above 10 for temperature ratios above 1.5. However, when the transversal wave power is not dominating, statistically the temperature ratio is mostly close to unity or below.

Now by considering the same data set we focus on the variation of the temperature ratio and the total wave-power versus different distances from the sun. The measured quantities given at each distance correspond to the mean values for one day of measurements, and therefore, we have eight points corresponding to the measurements made on days 36, 46, 51, 61, 67, 76, 95 and 105 in 1976 which are plotted as asterisks in Figure 4.

Both mean values, of the temperature ratio and total wave power, decrease from their higher values close to the Sun to lower values at the distance of 0.9 AU far from the Sun. The transversal component of the mean wave power near the Sun is almost 30 times higher than its longitudinal counterpart. Besides the total wave power, the ratio of its transversal-to-longitudinal components is also a decisive factor which seems to determine the observed

variation of the temperature anisotropy in fast solar wind.

From the linear theory of the plasma waves instability (see e.g., Gary 1993) it is possible to obtain threshold values of the temperature anisotropy beyond which different wave modes will be excited, e.g., the ion-cyclotron, mirror or firehose modes. Based on the parallel plasma beta value we estimated in Figure 4 the typical threshold value of the temperature ratio for the ion-cyclotron (diamonds) and firehose (crosses) instabilities. It turns out that only at distances close to the Sun (0.3 and 0.4 AU), the value of the temperature ratio is near the threshold of the ion-cyclotron instability.

Apparently, due to the ion-cyclotron instability it seems not possible to produce closer to the Sun higher temperature ratios than the actually measured ones. This notion even holds when the transversal waves have higher amplitudes, and explains the observed steep decrease in the temperature anisotropy between 0.3 and 0.4 AU, which does not correspond to a similarly steep decline in total wave power.

However, at distances greater than 0.5 AU from the Sun, the anisotropy threshold causing the ion-cyclotron instability reduces to lower values, mainly due to the radial increase of the plasma beta. Since the total wave-power decreases with distance, the temperature ratios stay smaller than the threshold values for the ion-cyclotron instability (Gary 1993; Tu and Marsch 2002). But at distances beyond 0.9 AU, the temperature ratio reaches values even smaller than unity, and then may hit the threshold for the firehose instability (Kasper et al. 2002).

### 3. Summary and discussion

As shown above, a strong temperature anisotropy,  $T_{\perp}/T_{\parallel} > 1$ , appears in the proton VDFs in fast solar wind whenever the transversal magnetic field oscillations are enhanced. The temperature anisotropy, as well as the power of the Alfvén-cyclotron waves ( $\omega \leq \Omega_p$ ), both are at their highest values at Helios perihelion distances near 0.3 AU. But at farther distances of about 0.9 AU the temperature ratio has decreased to values equal to or below unity. Correspondingly, at these distances the wave power spectra have decreased to much lower values, about two order of magnitudes less than at 0.3 AU.

It has been shown that the high temperature anisotropy is correlated with the enhanced transversal component of the waves in the frequency interval near but below the local proton gyrofrequency. Alfvén-cyclotron waves appear to have an important impact on proton heating and their resulting temperature anisotropy. We were not able from the data we had to determine a possible fast-magnetosonic-wave transverse component of the turbulence, other



than for the longitudinal part that most likely is related to magnetosonic slow mode waves.

Our findings support the notion that the ion heating process is connected with large-scale plasma turbulence. The idea that high-frequency ion-cyclotron waves are directly launched at the Sun might not be a valid scenario. It seems more likely that these oscillations are generated continuously in the expanding solar wind through an ongoing cascade, or locally via temperature-anisotropy-driven instability as studied by Tu and Marsch (2002) and parametric decay as suggested by recent numerical simulations (e.g., Araneda et al. (2008); Valentini et al. (2009)).

## REFERENCES

- Araneda, J. A., Y. Maneva, and E. Marsch (2009), Preferential Heating and Acceleration of  $\alpha$  Particles by Alfvén-Cyclotron Waves, *Phys. Rev. Lett.* *102*, 175001
- Araneda, J. A., E. Marsch, and A. F.-Viñas (2008), Proton Core Heating and Beam Formation via Parametrically Unstable Alfvén-Cyclotron Waves, *Phys. Rev. Lett.* *100*, 125003
- Bale, S. D., J. C. Kasper, G. G. Howes, E. Quataert, C. Salem, and D. Sundkvist (2009), Magnetic Fluctuation Power Near Proton Temperature Anisotropy Instability Thresholds in the Solar Wind, *Phys. Rev. Lett.*, *103*, 211101
- Bourouaine, S., E. Marsch, and C. Vocks (2008), On the Efficiency of Nonresonant Ion Heating by Coronal Alfvén Waves, *ApJ.* *684*, L119
- Cranmer, S. R., (2001), Ion cyclotron diffusion of velocity distributions in the extended solar corona, *JGR.* *106*, 24937
- Gary, P. S (1993), Gary, S. P.: *Theory of Space Plasma Microinstabilities*, Cambridge University Press, Cambridge, U.K.
- Howes, G. G. W. Dorland, S. C. Cowley, G. W. Hammett, E. Quataert, A. A. Schekochihin, and T. Tatsuno (2008), Kinetic Simulations of Magnetized Turbulence in Astrophysical Plasmas, *Phys. Rev. Lett.*, *100*, 065004
- Kasper, J. C., A. J. Lazarus, and S. P. Gary (2002), Wind/SWE observations of firehose constraint on solar wind proton temperature anisotropy, *GeoRL.* *17*, 170000
- Marsch, E., R. Schwenn, H. Rosenbauer, K. H. Muehlhaeuser, W. Pilipp, and F. M. Neubauer (1982), Solar wind protons - Three-dimensional velocity distributions and derived plasma parameters measured between 0.3 and 1 AU, *JGR.* *87*, 52

- Marsch, E., and C.-Y. Tu (2001), Heating and acceleration of coronal ions interacting with plasma waves through cyclotron and Landau resonance, *JGR.* *106*, 227
- Tu, C.-Y. and E. Marsch (2002), Anisotropy regulation and plateau formation through pitch angle diffusion of solar wind protons in resonance with cyclotron waves, *JGR.* *107*, 1249 doi:10.1029/2001JA000150
- Tu, C.-Y. and E. Marsch (1995), MHD structures, waves and turbulence in the solar wind: Observations and theories, *Space Science Rev.* *73*, 1
- Tu, C.-Y. and E. Marsch (2001), On cyclotron wave heating and acceleration of solar wind ions in the outer corona, *JGR.* *106*, 8233
- Valentini, F., P. Veltri, F. Califano, and A. Mangeney (2009), Cross-scale effects in solar wind turbulence, *Phys. Rev. Lett.* *102*, 225001
- Wu, C. S., and P. H. Yoon (2007), Proton Heating via Nonresonant Scattering Off Intrinsic Alfvénic Turbulence, *Phys. Rev. Lett.* *99*, 075001