

# The Moving Center of Mass of a Leaking Bob

P. Arun\*

Department of Electronics,  
S.G.T.B. Khalsa College  
University of Delhi, Delhi 110 007, India.

February 23, 2010

## Abstract

The evaluation of variation in oscillation time period of a simple pendulum as its mass varies proves a rich source of discussion in a physics class-room, overcoming erroneous notions carried forward by students as to what constitutes a pendulum's length due to picking up only the results of approximations and ignoring the rigorous definition. The discussion also presents a exercise for evaluating center of mass of geometrical shapes and system of bodies. In all, the pedagogical value of the problem is worth both theoretical and experimental efforts. This article discusses the theoretical considerations.

## 1 Introduction

What happens to a simple pendulum's oscillation time period with varying mass? This question is of pedagogical interest. An article in American Journal of Physics [1] addresses this issue from an experimental point of view, explaining variation in time period with oscillation of a burette whose liquid content drips. From an introductory class point of view, the experiment misses many important issues by using a rigid pendulum instead of a simple pendulum. In this article, using theoretical considerations basic ideas of defining length of the pendulum (simple as it may look, the fine print is mostly overlooked), calculation of position of center of mass of a body and there-after a system of two bodies etc.

The oscillation time period of a simple pendulum is given as

$$T_o = 2\pi\sqrt{\frac{L}{g}} \quad (1)$$

---

\*e-mail:arunp92@physics.du.ac.in

where  $L$  is the length of the pendulum and  $g$ , the acceleration due to gravity. The absence of mass term in the above expression would either imply the incompleteness of the expression via approximations in derivation or some oversight. A brief review of the derivation shows

$$F = -mgsin\theta$$

where the general expression of force is

$$F = m \left( \frac{dv}{dt} \right) \quad (2)$$

giving

$$m \left( \frac{dv}{dt} \right) = -mgsin\theta$$

The linear velocity 'v', can be converted to angular velocity with a useful approximation (the small angle approximation), i.e.  $\sin\theta \approx \theta$  using the relation

$$v = L \frac{d\theta}{dt} \quad (3)$$

Thus,

$$\begin{aligned} L \left( \frac{d^2\theta}{dt^2} \right) &= -g\theta \\ \left( \frac{d^2\theta}{dt^2} \right) &= -\frac{g}{L} = -\omega_o^2\theta \end{aligned}$$

It is from  $\omega_o = \sqrt{\frac{g}{L}}$ , that we obtain eqn(1). As per the equation, the undamped motion of the simple pendulum is indeed mass independent. But is the above derivation rigorous and exhaustive?

## 2 Time period of a Leaking Pendulum

The above derivation innocuously drops an important definition of force, defined as rate of change of momentum, i.e.  $F = \frac{dp}{dt} = \frac{d(mv)}{dt}$ . Eqn(2) follows only if mass is constant, which is not the case for a leaking pendulum. Thus, the derivation would require modifications.

$$\begin{aligned} \frac{d(mv)}{dt} &= -mgsin\theta \\ \frac{d}{dt} \left[ m \frac{d(L\theta)}{dt} \right] &= -mg\theta \end{aligned}$$

$$L \frac{d}{dt} \left[ m \frac{d\theta}{dt} \right] = -mg\theta \quad (4)$$

$$\frac{d^2\theta}{dt^2} + \left( \frac{1}{m} \frac{dm}{dt} \right) \frac{d\theta}{dt} = -\omega_o^2\theta \quad (5)$$

Eqn(5) is typically that of a damped pendulum and the time period would be given as

$$T = \frac{T_o}{\sqrt{1 - \frac{L}{4g} \left( \frac{1}{m} \frac{dm}{dt} \right)^2}} \quad (6)$$

The expression typically shows how the time period would vary with variation in mass. However, from the observations of the burette experiment as also from our observations in case of a pendulum made with a hollow bob filled with water, the time period initially increases and then starts falling. Eqn(6) can not explain this observation considering the rate of change of mass of a leaking pendulum will always have values greater than or equal to zero.

To investigate further into the equation, we consider the length of the pendulum also to be changing with time. Thus, the above derivation changes from the point of eqn(4). That is,

$$\begin{aligned} \frac{d(mv)}{dt} &= -mgsin\theta \\ \frac{d}{dt} \left[ m \frac{d(L\theta)}{dt} \right] &= -mg\theta \\ \frac{d^2\theta}{dt^2} + \left( \frac{2}{L} \frac{dL}{dt} + \frac{1}{m} \frac{dm}{dt} \right) \frac{d\theta}{dt} + \left( \frac{1}{L} \frac{d^2L}{dt^2} + \frac{1}{mL} \frac{dm}{dt} \frac{dL}{dt} \right) \theta &= -\omega_o^2\theta \end{aligned}$$

giving an expression for time period as

$$\frac{2\pi}{T} = \sqrt{\frac{g}{L} + \left( \frac{1}{L} \frac{d^2L}{dt^2} + \frac{1}{mL} \frac{dm}{dt} \frac{dL}{dt} \right) - \frac{1}{4} \left( \frac{2}{L} \frac{dL}{dt} + \frac{1}{m} \frac{dm}{dt} \right)^2} \quad (7)$$

For those who missed the rigorous definition of what constitutes the pendulum length would ponder how the length of the string used to suspend the bob would vary with time. That is, students carry a wrong notion that the length of the pendulum is the length of the string. This, however is only true if the bob is dense and considered a point mass with bob's radius far smaller than the length of the string. Practically, this is not the case and the length of the pendulum would be length of the string and the radius of the bob. The radius is included since the whole mass of the bob is concentrated at its center, or its center of mass. The length of the pendulum is hence rigorously defined as **distance between point of suspension to the center of mass of the pendulum**.

In case of a leaking bob, the decreasing water would give a moving center of mass (see fig 1). The length of the pendulum then can be written as

$$L = l + r_o - \chi \quad (8)$$

where ‘ $l$ ’, ‘ $r_o$ ’ and ‘ $\chi$ ’ is the length of the string, radius of the bob and the position of the center of mass written with respect to the bob’s center (set as origin) respectively. It is clear as water drips, initially the center of mass moves down giving  $+dL/dt$ . At some point when water content is low, the center of mass would tend to move back to the center, leading to  $-dL/dt$ . This change in sign would explain increasing time period followed by a decrease in it. The leaking pendulum thus not only helps to illustrate the requirement to appreciate the what is the length of the pendulum, but also adds the need for an expression of center of mass as a function of the water level or its mass. In the passages below we proceed to find an expression for the center of mass of our bob consisting a shell with water.

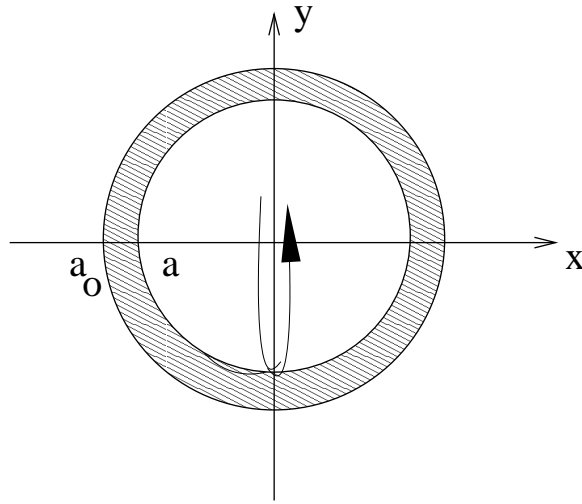


Figure 1: Variation of COM with water level and resultant variation in time period of oscillation.

In the following section we derive an expression for the variable mass simple pendulum, essentially considering the bob to be a hollow shell filled with water and as it leaks the water level varies.

### 3 Where is the Center of Mass

#### 3.1 Of a Shell

The calculation of the center of mass (COM) of a body starts with a evaluation of the body’s mass. Since the shell in question has spherical symmetry, the integral to calculate the mass is best done in polar coordinates. Thus,

$$m_{shell} = \rho_{shell} \int_{r=a}^{a_o} \int_{\theta=0}^{2\pi} \int_{\phi=-\pi/2}^{\pi/2} dr \times r d\theta \times r \cos\phi d\phi$$

$$\begin{aligned}
&= \rho_{shell} \int_{r=a}^{a_o} \int_{\theta=0}^{2\pi} \int_{\phi=-\pi/2}^{\pi/2} r^2 \cos\phi dr d\theta d\phi \\
&= \frac{4}{3} \pi \rho_{shell} (a_o^3 - a^3)
\end{aligned} \tag{9}$$

where ‘ $a_o$ ’ and ‘ $a$ ’ are the outer and inner radius of the shell whose density is ‘ $\rho_{shell}$ ’. The general expression for COM is given as

$$\chi = \frac{\sum m_i r_i}{M} \tag{10}$$

where  $M$  is the total mass of the body and  $m_i$  is the mass of small volume ( $dx_i dy_i dz_i$ ) of the body at  $r_i$  from the origin. Applying this to the problem of shell (using eqn 9), we have

$$\begin{aligned}
&= \frac{\rho_{shell}}{m_{shell}} \int_a^{a_o} \int_0^{2\pi} \int_{-\pi/2}^{\pi/2} r^2 \cos\phi dr d\theta d\phi (r \cos\theta \cos\phi \hat{i} + r \sin\theta \cos\phi \hat{j} + r \sin\phi \hat{k}) \\
&= \frac{\rho_{shell}(a_o^4 - a^4)}{4m_{shell}} \int_0^{2\pi} \int_{-\pi/2}^{\pi/2} \cos\phi d\theta d\phi (\cos\theta \cos\phi \hat{i} + \sin\theta \cos\phi \hat{j} + \sin\phi \hat{k}) \\
&= \frac{\rho_{shell}(a_o^4 - a^4)}{4m_{shell}} \int_0^{2\pi} \int_{-\pi/2}^{\pi/2} (\cos\theta \cos^2\phi \hat{i} + \sin\theta \cos^2\phi \hat{j} + \sin\phi \cos\phi \hat{k}) d\theta d\phi \\
&= \frac{\rho_{shell}(a_o^4 - a^4)}{4m_{shell}} \left[ 0\hat{i} + 0\hat{j} + 2\pi \int_{-\pi/2}^{\pi/2} (\sin\phi \cos\phi d\phi) \hat{k} \right] \\
&= 0\hat{i} + 0\hat{j} + 0\hat{k}
\end{aligned} \tag{11}$$

The COM is at the center of the shell.

### 3.2 Water Body

The water mass filled in the shell, when the shell is filled can be considered to be a sphere of radius ‘ $a$ ’, the shell’s inner radius. Now, consider disc of thickness ‘ $dz$ ’ is cut from the sphere at a distance ‘ $z$ ’ from the center. The disc has radius ‘ $r$ ’ (see fig 2) and hence it’s area would be

$$A = \pi r^2$$

The disc volume would be

$$dV = \pi r^2 dz$$

The mass associated with this disc would be

$$\begin{aligned}
dM &= \rho_{water} dV \\
&= \rho_{water} \pi r^2 dz
\end{aligned} \tag{12}$$

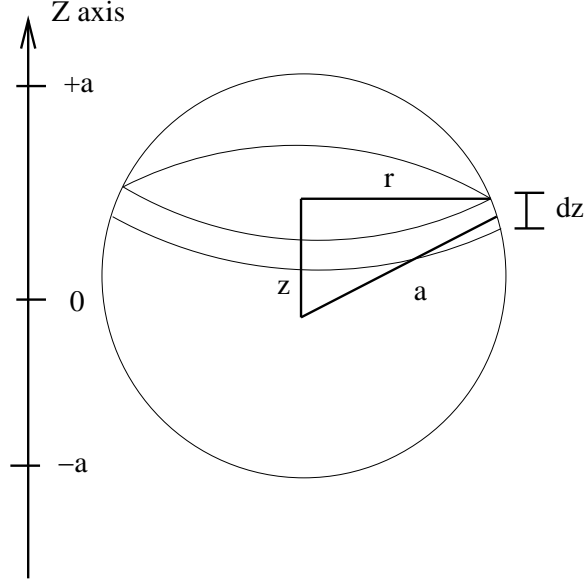


Figure 2: For deriving the center of mass of water body, we can consider the body to be sum of pile of disc of thickness 'dz' at a distance 'z' from the center. The disc radius 'r' would be a function of the distance of the disc from the center.

The net mass of the 'water sphere' hence would be

$$M_{water} = \rho_{water} \pi \int_{-a}^a r^2 dz$$

But radius of disc would depend on how far away from the center is the disc cut, hence  $r \rightarrow r(z)$ , which is obtained from simple rule  $r^2 = a^2 - z^2$ . Hence,

$$\begin{aligned} M_{water} &= \rho_{water} \pi \int_{-a}^a (a^2 - z^2) dz \\ &= \rho_{water} \pi \left( a^2 z - \frac{z^3}{3} \right) \Big|_{-a}^a \\ &= \rho_{water} \pi \left[ \left( a^3 - \frac{a^3}{3} \right) - \left( -a^3 + \frac{a^3}{3} \right) \right] \\ &= \rho_{water} \left( \frac{4\pi a^3}{3} \right) \end{aligned}$$

In case the sphere is not completely filled then the calculations remain the same, however, the limits change. Say the water level is at 'h', the limits change and calculations proceed as

$$M_{water} = \rho_{water} \pi \int_{-a}^h (a^2 - z^2) dz$$

$$\begin{aligned}
&= \rho_{water}\pi \left( a^2 z - \frac{z^3}{3} \right) \Big|_{-a}^h \\
&= \rho_{water}\pi \left[ \left( a^2 h - \frac{h^3}{3} \right) - \left( -a^3 + \frac{a^3}{3} \right) \right] \\
&= \rho_{water}\pi \left( \frac{2a^3}{3} + a^2 h - \frac{h^3}{3} \right)
\end{aligned} \tag{13}$$

The position of the center of mass then is calculated by solving the following integral

$$\begin{aligned}
\chi_{water} &= \frac{\rho_{water}\pi}{M_{water}} \int_{-a}^h z(a^2 - z^2) dz \\
&= \frac{\rho_{water}\pi}{M_{water}} \left( \frac{a^2 z^2}{2} - \frac{z^4}{4} \right) \Big|_{-a}^h \\
&= \frac{\rho_{water}\pi}{M_{water}} \left[ \left( \frac{a^2 h^2}{2} - \frac{h^4}{4} \right) - \left( \frac{a^4}{2} - \frac{a^4}{4} \right) \right] \\
&= \frac{\rho_{water}\pi}{M_{water}} \left( -\frac{a^4}{4} + \frac{a^2 h^2}{2} - \frac{h^4}{4} \right)
\end{aligned} \tag{14}$$

### 3.3 Of Leaking Bob

The COM of the pendulum's bob made by a thin shell filled with water can be evaluated using standard formula

$$\chi_{bob} = \frac{m_{shell}\chi_{shell} + M_{water}\chi_{water}}{m_{shell} + M_{water}} \tag{15}$$

As evaluated in eqn(11), the shell's COM will always be at it's center, which we take as the origin. Hence, eqn(15) reduces to

$$\chi_{bob} = \frac{M_{water}\chi_{water}}{m_{shell} + M_{water}} \tag{16}$$

Using eqn(9), eqn(13) and eqn(14) we have

$$\begin{aligned}
\chi_{bob} &= \frac{\rho_{water}\pi \left( -\frac{a^4}{4} + \frac{a^2 h^2}{2} - \frac{h^4}{4} \right)}{\frac{4}{3}\pi\rho_{shell}(a_o^3 - a^3) + \rho_{water}\pi \left( \frac{2a^3}{3} + a^2 h - \frac{h^3}{3} \right)} \\
&= \frac{\rho_{water} \left( -\frac{a^4}{4} + \frac{a^2 h^2}{2} - \frac{h^4}{4} \right)}{\frac{4}{3}\rho_{shell}(a_o^3 - a^3) + \rho_{water} \left( \frac{2a^3}{3} + a^2 h - \frac{h^3}{3} \right)} \\
&= \frac{3\rho_{water}(-a^4 + 2a^2 h^2 - h^4)}{16\rho_{shell}(a_o^3 - a^3) + 4\rho_{water}(2a^3 + 3a^2 h - h^3)}
\end{aligned}$$

The above equation will give the variation of bob's COM as water leaks. The density of water is unity, hence

$$\chi_{bob} = \frac{3(-a^4 + 2a^2h^2 - h^4)}{16\rho_{shell}(a_o^3 - a^3) + 4(2a^3 + 3a^2h - h^3)} \quad (17)$$

For the purpose of plotting it would be better to define a normalized variable,  $(h/a)$  and rewrite the above equation. We have

$$\begin{aligned} \chi_{bob} &= \frac{3a^4 \left[ -1 + 2 \left( \frac{h}{a} \right)^2 - \left( \frac{h}{a} \right)^4 \right]}{16\rho_{shell}a^3 \left[ \left( \frac{a_o}{a} \right)^3 - 1 \right] + 4a^3 \left[ 2 + 3 \left( \frac{h}{a} \right) - \left( \frac{h}{a} \right)^3 \right]} \\ &= \frac{3a(-1 + 2x^2 - x^4)}{16\rho_{shell} \left[ \left( \frac{a_o}{a} \right)^3 - 1 \right] + 4(2 + 3x - x^3)} \end{aligned} \quad (18)$$

where  $\frac{a_o}{a}$  would have a value greater than unity. The first term in the denominator would depend on the shell's thickness and it's density, hence we write

$$\chi_{bob} = \frac{3a(-1 + 2x^2 - x^4)}{K + 4(2 + 3x - x^3)} \quad (19)$$

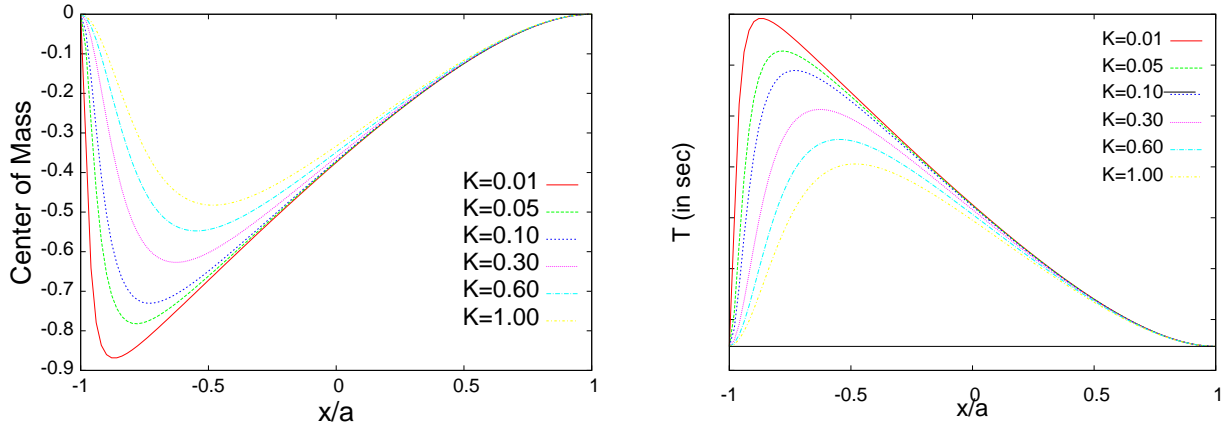


Figure 3: Variation of COM with water level and resultant variation in time period of oscillation.

The above mathematics imply that the varying mass of the pendulum (as water flows from the bob) results in change in center of mass and in turn the length of the pendulum (basically from results flowing from eqn 8, eqn 13 and eqn 19). In other words the length of a varying mass pendulum is closely related to the mass. Figure 3 shows the changing position of the bob's



center of mass as the water level in it changes along with resulting oscillation time period. The curves were generated using eqn(19), eqn(8) and eqn(1). Though not an exhaustive calculation it easily shows the increase followed by decrease in time period of oscillation as the pendulum's mass varies.

The plots are a family of curves, generated for various “shell parameters (K)”, which depends of the shell material's density and it's thickness. It is clear from these curves that to get good resolvable experimental results, it is best to use a shell of very small thickness and moderate density ('K' small). This ensures the center of mass of the shell-water body system is strongly controlled by the water body. Based on these ideas experimental results are being gathered and would be reported in future.

## 4 Conclusion

The article discusses the problem of a variable mass pendulum. The increasing followed by decreasing time period of oscillation is a novel feature. Though simply explained via variation in the pendulum length, the discussion of this problem in a classroom is of rich pedagogical value. Experimental verification of these ideas would further enrich the experience of applying concepts such as center of mass which is usually studied with theoretical emphasis.

## References

- [1] Raymond W. Mires and Randall D. Peters, Am. J. Phys. **62** (1994) 137.