

Indication of a deeply bound compact K^-pp state formed in the $pp \rightarrow p\Lambda K^+$ reaction at 2.85 GeV

T. Yamazaki^{1,2}, M. Maggiora³, P. Kienle^{4,5}, K. Suzuki⁴, A. Amoroso³, M. Alexeev³, F. Balestra³, Y. Bedfer⁶,
R. Bertini^{3,6}, L. C. Bland⁷, A. Brenschede⁸, F. Brochard⁶, M. P. Bussa³, Seonho Choi⁷, M. L. Colantoni³,
R. Dressler⁹, M. Dziedzic⁷, J.-Cl. Faivre⁶, L. Ferrero³, J. Foryciarz^{10,11}, I. Fröhlich⁸, V. Frolov⁹,
R. Garfagnini³, A. Grasso³, S. Heinz^{3,6}, W. W. Jacobs⁷, W. Kühn⁸, A. Maggiora³, D. Panziera¹², H.-W. Pfaff⁸,
G. Pontecorvo^{3,9}, A. Popov⁹, J. Ritman⁸, P. Salabura¹⁰, S. Sosio³, V. Tchalyshov⁹, and S. E. Vigdor⁷,

¹ Department of Physics, University of Tokyo, Tokyo, 116-0033 Japan

² RIKEN Nishina Center, Wako, Saitama, 351-0198 Japan

³ Dipartimento di Fisica Generale “A. Avogadro” and INFN, Torino, Italy

⁴ Stefan Meyer Institute for Subatomic Physics, Austrian Academy of Sciences, Vienna, Austria

⁵ Excellence Cluster Universe, Technische Universität München, Garching, Germany

⁶ Laboratoire National Saturne, CEA Saclay, France

⁷ Indiana University Cyclotron Facility, Bloomington, Indiana, U.S.A.

⁸ II. Physikalisches Institut, Universität Gießen, Germany

⁹ Forschungszentrum Rossendorf, Germany

¹⁰ M. Smoluchowski Institute of Physics, Jagellonian University, Kraków, Poland

¹¹ H. Niewodniczanski Institute of Nuclear Physics, Kraków, Poland and

¹² Università del Piemonte Orientale and INFN, Torino, Italy

(Dated: Revised, September 9, 2018)

We have analyzed data of the DISTO experiment on the exclusive $pp \rightarrow p\Lambda K^+$ reaction at 2.85 GeV to search for a strongly bound compact K^-pp ($\equiv X$) state to be formed in the $pp \rightarrow K^+ + X$ reaction. The observed spectra of the K^+ missing-mass and the $p\Lambda$ invariant-mass with high transverse momenta of p and K^+ revealed a broad distinct peak with a mass $M_X = 2265 \pm 2$ (stat) ± 5 (syst) MeV/ c^2 and a width $\Gamma_X = 118 \pm 8$ (stat) ± 10 (syst) MeV.

Recently, it was predicted that a strongly bound K^-pp system with a short p - p distance [1, 2] can be formed in a $p + p \rightarrow p + \Lambda^* + K^+$ reaction with an enormously large sticking probability between $\Lambda^* \equiv \Lambda(1405)$ and p due to the short range and high momentum transfer of the pp reaction [3, 4]. Thus, the issue whether the K^-pp and other kaonic nuclei have ultra high nuclear density or not can be answered by examining this prediction experimentally. Here, we report that existing data of a DISTO experiment show an evidence for this “exotic” formation. Preliminary reports have been published [5, 6].

K^-pp (a symbolical notation; more generally, $(\bar{K}NN)_{S=0, I=1/2}$) is the simplest kaonic nuclear bound system, predicted to be a quasi-stable state with a mass $M = 2322$ MeV/ c^2 , a binding energy $B_K = 48$ MeV and a partial decay width $\Gamma_{\Sigma\pi p} = 61$ MeV [1, 2]. A detailed theoretical analysis, based on the Ansatz (called “strong binding regime”) that the $\Lambda(1405)$ resonance is an $I = 0$ $\bar{K}N$ quasi-bound state embedded in a $\Sigma\pi$ continuum, has shown that K^-pp has a molecule-like structure in which the K^- migrates between the two protons, causing a *super-strong nuclear force* [3, 4, 7]. The strongly bound nature of K^-pp is also supported by recent Faddeev calculations [8, 9]. On the other hand, recent theories based on chiral dynamics predict the K^-p pole to be located at 1420-1430 MeV/ c^2 , close to the $\bar{K} + N$ threshold, leading to a “weak” $\bar{K}N$ interaction [10, 11] (“weak-binding regime”), and thus to a very shallow K^-pp state [12]. Since the issue is pertinent to the existence of dense kaonic nuclear states [1, 2, 13, 14] and eventually to the problem of kaon condensation [15], it is of vital

importance to distinguish between the “strong binding” and the “weak binding” regimes by studying the K^-pp formation in the pp reaction experimentally. So far, only little experimental information is available. A FIN-UDA experiment of K^- absorption at rest in light nuclei [16] reported that the observed invariant-mass spectrum, $M(p\Lambda)$, showed a peak-like structure with $M = 2255 \pm 7$ MeV/ c^2 , $B_K = 115 \pm 7$ MeV and $\Gamma = 67 \pm 14$ MeV/ c^2 , but unfortunately, its lower part is suppressed by the detector acceptance and no information for the shape of possible physical background is available.

The DISTO experiment, originally aimed at comprehensive studies of strangeness exchange reactions in pp collisions, was carried out at the SATURNE accelerator at Saclay [17, 18]. We have analyzed the experimental data set of exclusive reaction products, $p\Lambda K^+$, at the incident kinetic energy of 2.85 GeV (see details in [6]). For this purpose Λ events were preselected by identification of the $\Lambda \rightarrow p\pi^-$ decay, and a missing-mass spectrum of $\Delta M(pK^+)$ showed peaks of Λ , Σ^0 and $\Sigma^0(1385) + \Lambda(1405)$. Then, they were used for a kinematical refit of four particles, p, p, K^+, π^- , where the reconstructed invariant mass $M_{p\pi^-}$ is constrained to the Λ mass and the four-body missing mass is constrained to 0 or M_{π^0} . The reaction products are selected by asking for the Dalitz regions kinematically accessible by the $p\Lambda K^+$ and $p\Sigma^0 K^+$ final states. The missing-mass spectrum, $\Delta M(pK^+)$, thus obtained, is shown in Fig. 1 (left). We selected about 177,000 exclusive $p\Lambda K^+$ events by setting the Λ gate as shown. The impurity of Σ^0 in this Λ gate is estimated to be 4.5 %. The Σ^0 impurity is found to be

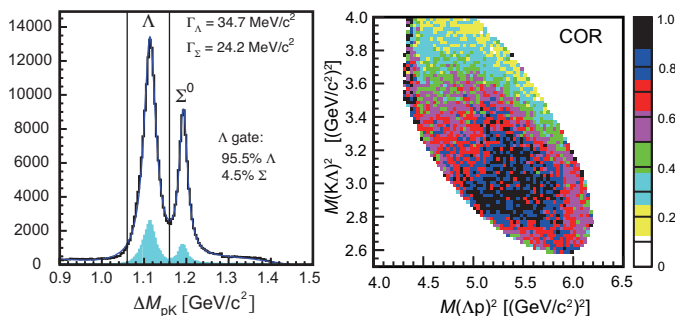


FIG. 1. (Left) A $\Delta M(pK^+)$ spectrum of raw data after the kinematically constrained refit, acceptance uncorrected; the small shaded histogram includes events after p and K^+ cuts applied to obtain final spectra. (Right) An acceptance-corrected Dalitz plot of the exclusive $pp \rightarrow p\Lambda K^+$ reaction products at 2.85 GeV.

reduced to 2.6 % for events in final spectra to be shown later.

The exclusive $p\Lambda K^+$ data not only correspond to the “ordinary” Λ production process:

$$[\text{ordinary}] \quad p + p \rightarrow p + \Lambda + K^+, \quad (1)$$

but also may include the “exotic” process involving the $K^- pp$ bound state ($\equiv X$):

$$[\text{exotic}] \quad p + p \rightarrow K^+ + X, \quad X \rightarrow p + \Lambda. \quad (2)$$

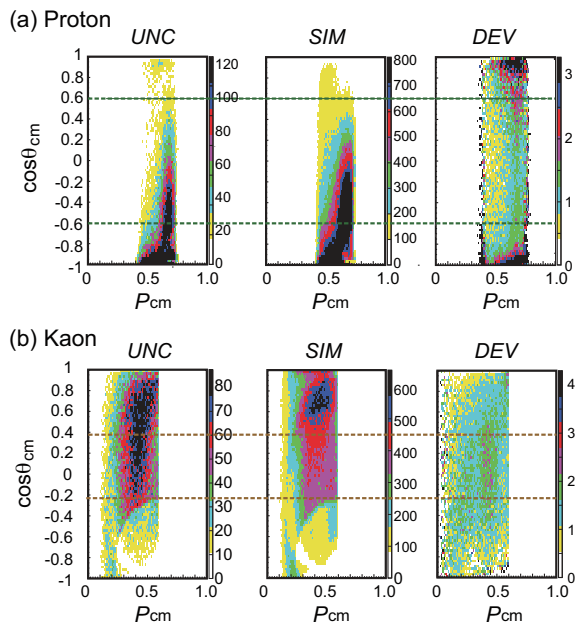


FIG. 2. Momentum distributions, P , versus $\cos \theta$ in c.m. of (a) p and (b) K^+ . Each block consists of UNC (uncorrected), SIM (simulated), and DEV (deviation) data. The horizontal dotted lines define $-0.6 < \cos \theta_{\text{cm}}(p) < 0.6$ and $-0.2 < \cos \theta_{\text{cm}}(K) < 0.4$, to be used for proton-angle and K^+ -angle cuts.

We show in Fig. 1 (right) an acceptance-corrected Dalitz plot of all the $p\Lambda K^+$ events in the plane of $x = M(p\Lambda)^2$ vs $y = M(\Lambda K^+)^2$. The expected Dalitz distribution of the “ordinary” process (1) is continuous without any local bump structure [19]. On the other hand, the observed distribution, Fig. 1 (right), reveals some structure that cannot be explained by the “ordinary” process. However, the Dalitz plot alone cannot discriminate between the “ordinary” and the “exotic” processes. It is important to study the angular distributions and momentum spectra of p , Λ and K^+ , with respect to the incident beam, which are hidden in the Dalitz presentation.

Hereafter, we show *uncorrected experimental* spectral distribution of a kind α ($UNC^{(\alpha)}$) together with *simulated data* ($SIM^{(\alpha)}$). Each $SIM^{(\alpha)}$ distribution is calculated for events of the “ordinary” $pK^+\Lambda$ process (1) according to a uniform phase-space distribution, folded with the DISTO acceptance, and then fed to the complete reconstruction and analysis chain for $UNC^{(\alpha)}$, fulfilling hence the same cuts and refitting procedure. In view of possible uncertainties in the efficiency matrix we adopt a method to obtain an *efficiency-compensated* presentation of the experimental data, that is, by calculating a *deviation spectrum* for each bin as defined by

$$DEV^{(\alpha)} \equiv UNC^{(\alpha)} / SIM^{(\alpha)}. \quad (3)$$

Each $DEV^{(\alpha)}$ spectrum is, of course, different from the intensity distribution, which is generally bell-shaped due to the phase-space density. $DEV^{(\alpha)}$ is free, not only from the phase-space density, but also from possible uncertainty in the efficiency. A $DEV^{(\alpha)}$ distribution is generally flat, but indicates a structure when a physically meaningful deviation from the uniform phase-space distribution occurs. This *deviation-spectrum method* is valid, when the selected events are 100% exclusive $p\Lambda K^+$ [6]. The actual purity of the Λ selection is about 95 %, and is even higher for events taken in the final spectra. The validity can be examined from the equivalence of $M(p\Lambda)$ and $\Delta M(K^+)$, which are in fact found to be nearly identical to each other.

Figure 2 shows the UNC , SIM and DEV distributions of the momentum P vs $\cos \theta$ in c.m. of p and K^+ . The UNC data as well as the SIM data show that the p distribution is extremely backward, which arises from the large acceptance of the DISTO detector for $\Lambda \rightarrow p + \pi^-$ decay in the forward direction. The DEV distributions of p and Λ (not shown), both peaked at $\cos \theta = \pm 1$ in c.m., are remarkably symmetric, as expected from the symmetric pp collision in c.m. This fact justifies the present acceptance correction on SIM .

Since the maximum momentum of p in the “ordinary” process of $p\Lambda K^+$ is 0.751 GeV/c , the dominating proton group at extremely backward angles ($\cos \theta_{\text{cm}}(p) < -0.9$) has a transverse momentum, $P_T < 0.3 \text{ GeV}/c$. This fact is understood as the “ordinary” process of low transverse momentum P_T [19]. On the other hand, since the proton group of large-angle emission includes a much less amount of the “ordinary” process, the relative contribu-

tion of the “exotic” process, involving the decay of X with a transverse momentum of around $0.4 \text{ GeV}/c$, is expected to be larger. So, it is extremely interesting to distinguish X from the dominant “ordinary” process by applying proton-angle cuts, such as “large-angle proton” (LAP) cut: $|\cos \theta_{\text{cm}}(p)| < 0.6$ and “small-angle proton” (SAP) cut: $|\cos \theta_{\text{cm}}(p)| > 0.6$.

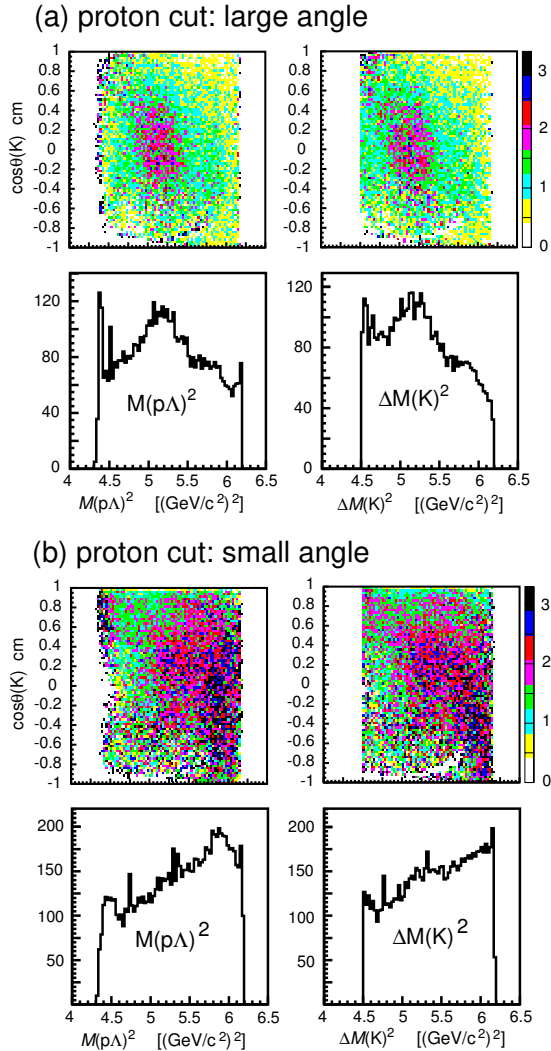


FIG. 3. (a) Events with LAP cut ($|\cos \theta_{\text{cm}}(p)| < 0.6$) and (b) events with SAP cut ($|\cos \theta_{\text{cm}}(p)| > 0.6$). Each frame consists of (upper) DEV spectra of 2-dimensional $M(p\Lambda)^2$ and $\Delta M(K)^2$ vs $\cos \theta_{\text{cm}}(K)$ and (lower) DEV spectra of 1-dimensional $M(p\Lambda)^2$ and $\Delta M(K)^2$.

The DEV K^+ spectrum of Fig. 2 (b) already shows that the $P_{\text{cm}}(K)$ has a monoenergetic component around $0.4 \text{ GeV}/c$ even before applying the proton-angle cut, which could be a signature for a two-body process, $pp \rightarrow K^+X$. It is to be noted that this component is present in the UNC data, and thus, the component appearing in the DEV data *cannot be a fake* that might originate from the correction, since SIM is smooth in this region.

Figure 3 shows DEV spectra of $M(p\Lambda)^2$ and $\Delta M(K)^2$

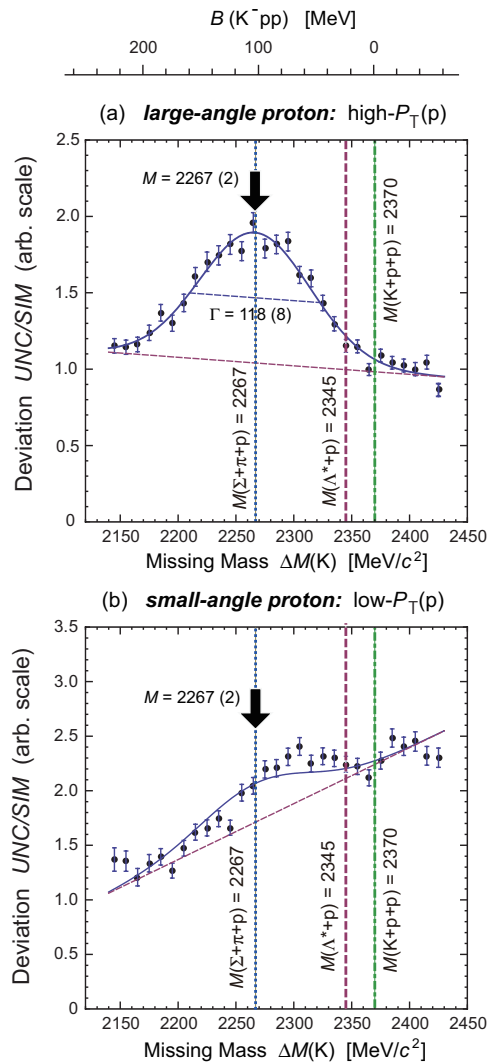


FIG. 4. (a) Observed DEV spectra of $\Delta M(K^+)$ of events with LAP emission ($|\cos \theta_{\text{cm}}(p)| < 0.6$) and (b) with SAP emission ($|\cos \theta_{\text{cm}}(p)| > 0.6$). Both selected with large-angle K^+ emission ($-0.2 < \cos \theta_{\text{cm}}(K^+) < 0.4$).

and their correlations with $\cos \theta_{\text{cm}}(K)$ for (a) LAP and (b) SAP. Clearly, the vertical band in the $P_{\text{cm}}(K)$ vs $\cos \theta_{\text{cm}}(K)$ plot, now converted into $M(p\Lambda)^2$ and $\Delta M(K)^2$, is enhanced with LAP. A distinct peak is seen at around $x \sim 5.15$, corresponding to $M_X \approx 2.27 \text{ GeV}/c^2$. We have demonstrated that the proton-angle cut is very effective in discriminating the X formation process (monoenergetic emission of K^+) from the “ordinary” process. The DEV spectra of SAP, as shown in Fig. 3 (b), are remarkably flat. The linear shape with a positive gradient of (b) is well accounted for by the “ordinary” $pp \rightarrow p\Lambda K^+$ mechanism with a collision length of \hbar/m_{BC} with $m_B \sim 0.2 \text{ GeV}/c^2$, which explains the proton angular distribution as well [19]. In great contrast, the observed DEV spectra of LAP (a) reveal a large bump on a flat horizontal background.

We find from Fig. 2 (b) that the geometrical acceptance of K^+ is not flat in the forward and backward c.m. zones

of K^+ emission, as seen in both *UNC* and *SIM*. Thus, we applied cuts, $-0.2 < \cos\theta_{\text{cm}}(K) < 0.4$, to obtain final *DEV* spectra, where enhanced monoenergetic X -events are observed at large K^+ c.m. angles.

In summary, we have observed a large broad peak in the *DEV* spectrum of $\Delta M(K^+)$ (and $M(p\Lambda)$), as shown in Fig. 4 (a), which is associated with LAP. On the other hand, in Fig. 4 (b) for SAP, a linear background dominates. We made simple fitting of the *DEV* spectrum of $\Delta M(K^+)$ with LAP (a) by a Gaussian + linear background, and obtained

$$M_X = 2265 \pm 2 \text{ (stat)} \pm 5 \text{ (syst)} \text{ MeV}/c^2, \quad (4)$$

$$\Gamma_X = 118 \pm 8 \text{ (stat)} \pm 10 \text{ (syst)} \text{ MeV}. \quad (5)$$

The best-fit χ^2/ndf value is $34.2/24 = 1.4$. The peak height amounts to about $26\text{-}\sigma$ statistical significance. The *DEV* spectrum of $\Delta M(K^+)$ with SAP (b) can be fitted with the same Gaussian shape and another linear background, as shown. The very different background slopes of (a) and (b) are accounted for by a simple reaction model [19]. The Gaussian-like peak persists in (b) despite the larger background for SAP. The observed mass of X is close to $M(p\Lambda) \sim 2255 \text{ MeV}/c^2$ of the K^-pp candidate reported by FINUDA [16].

The X production rate is found to be as much as the $\Lambda(1405)(= \Lambda^*)$ production rate, which is roughly 20 % of the total Λ production rate. Such a large formation is theoretically possible *only when the p - p (or Λ^* - p) rms distance in X is shorter than 1.7 fm* [3, 4], whereas the average N - N distance in ordinary nuclei is 2.2 fm. The $pp \rightarrow \Lambda^* + p + K^+ \rightarrow X + K^+$ reaction produces Λ^* and p of large momenta, which can match the internal momenta

of the off-shell Λ^* and p particles in the bound state of $X = \Lambda^*p$, only if X exists as a dense object. Thus, the dominance of the formation of the observed X at high momentum transfer ($\sim 1.6 \text{ GeV}/c$) gives direct evidence for its compactness of the produced K^-pp cluster.

The observed mass of X corresponds to a binding energy $B_K = 105 \pm 2 \text{ (stat)} \pm 5 \text{ (syst)} \text{ MeV}$ for $X = K^-pp$. It is larger than the original prediction [2, 8, 9]. It could be accounted for, if the $\bar{K}N$ interaction is effectively enhanced by 25 %, thus suggesting additional effects to be investigated [4, 22]. On the other hand, the theoretical claims for shallow \bar{K} binding [10–12] do not seem to be in agreement with the present observation.

As shown in Fig. 4, the peak is located nearly at the $\Sigma\pi$ emission threshold, below which the $N\Sigma\pi$ decay is not allowed. The expected partial width, $\Gamma_{N\Sigma\pi}$, must be much smaller than the predicted value of 60 MeV [2], when we take into account the pionic emission threshold realistically by a Kapur-Peierls procedure (see [20]). Thus, $\Gamma_{\text{non-}\pi} = \Gamma_{p\Lambda} + \Gamma_{N\Sigma} = \Gamma_{\text{obs}} - \Gamma_{N\Sigma\pi} \approx 100 \text{ MeV}$, which is much larger than recently calculated non-pionic widths for the normal nuclear density, $\Gamma_{\text{non-}\pi} \sim 20 - 30 \text{ MeV}$ [7, 21, 22]. The observed enhancement of $\Gamma_{\text{non-}\pi}$ roughly by a factor of 3 seems to be understood with the compact nature of K^-pp [4].

We are indebted to the stimulating discussion of Professor Y. Akaishi and R.S. Hayano. This research was partly supported by the DFG cluster of excellence ‘‘Origin and Structure of the Universe’’ of Technische Universität München and by Grant-in-Aid for Scientific Research of Monbu-Kagakusho of Japan. One of us (T.Y.) acknowledges the support by an Award of the Alexander

-
- [1] Y. Akaishi and T. Yamazaki, Phys. Rev. **C 65**, 044005 (2002).
[2] T. Yamazaki and Y. Akaishi, Phys. Lett. **B 535**, 70 (2002).
[3] T. Yamazaki and Y. Akaishi, Proc. Jpn Acad. **B 83**, 144 (2007); arXiv:0706.3651v2.
[4] T. Yamazaki and Y. Akaishi, Phys. Rev. **C 76**, 045201 (2007).
[5] T. Yamazaki *et al.*, Hyperfine Interactions **193**, 181 (2009).
[6] M. Maggiora *et al.*, Proc. Int. Conf. Hyp-X (Tokai, 2009); arXiv:0912.5116 [hep-ex].
[7] M. Faber, A.N. Ivanov, P. Kienle, J. Marton and M. Pitschmann, arXiv:0912.2084v1 [nucl-th]
[8] N.V. Shevchenko, A. Gal and J. Mares, Phys. Rev. Lett. **98**, 082301 (2007) ; N.V. Shevchenko, A. Gal, J. Mares and J. Révai, Phys. Rev. **C 76**, 044004 (2007).
[9] Y. Ikeda and T. Sato, Phys. Rev. **C 76**, 035203 (2007).
[10] D. Jido, J.A. Oller, E. Oset, A. Ramos and U.-G. Meissner, Nucl. Phys. **A725**, 181 (2003); V.K. Magas, E. Oset and A. Ramos, Phys. Rev. Lett. **95**, 052301 (2005).
[11] T. Hyodo and W. Weise, Phys. Rev. **C 77**, 035204 (2008).
[12] A. Doté, T. Hyodo and W. Weise, Phys. Rev. **C 79**, 014003 (2009).
[13] A. Doté, H. Horiuchi, Y. Akaishi and T. Yamazaki, Phys. Lett. **B 590**, 51 (2004); Phys. Rev. **C 70**, 044313 (2004).
[14] T. Yamazaki, A. Doté and Y. Akaishi, Phys. Lett. **B 587**, 167 (2004).
[15] D.B. Kaplan and A.E. Nelson, Phys. Lett. **B 175**, 57 (1986); G.E. Brown, C.H. Lee, M. Rho and V. Thorsson, Nucl. Phys. **A 567**, 937 (1994).
[16] M. Agnello *et al.*, Phys. Rev. Lett. **94**, 212303 (2005).
[17] F. Balestra *et al.*, Nucl. Instr. Meth. **426**, 385 (1999).
[18] M. Maggiora *et al.*, Nucl. Phys. **A691**, 329c (2001).
[19] Y. Akaishi and T. Yamazaki, private comm. (2008).
[20] Y. Akaishi, Khin Swe Myint and T. Yamazaki, Proc. Jpn. Acad., Series B, **84**, 264 (2008).
[21] T. Sekihara, D. Jido and Y. Kanada-En’yo, Phys. Rev. **C 79**, 062201(R) (2009).
[22] S. Wycech and A.M. Green, Phys. Rev. **C 79**, 014001 (2009).