

Electronic correlations in vanadium chalcogenides: BaVSe₃ versus BaVS₃

Daniel Grieger, Lewin Boehnke and Frank Lechermann

I. Institut für Theoretische Physik, Universität Hamburg, Jungiusstr. 9,
D-20355 Hamburg, Germany

E-mail: daniel.grieger@physnet.uni-hamburg.de

Abstract. Albeit structurally and electronically very similar, at low temperature the quasi-one-dimensional vanadium sulfide BaVS₃ shows a metal-to-insulator transition via the appearance of a charge-density-wave state, while BaVSe₃ apparently remains metallic down to zero temperature. This different behavior upon cooling is studied by means of density functional theory and its combination with the dynamical mean-field theory and the rotationally-invariant slave-boson method. We reveal several subtle differences between these chalcogenides that provide indications for the deviant behavior of BaVSe₃ at low temperature. In this regard, a smaller Hubbard U in line with an increased relevance of the Hund's exchange J plays a vital role.

PACS numbers: 71.45.Gm, 71.45.Lr, 71.30.+h, 73.20.Mf, 71.15.Mb

Submitted to: *J. Phys.: Condens. Matter*

(Some figures in this article are in color only in the electronic version)

1. Introduction

The discussion of electronic correlation effects in 3d-transition-metal compounds appears often dominantly reserved for the physics of oxides, e.g. for cuprates, manganites, ruthenates, or more recently cobaltates. However there is increasing awareness that strong correlation effects are also relevant for many intriguing electronic phase transitions of various chalcogenides such as the metal-insulator transition (MIT) in NiS_{2-x}Se_x [1], the charge-density wave (CDW) transition in NbSe₃ [2] or the recent discovery of higher-temperature superconductivity in Fe-chalcogenides. In this respect, the vanadium chalcogenides with the quasi-two-dimensional X-VS₂ misfit-layer structures [3] and the quasi-one-dimensional (1D) BaV(S,Se)₃ systems offer a unique opportunity to study the interplay of correlation effects and effective low-dimensionality in these transition-metal compound systems.

Here we want to concentrate on the subtle comparison of the quasi-1D barium vanadium chalcogenide systems. It will become evident that the vanadium selenide BaVSe₃ is in effect rather similar to the corresponding vanadium sulfide BaVS₃ in many

respects. The latter compound has been the subject of various studies concerning its complex electronic structure throughout the last decades [4–12]. This sulfide exhibits three continuous phase transitions with decreasing temperature, one of which is a highlighting metal-to-paramagnetic-insulator transition at $T_{MIT} \sim 70K$. Though the exact details of the scenario are still to be revealed, strong evidence exists [11,13] that this transition is associated with a CDW instability. Interestingly, such a transition cannot be found in the similar selenide compound, which remains metallic down to very low temperatures [14]. This raises questions about the delicate electronic and structural differences that anticipate a possible CDW in these chalcogenides. Hence the present investigation is devoted to a detailed comparison between the correlated electronic structure of $BaVS_3$ and $BaVSe_3$.

Concerning the structural properties, many features of $BaVSe_3$ are akin to the ones of $BaVS_3$. At room temperature, both materials exhibit a hexagonal structure in which the vanadium atoms form straight chains in the crystallographic c direction. The intrachain V-V distance is less than half of the interchain distance, so that one is tempted to identify a quasi-1D substructure in these compounds. The chains become slightly distorted in the ab plane with a zigzag distortion in the bc plane at the continuous transition temperature $T_S \sim (240K, 290K)$ (sulfide, selenide) [15, 16]. Thus, below this temperature regime, an orthorhombic crystal structure is stabilized for both materials. Furthermore, the additional metal-to-insulator transition of the sulfide is accompanied by a doubling of the unit cell and a transition to the monoclinic crystal system [13], whereas the selenide remains orthorhombic down to very low temperature. Both chalcogenides display local-moment behavior at ambient T and a final continuous magnetic ordering transition. While in $BaVS_3$ an incommensurate antiferromagnetic (Néel) order develops below $T_N \sim 30K$ [17], $BaVSe_3$ undergoes a ferromagnetic transition at $T_C \sim 43K$ [16,18].

The electronic structure of both materials in the low-energy regime is dominated by the nominal V^{4+} valence, so that they can be described as $3d^1$ compounds with a t_{2g} -like manifold at the Fermi level [5,10,12]. The latter consists of an A_{1g} -like orbital pointing along the vanadium chain direction as well as two E_g -like orbitals pointing inbetween the neighboring sulfur/selenium ions, respectively. Due to strong hybridization with $S(3p)/Se(4p)$, the $V(e_g)$ states have mainly high-energy weight and may be integrated out in a first low-energy approximation. Hence the essential physics of these systems can be described within a three-band model approach [12]. The two E_g states are degenerate in the hexagonal structure, but split into an E_{g1} and an E_{g2} state in the orthorhombic regime. Due to their somewhat isolated orbital space, the hybridization with the environment is comparably small. For this reason, they form very narrow bands that show almost no dispersion. In contrast, the A_{1g} orbitals display a larger dispersion along the V chain direction. Hence, in a minimal model, the physics of these materials essentially boils down to the interplay of an itinerant and two localized states sharing a single electron.

2. Theoretical Framework

Due to the obviously delicate electronic systems in $BaVS_3$ and $BaVSe_3$, with narrow bands at the Fermi level and local-moment physics, methods are needed that allow us to take into account many-body effects explicitly, i.e. beyond the standard density functional theory (DFT) in its local density approximation (LDA) to the exchange-correlation energy. In the present work, the opportunity is taken to compare two different approaches for this task, namely the LDA+DMFT [19, 20] framework in conjunction with a highly-evolved quantum-Monte-Carlo impurity solver as well as the combination of LDA with the rotationally-invariant slave-boson formalism (RISB) [21, 22].

The DFT parts of the following calculations have been performed using a mixed-basis pseudopotential (MBPP) code [23], which utilizes norm-conserving pseudopotentials and a combined basis set of plane waves as well as non-overlapping localized functions. From the LDA band structure, by means of the maximally-localized Wannier function construction [24–26], a low-energy Kohn-Sham (KS) Hamiltonian $H_{KS}^{(C)}(\mathbf{k})$ within a correlated subspace \mathcal{C} is extracted [27]. In this work we restrict all self-energy effects to this subspace and hence may write the local interacting Green's function as

$$G_{mm'}(i\omega_n) = \sum_{\mathbf{k}} \left\{ \left[(i\omega_n + \mu)\mathbb{1} - H_{KS}^{(C)}(\mathbf{k}) - \Sigma^{(C)}(i\omega_n) \right]^{-1} \right\}_{mm'}. \quad (1)$$

Here ω_n are Matsubara frequencies and $\Sigma^{(C)}$ is the self-energy matrix for the correlated orbitals denoted by m, m' . Note that (1) is written in the DMFT approximation, i.e., with a purely local self-energy (for a review see e.g. [28]). The mean-field version of RISB which is put into practice in the present work also has a local self-energy by construction. Moreover, the RISB self-energy only captures the linear term of the frequency dependence, expressed via the quasiparticle weight Z , as well as a local static part [12]. Thus without going into details, the main differences between DMFT and RISB (in the mean-field version) is the neglect of the frequency dependence of the higher-energy excitations in the latter framework. However, as a saddle-point approximation the performance is fairly efficient, with reliable qualitative (and often even good quantitative) results in most cases. It is also important to realize that although we use here a lattice-implementation of the RISB method, this technique may equally well be utilized as an impurity solver for standard DMFT. Due to the inherent local nature at the saddle-point, this specific DMFT impurity solution is then identical to the direct lattice-calculation result.

In the present work, the explicit quantum impurity problem within DMFT is solved using the continuous-time quantum-Monte-Carlo (CTQMC) approach employing the hybridization-expansion method [29]. For the actual computations the recent implementation by Ferrero and Parcollet (see [30, 31]) is employed. Both frameworks, i.e., DMFT (CTQMC) and RISB, allow for non-density-density terms in the many-body Hamiltonian, which we restrict in the present case to spin-flip and pair-hopping

processes. Thus the following interacting Hamiltonian for the minimal modeling may be used:

$$\begin{aligned} \hat{H}_{\text{int}} = & U \sum_m \hat{n}_{m\uparrow} \hat{n}_{m\downarrow} + \frac{1}{2} \sum_{m \neq m'} \sum_{\sigma} [U' \hat{n}_{m\sigma} \hat{n}_{m'\bar{\sigma}} + (U' - J) \hat{n}_{m\sigma} \hat{n}_{m'\sigma}] \\ & + \frac{1}{2} \sum_{m \neq m'} \sum_{\sigma} [J \hat{d}_{m\sigma}^{\dagger} \hat{d}_{m'\bar{\sigma}}^{\dagger} \hat{d}_{m\bar{\sigma}} \hat{d}_{m'\sigma} + J_C \hat{d}_{m\sigma}^{\dagger} \hat{d}_{m\bar{\sigma}}^{\dagger} \hat{d}_{m'\bar{\sigma}} \hat{d}_{m'\sigma}] \quad , \end{aligned} \quad (2)$$

where $\hat{n}_{m\sigma} = \hat{d}_{m\sigma}^{\dagger} \hat{d}_{m\sigma}$, with $\hat{d}_{m\sigma}^{(\dagger)}$ as the electron annihilation (creation) operator for orbital m and spin σ . Throughout the calculations, the choice $U' = U - 2J$ and $J_C = J$, appropriate for t_{2g} systems, is made.

3. Results

3.1. LDA studies

The following LDA comparison between $BaVS_3$ and $BaVSe_3$ builds up on the orthorhombic crystal structure (space group $Cmc2_1$), since we are mainly interested in elucidating the possibility of the CDW state in both systems. Note that the CDW instability is not only absent in the selenide compound, but also vanishes in the sulfide at high pressure [9]. This raised the suspicion that the selenide compound may be interpreted as the high-pressure analog of the sulfide compound [14]. In any case, theoretically investigating $BaVSe_3$ should surely also provide more information about the origin of the apparent CDW instability in $BaVS_3$.

The existence of the orthorhombic phase of the selenide has been reported already on the occasion of its first synthesis by Kelber *et al.* [16], but to the present authors' knowledge no detailed experimental structural data is available in the literature. For this reason, the atomic positions used for $Cmc2_1$ - $BaVSe_3$ are revealed by structural relaxation within the LDA using the MBPP code, while the crystal parameters are based on similar recent calculations performed by Akrap *et al.* [14]. In contrast, structural data obtained by neutron diffraction by Ghedira *et al.* [32] are used for $BaVS_3$. Note that an LDA structural relaxation of this experimental data for $Cmc2_1$ - $BaVS_3$ does result in only marginal changes of the atomic positions, therefore an influence thereof on the following studies cannot be found. The crystal parameters (a, b, c) for one unit cell consisting of two formula units of $BaVS_3$ or $BaVSe_3$, respectively, in au read (12.77, 21.71, 10.58) for $BaVS_3$ and (13.34, 22.68, 11.06) for $BaVSe_3$. For both materials the ideal quasi-1D chains of vanadium ions are slightly distorted in the orthorhombic phase, leading to zig-zag chains. This effect turns out to be slightly larger in the selenide (relative displacement: 0.025) than in the sulfide (0.021). Concerning the electronic structure, figure 1 shows the LDA density of states (DOS) of $BaVSe_3$ in a comparatively large energy window around the Fermi level. Analogous to $BaVS_3$ [12], it can be seen that the low-energy physics of the material may be dominantly described by the abovementioned t_{2g} manifold. Thus a downfolding to an effective three-band model consisting of a broader A_{1g} -like level and narrower E_{g1} -like and E_{g2} -like levels is

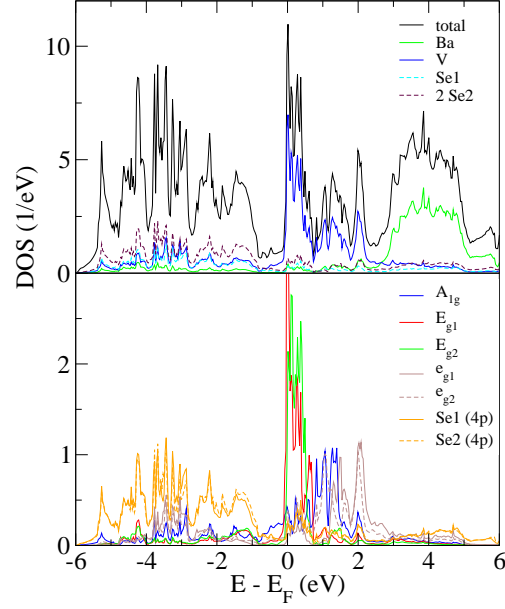


Figure 1. LDA density of states of $BaVSe_3$.

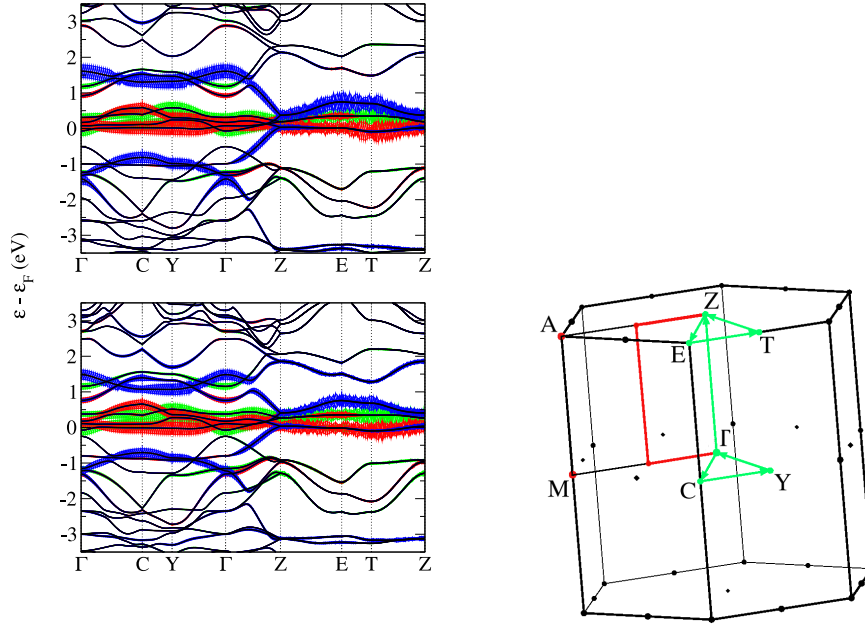


Figure 2. Left: LDA band structure of $BaVS_3$ (top) and $BaVSe_3$ (bottom). The fatband broadening depicts the weight of t_{2g} orbitals on the bands. Color coding: A_{1g} , blue/dark, E_{g1} , red/medium and E_{g2} , green/light. Right: Brillouin zone of the orthorhombic structure with relevant points/directions.

a suitable approximation for the essential physics. The accordance with the LDA DOS of the sulfide (shown in [12]) on this level of comparison is rather striking and only minor differences show up. Figure 2 compares the band structure of $BaVSe_3$ and of $BaVS_3$ in

a smaller energy window, with 'fatbands' showing the weight of the symmetry-adapted t_{2g} states on the specific bands. Again both band structures are similar, yet subtle difference may be observed. First the Se($4p$) band at the Γ point is much closer to the Fermi level than the corresponding S($3p$) band in $BaVS_3$, which may lead to a smaller Hubbard U for the minimal 3-band model due to increased screening. Furthermore the bandwidth difference between the three t_{2g} bands is reduced, i.e., the A_{1g} -like bands become narrower and the E_g -like ones broader. Hence the total t_{2g} bandwidth in $BaVSe_3$ is slightly smaller (~ 2.4 eV) than in $BaVS_3$ (~ 2.7 eV). This may be explained by the fact that since the larger Se ions give rise to increased interatomic distances, a smaller A_{1g} -like hopping amplitude along the chains results. As a general feature, the overall A_{1g} contribution to the bands seems somewhat more distributed in $BaVSe_3$. This enhanced spread in energy is again providing hints towards a larger degree of, eventually more isotropic, localization in the selenide.

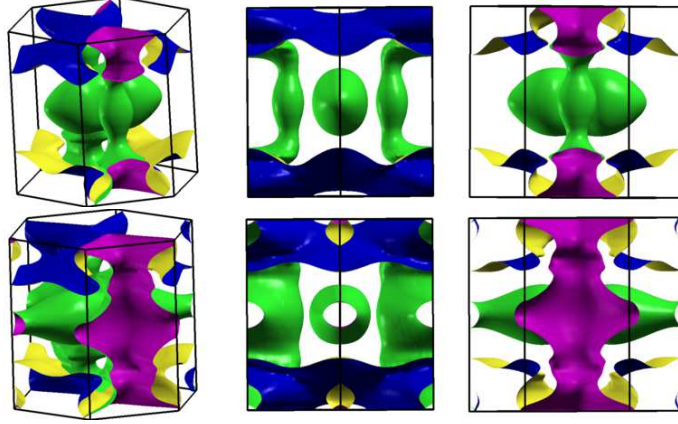


Figure 3. LDA Fermi surfaces of $BaVS_3$ (top) and $BaVSe_3$ (bottom) from different perspectives.

Experimentally the nesting condition for the formation of the CDW was detected as $2\mathbf{k}_F = 0.5\mathbf{c}^*$ [11], where \mathbf{c}^* is the reciprocal lattice vector along the c axis. In order to theoretically examine this condition, it is necessary to study the topology of the Fermi surface (FS) (see figure 3). Therefrom the nesting condition is not fulfilled in the pure LDA result in both materials. However somewhat surprisingly, the quasi-1D sheet of the selenide is closer to fulfilling the experimental nesting condition than the corresponding sulfide sheet in LDA. In contrast, the pillar-like structures are much more enhanced in the selenide. Hence differences in the t_{2g} occupations between the two compounds may be expected. Figure 4 shows the respective three-band dispersion of the correlated subspace obtained from a maximally-localized Wannier construction [24] for strongly hybridized bands [25]. It should be mentioned that this construction yields for the selenide a larger spread of the Wannier functions (i.e. in the range of 23 au^2 for the E_g -like ones in $BaVSe_3$ compared to about 18 au^2 for the same ones in $BaVS_3$). This can be attributed to a stronger hybridization of the t_{2g} system with the Se($4p$) electrons. Note that for the further use of this Wannier representation we rotated the

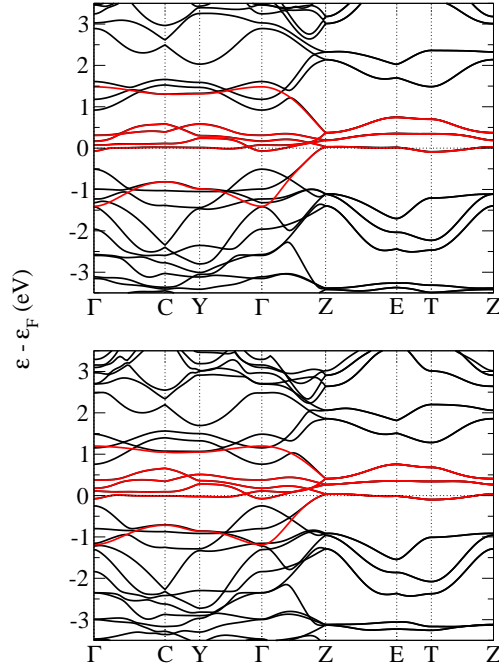


Figure 4. Dispersions of the effective three-band model (red/gray), obtained by means of a maximally-localized Wannier-function construction, for $BaVS_3$ (top) and $BaVSe_3$ (bottom). Black: original LDA band structure.

original maximally-localized Wannier Hamiltonian into the crystal-field basis, i.e., the basis where the on-site part thereof takes on a diagonal form.

Concerning the susceptibility towards the CDW state it is important and evident to note that the nesting vector mentioned above is not necessarily located along the Γ - Z high-symmetry line [12,27]. In order to take this fact into account, the low-energy band structure is computed along a Brillouin zone (BZ) path containing a line parallel to the Γ - Z line, shown in figure 5. The points ' $M/2$ ' and ' $A/2$ ' are located halfway between the Γ - or Z -point, respectively, and the edge of the first BZ (see figure 2). From the displayed fatbands it can be seen that the hybridization between A_{1g} and E_{g1} on the resulting bands along $M/2$ - $A/2$ as well as along Γ - Z is significantly larger in the selenide than in the sulfide. Thus a clear notion of exclusive ' A_{1g} bands' or ' E_{g1} bands' becomes even more difficult for $BaVSe_3$. This fact also impedes the assignment of the distinct FS sheets to a single definite orbital character.

3.2. Inclusion of correlation effects

Besides the apparent metal-to-insulator transition in $BaVS_3$, already the complex magnetic behavior in both systems (with different magnetic order at low temperature) shows clearly the importance of electronic correlations in these vanadium chalcogenides. Hence a deeper comparison of $BaVS_3$ and $BaVSe_3$ has to include explicit many-body physics, which we approached with the LDA+DMFT (CTQMC) method as well as the LDA+RISB technique. This twofold investigation was elaborated in order to

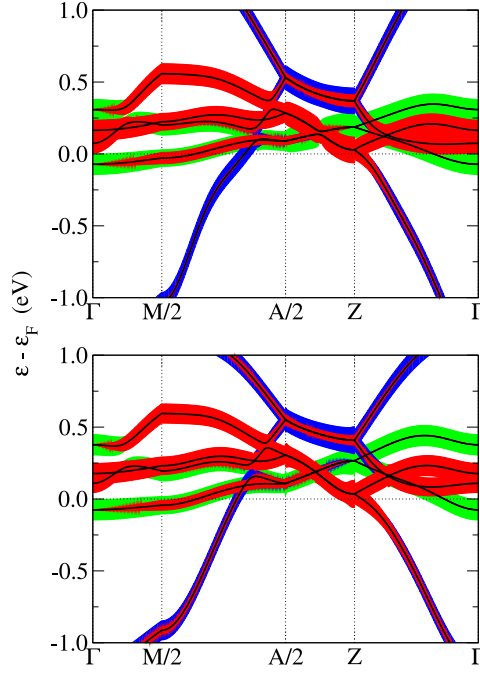


Figure 5. LDA t_{2g} Wannier fatband plots for $BaVS_3$ (top) and $BaVSe_3$ (bottom) along a closed path in the first Brillouin zone, connecting Γ , ' $M/2$ ', ' $A/2$ ' and Z (see figure 2). Color coding: A_{1g} (blue), E_{g1} (red) and E_{g2} (green).

evaluate the reliability of the latter method compared to the more complete CTQMC

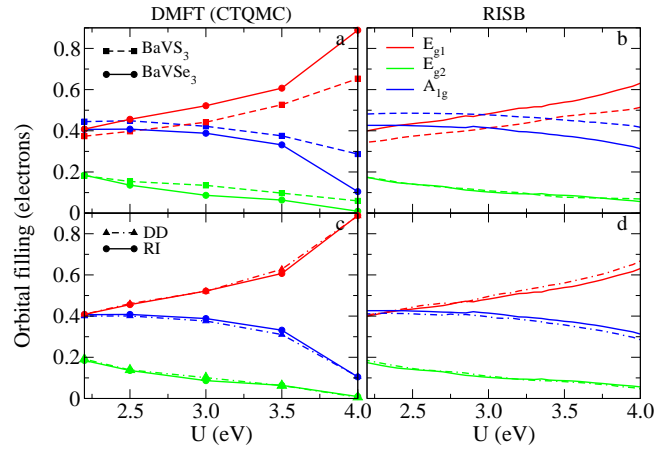


Figure 6. (a), (b): Effective t_{2g} fillings for $BaVS_3$ (dashed/squares) and $BaVSe_3$ (solid/circles) using the KS-Wannier Hamiltonians with increasing U . (c), (d): Fillings for $BaVSe_3$ using only density-density terms (dash-dotted/triangles) and including spin-flip as well as pair-hopping terms (solid/circles). (a), (c): CTQMC solution of DMFT and (b), (d): RISB solution.

impurity solution within DMFT. In the following, all the presented CTQMC impurity computations were performed at $T = 116\text{K}$ ($\beta = 100 \text{ eV}^{-1}$) and including spin-flip and pair-hopping terms in the interacting hamiltonian (if not stated otherwise).

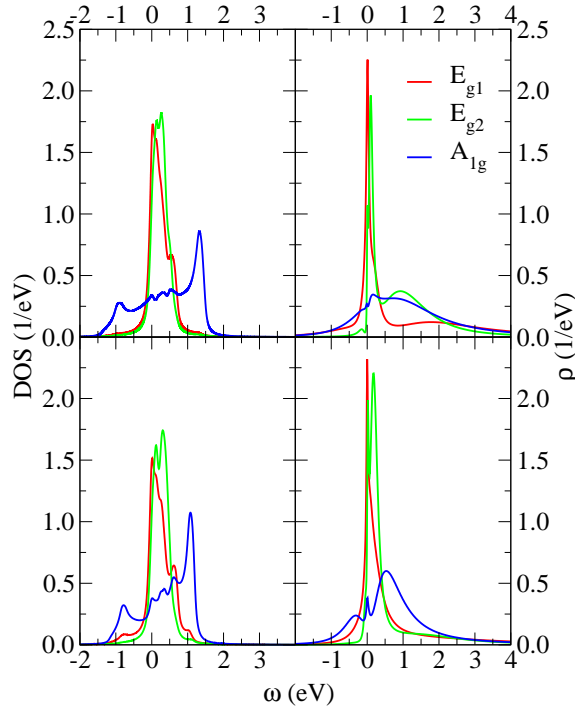
In [33], a chosen value of $U = 3.5 \text{ eV}$ led to a proper theoretical description of $BaVS_3$. In this work we also do not compute the interaction parameters from first principles, but again take a practical point of view in order to account for the key correlation effects. As noted in the previous section, the corresponding Hubbard U for $BaVSe_3$ is expected to be smaller because of the increased screening capabilities of the $\text{Se}(4p)$ electrons compared to the $\text{S}(3p)$ ones. In order to compare $BaVS_3$ and $BaVSe_3$ in this respect, the calculated orbital-resolved fillings are shown in figure 6 for varying values of U and fixed Hund's exchange $J = 0.7 \text{ eV}$. First note the very good agreement between the DMFT (CTQMC) and the RISB treatment of the correlation effects. Both methods clearly show the correlation-induced charge transfer mainly between the A_{1g} and E_{g1} orbitals [12, 33]. The actual numbers surely differ somewhat between both approaches due to the neglect of the explicit quantum fluctuations within RISB, especially concerning the frequency dependence of the high-energy excitations. But also the trend in the (minor) differences between density-density only terms and the inclusion of more general terms in the interacting Hamiltonian is still well reproduced by the simplified RISB technique. Concerning the physics, it is visible that the A_{1g} filling is generally reduced in the selenide compared to the sulfide, which was already expected from the Fermi-surface discussion. This result is also apparent from table 1, where the occupation numbers are displayed for selected interaction strengths. In this context, a smaller Hubbard interaction $U = 2.5 \text{ eV}$ for $BaVSe_3$ seems reasonable in the end. However, for direct comparisons we also include the case $U = 3.5 \text{ eV}$ in the computations. Note that J is usually not strongly affected by the crystal environment and to a good approximation can remain constant. Hence, if not stated differently, we generally fixed the Hund's coupling to the value $J = 0.7 \text{ eV}$ used in previous studies [12] and which is in line with what was utilized in similar investigations for vanadium oxides [34–36]. Note that a suitable energetical range for J proved to be sufficient to describe the key low-energy physics of $BaVS_3$ [33].

In summary, the system could be understood as an effective two-band system, since the effective E_{g2} orbital is almost empty, with an even larger correlation-induced charge transfer from A_{1g} to E_{g1} in the selenide than in the sulfide. It can further be seen that the spin-flip and pair-hopping terms have only a small influence on the occupation numbers, resulting qualitatively in a slightly smaller orbital polarization. The latter is due to the fact that those terms lead to a further reduction of the integrated effective U compared to the density-density only case. Moreover since the present systems mainly reside in the local single-particle sector, the influence of spin-flip and pair-hopping matrix elements on the charge fluctuations remains minor.

Figure 7 shows the density of states derived from the original Wannier functions compared to the local spectral functions from DMFT for both systems. On the LDA level, the plot shows the reduced bandwidth of the selenide compound, with the orbital

Table 1. Orbital-resolved fillings from LDA+DMFT (CTQMC). Vanishing Hubbard U marks the LDA result. 'DD': only density-density interactions, 'RI': additional inclusion of spin-flip and pair-hopping interactions.

	U (eV)	\hat{H}_{int}	A_{1g}	E_{g1}	E_{g2}
BaVS ₃	0.0		0.58	0.31	0.11
	3.5	DD	0.38	0.54	0.08
	3.5	RI	0.37	0.53	0.10
BaVSe ₃	0.0		0.49	0.40	0.11
	2.5	DD	0.40	0.46	0.14
	2.5	RI	0.41	0.45	0.14
	3.5	DD	0.31	0.63	0.06
	3.5	RI	0.33	0.61	0.06

**Figure 7.** Comparison of the LDA Wannier DOS (left) and local spectral functions from LDA+DMFT (right) for BaVS₃ with $U = 3.5$ eV (top) and BaVSe₃ with $U = 2.5$ eV (bottom).

resolved effective widths within the t_{2g} manifold becoming more similar. Furthermore, the overall stronger hybridization (note the use of the crystal-field basis) between A_{1g} and E_{g1} in BaVSe₃ is clearly visible. This also leads to a more pronounced A_{1g} quasiparticle peak right at the Fermi level in the DMFT local spectral function.

As explained in [12, 33], the importance of explicit many-body effects in deforming the LDA Fermi surface appears as a crucial ingredient for the onset of the CDW in BaVS₃. Therefore, figure 8 shows the DMFT (CTQMC) quasiparticle Fermi surfaces for both chalcogenides. Correspondingly, figure 9 displays the quasiparticle dispersion

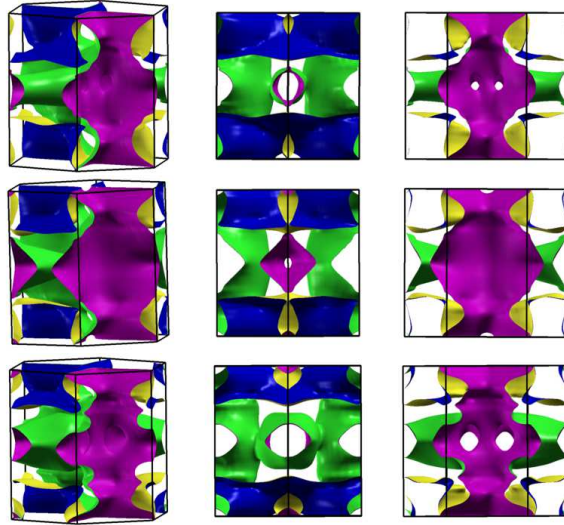


Figure 8. Quasiparticle Fermi surfaces of $BaVS_3$ with $U=3.5$ eV (top) and $BaVSe_3$ with $U=3.5$ eV (middle) and $U=2.5$ eV (bottom).

for the closed path in the first BZ connecting the points ' $M/2$ ' and ' $A/2$ ' (see figure 2), which mark the relevant distance for the possible CDW nesting. The plots render it obvious that no definite information about the absence of the CDW in $BaVSe_3$ can be retrieved from this viewpoint. Since qualitatively the same charge-transfer mechanism applies to the selenide compound, it may be observed that the FS deformations also go in the same direction. This means that within the LDA+DMFT accuracy also for smaller Hubbard U the experimental nesting condition could in principle be realized in $BaVSe_3$. Note however that in the selenide for $U=2.5$ eV the respective quasi-1D sheets are still not strongly flattened.

In order to get a quantitative comparative understanding of the degree of quasi-one-dimensionality of the two materials, we investigated the theoretical order of magnitude of the anisotropy in the DC conductivities in LDA as well as in the strongly correlated case. To this end, table 2 summarizes the relation of the spatial components of the averaged Fermi velocities squared ($\langle \mathbf{v}_F^2 \rangle = \langle v_x^2 \rangle + \langle v_y^2 \rangle + \langle v_z^2 \rangle$), whereas y denotes the spatial direction in which the zig-zag distortion of the vanadium chains can be observed. Note that the LDA values obtained for the sulfide are in perfect agreement with the earlier result from Mattheiss [37]. Surprisingly, the selenide shows an even larger formal DC anisotropy in LDA compared to the sulfide compound. In contrast, it is also obvious that within the many-body approach of LDA+DMFT the renormalization of the anisotropy, especially in the dominant $\langle v_z^2 \rangle / \langle v_x^2 \rangle$ channel leads to a balanced value for $BaVSe_3$ with reasonable $U=2.5$ eV. In contrast, the quasiparticles become indeed significantly heavier in the c direction for $BaVS_3$ with $U = 3.5$ eV. It is therefore worthwhile and interesting to note that the sulfide compound indeed displays a clear signature of DC anisotropy in the correlated case, whereas such a clear character is appearing in the according $BaVSe_3$ data only at improper large U . It shall be remarked that the intraorbital quasiparticle

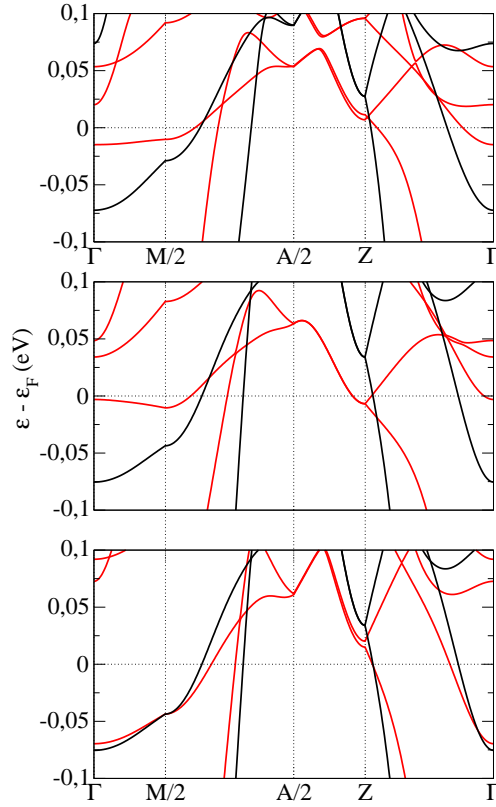


Figure 9. Effective t_{2g} Wannier band structure with (red/gray) and without (black/dark) renormalization from LDA+DMFT along the closed path including 'M/2' and 'A/2' (see figure 2) for $BaVS_3$ (top) and $BaVSe_3$ with $U=3.5$ eV (middle) and $U=2.5$ eV (bottom).

Table 2. Relation of the spatial components of squared Fermi velocities in $BaVS_3$ and $BaVSe_3$ on the LDA level and within LDA+DMFT (CTQMC) for a given U (in eV).

Ratio	$BaVS_3$		$BaVSe_3$		
	LDA	$U=3.5$	LDA	$U=2.5$	$U=3.5$
$\langle v_z^2 \rangle / \langle v_x^2 \rangle$	3.7	2.7	4.8	5.2	3.0
$\langle v_z^2 \rangle / \langle v_y^2 \rangle$	8.3	9.9	10.7	9.9	10.2

weight for $BaVS_3$ ($BaVSe_3$) amounts to $Z \sim 0.5$ (0.6) with minor differences within the t_{2g} manifold. Note that, although we work in the crystal-field basis with a diagonal onsite KS Hamiltonian for each of the two V atoms in the unit cell, the interacting terms together with the hybridization between these atoms lead to additional offdiagonal (interorbital) self-energy terms between A_{1g} and E_{g1} for the present crystal symmetry. Both many-body approaches, i.e. DMFT (CTQMC) and RISB, are capable of revealing and handling this effect. Thus a diagonal Green's function approach is invalid in the present case.

Finally, since the spin degree of freedom plays an additional vital role in these chalcogenide compounds, figure 10 exhibits the respective on-site spin-correlation

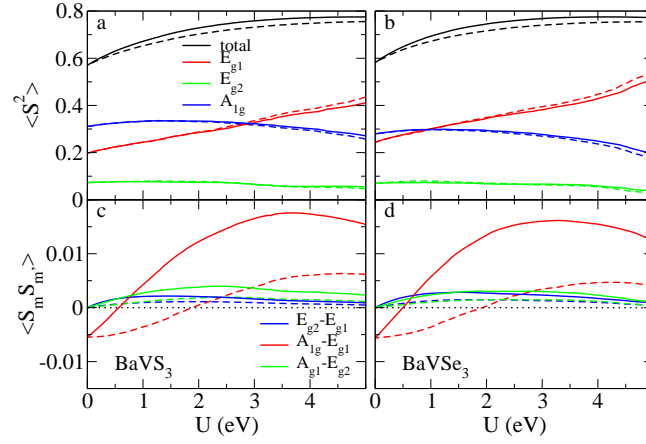


Figure 10. On-site spin correlations for $BaVS_3$ (left) and $BaVSe_3$ (right). Dashed lines: density-density only interactions, solid lines: including also spin-flip and pair-hopping terms. In each U scan a ratio $U/J=5$ was chosen. (a-b): Total and orbital-resolved diagonal spin-spin expectation value. (c-d): Off diagonal spin-spin correlation between the effective t_{2g} orbitals.

functions from the LDA+RISB computations for constant ratio $U/J=5$. Concerning the diagonal spin-spin expectation value, as expected, the magnitudes evolve according to the nominal orbital occupations. Hence $\langle S^2 \rangle$ for the effective E_{g1} orbital dominates over the corresponding value for the effective A_{1g} orbital in the strong-interaction limit. In this respect, again quantitatively $BaVSe_3$ exceeds $BaVS_3$ due to the increased E_{g1} occupation. The total $\langle S^2 \rangle$ increases with larger U due to the growing electron localization. Note that in the present problem the magnitude of this diagonal quantity can exceed the atomic-limit value of a single electron, i.e., $\langle S^2 \rangle_{at} = \frac{1}{2}(\frac{1}{2} + 1) = \frac{3}{4}$, albeit we have nominally one electron in the $3d$ shell of the chalcogenides. This is due to the fact that at some point a strong Hund's coupling may tolerate an occupation of two electrons in the local three-orbital manifold of a metal. Since two electrons with parallel spin alignment form an $S=1$ system, the resulting $\langle S^2 \rangle$ is bigger than the sum of two individual single-electron occupied sites. The interorbital spin-spin correlations again prove the dominant $A_{1g}-E_{g1}$ hybridization, which also leads to a significant spin coupling. However, it may be observed that in the minimal modeling for both systems the first Hund's rule is violated close to the $U=0$, i.e., the offdiagonal $\langle S_{A_{1g}} S_{E_{g1}} \rangle$ becomes smaller than zero in this regime.

It also has to be noted that these interorbital spin-spin correlations are rather sensitive to the degree of approximation of the rotational invariance in the interaction. While the diagonal spin-spin expectation value is not strongly affected by the inclusion of spin-flip and pair-hopping terms in the local Hamiltonian, the offdiagonal $\langle S_m S_{m'} \rangle$ is strongly enhanced in this case by a factor of two to three. Thus, whereas integrated one-particle quantities like occupation numbers and local spins do not strongly suffer from density-density only descriptions, the two-particle functions, i.e. susceptibilities, may be substantially different. Figure 11 displays the same spin-spin functions, but for the (more

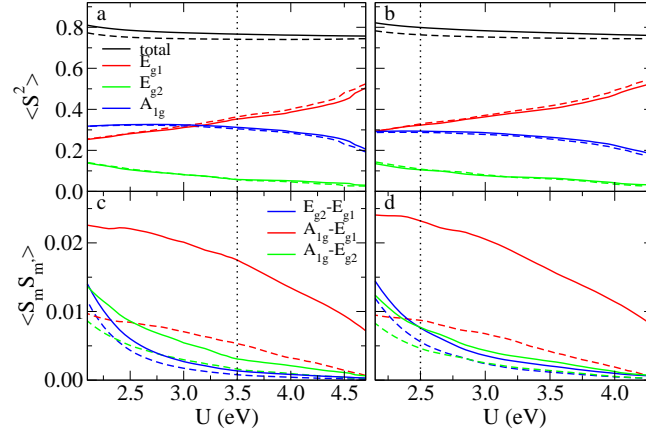


Figure 11. Same as figure 10, but with fixed Hund's coupling $J=0.7$ eV. The vertical dotted lines indicate the expected suitable choice for the Hubbard U of the respective system.

realistic) case of a constant $J=0.7$ eV. Of course, the strongest response may be observed for smaller U since then the Hund's coupling is most effective. Note again the differences for the density-density only interactions, leading to an even qualitatively different behavior for small U , where $\langle S_{A_{1g}} S_{E_{g1}} \rangle$ is eventually dominated by the $\langle S_{E_{g2}} S_{E_{g1}} \rangle$. In the more sound close to rotationally invariant description however, $\langle S_{A_{1g}} S_{E_{g1}} \rangle$ is always clearly strongest. Because of the supposedly different U/J ratio for $BaVS_3$ and $BaVSe_3$ we hence expect for the selenide compound a more distinct magnetic behavior. Note that the interorbital spin-spin correlations decay in any case for large U , contrary to what is known for half-filled systems (there $\langle S_m S_{m'} \rangle$ actually increases with U). This is due to the fact that the ground state for a multi-orbital problem with a single-electron filling corresponds at large U to the localization of that electron within a single orbital.

4. Discussion

From the above calculations, it turns out that $BaVS_3$ and $BaVSe_3$ are in many respects very similar materials. The differences between them are rather subtle, but still large enough to be resolved by the applied methods. The picture that arises thereof is not totally unambiguous, but several hints can be given why the formation of a charge-density wave is hindered in $BaVSe_3$. Already on an LDA level, it can be seen that hybridization effects among the bands of the t_{2g} multiplet as well as with the corresponding $S(3p)/Se(4p)$ electrons, are significantly stronger in the selenide than in the sulfide. Hence a manifest discrimination between dominant A_{1g} and dominant E_{g1} character is far less obvious than in $BaVS_3$. Furthermore, the strong role of the effective A_{1g} orbital is weakened already on the LDA level and the final dominance of the effective E_{g1} orbital in the correlated case is even enhanced. This is altogether underlined by the DC anisotropies for the selenide, that under the effect of the expected correlations do not show the highlighting renormalizations in the c direction. Thus although the orbital

differences are obvious, it seems as if the t_{2g} manifold in $BaVSe_3$ acts somewhat more cooperatively compared to the largely competing scenario in $BaVS_3$.

With a surely smaller Hubbard U the selenide compound should also be closer to the LDA limit [14], with a less pronounced nesting susceptibility towards the CDW state. However as described, from a pure Fermi-surface discussion no clear answer to this question may be conveyed. Nevertheless, electronic correlations are not irrelevant in $BaVSe_3$ as they underline the dominance of the E_{g1} level and the eventual importance of magnetic correlations. These latter are again stronger in the selenide compared to the sulfide, at least from a local viewpoint. Further calculations of intersite spin-spin correlations should shed more light onto this.

In the end, the present study within standard LDA+DMFT is not in the definite position to clearly assign the different experimental facts of these suprisingly similar compounds from a theoretical perspective. However, although the situation is very subtle, we believe we have shown several indications that may motivate to a certain extent why the present compounds behave so differently at lower temperatures. There seem to exist two main possible instabilities in these chalcogenides, namely the CDW one and the (ferro)magnetic ordering instability. As the driving forces towards these broken-symmetry states compete, a tailored renormalization-group study could reveal the finally dominating instability channel for each compound. Hence it is expected that the minor differences revealed in the present investigation show up more evidently within a renormalized scaling scenario. Still it has to be appreciated that, though not fully comprehensive, the LDA+DMFT method is nowadays on a level where it is feasible to reveal fine details between rather similar materials.

Acknowledgments

We wish to thank S. Schuwalow and C. Piefke for many fruitful discussions concerning the technical aspects of the theoretical approach. Furthermore we are indebted to O. Parcollet and M. Ferrero for providing their CTQMC implementation as well as to A. Akrap and V. Ilakovac for illuminating insights into recent experimental results obtained for these chalcogenide systems. Computations have been performed at the Regionales Rechenzentrum (RRZ) of the Universität Hamburg as well as the Norddeutscher Verbund für Hoch- und Höchstleistungsrechnen (HLRN).

References

- [1] Ogawa S 1979 *J. Appl. Phys.* **50** 2308
- [2] Monceau P, Ong N P, Portis A M, Meerschaut A and Rouxel J 1976 *Phys. Rev. Lett.* **37** 602
- [3] Nishikawa T, Yasui Y, Kobayashi Y and Sato M 1996 *J. Phys. Soc. Jpn.* **65** 2543
- [4] Massenet O, Since J J, Mercier J, Avignon M, Buder R and Nguyen V D 1979 *J. Phys. Chem. Solids* **40** 573
- [5] Matsuhara K, Wada T, Nakamizo T, Yamauchi H and Tanaka S 1991 *Phys. Rev. B* **43** 13118
- [6] Nakamura M, Sekiyama A, Namatame H, Fujimori A, Yoshihara H, Ohtani T, Misu A and Takano M 1994 *Phys. Rev. B* **49** 16191

- [7] Graf T, Mandrus D, Lawrence J M, Thompson J D, Canfield P C, Cheong S W and Rupp L W 1995 *Phys. Rev. B* **51** 2037
- [8] Booth C H, Figueroa E, Lawrence J M, Hundley M F and Thompson J D 1999 *Phys. Rev. B* **60** 14852
- [9] Forró L, Gaál R, Berger H, Fazekas P, Penc K, Kézsmárki I and Mihály G 2000 *Phys. Rev. Lett.* **85** 1938
- [10] Whangbo M H, Koo H J, Dai D and Villesuzanne A 2003 *J. Solid State Chem.* **165** 345
- [11] Fagot S, Foury-Leylekian P, Ravy S, Pouget J P and Berger H 2003 *Phys. Rev. Lett.* **90** 196401
- [12] Lechermann F, Biermann S and Georges A 2007 *Phys. Rev. B* **76** 085101
- [13] Inami T, Ohwada K, Kimura H, Watanabe M, Noda Y, Nakamura H, Yamasaki T, Shiga M, Ikeda N and Murakami Y 2002 *Phys. Rev. B* **66** 073108
- [14] Akrap A, Stevanović V, Herak M, Miljak M, Barišić N, Berger H and Forró L 2008 *Phys. Rev. B* **78** 235111
- [15] Sayetat F, Ghedira M, Chenavas J and Marezio M 1982 *Journal of Physics C Solid State Physics* **15** 1627
- [16] Kelber J, Reis A H, Aldred A T, Mueller M H, Massenet O, Depasquali G and Stucky G 1979 *J. Solid State Chem.* **30** 357
- [17] Nakamura H, Yamasaki T, Giri S, Imai H, Shiga M, Kojima K, Nishi M, Kakurai K and Metoki N 2000 *J. Phys. Soc. Jpn.* **69** 2763
- [18] Yamasaki T, Giri S, Nakamura H and Shiga M 2001 *J. Phys. Soc. Jpn.* **70** 1768
- [19] Anisimov V I, Poteryaev A I, Korotin M A, Anokhin A O and Kotliar G 1997 *J. Phys.: Condens. Matter* **9** 7359
- [20] Lichtenstein A I and Katsnelson M I 1998 *Phys. Rev. B* **57** 6884
- [21] Li T, Wölflé P and Hirschfeld P J 1989 *Phys. Rev. B* **40** 6817
- [22] Lechermann F, Georges A, Kotliar G and Parcollet O 2007 *Phys. Rev. B* **76** 155102
- [23] Meyer B, Elsässer C, Lechermann F and Fähnle M (unpublished) *FORTTRAN 90 Program for Mixed-Basis-Pseudopotential Calculations for Crystals* Max-Planck-Institut für Metallforschung, Stuttgart
- [24] Marzari N and Vanderbilt D 1997 *Phys. Rev. B* **56** 12847
- [25] Souza I, Marzari N and Vanderbilt D 2001 *Phys. Rev. B* **65** 035109
- [26] Mostofi A A, Yates J R, Lee Y S, Souza I, Vanderbilt D and Marzari N 2008 *Comput. Phys. Commun.* **178** 685
- [27] Lechermann F, Georges A, Poteryaev A, Biermann S, Posternak M, Yamasaki A and Andersen O 2006 *Phys. Rev. B* **74** 125120
- [28] Georges A, Kotliar G, Krauth W and Rozenberg M J 1996 *Rev. Mod. Phys.* **68** 13
- [29] Werner P, Comanac A, de' Medici L, Troyer M and Millis A J 2006 *Phys. Rev. Lett.* **97** 076405
- [30] Ferrero M, Cornaglia P S, De Leo L, Parcollet O, Kotliar G and Georges A 2009 *Europhys. Lett.* **85** 57009
- [31] Kotliar G, Savrasov S Y, Haule K, Oudovenko V S, Parcollet O and Marianetti C A 2006 *Rev. Mod. Phys.* **78** 865
- [32] Ghedira M, Anne M, Chenavas J, Marezio M and Sayetat F 1986 *Journal of Physics C Solid State Physics* **19** 6489
- [33] Lechermann F, Biermann S and Georges A 2005 *Phys. Rev. Lett.* **94** 166402
- [34] Solov'yev I V, Hamada N and Terakura K 1996 *Phys. Rev. B* **53** 7158
- [35] Oleś A M, Khaliullin G, Horsch P and Feiner L F 2005 *Phys. Rev. B* **72** 214431
- [36] Biermann S, Poteryaev A, Lichtenstein A I and Georges A 2005 *Phys. Rev. Lett.* **94** 026404
- [37] Mattheiss L F 1995 *Solid State Comm.* **93** 791