

Astrophysical S-factors for fusion reactions involving C, O, Ne and Mg isotopes

M. Beard¹, A. V. Afanasjev², L. C. Chamon³,
L. R. Gasques⁴, M. Wiescher¹, and D. G. Yakovlev⁵

¹ *Department of Physics & The Joint Institute for Nuclear Astrophysics,
University of Notre Dame, Notre Dame, IN 46556 USA.*

² *Department of Physics and Astronomy, Mississippi State University,
P.O. Drawer 5167, Mississippi 39762-5167, USA.*

³ *Departamento de Física Nuclear, Instituto de Física da Universidade de São Paulo,
Caixa Postal 66318, 05315-970, São Paulo, SP, Brazil.*

⁴ *Centro de Física Nuclear da Universidade de Lisboa,
Av. Prof. Gama Pinto 2, 1649-003 Lisboa, Portugal.*

⁵ *Ioffe Physical Technical Institute, Politekhnicheskaya 26, 194021 St.-Petersburg, Russia.*

(Dated: October 29, 2018)

Using the São Paulo potential and the barrier penetration formalism we have calculated the astrophysical factor $S(E)$ for 946 fusion reactions involving stable and neutron-rich isotopes of C, O, Ne, and Mg for center-of-mass energies E varying from 2 MeV to ≈ 18 –30 MeV (covering the range below and above the Coulomb barrier). We have parameterized the energy dependence $S(E)$ by an accurate universal 9-parameter analytic expression and present tables of fit parameters for all the reactions. We also discuss the reduced 3-parameter version of our fit which is highly accurate at energies below the Coulomb barrier, and outline the procedure for calculating the reaction rates. The results can be easily converted to thermonuclear or pycnonuclear reaction rates to simulate various nuclear burning phenomena, in particular, stellar burning at high temperatures and nucleosynthesis in high density environments.

PACS numbers: 25.70.Jj;26.50.+x;26.60.Gj;26.30.-k

I. INTRODUCTION

Nuclear reactions are extensively studied theoretically and in laboratory experiments. They are important for modelling many physical phenomena occurring in astrophysical environments, such as energy production and nucleosynthesis in stars at all stages of their evolution (e.g., Refs. [1–3]). Nuclear reactions are important for the structure and evolution of main sequence and red giant stars, during the late pre-supernova phase of massive stars and during core-collapse supernova explosions.

Moreover, nuclear burning is also important in high-density stellar environments of white dwarfs and neutron stars which are compact stars at the final stage of their evolutionary development [4]. The burning drives nuclear explosions in surface layers of accreting white dwarfs (nova events), in cores of massive accreting white dwarfs (type Ia supernovae) [5, 6], and in surface layers of accreting neutron stars (type I X-ray bursts and superbursts; e.g., Refs. [7–10]). The nova events and type I X-ray bursts are mostly produced by the burning of hydrogen in the thermonuclear regime, without any strong effect of plasma screening on Coulomb tunneling of the reacting nuclei. Type Ia supernovae and superbursts are driven by the burning of carbon, oxygen, and heavier elements (e.g., Refs. [7–10]) at high densities, where the plasma screening effect can be substantial. It is likely that pycnonuclear burning of neutron-rich nuclei (e.g., $^{34}\text{Ne}+^{34}\text{Ne}$) in the inner crust of accreting neutron stars in X-ray transients [10–12] (in binaries with low-mass companions) provides an internal heat source for these stars. If so, it powers [13] thermal surface X-ray emission of neutron stars observed in quiescent states of X-ray transients (see, e.g., Refs. [10, 14, 15]).

Nuclear fusion occurs in a wide range of temperatures and densities of stellar matter (at densities $\rho \lesssim 10^{10}$ g cm⁻³ in white dwarfs and at $\rho \lesssim 10^{13}$ g cm⁻³ in neutron stars). It can proceed in five regimes as described by Salpeter and Van Horn [16] (also see [17–20] and references therein). These are two thermonuclear regimes (with weak and strong plasma screening), two pycnonuclear regimes (due to zero-point vibrations of atomic nuclei in crystalline lattice, with and without thermal effects in nucleus motion), and the intermediate thermo-pycnonuclear regime. The burning may involve many different, stable as well as very neutron-rich and unstable nuclei. Neutron-rich nuclei are especially important in deep neutron star crust, where they can be stabilized against beta-decay by the presence of the Fermi sea of highly energetic degenerate electrons [4, 21].

The nuclear fusion rates depend directly on the reaction cross section which can be expressed in terms of the astrophysical factor $S(E)$, with E as the center-of-mass energy of the interacting nuclei. Stellar burning often proceeds at low temperatures with sub-picobarn reaction cross sections that are usually not accessible by direct measurements in laboratory experiments. Therefore, it is necessary to calculate $S(E)$ for the reactions of interest by a reliable theoretical method in the important energy range and approximate the data by analytical expressions for rapid

conversion into thermonuclear or pycnonuclear reaction rates as outlined in our previous work [18]. In this paper, we calculate (Sec. II) the astrophysical factors $S(E)$ for 946 fusion reactions involving different isotopes of C, N, O, Ne, and Mg (between the valley of stability and the neutron drip line) using the barrier penetration model and the São Paulo potential [22]. We approximate our results (Sec. III) by analytic expressions convenient for real time applications. A numerical example is discussed in Sec. IV; calculation of the reaction rates is outlined in Sec. V, and we conclude in Sec. VI.

II. CALCULATION OF ASTROPHYSICAL S-FACTORS

The cross section $\sigma(E)$ for a fusion reaction of two nuclei,

$$(A_1, Z_1) + (A_2, Z_2), \quad (1)$$

at the center-of-mass energy E can be expressed in terms of the astrophysical factor $S(E)$ by

$$\sigma(E) = \frac{1}{E} \exp(-2\pi\eta) S(E), \quad (2)$$

where $\eta = Z_1 Z_2 e^2 / (\hbar v)$ is the Sommerfeld parameter, $v = \sqrt{2E/\mu}$ the relative velocity of reacting nuclei at large separations, and μ the reduced mass. The factor $\exp(-2\pi\eta)$ comes from the probability of penetration through the Coulomb barrier $V_C(r) = Z_1 Z_2 e^2 / r$ with zero orbital angular momentum, $\ell = 0$, assuming that the barrier extends to $r \rightarrow 0$ (for point-like nuclei); $1/E$ factorizes out the well-known pre-exponential low-energy dependence of $\sigma(E)$. The advantage of this approach is that $S(E)$ is a much more slowly varying function of E than $\exp(-2\pi\eta)$ and $\sigma(E)$. It is easier to extrapolate $S(E)$ to low energies E of astrophysical interest, than $\sigma(E)$.

We calculate $S(E)$ for a number of fusion reactions using the São Paulo potential in the context of the barrier penetration model as outlined in previous studies [17, 18, 22]. The São Paulo potential is a parameter-free model for the real part of the nuclear interaction. Underpinning this potential are the contributions from nonlocality due to quantum effects arising from the Pauli exclusion principle [23–26]. The interaction takes into account the exchange of nucleons between reacting nuclei. The potential has been extensively tested in the description of different nuclear interaction processes (such as quasi-elastic scattering and fusion reactions), over a broad spectrum of energies [22, 23, 27–35]. In the context of the São Paulo potential, the real part of the nuclear interaction is associated with the folding potential through the relation

$$V_{SP}(r, E) = V_F(r) \exp(-4v^2/c^2), \quad (3)$$

where r is a distance between the centers of the reactants, and c is the speed of light. The exponential term houses the effects of Pauli nonlocality. The relative velocity $v(r, E)$ of the nuclei in the given model at a separation r is defined as

$$v^2(r, E) = (2/\mu) [E - V_C(r) - V_{SP}(r, E)] , \quad (4)$$

where $V_C(r)$ is the Coulomb potential.

The folding potential used in Eq. (3) has a field strength of $V_0 = -456 \text{ Mev fm}^3$; it is given by

$$V_F(r) = \int \rho_1(\mathbf{r}_1) \rho_2(\mathbf{r}_2) V_0 \delta(\mathbf{r} - \mathbf{r}_1 + \mathbf{r}_2) d\mathbf{r}_1 d\mathbf{r}_2. \quad (5)$$

It is convoluted over the nuclear matter densities $\rho_1(\mathbf{r}_1)$ and $\rho_2(\mathbf{r}_2)$ of the nuclei involved in the reaction. This technique is called the zero-range approach for the folding potential. It is equivalent [23] to adopting the M3Y effective nucleon-nucleon interaction with nucleon densities of nuclei.

The barrier penetration model calculates the reaction cross section $\sigma(E)$ using the standard partial wave ($\ell = 0, 1, \dots$) decomposition and the effective potential $V_{\text{eff}}(r, E)$. The latter is constructed from the contributions of the Coulomb, nuclear and centrifugal potentials,

$$V_{\text{eff}}(r, E) = V_C(r) + V_{SP}(r, E) + \frac{\hbar^2 \ell(\ell + 1)}{2\mu r^2}. \quad (6)$$

At low energies of our interest, the main contribution to $\sigma(E)$ comes from the $\ell = 0$ (s-wave) channel. Once $\sigma(E)$ is calculated, we determine $S(E)$ from Eq. (2).

TABLE I: Fusion reactions $(A_1, Z_1) + (A_2, Z_2)$ under consideration

Reaction type	A_1 even	A_2 even	E_{\max} MeV	Nr. of cases	Table of fits
C + C	10–24	10–24	17.9	36	II
C + O	10–24	12–28	17.9	72	III
C+Ne	10–24	18–40	19.9	96	IV
C+Mg	10–24	20–46	19.9	112	V
O + O	12–28	12–28	19.9	45	VI
O+Ne	12–28	18–40	21.9	108	VII
O+Mg	12–28	18–46	21.9	126	VIII
Ne+Ne	18–40	18–40	21.9	78	IX
Ne+Mg	18–40	20–46	24.9	168	X
Mg+Mg	20–46	20–46	29.9	105	XI

The systematics for the matter densities $\rho_1(\mathbf{r}_1)$ and $\rho_2(\mathbf{r}_2)$ obtained with a two-parameter Fermi (2pF) [23] shape might not be appropriate to provide the nuclear potential for reactions involving neutron-rich nuclei. The relativistic Htree-Bogoliubov approach [36, 37] has been shown to perform well in describing nuclear properties across the nuclear chart, including the region of neutron-rich nuclei [36, 38, 39]. In the present manuscript, the density distributions of all nuclei were obtained within this approach, employing the NL3 [38] parametrization of the relativistic mean field Lagrangian. For that reason, the values of $S(E)$ computed for some reactions ($^{12}\text{C}+^{12}\text{C}$, $^{12}\text{C}+^{16}\text{O}$, $^{16}\text{O}+^{16}\text{O}$), which we considered previously [17, 18] using the 2pF model, are now somewhat different.

We have already used [22, 27] the São Paulo potential with the NL3 nucleon density distribution in the context of the barrier penetration model and calculated $S(E)$ for a number of reactions involving stable and neutron-rich nuclei. The results were compared with experimental data and with theoretical results calculated by other models such as coupled-channels and fermionic molecular dynamics ones. As detailed in [22], the São Paulo potential gives reasonably accurate $S(E)$ for non-resonant nuclear reactions; the method is parameter-free and relatively simple for generating a set of data for many reactions involving different isotopes.

Here we calculate astrophysical S -factors for 946 fusion reactions involving combinations of carbon, oxygen, neon, and magnesium isotopes as summarized in Table I. We consider 10 reaction types, such as C+C and O+Ne, with the range of mass numbers for both species given in Table I. For each reaction, we compute $S(E)$ in the energy range from 2 MeV to a maximum value E_{\max} (also given in Table I) in energy steps of 0.1 MeV. The value of E_{\max} was chosen in such a way that wide energies ranges below and above the Coulomb barrier are covered. The fifth column in Table I presents the number of considered reactions of a given type and the last column refers to a table which lists fit parameters of analytic approximation to $S(E)$ for such reactions (Sec. III).

In this study we focus on systems of even-even nuclei. Due to pairing, these nuclei are expected to be more stable in the astrophysical burning environments in question, for instance, in an accreted crust of a neutron star [40].

The quality of our data can be deduced from the analysis of Ref. [22]. We calculate a set of resonance-averaged $S(E)$ -factors. Their values are uncertain due to nuclear physics effects – due to using the São Paulo model with the NL3 nucleon density distribution. The uncertainties were estimated [22] in comparison with other theoretical models and available experimental data. For the reactions involving stable nuclei, typical uncertainties are expected to be within a factor of 2, with maximum up to a factor of 4. For the reactions involving unstable nuclei, typical uncertainties can be as large as one order of magnitude, reaching two orders of magnitude at low energies for the reactions with very neutron-rich isotopes. These uncertainties reflect the current state of art in modelling the nuclear structure and fusion reaction mechanism; they affect $S(E)$ and should be taken into account while using the data. The advantage of our data set is that it is wide and uniform. Note that the uncertainties in $S(E)$, a factor of 2–10, may have no strong effect on the results of modelling of nuclear burning phenomena [22].

III. ANALYTIC APPROXIMATION OF THE ASTROPHYSICAL S-FACTORS

All S -factors calculated here have been approximated by the analytic expression

$$S(E) = \exp \left\{ B_1 + B_2 E + B_3 E^2 + \frac{C_1 + C_2 E + C_3 E^2 + C_4 E^3}{1 + \exp [(E_C - E)/D]} \right\}. \quad (7)$$

In this expression, E is a center-of-mass energy of reacting nuclei expressed in MeV, and E_C , D ; B_1 , B_2 , B_3 ; C_1 , C_2 , C_3 , and C_4 are nine fit parameters for each reaction. These parameters are described below; their values are given in Tables II–XI – one table for each of the reaction types listed in Table I. We express $S(E)$ in MeV b.

Equation (7) generalizes the expression we suggested earlier (e.g., Ref. [22]) with some terms rearranged for easier use. It contains additional fit parameters to accommodate a much larger number of fusion reactions and a broader energy range with one format. The $S(E)$ -data calculated for each reaction were fitted using Eq. (7) over a total energy range (from 2 MeV to E_{\max}) indicated in Table I.

The fit parameters in Eq. (7), presented in Tables II–XI for different reactions, have clear physical meaning:

- The parameter E_C (expressed in MeV) is approximately equal to the height of the Coulomb barrier. It divides the energy range into that below the barrier ($E \lesssim E_C$) and that above the barrier ($E \gtrsim E_C$), where $S(E)$ -curves show distinctly different behaviors.
- The parameter D (expressed in MeV) characterizes a narrow energy width ($D \sim 1$ MeV) of the transition region (at $|E - E_C| \lesssim 2D$) between the energy ranges below and above the Coulomb barrier. This transition is governed by the function (of the Fermi-Dirac type)

$$\frac{1}{1 + \exp[(E_C - E)/D]}, \quad (8)$$

which tends to 0 below the barrier and tends to 1 above the barrier.

- The parameter B_1 determines $S(0)$ (expressed in MeV b):

$$S(0) = \exp(B_1) \quad \text{MeV b.} \quad (9)$$

The accuracy of extrapolating the approximated $S(E)$ to $E \rightarrow 0$ is high, as discussed below.

- The parameters B_2 (expressed in MeV^{-1}) and B_3 (expressed in MeV^{-2}) specify the energy dependence of $S(E)$ at $E \lesssim E_C$ as

$$S(E) = S(0) \exp(B_2 E + B_3 E^2) \quad \text{MeV b.} \quad (10)$$

Therefore, $S(E)$ at $E \lesssim E_C$ is actually determined by *three* parameters B_1 , B_2 , and B_3 out of the 9. This sub-barrier energy range is sufficient for the majority of applications to stellar burning (Sec. V). The 3-parameter fit remains quite accurate (within few tens percent) at $E \leq E_C - 2D$ (but becomes divergent at higher E ; see Sec. IV for an example). The same parameters B_1 , B_2 , and B_3 contribute also to the $S(E)$ dependence at $E \gtrsim E_C$ [see Eq. (11)].

- The parameters C_1 (dimensionless), C_2 (expressed in MeV^{-1}), C_3 (expressed in MeV^{-2}), and C_4 (expressed in MeV^{-3}), together with B_1 , B_2 , and B_3 , specify the $S(E)$ dependence at $E \gtrsim E_C$ (say, at $E \geq E_C + 2D$),

$$S(E) = S(0) \exp[C_1 + (B_2 + C_2)E + (C_3 + B_3)E^2 + C_4 E^3] \quad \text{MeV b.} \quad (11)$$

- In the last columns of Tables II–XI we give δ (in percentage), which is the maximum relative error of fitted $S(E)$ values for each reaction over the energy grid points.

Note that the maximum fit error δ does not exceed 16% for all the reactions in this study (and is much lower in many cases). The maximum errors ~ 10 –16% occur only for reactions involving very neutron-rich nuclei. For the majority of reactions, maximum errors are realized either at $E \sim E_C$ or at $E \sim E_{\max}$. Root-mean-square relative errors over the energy grid points are a factor of 2 to 3 lower than maximum errors δ . Considering the much larger uncertainties associated with the nuclear-physics input of the calculated $S(E)$ (Sec. II), our fit accuracy can be regarded as unnecessarily good. We keep it because it is good for a wide uniform data set. We expect that the same Eq. (7) can be used to approximate $S(E)$ for other reactions, as well as for the here discussed reactions when recalculated (in the future) with more advanced nuclear physics models. As for the present $S(E)$ data, they could have been approximated by Eq. (7) retaining 7 parameters out of the 9 (putting $B_3 = C_4 = 0$). The fit errors would be higher; in some cases the maximum errors would reach 30–40%.

Our calculations of $S(E)$ are limited by $E \geq 2$ MeV. Because of technical reasons (to solve the problem of quantum tunneling through a very thick Coulomb barrier) we cannot directly calculate $S(0)$. However, our fit expression (7) is arranged in such a way that it insures the low-energy dependence $S(E) = \exp(B_1 + B_2 E + B_3 E^2)$ that is predicted on theoretical grounds (e.g., Ref. [2]). Moreover, while fitting the data we have tried to reach best fit accuracy at low

E (that is most important for astrophysical applications). For that purpose, any $S(E)$ fit was done in three stages. First, we have fitted all data points by Eq. (7) and determine preliminary values of all fit parameters. Second, we have fitted only subbarrier $S(E)$ points ($2 \text{ MeV} \leq E \leq E_C - 2.5D$) by Eq. (10) to find B_1 , B_2 , and B_3 (obtaining thus an accurate description at low E). Third, we have refitted the entire $S(E)$ data set by Eq. (7) with the fixed values of B_1 , B_2 , and B_3 (as found at the previous stage) and obtain thus final values of E_C , D , C_1, \dots, C_4 . Accordingly, we expect that the fit enables one to correctly determine the expansion terms B_1 , B_2 , and B_3 , and extrapolate to $E = 0$. To check this point, we calculated $S(1 \text{ MeV}) = 1.732 \times 10^{84} \text{ MeV b}$ for the $^{46}\text{Mg} + ^{46}\text{Mg}$ reaction; it differs from the extrapolated value of $1.839 \times 10^{84} \text{ MeV b}$ only by 6%. This indicates that the extrapolation to $E \rightarrow 0$ should be reliable.

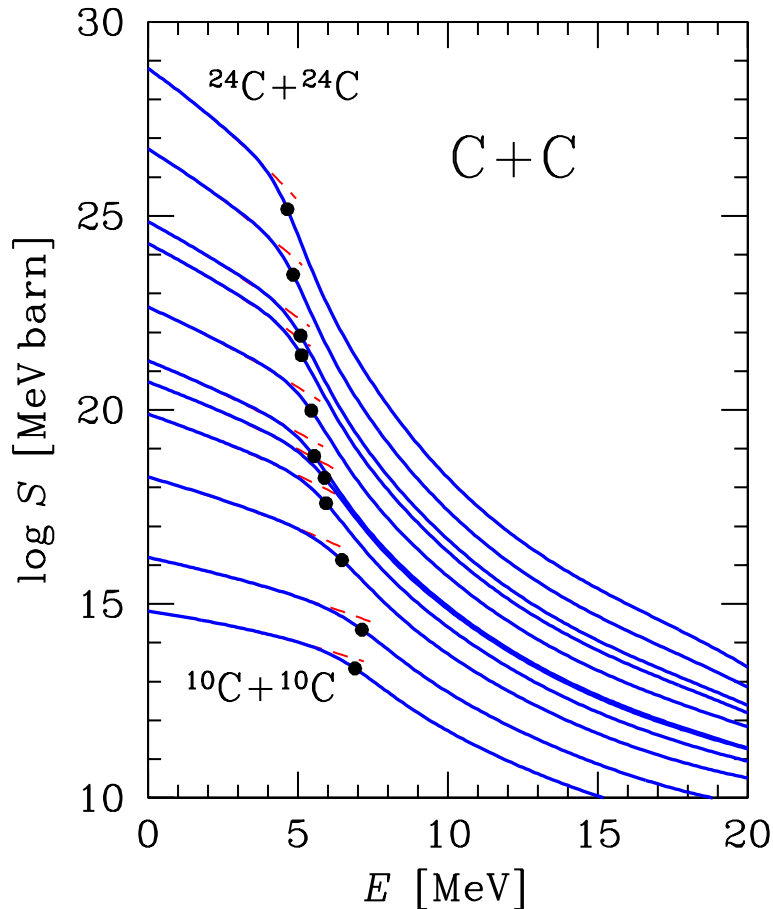


FIG. 1: (Color online) Analytic approximations of $S(E)$ for the C+C reactions involving different isotopes. The curves from bottom to top refer to $(A_1, A_2) = (10,10)$, $(12,12)$, $(12,16)$, $(12,20)$, $(16,16)$, $(12,24)$, $(16,20)$, $(16,24)$, $(20,20)$, $(20,24)$, and $(24,24)$ reactions. Solid curves show the 9-parameter approximation (7); dashed curves (plotted at $E \leq E_C + 0.3 \text{ MeV}$) show the 3-parameter approximation (10). Filled dots correspond to $E = E_C$.

As an example, Fig. 1 presents the approximated $S(E)$ dependence for the C+C reactions with $(A_1, A_2) = (10,10)$, $(12,12)$, $(12,16)$, $(12,20)$, $(16,16)$, $(12,24)$, $(16,20)$, $(16,24)$, $(20,20)$, $(20,24)$, and $(24,24)$. The solid lines show our 9-parameter approximation (7); they coincide with the calculated data points in the adopted logarithmic S -scale. Thus we do not present the calculated points to simplify the figure. We plot our fit expression not only in the energy range, where calculations are done (from 2 to 17.9 MeV, Table I), but extrapolate also beyond this range (from $E = 2 \text{ MeV}$ to $E = 0$, and from 17.9 MeV to 20 MeV). The thick dots mark the Coulomb barrier threshold, $E = E_C$. One can see that, indeed, the behavior of $S(E)$ below and above the Coulomb barrier is distinctly different, and the transition from one regime to the other takes place within a narrow energy range at $E \approx E_C$. For heavier isotopes (with larger nucleus radii), the Coulomb barrier decreases, which increases the $S(E)$ curve. The value of $S(0)$ for the reaction involving heaviest isotopes ($^{24}\text{C} + ^{24}\text{C}$) is approximately 15 orders of magnitude larger than for the reaction of lightest isotopes ($^{10}\text{C} + ^{10}\text{C}$). Finally, the dashed curves in Fig. 1 show our 3-parameter $S(E)$ approximation (10). It is seen to be fairly accurate below the Coulomb barrier, but becomes inaccurate in the vicinity of $E = E_C$ and at

larger E .

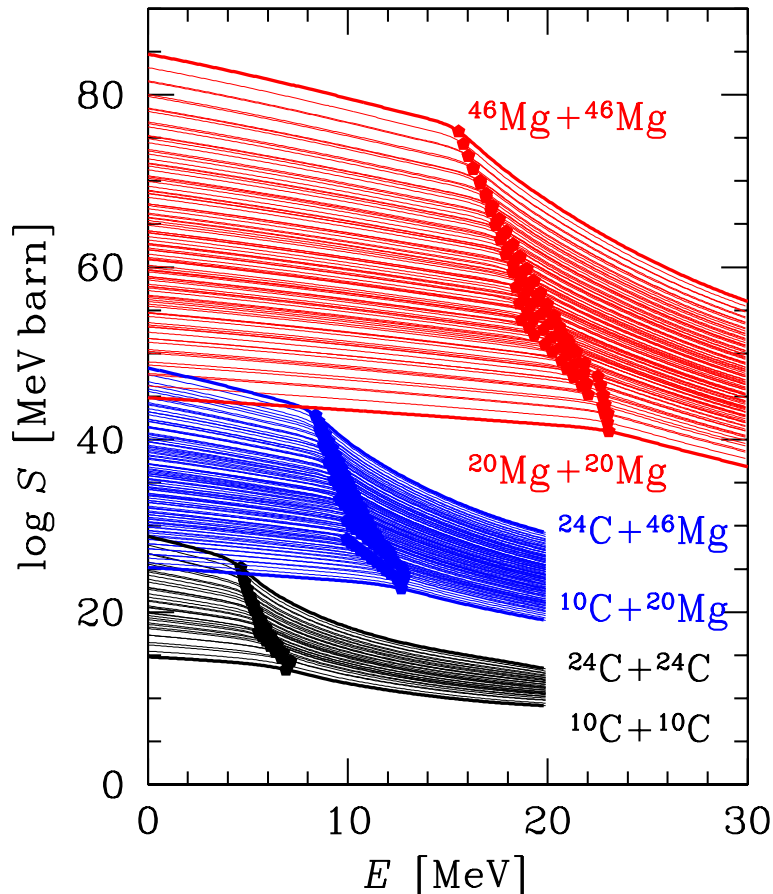


FIG. 2: (Color online) Analytic approximation (7) of $S(E)$ for 36 C+C reactions, 112 C+Mg reactions, and 105 Mg+Mg reactions (Table I). The curves for each reaction type are enclosed by the (thick) curves for the (indicated) reactions involving lightest and heaviest isotopes. Filled dots refer to $E = E_C$.

Figure 2 shows the $S(E)$ dependence for all 36 C+C reactions, 112 C+Mg reactions, 105 Mg+Mg fusion reactions considered in this study (Table I). The curves are 9-parameter fits (7), and the thick dots again mark the Coulomb barrier threshold, $E = E_C$. The curves for each fusion type (C+C, C+Mg, Mg+Mg) are enclosed by the thick curves for the reactions involving lightest and heaviest isotopes (for instance, $^{10}\text{C}+^{20}\text{Mg}$ and $^{24}\text{C}+^{46}\text{Mg}$, in the case of C+Mg reactions). The general $S(E)$ -behavior is seen to be the same as for C+C reactions. The difference of $S(E)$ values, especially at low E , for different reactions can be extremely large. For example, the difference of $S(0)$ for the $^{46}\text{Mg}+^{46}\text{Mg}$ and $^{10}\text{C}+^{10}\text{C}$ reactions is approximately 70 orders of magnitude.

IV. NUMERICAL EXAMPLE

As an example, we calculate $S(E)$ for the $^{20}\text{Ne}+^{24}\text{Mg}$ reaction at $E = 5$ MeV. According to Table I, fit parameters for the Ne+Mg reactions are listed in Table X. The reaction in question corresponds to $A_1 = 20$ and $A_2 = 24$. From line 17 of Table X we obtain the fit parameters:

$$\begin{aligned}
 E_C &= 19.019 \text{ MeV}, \quad D = 0.88 \text{ MeV}; \\
 B_1 &= 100.480, \quad B_2 = -0.3985 \text{ MeV}^{-1}, \quad B_3 = -0.00583 \text{ MeV}^{-2}; \\
 C_1 &= -40.079, \quad C_2 = 6.6560 \text{ MeV}^{-1}, \quad C_3 = -0.33863 \text{ MeV}^{-2}, \quad C_4 = 0.005087 \text{ MeV}^{-3}.
 \end{aligned}$$

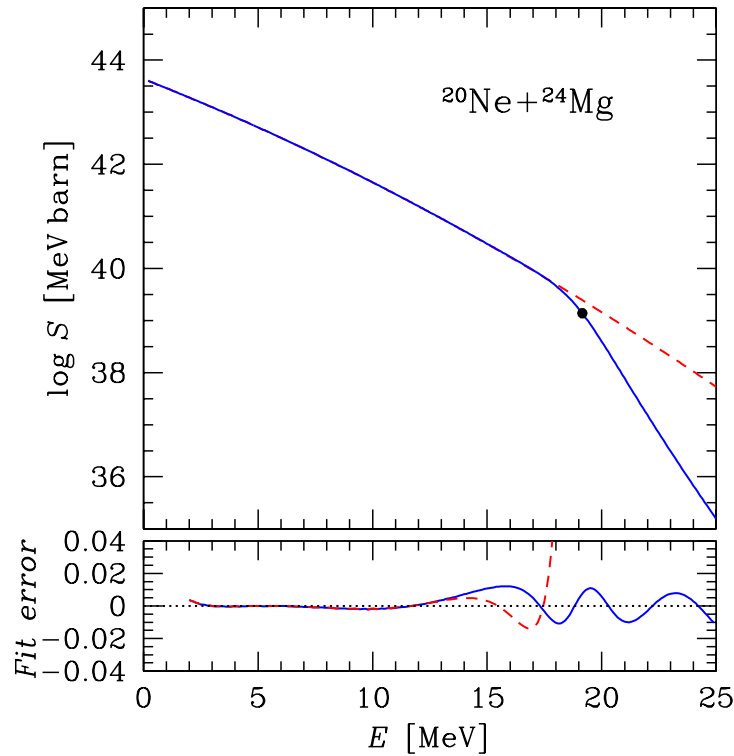


FIG. 3: (Color online) *Top*: Analytic approximations of $S(E)$ for the $^{20}\text{Ne}+^{24}\text{Mg}$ reaction. The solid and dashed lines are, respectively, the 9- and 3-parameter approximations (7) and (10). The filled dot refers to $E = E_C$. *Bottom*: Relative errors of these approximations with respect to computed data. The dotted line shows zero error to guide the eye.

Using Eq. (7) at $E = 5$ MeV we have

$$\begin{aligned}
 S(5 \text{ MeV}) &= \exp \left\{ 100.480 - 0.3985 \times 5 - 0.00583 \times 5^2 \right. \\
 &\quad \left. + \frac{-40.079 + 6.6560 \times 5 - 0.33863 \times 5^2 + 0.005087 \times 5^3}{1 + \exp[(19.019 - 5)/0.88]} \right\} \\
 &= 5.1223 \times 10^{42} \text{ MeV b.}
 \end{aligned} \tag{12}$$

In this particular example, the fitted value deviates only by 0.006% from the value $S(5 \text{ MeV}) = 5.1226 \text{ MeV b}$ calculated using the São Paulo potential.

Since our chosen energy $E = 5$ MeV is lower than the Coulomb barrier height, $E_C \approx 19$ MeV, we can also calculate $S(E)$ using our 3-parameter fit. From Eq. (9) we obtain

$$S(0) = \exp(100.480) = 4.3459 \times 10^{43} \text{ MeV b,} \tag{13}$$

and from Eq. (10) we have

$$\begin{aligned}
 S(5 \text{ MeV}) &= 4.3459 \times 10^{43} \exp(-0.3985 \times 5 - 0.00583 \times 5^2) \\
 &= 5.1223 \times 10^{42} \text{ MeV b,}
 \end{aligned} \tag{14}$$

in excellent agreement with the result (12) of the 9-parameter fit.

The $S(E)$ dependence for the $^{20}\text{Ne}+^{24}\text{Mg}$ reaction is plotted in the upper panel of Fig. 3. The solid and dashed lines are the 9- and 3-parameter fits, respectively. In the lower panel we show relative errors of fitted values of $S(E)$ [not of $\log S(E)$] with respect to the calculated values. We see that the 9-parameter fit is accurate over the entire energy range, in which original $S(E)$ values have been calculated (Table I). The maximum fit error of $\approx 1.2\%$ occurs at $E = 15.8$ MeV (and the root-mean-square fit error over all grid points is $\approx 0.6\%$). The three-parameter fit (10) stays highly accurate below the Coulomb barrier but diverges when E exceeds E_C . For instance, at $E = 25$ MeV it overestimates $S(E)$ by more than two orders of magnitude.

V. REACTION RATES

In the following we discuss the calculation of fusion reaction rates R [$\text{cm}^{-3} \text{s}^{-1}$] in stellar environments. Any reaction rate R depends on the environmental conditions such as temperature, density and composition of stellar matter. We cannot present tables of the reaction rates covering the entire parameter space but give a short description how the tabulated S -factors can be easily utilized for deriving the reaction rates.

We limit our discussion to the formalism for non-resonant reaction rates since the calculated S -factors presented here are entirely characterized by non-resonant cross section behavior. If the cross section is dominated by strong resonances the formalism should be modified by adding the resonance contribution separately (e.g., Ref. [41]).

As a rule, the main contribution to non-resonant rates comes from nucleus-nucleus collisions in a narrow energy range $E \approx E_{\text{pk}}$, and $S(E)$ is a slowly varying function of E . Then R can be expressed through $S(E_{\text{pk}})$. In particular, in the thermonuclear regime, neglecting the effects of plasma screening, E_{pk} is the standard Gamow-peak energy and the reaction rates are given by the well-known classical theory of thermonuclear burning (e.g., Refs. [1–3]). This regime is realized at sufficiently high temperatures of stellar matter when the nuclei form almost ideal Boltzmann gas. Even in this regime E_{pk} is typically lower than E_C , and $S(E)$ can be approximated by our 3-parameter fit (10) without any loss of accuracy in the reaction rate. If, however, one needs an accurate reaction rate at so high temperatures that $E_{\text{pk}} \gtrsim E_C$, one should exactly calculate the rate by integrating over E with the full 9-parameter fit (7) for $S(E)$. The same fit can also be used for evaluating the reaction cross sections $\sigma(E)$ in astrophysical studies and nuclear physics laboratory experiments.

At lower temperatures the Gamow peak approach remains as a valid approximation but one should take into account the plasma screening effects and a possible transition to the pycnonuclear burning regime. In this case the equations for reaction rates should be modified. These modifications are described in the literature (e.g., Refs. [17–20] and references therein). They are model-dependent, but in any case they contain the values of $S(E)$ at certain ‘‘Gamow-peak’’ energies E_{pk} (that are also modified by the plasma screening and pycnonuclear burning effects, and depend on T and ρ). Such energies are typically much lower than E_C , so that our 3-parameter fits apply.

Specifically, Ref. [17] gives the expressions (Sec. III.G of [17]) for reaction rates in one-component ion plasma in all 5 burning regimes. Ref. [18] generalizes these expressions (Sec. III.G of [18]) to the case of multicomponent ion plasma. The authors of Refs. [19] and [20] present more accurate calculations and approximations of reaction rates in one-component and multi-component ion plasma, respectively. They use the WKB Coulomb tunneling approximation in a radial mean field plasma potential (that was extracted from extended Monte Carlo simulations of classical strongly coupled ion plasmas). Their results are valid in the thermonuclear burning regime and in the intermediate thermopycno nuclear regime (it is possible that they can also be extended to lower temperatures). In these regimes, the enhancement factors of nuclear reaction rates due to plasma screening effects, given in Refs. [17–20], are in a reasonably good agreement. In the pycnonuclear regimes (at zero temperature and with thermal enhancement) the results [17, 18] are model dependent due to plasma physics uncertainties. For that reason, the authors of [17, 18] present optimal (recommended) as well as maximum and minimum theoretical reaction rates.

Note an omission in Ref. [17]: the expression for the parameter λ , given by Eq. (24) in [17], for pycnonuclear burning models in face-centered cubic crystals has to be divided by $2^{1/3}$. This omission did not affect our choice of optimal, maximum, and minimum reaction rates in [17], and our results in [18]. In addition, notice two typos in [18]. In Eq. (32) of [18] there should be the exponent sign \exp before the last term in brackets in the expression for F_{pyc} ; in Eq. (33) the product $x_i x_j$ must be replaced by $X_i X_j$. Also notice that in Refs. [17, 18] we neglected the Coulomb shifts of nucleus energy levels in dense matter in the expression for E_{pk} at low temperatures (in pycnonuclear burning regimes). These effects can influence the reaction rates at low T if $S(E)$ is not a very slowly varying function of E . Such shifts of E_{pk} have been mentioned in the literature (e.g., Ref. [41]) and were parameterized in [20]. We recommend to use Eq. (35) of Ref. [20] to calculate E_{pk} at all densities and temperatures. The use of Eq. (40) of Ref. [18] is also possible (gives correct rates of the reactions of study, within nuclear physics uncertainties, for those densities and temperatures, where these reactions are most efficient).

For illustration of the procedure, Fig. 4 presents the rate of the previously discussed example $^{20}\text{Ne}+^{24}\text{Mg}$ as a function of density and temperature of matter composed of ^{20}Ne and ^{24}Mg nuclei with equal number densities of Ne and Mg nuclei. The rate is calculated using the optimal model of the reaction rate from Ref. [18]. We show a wider $\rho - T$ range than the range, where these nuclei can really exist in stellar matter, in order to demonstrate all features of the reaction rate; these features are qualitatively the same for all reactions of our study. One can see a strong temperature dependence of the rate at high T in the thermonuclear burning regimes, and a strong density dependence at high ρ and low T in the pycnonuclear regimes.

Finally, let us note again that nuclear physics uncertainties of our calculated $S(E)$ are not small (Sec. II) and they translate into uncertainties in the reaction rates. However, as we analyzed in [22], such uncertainties are often not very important for astrophysical applications.

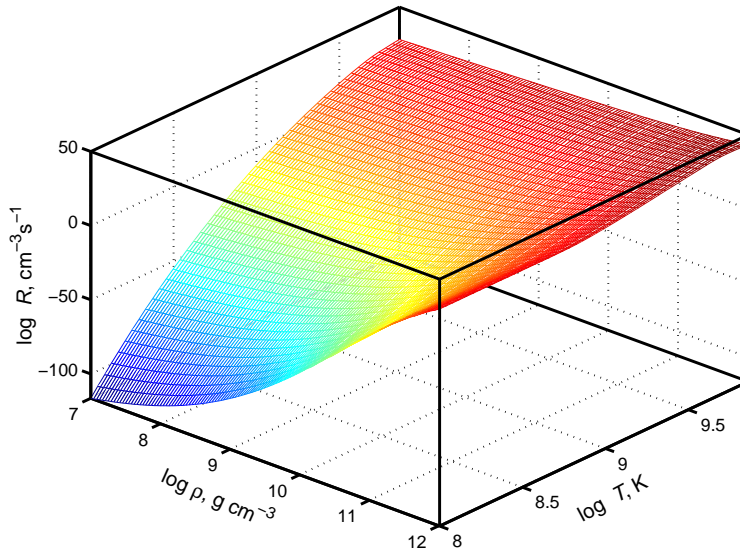


FIG. 4: (Color online) Density-temperature dependence of the $^{20}\text{Ne}+^{24}\text{Mg}$ reaction rate in an ^{20}Ne - ^{24}Mg mixture with equal number fractions of Ne and Mg.

VI. CONCLUSIONS

Using São Paulo method and the barrier penetration model we have calculated the astrophysical S -factor as a function of energy for 946 fusion reactions involving various isotopes of C, O, Ne, and Mg, from the stability valley to very neutron-rich nuclei. The calculations have been performed on a dense grid of center-of-mass energies E , from 2 MeV to 18–30 MeV, covering wide energy ranges below and above the Coulomb barrier.

We fit calculated $S(E)$ values by a simple and accurate universal 9-parameter analytic formula, and present tables of fit parameters for all the reactions. The fit error does not exceed 16%. The formula allows extrapolating $S(E)$ outside the considered energy range, particularly, to lower energies $E \rightarrow 0$ of astrophysical interest. We have also shown that the reduced fit expression, containing 3 fit parameters out of 9, is fairly accurate at energies below the Coulomb barrier and sufficient for accurate calculations of the reaction rates at not too high temperatures of stellar matter.

Our results can be used in computer codes for calculating nuclear fusion rates and simulating various phenomena associated with nuclear burning in high temperature and/or high density astrophysical and laboratory plasmas. In particular, they can be used for modelling nuclear burning in massive accreting white dwarfs (type Ia supernovae) or in accreting neutron stars (superbursts, deep crustal burning in X-ray transient sources). Nuclear burning at high densities in these compact stars can involve neutron-rich nuclei considered in the present paper.

The calculated $S(E)$ factors are rapidly varying functions of energy E . Their values for various reactions can differ by many orders of magnitude. On the other hand, their energy dependence looks self-similar over a broad spectrum of the reactions. We will address these findings in a separate publication.

Acknowledgments

DY is grateful to Andrew Chugunov for critical remarks and to Peter Shternin for his assistance in the artwork. This work was partly supported by the Joint Institute for Nuclear Astrophysics (NSF-PHY-0822648), the U.S. Department of Energy under the grant DE-FG02-07ER41459, the Russian Foundation for Basic Research (grants 08-02-00837 and 09-02-1208), and by the State Program “Leading Scientific Schools of Russian Federation” (Grant NSh 2600.2008.2).

[1] E. M. Burbidge, G. R. Burbidge, W. A. Fowler, and F. Hoyle, Rev. Mod. Phys. **29**, 547 (1957).

- [2] W. A. Fowler and F. Hoyle, *Astrophys. J. Suppl.* **9**, 201 (1964); Appendix C.
- [3] D. D. Clayton, *Principles of Stellar Evolution and Nucleosynthesis* (University of Chicago Press, Chicago, 1983).
- [4] S. L. Shapiro and S. A. Teukolsky, *Black Holes, White Dwarfs, and Neutron Stars* (Wiley-Interscience, New York, 1983).
- [5] J. C. Niemeyer and S. E. Woosley, *Astrophys. J.* **475** 740 (1997).
- [6] P. Höflich, *Nucl. Phys. A* **777**, 579 (2006).
- [7] T. Strohmayer and L. Bildsten, in *Compact Stellar X-Ray Sources*, eds. W. H. G. Lewin, M. Van der Klis (Cambridge University Press, Cambridge, 2006), p. 113.
- [8] H. Schatz, L. Bildsten, and A. Cumming, *Astrophys. J.* **583**, L87 (2003).
- [9] A. Cumming, J. Macbeth, J. J. M. in 't Zand, and D. Page, *Astrophys. J.* **646**, 429 (2006).
- [10] S. Gupta, E. F. Brown, H. Schatz, P. Möller, and K.-L. Kratz, *Astrophys. J.* **662**, 1188 (2007).
- [11] P. Haensel and J. L. Zdunik, *Astron. Astrophys.* **229**, 117 (1990).
- [12] P. Haensel and J. L. Zdunik, *Astron. Astrophys.* **404**, L33 (2003).
- [13] E. F. Brown and L. Bildsten, *Astrophys. J.* **496**, 915 (1998).
- [14] D. Page, U. Geppert, and F. Weber, *Nucl. Phys. A*, **777**, 497 (2006).
- [15] K. P. Levenfish and P. Haensel, *Astrophys. Space Sci.* **308**, 457 (2007).
- [16] E. E. Salpeter and H. M. Van Horn, *Astrophys. J.* **155**, 183 (1969).
- [17] L. R. Gasques, A. V. Afanasjev, E. F. Aguilera, M. Beard, L. C. Chamon, P. Ring, M. Wiescher, and D. G. Yakovlev, *Phys. Rev. C* **72**, 025806 (2005).
- [18] D. G. Yakovlev, L. R. Gasques, A. V. Afanasjev, M. Beard, and M. Wiescher, *Phys. Rev. C* **74**, 035803 (2006).
- [19] A. I. Chugunov, H. E. De Witt, and D. G. Yakovlev, *Phys. Rev. D* **76**, 025028 (2007).
- [20] A. I. Chugunov and H. E. Dewitt, *Phys. Rev. C* **80**, 014611 (2009).
- [21] P. Haensel, A. Y. Potekhin, and D. G. Yakovlev, *Neutron Stars. 1. Equation of State and Structure* (Springer, New York, 2007).
- [22] L. R. Gasques, A. V. Afanasjev, M. Beard, J. Lubian, T. Neff, M. Wiescher, and D. G. Yakovlev, *Phys. Rev. C* **76**, 045802 (2007).
- [23] L. C. Chamon, B. V. Carlson, L. R. Gasques, D. Pereira, C. De Conti, M. A. G. Alvarez, M. S. Hussein, M. A. Cândido Ribeiro, E. S. Rossi Jr, and C. P. Silva, *Phys. Rev. C* **66**, 014610 (2002).
- [24] M. A. Cândido Ribeiro, L. C. Chamon, D. Pereira, M. S. Hussein, and D. Galetti, *Phys. Rev. Lett.* **78**, 3270 (1997).
- [25] L. C. Chamon, D. Pereira, M. S. Hussein, M. A. Cândido Ribeiro, and D. Galetti, *Phys. Rev. Lett.* **79**, 5218 (1997).
- [26] L. C. Chamon, D. Pereira, and M. S. Hussein, *Phys. Rev. C* **58**, 576 (1998).
- [27] L. R. Gasques, L. C. Chamon, D. Pereira, M. A. G. Alvarez, E. S. Rossi Jr, C. P. Silva, and B. V. Carlson, *Phys. Rev. C* **69**, 034603 (2004).
- [28] L. C. Chamon, L. R. Gasques, D. Pereira, and B. V. Carlson, *Prog. Theor. Phys. Suppl.* **154**, 169 (2004).
- [29] M. A. G. Alvarez, L. C. Chamon, M. S. Hussein, D. Pereira, L. R. Gasques, E. S. Rossi Jr, and C. P. Silva, *Nucl. Phys. A* **723**, 93 (2003).
- [30] M. A. G. Alvarez, L. C. Chamon, D. Pereira, E. S. Rossi Jr, C. P. Silva, L. R. Gasques, H. Dias, and M. O. Roos, *Nucl. Phys. A* **656**, 187 (1999).
- [31] C. P. Silva, M. A. G. Alvarez, L. C. Chamon, D. Pereira, M. N. Rao, E. S. Rossi Jr, L. R. Gasques, M. A. E. Santo, R. M. Anjos, J. Lubian, P. R. S. Gomes, C. Muri, B. V. Carlson, S. Kailas, A. Chatterjee, P. Singh, A. Shrivastava, K. Mahata, and S. Santra, *Nucl. Phys. A* **679**, 287 (2001).
- [32] L. R. Gasques, L. C. Chamon, C. P. Silva, D. Pereira, M. A. G. Alvarez, E. S. Rossi Jr, V. P. Likhachev, B. V. Carlson, and C. De Conti, *Phys. Rev. C* **65** 044314 (2002).
- [33] E. S. Rossi Jr, D. Pereira, L. C. Chamon, C. P. Silva, M. A. G. Alvarez, L. R. Gasques, J. Lubian, B. V. Carlson, C. De Conti, *Nucl. Phys. A* **707**, 325 (2002).
- [34] L. R. Gasques, L. C. Chamon, D. Pereira, V. Guimarães, A. Lépine-Szily, M. A. G. Alvarez, E. S. Rossi Jr, C. P. Silva, B. V. Carlson, J. J. Kolata, L. Lamm, D. Peterson, P. Santi, S. Vincent, P. A. De Young, and G. Peasley, *Phys. Rev. C* **67**, 024602 (2003).
- [35] L. R. Gasques, L. C. Chamon, D. Pereira, M. A. G. Alvarez, E. S. Rossi Jr, C. P. Silva, G. P. A. Nobre, and B. V. Carlson, *Phys. Rev. C* **67**, 067603 (2003).
- [36] D. Vretenar, A. V. Afanasjev, G. A. Lalazissis, and P. Ring, *Phys. Rep.* **409**, 101 (2005).
- [37] A. V. Afanasjev, P. Ring, and J. König, *Nucl. Phys. A* **676**, 196 (2000).
- [38] G. A. Lalazissis, J. König, and P. Ring, *Phys. Rev. C* **55**, 540 (1997).
- [39] G. A. Lalazissis, T. Nikšić, D. Vretenar, and P. Ring, *Phys. Rev. C* **71**, 024312 (2005).
- [40] P. Haensel and J. L. Zdunik, *Astron. Astrophys.* **227**, 431 (1990).
- [41] N. Itoh, N. Tomizawa, S. Wanajo, and S. Nozawa, *Astrophys. J.* **586**, 1436 (2003).

TABLE II: Fit parameters for C+C reactions

A_1	A_2	E_C	D	B_1	B_2	B_3	C_1	C_2	C_3	C_4	δ
10	10	6.871	0.91	34.213	-0.3307	-0.0109	4.668	-1.1271	0.0348	0.00021	4
10	12	6.988	0.92	35.713	-0.3693	-0.0121	4.734	-1.1528	0.0378	0.00018	3
10	14	6.663	0.87	38.031	-0.4182	-0.0166	5.762	-1.5058	0.0646	-0.00025	4
10	16	6.379	0.83	39.941	-0.4733	-0.0166	6.550	-1.7790	0.0833	-0.00062	4
10	18	6.123	0.78	41.647	-0.5158	-0.0183	7.396	-2.0754	0.1051	-0.00105	5
10	20	5.905	0.73	43.156	-0.5415	-0.0227	8.261	-2.3877	0.1307	-0.00150	5
10	22	5.718	0.72	44.608	-0.6266	-0.0169	8.415	-2.5025	0.1368	-0.00176	6
10	24	5.532	0.68	45.942	-0.6489	-0.0232	9.160	-2.8043	0.1645	-0.00224	6
12	12	7.134	0.94	37.333	-0.4065	-0.0137	4.881	-1.1909	0.0418	0.00014	3
12	14	6.775	0.88	39.943	-0.4693	-0.0173	5.888	-1.5338	0.0665	-0.00024	3
12	16	6.464	0.83	42.101	-0.5232	-0.0185	6.915	-1.8702	0.0897	-0.00068	4
12	18	6.181	0.77	44.052	-0.5718	-0.0201	7.917	-2.2116	0.1145	-0.00116	5
12	20	5.941	0.72	45.791	-0.6079	-0.0239	8.898	-2.5590	0.1421	-0.00168	6
12	22	5.738	0.68	47.356	-0.6335	-0.0296	9.784	-2.8934	0.1709	-0.00219	6
12	24	5.540	0.64	48.901	-0.6713	-0.0346	10.504	-3.2005	0.1988	-0.00271	7
14	14	6.445	0.83	42.784	-0.5432	-0.0212	6.918	-1.9065	0.0949	-0.00072	4
14	16	6.157	0.78	45.169	-0.6161	-0.0209	7.899	-2.2506	0.1191	-0.00123	5
14	18	5.895	0.72	47.295	-0.6599	-0.0250	9.062	-2.6545	0.1508	-0.00182	6
14	20	5.673	0.67	49.193	-0.6899	-0.0316	10.172	-3.0582	0.1851	-0.00244	6
14	22	5.491	0.64	50.988	-0.7702	-0.0295	10.615	-3.2765	0.2018	-0.00285	7
14	24	5.314	0.61	52.703	-0.8271	-0.0329	11.226	-3.5647	0.2281	-0.00338	7
16	16	5.888	0.71	47.701	-0.6584	-0.0276	9.290	-2.7244	0.1572	-0.00190	6
16	18	5.647	0.66	50.013	-0.7101	-0.0321	10.412	-3.1415	0.1913	-0.00255	6
16	20	5.450	0.63	52.154	-0.7995	-0.0302	11.010	-3.4116	0.2118	-0.00305	7
16	22	5.283	0.59	54.027	-0.8293	-0.0386	11.905	-3.7870	0.2471	-0.00367	7
16	24	5.126	0.57	55.926	-0.9205	-0.0376	12.257	-4.0103	0.2668	-0.00414	7
18	18	5.429	0.62	52.543	-0.8033	-0.0313	11.236	-3.4867	0.2180	-0.00317	7
18	20	5.250	0.58	54.785	-0.8579	-0.0371	12.123	-3.8647	0.2518	-0.00380	7
18	22	5.105	0.55	56.843	-0.9224	-0.0411	12.714	-4.1636	0.2795	-0.00435	7
18	24	4.969	0.53	58.794	-0.9577	-0.0519	13.358	-4.5109	0.3164	-0.00496	7
20	20	5.093	0.56	57.224	-0.9562	-0.0368	12.674	-4.1534	0.2762	-0.00436	8
20	22	4.962	0.53	59.416	-1.0251	-0.0416	13.237	-4.4575	0.3055	-0.00493	7
20	24	4.842	0.51	61.533	-1.0938	-0.0480	13.656	-4.7418	0.3355	-0.00548	7
22	22	4.855	0.50	61.619	-1.0111	-0.0631	14.084	-4.9010	0.3558	-0.00561	7
22	24	4.741	0.50	63.978	-1.1768	-0.0534	14.023	-5.0149	0.3638	-0.00601	8
24	24	4.651	0.48	66.298	-1.2295	-0.0667	14.396	-5.3244	0.4013	-0.00658	10

TABLE III: Fit parameters for C+O reactions

A_C	A_O	E_C	D	B_1	B_2	B_3	C_1	C_2	C_3	C_4	δ
10	12	8.852	1.01	41.846	-0.3041	-0.00687	7.253	-1.2828	0.03300	-0.000026	4
10	14	8.987	1.03	43.349	-0.3366	-0.00878	7.175	-1.2850	0.03506	-0.000019	4
10	16	8.846	0.99	45.102	-0.3716	-0.01071	7.277	-1.3364	0.03825	-0.000013	4
10	18	8.633	0.98	46.767	-0.4065	-0.01172	7.928	-1.4902	0.04489	-0.000014	4
10	20	8.411	0.94	48.281	-0.4381	-0.01273	8.381	-1.6072	0.04990	-0.000013	5
10	22	8.170	0.90	49.719	-0.4684	-0.01350	8.855	-1.7305	0.05484	-0.000008	5
10	24	7.896	0.84	51.164	-0.5000	-0.01397	9.395	-1.8751	0.06053	-0.000012	5
10	26	7.683	0.81	52.507	-0.5320	-0.01509	9.691	-1.9846	0.06568	-0.000007	5
10	28	7.490	0.77	53.757	-0.5629	-0.01598	9.968	-2.0909	0.07068	-0.000007	5
12	12	8.927	1.00	43.965	-0.3440	-0.00786	7.522	-1.3307	0.03524	-0.000015	4
12	14	9.120	1.03	45.591	-0.3758	-0.01009	7.393	-1.3221	0.03711	-0.000006	4
12	16	8.998	1.00	47.541	-0.4158	-0.01195	7.454	-1.3683	0.04019	-0.000005	4
12	18	8.775	0.98	49.415	-0.4515	-0.01336	8.239	-1.5457	0.04790	-0.000007	4
12	20	8.538	0.94	51.135	-0.4864	-0.01445	8.785	-1.6799	0.05356	-0.000008	5
12	22	8.273	0.89	52.781	-0.5199	-0.01532	9.383	-1.8269	0.05942	-0.000007	5
12	24	7.969	0.83	54.449	-0.5552	-0.01588	10.055	-1.9974	0.06594	-0.000006	5
12	26	7.744	0.79	55.991	-0.5920	-0.01704	10.408	-2.1236	0.07187	-0.000007	5
12	28	7.538	0.75	57.422	-0.6237	-0.01847	10.784	-2.2543	0.07816	-0.000007	5
14	12	8.479	0.94	46.933	-0.3989	-0.00996	8.402	-1.5560	0.04440	0.000001	5
14	14	8.642	0.96	48.836	-0.4356	-0.01247	8.397	-1.5704	0.04743	0.000001	5
14	16	8.532	0.93	51.030	-0.4811	-0.01465	8.595	-1.6482	0.05212	0.000001	4
14	18	8.317	0.90	53.122	-0.5214	-0.01643	9.329	-1.8235	0.06004	0.000002	5
14	20	8.105	0.86	55.040	-0.5611	-0.01784	9.872	-1.9670	0.06648	0.000002	5
14	22	7.878	0.81	56.868	-0.5996	-0.01897	10.413	-2.1167	0.07293	0.000002	5
14	24	7.635	0.76	58.705	-0.6393	-0.01991	10.741	-2.2299	0.07592	0.000099	5
14	26	7.431	0.74	60.402	-0.6794	-0.02159	11.751	-2.5408	0.09755	-0.000296	5
14	28	7.234	0.72	61.988	-0.7194	-0.02280	12.764	-2.8529	0.11930	-0.000711	6
16	12	8.086	0.81	49.366	-0.4448	-0.01086	7.294	-1.2493	0.00990	0.001112	4
16	14	8.245	0.89	51.519	-0.4847	-0.01354	9.463	-1.8210	0.05761	-0.000035	5
16	16	8.137	0.86	53.937	-0.5333	-0.01608	9.863	-1.9453	0.06496	-0.000062	5
16	18	7.942	0.82	56.241	-0.5807	-0.01782	10.451	-2.1011	0.07184	-0.000041	5
16	20	7.763	0.79	58.352	-0.6253	-0.01944	10.918	-2.2433	0.07857	-0.000041	5
16	22	7.575	0.75	60.356	-0.6673	-0.02103	11.383	-2.3964	0.08606	-0.000057	5
16	24	7.342	0.72	62.357	-0.7103	-0.02254	12.733	-2.7873	0.11230	-0.000548	6
16	26	7.152	0.70	64.206	-0.7550	-0.02453	13.743	-3.1135	0.13581	-0.000985	7
16	28	6.967	0.68	65.937	-0.7991	-0.02613	14.768	-3.4437	0.15970	-0.001448	7
18	12	7.805	0.78	51.552	-0.4858	-0.01203	8.742	-1.6379	0.03385	0.000690	5
18	14	7.900	0.78	53.948	-0.5322	-0.01443	8.938	-1.6840	0.03718	0.000714	4
18	16	7.776	0.78	56.575	-0.5828	-0.01745	10.667	-2.1320	0.06895	0.000119	5
18	18	7.641	0.76	59.081	-0.6384	-0.01898	10.893	-2.2411	0.07427	0.000130	5
18	20	7.474	0.73	61.369	-0.6852	-0.02120	12.053	-2.5731	0.09674	-0.000258	5
18	22	7.288	0.71	63.537	-0.7299	-0.02337	13.298	-2.9361	0.12170	-0.000709	6
18	24	7.075	0.68	65.696	-0.7796	-0.02495	14.543	-3.3215	0.14842	-0.001219	7
18	26	6.897	0.66	67.689	-0.8287	-0.02725	15.569	-3.6648	0.17392	-0.001700	7
18	28	6.724	0.64	69.556	-0.8764	-0.02930	16.609	-4.0129	0.19998	-0.002209	8
20	12	7.569	0.76	53.533	-0.5337	-0.01221	9.721	-1.9331	0.05220	0.000352	5
20	14	7.639	0.75	56.139	-0.5766	-0.01578	10.204	-2.0381	0.05908	0.000348	6
20	16	7.507	0.71	58.966	-0.6326	-0.01886	10.470	-2.0917	0.05637	0.000723	5
20	18	7.378	0.72	61.652	-0.6911	-0.02090	12.526	-2.7034	0.10491	-0.000433	6
20	20	7.220	0.70	64.111	-0.7440	-0.02316	13.667	-3.0438	0.12845	-0.000848	6
20	22	7.045	0.68	66.436	-0.7936	-0.02556	14.905	-3.4192	0.15497	-0.001335	7
20	24	6.844	0.65	68.738	-0.8455	-0.02786	16.202	-3.8320	0.18471	-0.001905	8
20	26	6.678	0.63	70.870	-0.9009	-0.03017	17.185	-4.1773	0.21094	-0.002408	9
20	28	6.515	0.60	72.867	-0.9527	-0.03257	18.231	-4.5395	0.23882	-0.002956	9
22	12	7.374	0.73	55.320	-0.5716	-0.01375	10.261	-2.1262	0.06371	0.000219	6
22	14	7.436	0.72	58.133	-0.6189	-0.01740	10.764	-2.2400	0.07085	0.000221	7
22	16	7.284	0.69	61.140	-0.6764	-0.02110	11.927	-2.5211	0.08621	0.000159	5
22	18	7.148	0.69	63.996	-0.7398	-0.02336	14.069	-3.1605	0.13707	-0.001046	7
22	20	7.003	0.67	66.614	-0.7982	-0.02570	15.061	-3.4764	0.15910	-0.001420	7
22	22	6.838	0.65	69.089	-0.8534	-0.02820	16.270	-3.8574	0.18657	-0.001931	8
22	24	6.649	0.62	71.527	-0.9099	-0.03081	17.555	-4.2806	0.21787	-0.002536	9

TABLE III: C+O reactions (continued)

A_C	A_O	E_C	D	B_1	B_2	B_3	C_1	C_2	C_3	C_4	δ
22	26	6.489	0.60	73.785	-0.9671	-0.03381	18.630	-4.6586	0.24733	-0.003103	9
22	28	6.339	0.58	75.921	-1.0332	-0.03501	19.499	-4.9865	0.27269	-0.003625	10
24	12	7.136	0.71	57.057	-0.6058	-0.01671	12.042	-2.6397	0.10188	-0.000559	6
24	14	7.182	0.70	60.083	-0.6642	-0.01954	12.750	-2.8106	0.11307	-0.000677	6
24	16	7.063	0.67	63.268	-0.7268	-0.02349	13.244	-2.9421	0.11703	-0.000439	6
24	18	6.932	0.67	66.287	-0.7959	-0.02583	15.164	-3.5342	0.16427	-0.001544	8
24	20	6.786	0.64	69.052	-0.8562	-0.02886	16.405	-3.9210	0.19239	-0.002053	8
24	22	6.632	0.62	71.668	-0.9178	-0.03135	17.570	-4.3033	0.22051	-0.002584	9
24	24	6.454	0.59	74.234	-0.9780	-0.03443	18.867	-4.7418	0.25380	-0.003230	9
24	26	6.304	0.57	76.622	-1.0442	-0.03702	19.867	-5.1112	0.28301	-0.003806	10
24	28	6.160	0.55	78.853	-1.1017	-0.04043	20.917	-5.4981	0.31433	-0.004422	11

TABLE IV: Fit parameters for C+Ne reactions

A_C	A_{Ne}	E_C	D	B_1	B_2	B_3	C_1	C_2	C_3	C_4	δ
10	18	10.785	1.04	51.730	-0.3382	-0.00756	7.339	-0.8795	-0.00206	0.000700	4
10	20	10.645	1.02	53.219	-0.3648	-0.00852	7.479	-0.9120	-0.00205	0.000775	4
10	22	10.478	1.00	54.584	-0.3888	-0.00931	7.652	-0.9445	-0.00261	0.000865	4
10	24	10.293	0.97	55.866	-0.4115	-0.00995	7.929	-0.9977	-0.00218	0.000935	4
10	26	10.000	0.92	57.301	-0.4362	-0.01044	8.333	-1.0738	-0.00214	0.001043	4
10	28	9.774	0.89	58.622	-0.4612	-0.01129	8.548	-1.1307	-0.00184	0.001138	4
10	30	9.577	0.86	59.832	-0.4838	-0.01213	8.712	-1.1802	-0.00170	0.001231	5
10	32	9.303	0.83	61.127	-0.5103	-0.01195	10.051	-1.4841	0.01442	0.000957	5
10	34	9.012	0.83	62.398	-0.5348	-0.01171	13.111	-2.1793	0.05842	0.000040	7
10	36	8.757	0.79	63.610	-0.5596	-0.01152	13.547	-2.3000	0.06210	0.000044	7
10	38	8.548	0.76	64.739	-0.5796	-0.01207	13.875	-2.4106	0.06631	0.000043	7
10	40	8.354	0.74	65.800	-0.5989	-0.01297	14.894	-2.6830	0.08311	-0.000252	7
12	18	10.947	1.04	54.732	-0.3795	-0.00876	7.684	-0.9323	0.00048	0.000692	4
12	20	10.817	1.03	56.402	-0.4078	-0.00988	7.852	-0.9693	0.00072	0.000768	4
12	22	10.649	1.00	57.944	-0.4338	-0.01075	8.083	-1.0108	0.00051	0.000855	4
12	24	10.453	0.97	59.405	-0.4585	-0.01146	8.402	-1.0663	0.00059	0.000942	4
12	26	10.127	0.92	61.060	-0.4867	-0.01199	8.915	-1.1568	0.00064	0.001065	4
12	28	9.883	0.88	62.573	-0.5152	-0.01287	9.179	-1.2203	0.00079	0.001175	4
12	30	9.672	0.85	63.966	-0.5429	-0.01354	9.366	-1.2742	0.00074	0.001276	5
12	32	9.366	0.82	65.474	-0.5722	-0.01338	11.027	-1.6422	0.02017	0.000948	5
12	34	9.049	0.79	66.961	-0.6004	-0.01311	12.854	-2.0536	0.04241	0.000557	6
12	36	8.771	0.76	68.375	-0.6274	-0.01314	14.421	-2.4298	0.06361	0.000179	6
12	38	8.522	0.73	69.684	-0.6457	-0.01451	16.084	-2.8354	0.08817	-0.000252	7
12	40	8.321	0.71	70.921	-0.6697	-0.01541	17.136	-3.1275	0.10632	-0.000573	8
14	18	10.386	0.96	58.841	-0.4395	-0.01079	8.713	-1.1076	0.00156	0.000911	4
14	20	10.267	0.94	60.732	-0.4717	-0.01212	8.976	-1.1674	0.00312	0.000971	4
14	22	10.122	0.92	62.476	-0.5014	-0.01318	9.304	-1.2373	0.00482	0.001029	4
14	24	9.954	0.89	64.121	-0.5298	-0.01407	9.507	-1.2788	0.00404	0.001144	4
14	26	9.689	0.84	65.947	-0.5619	-0.01479	9.863	-1.3604	0.00416	0.001269	5
14	28	9.477	0.83	67.619	-0.5935	-0.01596	11.111	-1.6567	0.02116	0.001004	5
14	30	9.279	0.85	69.163	-0.6248	-0.01683	14.612	-2.4628	0.07509	-0.000129	7
14	32	8.979	0.80	70.817	-0.6583	-0.01681	15.217	-2.6092	0.07913	-0.000100	7
14	34	8.691	0.75	72.439	-0.6862	-0.01727	15.916	-2.7859	0.08521	-0.000100	7
14	36	8.431	0.72	73.987	-0.7171	-0.01749	17.438	-3.1724	0.10790	-0.000513	8
14	38	8.209	0.69	75.434	-0.7450	-0.01831	18.725	-3.5210	0.12940	-0.000900	8
14	40	8.019	0.67	76.790	-0.7725	-0.01947	19.785	-3.8284	0.14922	-0.001256	9
16	18	9.941	0.88	62.281	-0.4904	-0.01165	9.728	-1.2791	0.00263	0.001089	5
16	20	9.835	0.86	64.382	-0.5264	-0.01307	9.871	-1.3196	0.00273	0.001191	4
16	22	9.713	0.84	66.319	-0.5593	-0.01432	9.992	-1.3540	0.00198	0.001312	5
16	24	9.566	0.82	68.144	-0.5910	-0.01535	11.041	-1.5928	0.01518	0.001118	5
16	26	9.321	0.80	70.139	-0.6264	-0.01634	12.593	-1.9523	0.03524	0.000798	6
16	28	9.111	0.81	71.969	-0.6621	-0.01764	15.641	-2.6646	0.08243	-0.000161	7
16	30	8.922	0.79	73.661	-0.6969	-0.01869	16.059	-2.7901	0.08788	-0.000171	7
16	32	8.674	0.75	75.460	-0.7331	-0.01903	16.532	-2.9374	0.09312	-0.000170	7
16	34	8.400	0.71	77.232	-0.7691	-0.01918	18.258	-3.3696	0.11844	-0.000633	8
16	36	8.151	0.68	78.907	-0.7997	-0.02023	19.968	-3.8110	0.14569	-0.001129	9
16	38	7.939	0.65	80.474	-0.8280	-0.02179	21.393	-4.2030	0.17095	-0.001585	9
16	40	7.761	0.63	81.948	-0.8586	-0.02332	22.453	-4.5244	0.19247	-0.001974	10
18	18	9.606	0.88	65.404	-0.5370	-0.01266	13.980	-2.2178	0.06024	-0.000044	7
18	20	9.488	0.86	67.706	-0.5774	-0.01412	14.409	-2.3203	0.06427	-0.000021	7
18	22	9.350	0.84	69.829	-0.6139	-0.01546	14.938	-2.4429	0.06931	-0.000019	7
18	24	9.201	0.81	71.828	-0.6497	-0.01656	15.449	-2.5691	0.07454	-0.000026	7
18	26	8.972	0.78	73.983	-0.6894	-0.01768	16.015	-2.7258	0.08070	-0.000027	7
18	28	8.797	0.75	75.957	-0.7261	-0.01950	16.392	-2.8573	0.08692	-0.000030	7
18	30	8.620	0.73	77.788	-0.7624	-0.02098	17.609	-3.1741	0.10655	-0.000355	7
18	32	8.372	0.71	79.720	-0.8004	-0.02184	19.269	-3.5984	0.13215	-0.000812	8
18	34	8.120	0.67	81.625	-0.8402	-0.02228	20.911	-4.0328	0.15857	-0.001300	9
18	36	7.888	0.64	83.428	-0.8757	-0.02347	22.569	-4.4815	0.18721	-0.001833	10
18	38	7.694	0.62	85.117	-0.9096	-0.02504	23.816	-4.8516	0.21172	-0.002280	11
18	40	7.529	0.60	86.702	-0.9435	-0.02689	24.817	-5.1729	0.23393	-0.002681	11
20	18	9.267	0.79	68.246	-0.5858	-0.01345	12.657	-1.9181	0.03043	0.000819	6

TABLE IV: C+Ne reactions (continued)

A_C	A_{Ne}	E_C	D	B_1	B_2	B_3	C_1	C_2	C_3	C_4	δ
20	20	9.152	0.80	70.736	-0.6298	-0.01501	14.967	-2.4448	0.06457	0.000158	7
20	22	9.035	0.78	73.034	-0.6696	-0.01651	15.410	-2.5611	0.06937	0.000172	7
20	24	8.906	0.75	75.191	-0.7062	-0.01808	15.946	-2.7038	0.07603	0.000146	7
20	26	8.694	0.73	77.495	-0.7491	-0.01947	17.395	-3.0740	0.09808	-0.000217	7
20	28	8.520	0.72	79.615	-0.7916	-0.02118	18.576	-3.3959	0.11828	-0.000548	8
20	30	8.352	0.70	81.579	-0.8304	-0.02296	19.824	-3.7301	0.13954	-0.000905	8
20	32	8.120	0.67	83.641	-0.8716	-0.02412	21.462	-4.1652	0.16661	-0.001392	9
20	34	7.884	0.64	85.671	-0.9150	-0.02484	23.067	-4.6073	0.19433	-0.001909	10
20	36	7.668	0.61	87.592	-0.9533	-0.02642	24.653	-5.0554	0.22373	-0.002454	11
20	38	7.485	0.58	89.392	-0.9906	-0.02829	25.904	-5.4388	0.24986	-0.002935	11
20	40	7.328	0.56	91.083	-1.0273	-0.03050	26.942	-5.7788	0.27402	-0.003375	12
22	18	8.982	0.77	70.837	-0.6286	-0.01489	15.745	-2.6288	0.07458	-0.000023	7
22	20	8.886	0.76	73.503	-0.6761	-0.01658	16.230	-2.7596	0.08063	-0.000032	7
22	22	8.778	0.74	75.964	-0.7188	-0.01828	16.708	-2.8928	0.08680	-0.000044	7
22	24	8.644	0.73	78.273	-0.7579	-0.02012	17.999	-3.2079	0.10579	-0.000342	8
22	26	8.443	0.71	80.719	-0.8038	-0.02178	19.445	-3.5895	0.12913	-0.000731	8
22	28	8.273	0.69	82.969	-0.8470	-0.02403	20.767	-3.9499	0.15238	-0.001116	9
22	30	8.115	0.67	85.063	-0.8904	-0.02583	21.942	-4.2797	0.17378	-0.001478	9
22	32	7.899	0.64	87.250	-0.9366	-0.02702	23.465	-4.7047	0.20083	-0.001970	10
22	34	7.672	0.61	89.392	-0.9798	-0.02851	25.209	-5.1898	0.23233	-0.002557	11
22	36	7.472	0.58	91.430	-1.0242	-0.03001	26.635	-5.6173	0.26096	-0.003094	11
22	38	7.299	0.55	93.337	-1.0642	-0.03222	27.866	-6.0080	0.28828	-0.003598	12
22	40	7.151	0.53	95.128	-1.1036	-0.03476	28.885	-6.3541	0.31349	-0.004057	12
24	18	8.732	0.74	73.367	-0.6761	-0.01655	16.224	-2.7964	0.08166	-0.000018	7
24	20	8.628	0.73	76.201	-0.7252	-0.01866	17.437	-3.0915	0.09932	-0.000277	7
24	22	8.505	0.71	78.815	-0.7677	-0.02104	18.869	-3.4359	0.12039	-0.000604	8
24	24	8.385	0.70	81.280	-0.8150	-0.02242	19.893	-3.7079	0.13680	-0.000862	8
24	26	8.191	0.67	83.856	-0.8618	-0.02465	21.475	-4.1283	0.16333	-0.001308	9
24	28	8.031	0.66	86.236	-0.9098	-0.02692	22.718	-4.4828	0.18665	-0.001698	10
24	30	7.880	0.64	88.451	-0.9560	-0.02899	23.924	-4.8287	0.20961	-0.002092	10
24	32	7.680	0.61	90.757	-1.0079	-0.03010	25.323	-5.2398	0.23629	-0.002584	11
24	34	7.466	0.58	93.007	-1.0539	-0.03194	27.052	-5.7350	0.26928	-0.003201	12
24	36	7.283	0.55	95.149	-1.1014	-0.03372	28.310	-6.1385	0.29695	-0.003715	12
24	38	7.116	0.53	97.155	-1.1443	-0.03625	29.644	-6.5613	0.32716	-0.004281	13
24	40	6.983	0.51	99.050	-1.1919	-0.03830	30.428	-6.8646	0.34969	-0.004696	13

TABLE V: Fit parameters for C+Mg reactions

A_C	A_{Mg}	E_C	D	B_1	B_2	B_3	C_1	C_2	C_3	C_4	δ
10	20	12.671	1.03	57.977	-0.3116	-0.00573	8.521	-0.8419	-0.00042	0.000348	4
10	22	12.658	1.04	59.259	-0.3332	-0.00662	8.438	-0.8461	-0.00031	0.000385	4
10	24	12.575	1.04	60.466	-0.3529	-0.00717	8.456	-0.8540	-0.00113	0.000443	4
10	26	12.472	1.03	61.545	-0.3696	-0.00769	8.689	-0.8855	-0.00122	0.000494	4
10	28	12.149	1.01	63.014	-0.3908	-0.00823	9.285	-0.9701	-0.00127	0.000595	4
10	30	11.904	0.99	64.303	-0.4114	-0.00885	9.742	-1.0452	-0.00052	0.000665	4
10	32	11.680	0.98	65.484	-0.4315	-0.00935	10.131	-1.1089	-0.00021	0.000740	4
10	34	11.441	0.95	66.631	-0.4505	-0.00984	10.552	-1.1750	-0.00019	0.000826	4
10	36	11.178	0.93	67.765	-0.4696	-0.01007	11.034	-1.2486	-0.00038	0.000921	5
10	38	10.905	0.89	68.888	-0.4890	-0.01014	11.584	-1.3347	-0.00023	0.001013	5
10	40	10.632	0.85	69.985	-0.5069	-0.01026	12.139	-1.4215	-0.00035	0.001119	5
10	42	10.379	0.82	71.060	-0.5262	-0.01022	12.548	-1.4911	-0.00120	0.001233	6
10	44	10.146	0.78	72.102	-0.5450	-0.01022	12.780	-1.5318	-0.00372	0.001383	6
10	46	9.954	0.76	73.092	-0.5634	-0.01047	13.038	-1.5970	-0.00332	0.001460	6
12	20	12.817	1.02	61.559	-0.3533	-0.00662	8.807	-0.8708	0.00013	0.000368	4
12	22	12.836	1.03	62.980	-0.3756	-0.00767	8.652	-0.8657	0.00005	0.000407	4
12	24	12.765	1.03	64.335	-0.3959	-0.00836	8.773	-0.8893	0.00007	0.000452	4
12	26	12.676	1.03	65.556	-0.4145	-0.00884	8.970	-0.9184	0.00003	0.000498	4
12	28	12.321	1.01	67.247	-0.4388	-0.00944	9.695	-1.0146	-0.00027	0.000618	4
12	30	12.057	0.99	68.722	-0.4618	-0.01012	10.160	-1.0820	-0.00070	0.000725	4
12	32	11.815	0.97	70.072	-0.4841	-0.01069	10.619	-1.1498	-0.00084	0.000821	4
12	34	11.553	0.94	71.395	-0.5058	-0.01119	10.986	-1.1953	-0.00298	0.000966	5
12	36	11.264	0.91	72.711	-0.5279	-0.01140	11.509	-1.2670	-0.00429	0.001100	5
12	38	10.961	0.87	74.017	-0.5498	-0.01149	12.322	-1.3919	-0.00290	0.001186	5
12	40	10.669	0.83	75.301	-0.5718	-0.01147	13.018	-1.5041	-0.00224	0.001286	6
12	42	10.394	0.79	76.556	-0.5935	-0.01150	13.563	-1.5933	-0.00293	0.001419	6
12	44	10.150	0.75	77.773	-0.6154	-0.01151	13.993	-1.6787	-0.00304	0.001528	6
12	46	9.952	0.73	78.921	-0.6347	-0.01204	14.235	-1.7425	-0.00326	0.001639	7
14	20	12.217	0.98	66.268	-0.4095	-0.00825	10.322	-1.0694	-0.00005	0.000599	4
14	22	12.224	0.99	67.908	-0.4350	-0.00942	10.224	-1.0706	-0.00010	0.000646	4
14	24	12.145	0.98	69.463	-0.4584	-0.01024	10.176	-1.0572	-0.00284	0.000761	4
14	26	12.054	0.98	70.868	-0.4798	-0.01082	10.344	-1.0789	-0.00372	0.000835	4
14	28	11.728	0.95	72.730	-0.5073	-0.01158	11.166	-1.2027	-0.00242	0.000937	4
14	30	11.483	0.92	74.365	-0.5333	-0.01242	11.609	-1.2719	-0.00291	0.001059	5
14	32	11.261	0.90	75.868	-0.5589	-0.01309	12.146	-1.3622	-0.00171	0.001138	5
14	34	11.026	0.87	77.333	-0.5835	-0.01373	12.544	-1.4240	-0.00279	0.001272	5
14	36	10.766	0.84	78.784	-0.6082	-0.01410	13.229	-1.5379	-0.00139	0.001361	6
14	38	10.501	0.80	80.223	-0.6338	-0.01422	13.854	-1.6436	-0.00091	0.001471	6
14	40	10.250	0.76	81.634	-0.6591	-0.01428	14.331	-1.7329	-0.00124	0.001594	6
14	42	10.022	0.73	83.011	-0.6837	-0.01444	14.732	-1.8207	-0.00112	0.001706	7
14	44	9.799	0.72	84.342	-0.7068	-0.01477	16.569	-2.2215	0.02091	0.001329	7
14	46	9.606	0.70	85.600	-0.7283	-0.01554	18.172	-2.5884	0.04194	0.000970	7
16	20	11.571	0.84	70.230	-0.4588	-0.00885	5.675	0.0371	-0.08784	0.002706	4
16	22	11.562	0.85	72.073	-0.4867	-0.01014	5.660	0.0308	-0.08830	0.002776	3
16	24	11.485	0.83	73.821	-0.5126	-0.01103	5.642	0.0467	-0.09205	0.002931	3
16	26	11.403	0.82	75.406	-0.5366	-0.01168	5.624	0.0670	-0.09633	0.003092	3
16	28	11.141	0.78	77.439	-0.5676	-0.01254	5.793	0.0618	-0.10307	0.003387	5
16	30	10.949	0.78	79.232	-0.5964	-0.01353	7.608	-0.3011	-0.08413	0.003104	5
16	32	10.770	0.77	80.882	-0.6238	-0.01443	9.337	-0.6500	-0.06565	0.002821	5
16	34	10.590	0.79	82.488	-0.6514	-0.01519	13.941	-1.6149	-0.00510	0.001604	6
16	36	10.370	0.77	84.078	-0.6795	-0.01564	14.294	-1.6833	-0.00614	0.001745	6
16	38	10.149	0.74	85.648	-0.7071	-0.01602	14.696	-1.7692	-0.00617	0.001868	7
16	40	9.923	0.72	87.184	-0.7337	-0.01640	16.636	-2.1875	0.01659	0.001484	7
16	42	9.704	0.70	88.682	-0.7604	-0.01683	18.514	-2.6043	0.03978	0.001087	8
16	44	9.486	0.69	90.134	-0.7877	-0.01720	21.272	-3.2219	0.07757	0.000349	8
16	46	9.314	0.67	91.501	-0.8113	-0.01823	21.839	-3.3853	0.08524	0.000291	8
18	20	11.155	0.79	73.834	-0.5052	-0.00945	7.236	-0.1827	-0.08653	0.002899	4
18	22	11.141	0.79	75.876	-0.5360	-0.01078	7.286	-0.1988	-0.08681	0.002974	4
18	24	11.068	0.78	77.809	-0.5640	-0.01180	7.636	-0.2576	-0.08603	0.003043	4
18	26	10.991	0.76	79.567	-0.5902	-0.01256	7.617	-0.2394	-0.09045	0.003218	5
18	28	10.757	0.76	81.760	-0.6240	-0.01362	9.840	-0.6869	-0.06718	0.002864	5

TABLE V: C+Mg reactions (continued)

A_C	A_{Mg}	E_C	D	B_1	B_2	B_3	C_1	C_2	C_3	C_4	δ
18	30	10.578	0.75	83.704	-0.6561	-0.01469	11.512	-1.0388	-0.04835	0.002579	6
18	32	10.404	0.74	85.494	-0.6842	-0.01593	13.392	-1.4292	-0.02683	0.002239	6
18	34	10.261	0.79	87.235	-0.7144	-0.01685	20.521	-2.9814	0.07639	0.000039	8
18	36	10.041	0.76	88.954	-0.7448	-0.01751	21.308	-3.1489	0.08230	0.000033	9
18	38	9.816	0.73	90.651	-0.7757	-0.01800	22.038	-3.3128	0.08781	0.000036	9
18	40	9.595	0.70	92.305	-0.8041	-0.01868	22.787	-3.4869	0.09406	0.000030	9
18	42	9.398	0.68	93.922	-0.8348	-0.01916	23.280	-3.6298	0.09919	0.000029	9
18	44	9.217	0.66	95.479	-0.8618	-0.02009	23.703	-3.7681	0.10464	0.000027	9
18	46	9.040	0.64	96.946	-0.8846	-0.02176	25.480	-4.1969	0.13101	-0.000433	9
20	20	10.868	0.82	77.112	-0.5494	-0.01033	14.493	-1.6537	0.00226	0.001147	6
20	22	10.836	0.81	79.343	-0.5833	-0.01167	14.695	-1.6928	0.00280	0.001217	6
20	24	10.750	0.80	81.453	-0.6139	-0.01278	15.089	-1.7567	0.00345	0.001300	6
20	26	10.661	0.78	83.380	-0.6435	-0.01353	15.488	-1.8235	0.00435	0.001365	6
20	28	10.423	0.75	85.723	-0.6800	-0.01477	16.056	-1.9370	0.00545	0.001501	6
20	30	10.250	0.73	87.812	-0.7147	-0.01599	16.285	-1.9998	0.00509	0.001639	6
20	32	10.100	0.72	89.744	-0.7483	-0.01706	16.468	-2.0600	0.00519	0.001754	6
20	34	9.929	0.71	91.609	-0.7783	-0.01844	18.245	-2.4520	0.02751	0.001394	7
20	36	9.729	0.72	93.453	-0.8113	-0.01927	23.476	-3.5946	0.10175	-0.000150	10
20	38	9.529	0.69	95.269	-0.8447	-0.01995	24.005	-3.7338	0.10621	-0.000123	9
20	40	9.335	0.67	97.041	-0.8775	-0.02061	24.647	-3.9095	0.11351	-0.000164	10
20	42	9.161	0.65	98.763	-0.9084	-0.02157	25.018	-4.0452	0.11896	-0.000166	9
20	44	8.964	0.63	100.416	-0.9320	-0.02344	27.222	-4.5635	0.15074	-0.000728	10
20	46	8.805	0.61	101.992	-0.9619	-0.02475	28.569	-4.9211	0.17308	-0.001120	10
22	20	10.537	0.77	80.113	-0.5906	-0.01141	15.286	-1.7758	0.00060	0.001381	7
22	22	10.503	0.76	82.522	-0.6272	-0.01284	15.489	-1.8128	0.00058	0.001474	6
22	24	10.426	0.75	84.802	-0.6616	-0.01391	15.787	-1.8659	0.00055	0.001571	6
22	26	10.345	0.73	86.884	-0.6923	-0.01490	16.126	-1.9226	0.00055	0.001669	6
22	28	10.143	0.71	89.371	-0.7313	-0.01634	16.441	-2.0071	0.00053	0.001827	6
22	30	9.976	0.70	91.593	-0.7669	-0.01790	18.184	-2.3952	0.02245	0.001484	7
22	32	9.810	0.71	93.656	-0.8027	-0.01914	22.683	-3.3769	0.08601	0.000187	9
22	34	9.651	0.70	95.650	-0.8380	-0.02037	23.339	-3.5474	0.09375	0.000140	9
22	36	9.481	0.68	97.612	-0.8735	-0.02135	23.923	-3.7096	0.10060	0.000112	9
22	38	9.312	0.66	99.541	-0.9093	-0.02221	24.297	-3.8405	0.10554	0.000121	9
22	40	9.118	0.64	101.414	-0.9394	-0.02368	26.344	-4.3232	0.13440	-0.000382	9
22	42	8.931	0.62	103.240	-0.9719	-0.02495	28.156	-4.7699	0.16152	-0.000861	10
22	44	8.753	0.60	105.002	-1.0027	-0.02646	29.921	-5.2156	0.18918	-0.001353	10
22	46	8.606	0.59	106.679	-1.0379	-0.02759	31.035	-5.5366	0.20954	-0.001712	11
24	20	10.237	0.72	83.042	-0.6365	-0.01264	14.679	-1.6462	-0.01675	0.001958	6
24	22	10.209	0.72	85.627	-0.6759	-0.01416	14.964	-1.7063	-0.01525	0.002023	7
24	24	10.127	0.72	88.068	-0.7114	-0.01552	17.257	-2.1773	0.01283	0.001515	7
24	26	10.055	0.70	90.302	-0.7444	-0.01667	17.440	-2.2106	0.01139	0.001650	7
24	28	9.861	0.69	92.929	-0.7877	-0.01811	19.268	-2.6285	0.03464	0.001287	8
24	30	9.706	0.69	95.287	-0.8276	-0.01964	20.816	-2.9910	0.05541	0.000962	8
24	32	9.558	0.68	97.471	-0.8641	-0.02126	22.446	-3.3682	0.07743	0.000607	8
24	34	9.392	0.67	99.582	-0.9017	-0.02267	25.226	-3.9973	0.11703	-0.000149	9
24	36	9.235	0.65	101.648	-0.9352	-0.02437	25.815	-4.1694	0.12495	-0.000183	9
24	38	9.056	0.63	103.680	-0.9705	-0.02578	27.650	-4.6141	0.15167	-0.000645	9
24	40	8.878	0.62	105.662	-1.0068	-0.02698	29.321	-5.0363	0.17726	-0.001093	10
24	42	8.706	0.60	107.590	-1.0439	-0.02818	30.924	-5.4537	0.20303	-0.001552	11
24	44	8.535	0.58	109.447	-1.0768	-0.02993	32.701	-5.9127	0.23215	-0.002075	11
24	46	8.394	0.57	111.214	-1.1140	-0.03129	33.846	-6.2485	0.25395	-0.002462	12

TABLE VI: Fit parameters for O+O reactions

A_1	A_2	E_C	D	B_1	B_2	B_3	C_1	C_2	C_3	C_4	δ
12	12	11.072	0.88	51.217	-0.2806	-0.00380	1.695	0.5056	-0.09860	0.002627	2
12	14	11.158	0.88	53.344	-0.3124	-0.00535	1.115	0.6232	-0.10635	0.002850	3
12	16	11.015	0.87	55.697	-0.3492	-0.00650	1.594	0.5337	-0.10435	0.002914	4
12	18	10.801	0.84	57.885	-0.3811	-0.00741	2.629	0.3424	-0.09724	0.002883	4
12	20	10.584	0.84	59.873	-0.4113	-0.00822	4.984	-0.1294	-0.07106	0.002433	4
12	22	10.387	0.89	61.742	-0.4396	-0.00892	9.920	-1.1790	-0.00443	0.001069	5
12	24	10.069	0.81	63.594	-0.4699	-0.00926	8.430	-0.8352	-0.03529	0.001891	5
12	26	9.834	0.80	65.324	-0.4999	-0.01014	10.098	-1.2103	-0.01413	0.001538	4
12	28	9.603	0.79	66.935	-0.5308	-0.01065	11.772	-1.5889	0.00752	0.001162	6
14	14	11.320	0.90	55.612	-0.3445	-0.00711	1.140	0.5980	-0.10316	0.002817	2
14	16	11.192	0.88	58.164	-0.3826	-0.00853	1.384	0.5557	-0.10403	0.002944	3
14	18	10.975	0.87	60.567	-0.4170	-0.00957	3.045	0.2425	-0.08920	0.002756	3
14	20	10.751	0.88	62.765	-0.4505	-0.01036	5.819	-0.3103	-0.05807	0.002204	3
14	22	10.535	0.90	64.844	-0.4819	-0.01106	9.935	-1.1738	-0.00506	0.001154	5
14	24	10.186	0.83	66.919	-0.5152	-0.01142	9.420	-1.0285	-0.02323	0.001707	4
14	26	9.931	0.80	68.847	-0.5467	-0.01257	10.468	-1.2597	-0.01291	0.001621	6
14	28	9.692	0.79	70.651	-0.5816	-0.01301	11.942	-1.5952	0.00520	0.001330	6
16	16	11.079	0.88	60.932	-0.4236	-0.01018	2.485	0.3363	-0.09320	0.002830	3
16	18	10.871	0.89	63.550	-0.4610	-0.01137	5.498	-0.2623	-0.05928	0.002232	3
16	20	10.638	0.85	65.950	-0.4977	-0.01227	5.929	-0.3289	-0.06093	0.002401	4
16	22	10.399	0.88	68.227	-0.5330	-0.01300	10.348	-1.2504	-0.00457	0.001289	5
16	24	10.067	0.81	70.499	-0.5695	-0.01347	10.088	-1.1655	-0.01885	0.001766	5
16	26	9.848	0.86	72.611	-0.6054	-0.01462	15.995	-2.4840	0.06850	-0.000075	7
16	28	9.562	0.77	74.581	-0.6403	-0.01555	13.730	-1.9760	0.02593	0.001051	6
18	18	10.653	0.85	66.376	-0.5019	-0.01267	5.939	-0.3311	-0.06089	0.002413	4
18	20	10.430	0.84	68.971	-0.5417	-0.01372	7.706	-0.6840	-0.04328	0.002168	4
18	22	10.176	0.84	71.434	-0.5803	-0.01456	10.967	-1.3614	-0.00379	0.001438	5
18	24	9.863	0.81	73.888	-0.6201	-0.01517	13.336	-1.8563	0.02227	0.001017	6
18	26	9.626	0.82	76.166	-0.6584	-0.01658	17.026	-2.6938	0.07595	-0.000053	8
18	28	9.382	0.76	78.303	-0.6998	-0.01727	15.437	-2.3613	0.04654	0.000759	6
20	20	10.212	0.82	71.748	-0.5844	-0.01492	9.485	-1.0467	-0.02493	0.001913	5
20	22	9.965	0.80	74.387	-0.6259	-0.01592	11.473	-1.4620	-0.00332	0.001586	5
20	24	9.668	0.77	77.011	-0.6687	-0.01673	13.789	-1.9576	0.02301	0.001166	6
20	26	9.413	0.78	79.446	-0.7105	-0.01826	18.059	-2.9176	0.08484	-0.000075	8
20	28	9.191	0.74	81.732	-0.7537	-0.01925	17.386	-2.8021	0.07120	0.000384	7
22	22	9.727	0.78	77.191	-0.6702	-0.01710	13.429	-1.8808	0.01877	0.001255	7
22	24	9.442	0.75	79.972	-0.7157	-0.01816	15.761	-2.3960	0.04699	0.000795	7
22	26	9.192	0.74	82.557	-0.7615	-0.01976	18.962	-3.1289	0.09297	-0.000082	8
22	28	8.961	0.72	84.984	-0.8077	-0.02093	20.880	-3.5913	0.12041	-0.000558	9
24	24	9.174	0.73	82.897	-0.7628	-0.01968	18.086	-2.9252	0.07684	0.000307	7
24	26	8.960	0.71	85.624	-0.8139	-0.02119	19.662	-3.3278	0.10055	-0.000077	8
24	28	8.745	0.69	88.180	-0.8613	-0.02282	21.481	-3.7802	0.12774	-0.000536	8
26	26	8.741	0.69	88.471	-0.8614	-0.02373	21.732	-3.8364	0.13165	-0.000594	8
26	28	8.533	0.66	91.151	-0.9107	-0.02569	23.588	-4.3063	0.16047	-0.001081	9
28	28	8.337	0.64	93.955	-0.9644	-0.02766	25.344	-4.7684	0.18930	-0.001575	10

TABLE VII: Fit parameters for O+Ne reactions

A_O	A_{Ne}	E_C	D	B_1	B_2	B_3	C_1	C_2	C_3	C_4	δ
12	18	13.663	1.00	63.903	-0.3116	-0.00485	5.015	0.0871	-0.06101	0.001498	3
12	20	13.483	0.99	65.909	-0.3379	-0.00553	5.219	0.0748	-0.06376	0.001619	3
12	22	13.278	0.97	67.739	-0.3618	-0.00608	5.427	0.0692	-0.06740	0.001761	4
12	24	13.053	0.94	69.446	-0.3843	-0.00653	5.518	0.0883	-0.07290	0.001943	4
12	26	12.709	0.90	71.291	-0.4078	-0.00692	5.756	0.0991	-0.08028	0.002194	4
12	28	12.440	0.87	73.004	-0.4324	-0.00746	5.936	0.0890	-0.08480	0.002378	4
12	30	12.202	0.84	74.580	-0.4558	-0.00795	5.819	0.1282	-0.09188	0.002607	5
12	32	11.886	0.82	76.212	-0.4775	-0.00813	8.572	-0.3496	-0.06986	0.002284	5
12	34	11.570	0.80	77.812	-0.5011	-0.00795	11.029	-0.7906	-0.04967	0.001982	6
12	36	11.276	0.78	79.330	-0.5218	-0.00808	13.467	-1.2419	-0.02805	0.001651	7
12	38	11.026	0.77	80.759	-0.5433	-0.00820	15.200	-1.5875	-0.01138	0.001397	6
12	40	10.792	0.75	82.100	-0.5607	-0.00891	17.193	-1.9838	0.00896	0.001081	7
14	18	13.632	0.88	66.969	-0.3466	-0.00622	-6.873	2.2227	-0.18485	0.003877	3
14	20	13.611	0.96	69.165	-0.3742	-0.00703	1.285	0.7761	-0.10392	0.002411	3
14	22	13.415	0.94	71.181	-0.3996	-0.00767	1.475	0.7820	-0.10862	0.002580	3
14	24	13.185	0.91	73.072	-0.4237	-0.00819	1.315	0.8597	-0.11824	0.002851	3
14	26	12.847	0.85	75.139	-0.4500	-0.00857	1.087	0.9620	-0.13171	0.003229	4
14	28	12.585	0.85	77.048	-0.4761	-0.00927	3.568	0.5410	-0.11256	0.002970	4
14	30	12.346	0.87	78.808	-0.5020	-0.00978	8.045	-0.2626	-0.06967	0.002231	4
14	32	11.988	0.82	80.653	-0.5265	-0.00993	9.050	-0.3975	-0.06962	0.002356	5
14	34	11.625	0.79	82.463	-0.5507	-0.00992	12.439	-0.9879	-0.04209	0.001939	6
14	36	11.320	0.77	84.194	-0.5786	-0.00959	14.632	-1.4021	-0.02305	0.001652	7
14	38	11.016	0.75	85.796	-0.5935	-0.01071	17.971	-2.0197	0.00842	0.001159	7
14	40	10.802	0.74	87.334	-0.6229	-0.01048	18.888	-2.2437	0.01893	0.001004	7
16	18	13.838	1.06	70.317	-0.3852	-0.00749	10.832	-0.9835	-0.00053	0.000446	4
16	20	13.684	1.06	72.720	-0.4154	-0.00839	11.128	-1.0224	-0.00126	0.000527	4
16	22	13.488	1.04	74.930	-0.4433	-0.00911	11.521	-1.0669	-0.00240	0.000620	4
16	24	13.255	1.02	77.006	-0.4694	-0.00973	12.015	-1.1206	-0.00373	0.000724	5
16	26	12.864	0.98	79.270	-0.4979	-0.01023	13.078	-1.2553	-0.00306	0.000827	5
16	28	12.555	0.95	81.362	-0.5272	-0.01096	13.880	-1.3750	-0.00152	0.000903	6
16	30	12.267	0.92	83.293	-0.5555	-0.01156	14.580	-1.4764	-0.00095	0.000994	6
16	32	11.869	0.86	85.325	-0.5851	-0.01152	15.599	-1.6132	-0.00110	0.001123	6
16	34	11.481	0.80	87.323	-0.6153	-0.01120	16.578	-1.7551	-0.00116	0.001249	6
16	36	11.156	0.76	89.217	-0.6407	-0.01145	17.288	-1.8732	-0.00140	0.001381	7
16	38	10.876	0.74	90.996	-0.6653	-0.01190	19.728	-2.3520	0.02246	0.001010	7
16	40	10.641	0.72	92.675	-0.6917	-0.01237	21.522	-2.7324	0.04188	0.000709	8
18	18	13.270	0.90	73.464	-0.4217	-0.00828	0.555	0.9989	-0.12568	0.002976	3
18	20	13.137	0.89	76.070	-0.4539	-0.00932	0.596	1.0170	-0.13057	0.003155	3
18	22	12.974	0.86	78.472	-0.4838	-0.01016	0.679	1.0357	-0.13618	0.003352	4
18	24	12.806	0.89	80.731	-0.5124	-0.01084	5.312	0.2252	-0.09316	0.002613	3
18	26	12.470	0.84	83.182	-0.5439	-0.01140	5.748	0.2039	-0.09993	0.002880	4
18	28	12.214	0.83	85.444	-0.5755	-0.01225	8.189	-0.2267	-0.07995	0.002608	5
18	30	11.973	0.82	87.536	-0.6065	-0.01292	10.458	-0.6341	-0.06080	0.002340	5
18	32	11.627	0.79	89.736	-0.6386	-0.01298	13.630	-1.1958	-0.03481	0.001955	6
18	34	11.269	0.77	91.897	-0.6706	-0.01284	16.937	-1.7964	-0.00645	0.001519	7
18	36	10.948	0.74	93.951	-0.7000	-0.01307	19.952	-2.3696	0.02173	0.001078	8
18	38	10.674	0.72	95.878	-0.7271	-0.01366	22.416	-2.8653	0.04689	0.000683	8
18	40	10.437	0.70	97.691	-0.7536	-0.01454	24.514	-3.3083	0.07021	0.000317	8
20	18	12.992	0.88	76.346	-0.4562	-0.00899	2.001	0.8033	-0.12149	0.003018	3
20	20	12.868	0.86	79.146	-0.4908	-0.01011	2.078	0.8117	-0.12590	0.003192	3
20	22	12.714	0.85	81.732	-0.5230	-0.01102	3.462	0.5915	-0.11756	0.003126	4
20	24	12.541	0.87	84.167	-0.5540	-0.01178	8.270	-0.2595	-0.07194	0.002337	4
20	26	12.221	0.82	86.791	-0.5880	-0.01245	8.513	-0.2584	-0.07983	0.002628	4
20	28	11.972	0.81	89.214	-0.6221	-0.01341	10.935	-0.6965	-0.05914	0.002343	5
20	30	11.738	0.80	91.460	-0.6555	-0.01417	13.185	-1.1105	-0.03936	0.002064	6
20	32	11.400	0.78	93.817	-0.6900	-0.01435	16.363	-1.6876	-0.01211	0.001655	7
20	34	11.051	0.75	96.132	-0.7242	-0.01437	19.695	-2.3077	0.01779	0.001190	8
20	36	10.737	0.72	98.332	-0.7558	-0.01478	22.740	-2.9002	0.04750	0.000720	8
20	38	10.450	0.70	100.402	-0.7872	-0.01531	26.867	-3.7242	0.09331	-0.000095	10
20	40	10.239	0.68	102.340	-0.8132	-0.01666	27.372	-3.8753	0.09889	-0.000092	9
22	18	12.702	0.87	79.069	-0.4892	-0.00956	6.198	0.0976	-0.08739	0.002485	4

TABLE VII: O+Ne reactions (continued)

A_{O}	A_{Ne}	E_C	D	B_1	B_2	B_3	C_1	C_2	C_3	C_4	δ
22	20	12.571	0.85	82.060	-0.5267	-0.01071	6.368	0.0906	-0.09121	0.002655	4
22	22	12.416	0.83	84.825	-0.5611	-0.01171	6.535	0.0885	-0.09589	0.002846	5
22	24	12.238	0.82	87.429	-0.5942	-0.01257	8.549	-0.2538	-0.08064	0.002652	6
22	26	11.941	0.81	90.217	-0.6309	-0.01333	11.510	-0.7729	-0.05685	0.002322	6
22	28	11.701	0.80	92.792	-0.6674	-0.01441	13.877	-1.2138	-0.03563	0.002027	6
22	30	11.475	0.78	95.183	-0.7029	-0.01530	16.095	-1.6330	-0.01523	0.001736	7
22	32	11.151	0.76	97.686	-0.7396	-0.01564	19.220	-2.2173	0.01298	0.001307	7
22	34	10.821	0.73	100.146	-0.7776	-0.01568	22.310	-2.8135	0.04214	0.000850	8
22	36	10.520	0.71	102.482	-0.8113	-0.01628	25.301	-3.4114	0.07269	0.000363	9
22	38	10.250	0.68	104.665	-0.8380	-0.01777	28.312	-4.0269	0.10568	-0.000164	9
22	40	10.026	0.65	106.729	-0.8683	-0.01910	30.456	-4.5016	0.13173	-0.000580	10
24	18	12.329	0.83	81.767	-0.5238	-0.00986	8.291	-0.2193	-0.07764	0.002439	4
24	20	12.205	0.81	84.948	-0.5637	-0.01110	8.312	-0.2026	-0.08310	0.002647	5
24	22	12.055	0.81	87.892	-0.6004	-0.01220	10.224	-0.5321	-0.06825	0.002463	6
24	24	11.882	0.80	90.662	-0.6355	-0.01320	12.286	-0.8934	-0.05169	0.002245	5
24	26	11.596	0.80	93.603	-0.6746	-0.01412	16.997	-1.7628	-0.00578	0.001473	7
24	28	11.377	0.77	96.323	-0.7133	-0.01535	17.372	-1.8454	-0.00590	0.001601	7
24	30	11.162	0.76	98.852	-0.7508	-0.01641	19.542	-2.2699	0.01528	0.001295	8
24	32	10.862	0.74	101.489	-0.7905	-0.01688	22.379	-2.8249	0.04267	0.000875	9
24	34	10.547	0.71	104.074	-0.8285	-0.01738	25.555	-3.4541	0.07452	0.000369	9
24	36	10.262	0.68	106.531	-0.8638	-0.01829	28.496	-4.0601	0.10633	-0.000142	10
24	38	10.011	0.65	108.834	-0.8944	-0.01983	31.188	-4.6349	0.13766	-0.000645	10
24	40	9.804	0.63	111.012	-0.9291	-0.02112	33.041	-5.0696	0.16188	-0.001032	11
26	18	12.033	0.81	84.287	-0.5573	-0.01071	9.489	-0.4204	-0.07230	0.002465	6
26	20	11.907	0.80	87.643	-0.5991	-0.01210	11.307	-0.7375	-0.05790	0.002293	6
26	22	11.762	0.79	90.754	-0.6390	-0.01323	13.119	-1.0588	-0.04332	0.002113	7
26	24	11.589	0.80	93.681	-0.6772	-0.01426	17.131	-1.7985	-0.00334	0.001428	7
26	26	11.331	0.77	96.767	-0.7188	-0.01532	17.767	-1.9176	-0.00273	0.001555	7
26	28	11.112	0.76	99.624	-0.7596	-0.01668	20.023	-2.3640	0.01967	0.001236	8
26	30	10.905	0.74	102.284	-0.7993	-0.01788	22.178	-2.7956	0.04159	0.000916	8
26	32	10.619	0.72	105.047	-0.8411	-0.01853	24.975	-3.3566	0.06984	0.000479	8
26	34	10.297	0.69	107.753	-0.8810	-0.01924	29.381	-4.2280	0.11699	-0.000332	10
26	36	10.042	0.66	110.326	-0.9182	-0.02037	31.077	-4.6159	0.13605	-0.000587	10
26	38	9.799	0.63	112.744	-0.9529	-0.02187	33.847	-5.2181	0.16956	-0.001140	11
26	40	9.599	0.61	115.025	-0.9873	-0.02362	35.685	-5.6574	0.19443	-0.001530	12
28	18	11.824	0.89	86.635	-0.5879	-0.01163	20.950	-2.6082	0.05675	0.000000	8
28	20	11.680	0.87	90.164	-0.6342	-0.01291	21.936	-2.7760	0.06221	0.000001	9
28	22	11.508	0.84	93.434	-0.6764	-0.01413	23.015	-2.9540	0.06766	0.000009	9
28	24	11.321	0.81	96.510	-0.7168	-0.01527	24.127	-3.1436	0.07370	0.000008	9
28	26	11.045	0.77	99.737	-0.7613	-0.01640	25.321	-3.3680	0.08064	0.000015	10
28	28	10.825	0.75	102.726	-0.8043	-0.01792	26.235	-3.5609	0.08735	0.000018	10
28	30	10.631	0.73	105.516	-0.8473	-0.01913	26.965	-3.7314	0.09342	0.000016	10
28	32	10.376	0.70	108.396	-0.8891	-0.02019	27.815	-3.9364	0.10018	0.000019	9
28	34	10.086	0.67	111.217	-0.9303	-0.02120	30.969	-4.5909	0.13478	-0.000540	10
28	36	9.827	0.64	113.906	-0.9713	-0.02236	33.697	-5.1859	0.16711	-0.001067	11
28	38	9.601	0.61	116.431	-1.0078	-0.02410	36.132	-5.7382	0.19817	-0.001571	12
28	40	9.408	0.59	118.819	-1.0469	-0.02573	38.016	-6.1964	0.22461	-0.002000	13

TABLE VIII: Fit parameters for O+Mg reactions

A_O	A_{Mg}	E_C	D	B_1	B_2	B_3	C_1	C_2	C_3	C_4	δ
12	20	15.538	0.82	71.663	-0.2887	-0.00339	-34.164	6.6247	-0.39665	0.007019	1
12	22	15.453	0.80	73.440	-0.3096	-0.00407	-36.470	7.0372	-0.42159	0.007519	2
12	24	15.730	0.91	75.096	-0.3293	-0.00448	-8.701	2.4216	-0.17185	0.003078	2
12	26	15.587	0.90	76.580	-0.3467	-0.00483	-9.511	2.6103	-0.18582	0.003386	2
12	28	15.226	0.88	78.468	-0.3669	-0.00520	-8.490	2.5666	-0.19241	0.003634	2
12	30	14.944	0.87	80.145	-0.3862	-0.00567	-7.412	2.4775	-0.19466	0.003786	2
12	32	14.708	0.86	81.688	-0.4055	-0.00605	-5.251	2.1815	-0.18432	0.003693	3
12	34	14.427	0.84	83.174	-0.4239	-0.00637	-5.525	2.3143	-0.19873	0.004066	3
12	36	14.137	0.81	84.631	-0.4428	-0.00650	-5.642	2.4222	-0.21228	0.004428	3
12	38	13.843	0.78	86.059	-0.4608	-0.00659	-5.042	2.4117	-0.21982	0.004689	3
12	40	13.558	0.75	87.449	-0.4779	-0.00667	-4.522	2.4077	-0.22776	0.004960	4
12	42	13.317	0.77	88.808	-0.4970	-0.00657	2.533	1.2118	-0.16540	0.003878	4
12	44	13.049	0.73	90.115	-0.5125	-0.00675	2.342	1.3131	-0.17878	0.004250	5
12	46	12.833	0.73	91.369	-0.5305	-0.00685	4.799	0.8985	-0.16001	0.003980	6
14	20	15.856	0.86	75.330	-0.3228	-0.00451	-27.187	5.3946	-0.32634	0.005732	1
14	22	15.874	0.87	77.264	-0.3441	-0.00533	-23.861	4.8564	-0.29875	0.005284	1
14	24	15.794	0.88	79.080	-0.3640	-0.00587	-22.121	4.6157	-0.28912	0.005171	1
14	26	15.690	0.87	80.715	-0.3824	-0.00626	-21.692	4.5948	-0.29144	0.005267	1
14	28	15.335	0.85	82.829	-0.4050	-0.00667	-18.313	4.1974	-0.28065	0.005230	2
14	30	15.005	0.81	84.700	-0.4266	-0.00716	-20.979	4.7756	-0.32149	0.006108	1
14	32	14.756	0.79	86.420	-0.4478	-0.00757	-19.637	4.6542	-0.32263	0.006252	2
14	34	14.499	0.77	88.087	-0.4683	-0.00792	-17.934	4.4710	-0.32069	0.006346	3
14	36	14.251	0.78	89.727	-0.4891	-0.00806	-10.360	3.2701	-0.26159	0.005380	2
14	38	13.938	0.75	91.340	-0.5091	-0.00815	-8.921	3.1426	-0.26416	0.005573	4
14	40	13.681	0.79	92.919	-0.5300	-0.00807	2.502	1.2230	-0.16256	0.003785	4
14	42	13.381	0.76	94.460	-0.5510	-0.00799	1.994	1.3872	-0.18016	0.004235	4
14	44	13.101	0.73	95.949	-0.5705	-0.00802	2.789	1.3169	-0.18425	0.004437	5
14	46	12.864	0.72	97.366	-0.5897	-0.00822	5.931	0.7935	-0.16018	0.004084	6
16	20	15.983	0.93	79.257	-0.3602	-0.00550	-0.033	0.9907	-0.09426	0.001700	4
16	22	15.967	0.93	81.382	-0.3834	-0.00640	-1.525	1.2303	-0.10796	0.001978	3
16	24	15.868	0.93	83.380	-0.4048	-0.00703	-1.697	1.2963	-0.11455	0.002150	3
16	26	15.760	0.93	85.186	-0.4250	-0.00746	-1.575	1.3156	-0.11860	0.002270	3
16	28	15.353	0.91	87.502	-0.4500	-0.00792	-1.370	1.4169	-0.13375	0.002679	3
16	30	15.045	0.90	89.553	-0.4737	-0.00849	-1.231	1.4887	-0.14519	0.003002	3
16	32	14.761	0.88	91.441	-0.4970	-0.00895	-1.174	1.5690	-0.15681	0.003326	3
16	34	14.463	0.85	93.273	-0.5198	-0.00934	-1.352	1.6928	-0.17141	0.003712	3
16	36	14.135	0.82	95.077	-0.5426	-0.00952	-1.089	1.7583	-0.18413	0.004081	4
16	38	13.801	0.77	96.856	-0.5661	-0.00953	-1.628	1.9625	-0.20528	0.004614	3
16	40	13.486	0.74	98.592	-0.5878	-0.00959	-1.381	2.0230	-0.21847	0.005007	5
16	42	13.224	0.77	100.289	-0.6110	-0.00953	9.437	0.1602	-0.11831	0.003220	5
16	44	12.927	0.73	101.931	-0.6334	-0.00952	9.871	0.1522	-0.12631	0.003501	5
16	46	12.689	0.71	103.490	-0.6547	-0.00979	9.656	0.2231	-0.13706	0.003819	6
18	20	15.397	0.83	82.927	-0.3942	-0.00620	-20.445	4.5719	-0.30054	0.005548	2
18	22	15.387	0.84	85.246	-0.4193	-0.00717	-21.471	4.7447	-0.31115	0.005780	2
18	24	15.304	0.83	87.432	-0.4425	-0.00785	-21.035	4.7171	-0.31316	0.005880	2
18	26	15.207	0.83	89.413	-0.4643	-0.00834	-19.777	4.5650	-0.30891	0.005871	2
18	28	14.846	0.79	91.917	-0.4918	-0.00887	-18.877	4.5770	-0.32120	0.006269	2
18	30	14.571	0.76	94.139	-0.5176	-0.00950	-18.661	4.6591	-0.33494	0.006669	3
18	32	14.366	0.78	96.189	-0.5431	-0.01002	-11.230	3.4721	-0.27594	0.005706	2
18	34	14.108	0.75	98.177	-0.5678	-0.01048	-10.617	3.4630	-0.28380	0.005988	4
18	36	13.833	0.75	100.135	-0.5924	-0.01074	-6.047	2.7726	-0.25384	0.005573	5
18	38	13.604	0.80	102.066	-0.6180	-0.01081	9.301	0.1331	-0.10992	0.002977	5
18	40	13.275	0.77	103.952	-0.6429	-0.01083	9.859	0.1255	-0.11887	0.003286	6
18	42	12.972	0.73	105.794	-0.6686	-0.01081	10.283	0.1210	-0.12740	0.003581	5
18	44	12.701	0.70	107.572	-0.6920	-0.01097	10.627	0.1108	-0.13490	0.003855	7
18	46	12.461	0.69	109.258	-0.7136	-0.01147	14.197	-0.5034	-0.10551	0.003411	8
20	20	15.032	0.78	86.292	-0.4280	-0.00672	-24.019	5.3533	-0.35526	0.006705	1
20	22	15.005	0.77	88.798	-0.4544	-0.00779	-27.181	5.8979	-0.38699	0.007331	2
20	24	15.129	0.87	91.165	-0.4794	-0.00852	-4.699	2.1070	-0.17948	0.003606	3
20	26	15.042	0.87	93.317	-0.5030	-0.00904	-3.101	1.8790	-0.17034	0.003498	3
20	28	14.661	0.84	95.998	-0.5328	-0.00964	-2.595	1.9313	-0.18388	0.003906	3

TABLE VIII: O+Mg reactions (continued)

A_O	A_{Mg}	E_C	D	B_1	B_2	B_3	C_1	C_2	C_3	C_4	δ
20	30	14.377	0.82	98.383	-0.5607	-0.01034	-2.380	1.9897	-0.19538	0.004253	4
20	32	14.121	0.79	100.587	-0.5881	-0.01093	-2.137	2.0347	-0.20567	0.004572	3
20	34	13.861	0.77	102.725	-0.6149	-0.01145	-1.744	2.0500	-0.21457	0.004871	4
20	36	13.582	0.73	104.829	-0.6415	-0.01178	-1.603	2.1160	-0.22735	0.005254	5
20	38	13.320	0.77	106.904	-0.6691	-0.01191	9.807	0.1658	-0.12309	0.003409	6
20	40	13.019	0.73	108.933	-0.6969	-0.01193	10.345	0.1414	-0.13064	0.003688	6
20	42	12.743	0.70	110.908	-0.7238	-0.01205	10.749	0.1225	-0.13796	0.003963	7
20	44	12.477	0.69	112.817	-0.7490	-0.01232	14.693	-0.5476	-0.10645	0.003488	8
20	46	12.249	0.68	114.630	-0.7739	-0.01279	17.825	-1.1044	-0.07972	0.003086	8
22	20	14.990	0.90	89.459	-0.4585	-0.00726	7.826	0.0479	-0.06957	0.001624	4
22	22	14.982	0.90	92.156	-0.4881	-0.00828	7.841	0.0458	-0.07075	0.001688	4
22	24	14.884	0.90	94.703	-0.5150	-0.00905	8.042	0.0515	-0.07461	0.001823	4
22	26	14.773	0.89	97.026	-0.5404	-0.00961	8.327	0.0497	-0.07833	0.001953	5
22	28	14.406	0.87	99.872	-0.5721	-0.01031	8.946	0.0527	-0.08809	0.002282	5
22	30	14.130	0.85	102.413	-0.6023	-0.01106	9.457	0.0377	-0.09469	0.002530	5
22	32	13.878	0.83	104.765	-0.6317	-0.01171	9.826	0.0418	-0.10200	0.002787	6
22	34	13.608	0.80	107.044	-0.6603	-0.01233	9.801	0.1224	-0.11446	0.003153	6
22	36	13.323	0.77	109.290	-0.6899	-0.01265	10.527	0.0687	-0.11980	0.003388	6
22	38	13.033	0.73	111.500	-0.7196	-0.01285	10.899	0.0745	-0.12907	0.003706	6
22	40	12.760	0.70	113.656	-0.7478	-0.01309	11.279	0.0612	-0.13688	0.003994	7
22	42	12.496	0.69	115.760	-0.7774	-0.01325	14.984	-0.5710	-0.10759	0.003559	7
22	44	12.240	0.68	117.790	-0.8041	-0.01366	18.821	-1.2394	-0.07562	0.003073	8
22	46	12.019	0.67	119.718	-0.8306	-0.01427	21.863	-1.7944	-0.04851	0.002662	8
24	20	14.539	0.87	92.581	-0.4912	-0.00753	9.005	-0.0025	-0.07846	0.001944	5
24	22	14.512	0.87	95.471	-0.5228	-0.00858	9.104	-0.0032	-0.08060	0.002038	5
24	24	14.412	0.86	98.202	-0.5523	-0.00934	9.356	-0.0044	-0.08445	0.002179	5
24	26	14.297	0.85	100.698	-0.5797	-0.00994	9.654	-0.0027	-0.08894	0.002335	5
24	28	13.955	0.82	103.700	-0.6134	-0.01076	10.237	-0.0027	-0.09866	0.002674	5
24	30	13.703	0.80	106.391	-0.6458	-0.01158	11.371	-0.1382	-0.09831	0.002797	6
24	32	13.463	0.78	108.886	-0.6770	-0.01232	11.734	-0.1370	-0.10569	0.003066	6
24	34	13.227	0.75	111.301	-0.7081	-0.01298	11.852	-0.1055	-0.11467	0.003362	6
24	36	12.970	0.72	113.676	-0.7390	-0.01346	12.129	-0.0982	-0.12313	0.003660	6
24	38	12.719	0.70	116.011	-0.7704	-0.01379	12.386	-0.1025	-0.13080	0.003940	7
24	40	12.454	0.69	118.282	-0.7983	-0.01435	16.691	-0.8340	-0.09611	0.003418	8
24	42	12.210	0.68	120.505	-0.8307	-0.01456	19.855	-1.3979	-0.06969	0.003025	8
24	44	11.956	0.67	122.649	-0.8604	-0.01500	26.049	-2.5173	-0.01001	0.001989	9
24	46	11.763	0.66	124.682	-0.8884	-0.01577	26.042	-2.5395	-0.01374	0.002173	9
26	20	14.057	0.78	95.510	-0.5248	-0.00808	-0.785	1.8503	-0.19552	0.004301	4
26	22	14.025	0.78	98.581	-0.5583	-0.00919	-0.831	1.8850	-0.20033	0.004457	4
26	24	13.929	0.76	101.483	-0.5898	-0.01001	-0.890	1.9472	-0.20855	0.004695	4
26	26	13.827	0.75	104.141	-0.6191	-0.01066	-0.841	1.9954	-0.21621	0.004922	4
26	28	13.545	0.72	107.292	-0.6556	-0.01151	-0.833	2.0798	-0.23075	0.005361	5
26	30	13.332	0.72	110.123	-0.6895	-0.01245	2.846	1.4867	-0.20409	0.004997	6
26	32	13.132	0.71	112.752	-0.7220	-0.01332	6.334	0.9171	-0.17807	0.004634	7
26	34	12.924	0.72	115.297	-0.7550	-0.01406	12.797	-0.2012	-0.11954	0.003640	6
26	36	12.698	0.70	117.795	-0.7878	-0.01463	12.989	-0.2019	-0.12679	0.003909	7
26	38	12.447	0.69	120.244	-0.8187	-0.01528	17.152	-0.9107	-0.09319	0.003407	7
26	40	12.205	0.68	122.639	-0.8521	-0.01561	20.395	-1.4862	-0.06626	0.003010	8
26	42	11.950	0.67	124.968	-0.8849	-0.01605	26.503	-2.5879	-0.00787	0.002003	9
26	44	11.738	0.66	127.219	-0.9162	-0.01663	26.949	-2.6876	-0.00784	0.002120	9
26	46	11.536	0.65	129.354	-0.9457	-0.01753	29.774	-3.2312	0.01964	0.001698	10
28	20	13.716	0.75	98.248	-0.5582	-0.00846	0.158	1.8019	-0.20351	0.004617	4
28	22	13.686	0.74	101.493	-0.5940	-0.00959	0.206	1.8198	-0.20761	0.004764	4
28	24	13.596	0.73	104.560	-0.6276	-0.01044	0.211	1.8681	-0.21521	0.004995	5
28	26	13.498	0.71	107.371	-0.6577	-0.01124	0.206	1.9285	-0.22398	0.005254	6
28	28	13.241	0.72	110.667	-0.6969	-0.01212	7.108	0.7704	-0.16596	0.004311	5
28	30	13.035	0.71	113.635	-0.7327	-0.01316	7.779	0.6944	-0.16877	0.004504	6
28	32	12.845	0.70	116.396	-0.7675	-0.01407	10.957	0.1606	-0.14417	0.004161	7
28	34	12.647	0.70	119.063	-0.8016	-0.01497	14.126	-0.3823	-0.11883	0.003803	8
28	36	12.418	0.69	121.675	-0.8334	-0.01589	18.112	-1.0648	-0.08622	0.003319	8
28	38	12.189	0.68	124.247	-0.8690	-0.01637	21.266	-1.6266	-0.05987	0.002934	9

TABLE VIII: O+Mg reactions (continued)

A_{O}	A_{Mg}	E_C	D	B_1	B_2	B_3	C_1	C_2	C_3	C_4	δ
28	40	11.939	0.67	126.753	-0.9042	-0.01682	28.043	-2.8567	0.00643	0.001768	9
28	42	11.713	0.65	129.176	-0.9322	-0.01799	28.744	-2.9811	0.00679	0.001912	10
28	44	11.511	0.65	131.543	-0.9712	-0.01813	30.653	-3.3755	0.02556	0.001636	10
28	46	11.303	0.63	133.766	-0.9970	-0.01969	34.293	-4.0657	0.06164	0.001067	10

TABLE IX: Fit parameters for Ne+Ne reactions

A_1	A_2	E_0	D	B_1	B_2	B_3	C_1	C_2	C_3	C_4	δ
18	18	16.681	0.90	81.201	-0.3503	-0.00538	0.409	0.8146	-0.07429	0.001168	3
18	20	16.513	0.91	84.124	-0.3790	-0.00607	0.633	0.8438	-0.08058	0.001349	3
18	22	16.292	0.90	86.808	-0.4049	-0.00668	0.815	0.9120	-0.09050	0.001613	3
18	24	16.029	0.89	89.323	-0.4298	-0.00715	0.029	1.1468	-0.11006	0.002054	4
18	26	15.607	0.88	92.021	-0.4565	-0.00751	1.014	1.1522	-0.12151	0.002407	3
18	28	15.122	0.80	94.527	-0.4838	-0.00807	-12.920	3.6521	-0.26984	0.005248	2
18	30	14.863	0.81	96.844	-0.5102	-0.00854	-5.166	2.4635	-0.21343	0.004364	3
18	32	14.455	0.79	99.245	-0.5366	-0.00860	0.537	1.6675	-0.18219	0.003973	4
18	34	13.985	0.72	101.602	-0.5659	-0.00825	-4.362	2.7001	-0.25507	0.005522	4
18	36	13.771	0.81	103.829	-0.5869	-0.00865	22.331	-1.9179	0.00051	0.000855	7
18	38	13.302	0.68	105.945	-0.6150	-0.00848	4.438	1.3993	-0.20411	0.004916	6
18	40	13.027	0.68	107.930	-0.6371	-0.00900	12.948	-0.0482	-0.12889	0.003632	6
20	20	16.340	0.91	87.245	-0.4089	-0.00687	0.588	0.9275	-0.09036	0.001603	3
20	22	16.133	0.90	90.121	-0.4371	-0.00750	1.045	0.9408	-0.09707	0.001808	3
20	24	15.871	0.89	92.821	-0.4640	-0.00801	0.021	1.2142	-0.11884	0.002291	3
20	26	15.438	0.87	95.713	-0.4928	-0.00842	0.775	1.2697	-0.13386	0.002723	3
20	28	14.972	0.79	98.398	-0.5222	-0.00904	-12.054	3.5979	-0.27373	0.005429	2
20	30	14.712	0.80	100.884	-0.5507	-0.00956	-4.895	2.4994	-0.22210	0.004631	3
20	32	14.294	0.77	103.467	-0.5803	-0.00956	0.724	1.7227	-0.19261	0.004283	4
20	34	13.827	0.69	106.000	-0.6104	-0.00935	-4.207	2.7787	-0.26822	0.005911	5
20	36	13.594	0.79	108.401	-0.6347	-0.00969	23.594	-2.0566	0.00067	0.000978	7
20	38	13.134	0.67	110.666	-0.6600	-0.01001	9.212	0.6694	-0.17173	0.004475	6
20	40	12.865	0.66	112.806	-0.6852	-0.01051	13.540	-0.0544	-0.13807	0.003977	7
22	22	15.919	0.90	93.179	-0.4671	-0.00817	0.792	1.0724	-0.11040	0.002134	4
22	24	15.659	0.88	96.055	-0.4955	-0.00875	0.240	1.2783	-0.12920	0.002578	3
22	26	15.227	0.85	99.130	-0.5264	-0.00921	0.798	1.3673	-0.14647	0.003060	3
22	28	14.766	0.76	101.986	-0.5581	-0.00985	-13.372	3.9410	-0.30128	0.006064	3
22	30	14.504	0.77	104.633	-0.5886	-0.01042	-6.327	2.8607	-0.25089	0.005295	3
22	32	14.104	0.75	107.387	-0.6205	-0.01045	0.972	1.7848	-0.20457	0.004640	4
22	34	13.665	0.71	110.085	-0.6518	-0.01035	4.095	1.4302	-0.19991	0.004773	4
22	36	13.403	0.77	112.650	-0.6792	-0.01067	24.868	-2.1980	0.00068	0.001110	8
22	38	13.038	0.72	115.068	-0.7065	-0.01107	25.786	-2.2690	-0.00603	0.001406	8
22	40	12.732	0.68	117.350	-0.7336	-0.01165	26.829	-2.3983	-0.00755	0.001590	8
24	24	15.410	0.87	99.100	-0.5256	-0.00937	0.563	1.3378	-0.14027	0.002890	3
24	26	14.981	0.83	102.348	-0.5586	-0.00989	0.791	1.4855	-0.16134	0.003454	4
24	28	14.552	0.74	105.364	-0.5925	-0.01057	-13.559	4.0946	-0.31894	0.006528	3
24	30	14.294	0.74	108.165	-0.6249	-0.01119	-6.259	2.9617	-0.26547	0.005703	3
24	32	13.899	0.73	111.079	-0.6590	-0.01125	0.989	1.8855	-0.21917	0.005054	4
24	34	13.490	0.69	113.935	-0.6924	-0.01121	6.142	1.1495	-0.19200	0.004759	5
24	36	13.192	0.74	116.647	-0.7202	-0.01174	26.247	-2.3518	0.00072	0.001257	8
24	38	12.845	0.69	119.211	-0.7508	-0.01210	27.157	-2.4396	-0.00463	0.001525	8
24	40	12.553	0.66	121.628	-0.7797	-0.01279	28.089	-2.5613	-0.00639	0.001717	9
26	26	14.584	0.80	105.757	-0.5939	-0.01046	0.770	1.6578	-0.18366	0.004047	4
26	28	14.210	0.71	108.923	-0.6291	-0.01128	-10.866	3.8133	-0.31710	0.006709	4
26	30	13.956	0.70	111.870	-0.6637	-0.01195	-5.862	3.0554	-0.28424	0.006263	5
26	32	13.594	0.69	114.925	-0.6995	-0.01215	1.059	1.9988	-0.23784	0.005602	6
26	34	13.218	0.67	117.921	-0.7356	-0.01216	7.949	0.9182	-0.18951	0.004894	7
26	36	12.904	0.71	120.767	-0.7663	-0.01273	27.602	-2.5246	0.00073	0.001428	9
26	38	12.578	0.67	123.452	-0.7972	-0.01336	28.524	-2.6241	-0.00387	0.001692	9
26	40	12.317	0.64	125.993	-0.8300	-0.01399	29.149	-2.7222	-0.00585	0.001873	9
28	28	13.975	0.74	112.234	-0.6663	-0.01217	2.629	1.5702	-0.19964	0.004686	5
28	30	13.708	0.72	115.319	-0.7027	-0.01292	3.557	1.5057	-0.20573	0.004963	5
28	32	13.353	0.68	118.510	-0.7404	-0.01321	5.580	1.2774	-0.20578	0.005165	6
28	34	12.991	0.67	121.636	-0.7783	-0.01333	12.140	0.2279	-0.15827	0.004464	7
28	36	12.658	0.68	124.608	-0.8106	-0.01403	28.764	-2.6805	0.00096	0.001593	9
28	38	12.362	0.65	127.418	-0.8451	-0.01460	29.428	-2.7632	-0.00360	0.001844	9
28	40	12.118	0.63	130.070	-0.8776	-0.01553	29.960	-2.8565	-0.00556	0.002030	9
30	30	13.460	0.69	118.536	-0.7401	-0.01382	3.862	1.5379	-0.21712	0.005344	6
30	32	13.126	0.68	121.858	-0.7802	-0.01414	9.819	0.5896	-0.17474	0.004734	7
30	34	12.769	0.66	125.108	-0.8183	-0.01451	16.555	-0.5077	-0.12394	0.003971	8
30	36	12.442	0.66	128.209	-0.8551	-0.01508	29.652	-2.8112	0.00090	0.001743	9

TABLE IX: Ne+Ne reactions (continued)

A_1	A_2	E_0	D	B_1	B_2	B_3	C_1	C_2	C_3	C_4	δ
30	38	12.170	0.63	131.136	-0.8915	-0.01573	30.053	-2.8688	-0.00439	0.002002	9
30	40	11.944	0.62	133.895	-0.9233	-0.01700	30.464	-2.9532	-0.00645	0.002195	9
32	32	12.804	0.66	125.296	-0.8194	-0.01486	16.025	-0.4260	-0.12763	0.004034	7
32	34	12.475	0.65	128.663	-0.8595	-0.01537	21.875	-1.4095	-0.08163	0.003343	8
32	36	12.166	0.63	131.878	-0.8994	-0.01598	30.756	-2.9835	0.00147	0.001907	9
32	38	11.927	0.62	134.906	-0.9351	-0.01703	30.797	-3.0038	-0.00493	0.002185	10
32	40	11.689	0.60	137.761	-0.9660	-0.01871	35.405	-3.8508	0.03832	0.001510	10
34	34	12.170	0.63	132.140	-0.9005	-0.01616	27.221	-2.3387	-0.03730	0.002672	9
34	36	11.899	0.62	135.458	-0.9415	-0.01702	31.605	-3.1357	0.00137	0.002084	10
34	38	11.659	0.60	138.586	-0.9785	-0.01829	35.496	-3.8672	0.03778	0.001529	10
34	40	11.455	0.59	141.554	-1.0181	-0.01946	38.368	-4.4394	0.06654	0.001097	11
36	36	11.603	0.59	138.878	-0.9842	-0.01808	42.175	-5.0654	0.10794	0.000170	12
36	38	11.394	0.58	142.108	-1.0255	-0.01926	42.280	-5.1327	0.10585	0.000352	12
36	40	11.224	0.58	145.164	-1.0640	-0.02085	42.080	-5.1668	0.10344	0.000528	12
38	38	11.195	0.57	145.413	-1.0599	-0.02146	43.372	-5.3874	0.11533	0.000330	12
38	40	11.002	0.56	148.559	-1.0999	-0.02322	46.546	-6.0332	0.14934	-0.000198	13
40	40	10.822	0.55	151.799	-1.1443	-0.02484	49.227	-6.6021	0.17936	-0.000659	13

TABLE X: Fit parameters for Ne+Mg reactions

A_{Ne}	A_{Mg}	E_C	D	B_1	B_2	B_3	C_1	C_2	C_3	C_4	δ
18	20	19.641	0.93	91.571	-0.3251	-0.00401	0.723	0.7764	-0.05783	0.000679	3
18	22	19.633	0.93	94.202	-0.3481	-0.00466	0.729	0.7445	-0.05590	0.000652	3
18	24	19.521	0.93	96.663	-0.3690	-0.00512	0.618	0.8060	-0.06152	0.000775	3
18	26	19.388	0.93	98.889	-0.3882	-0.00548	0.653	0.8649	-0.06761	0.000910	3
18	28	18.921	0.93	101.648	-0.4108	-0.00587	0.770	1.0376	-0.08553	0.001299	4
18	30	18.567	0.93	104.113	-0.4328	-0.00631	0.576	1.1900	-0.09999	0.001614	4
18	32	18.241	0.92	106.388	-0.4545	-0.00668	0.546	1.3077	-0.11239	0.001893	4
18	34	17.894	0.91	108.585	-0.4754	-0.00701	0.587	1.4214	-0.12515	0.002186	4
18	36	17.500	0.89	110.735	-0.4957	-0.00722	1.304	1.4657	-0.13616	0.002469	4
18	38	17.085	0.86	112.846	-0.5163	-0.00732	1.293	1.6206	-0.15313	0.002855	4
18	40	16.676	0.82	114.904	-0.5366	-0.00736	1.355	1.7589	-0.16955	0.003238	4
18	42	16.288	0.78	116.909	-0.5569	-0.00740	1.642	1.8510	-0.18360	0.003587	4
18	44	15.925	0.75	118.847	-0.5761	-0.00750	2.579	1.8343	-0.19213	0.003849	5
18	46	15.643	0.73	120.699	-0.5967	-0.00762	5.104	1.5113	-0.18276	0.003788	5
20	20	19.093	0.87	95.015	-0.3519	-0.00461	-43.830	7.1113	-0.35493	0.005260	1
20	22	19.106	0.88	97.836	-0.3764	-0.00532	-42.950	6.9896	-0.35027	0.005213	1
20	24	19.019	0.88	100.480	-0.3985	-0.00583	-40.079	6.6560	-0.33863	0.005087	1
20	26	18.902	0.87	102.881	-0.4199	-0.00616	-41.538	6.9230	-0.35444	0.005372	1
20	28	18.429	0.84	105.840	-0.4447	-0.00657	-41.868	7.2372	-0.38261	0.005973	2
20	30	18.085	0.81	108.485	-0.4685	-0.00705	-41.300	7.3436	-0.39782	0.006343	2
20	32	17.774	0.79	110.931	-0.4924	-0.00742	-41.779	7.5796	-0.41846	0.006791	2
20	34	17.451	0.76	113.292	-0.5146	-0.00781	-39.210	7.3928	-0.42008	0.006957	3
20	36	17.158	0.78	115.609	-0.5372	-0.00801	-23.170	5.2118	-0.32531	0.005586	2
20	38	16.771	0.75	117.883	-0.5595	-0.00813	-21.997	5.2304	-0.33787	0.005937	4
20	40	16.452	0.77	120.102	-0.5818	-0.00816	-6.651	3.0768	-0.24210	0.004516	4
20	42	16.075	0.73	122.263	-0.6033	-0.00827	-6.456	3.2005	-0.25892	0.004931	6
20	44	15.766	0.74	124.356	-0.6254	-0.00831	5.952	1.4087	-0.17805	0.003716	5
20	46	15.454	0.71	126.342	-0.6442	-0.00873	6.401	1.4344	-0.18772	0.003998	7
22	20	18.822	0.86	98.178	-0.3767	-0.00512	-44.137	7.3293	-0.37352	0.005650	1
22	22	18.883	0.87	101.184	-0.4033	-0.00581	-40.531	6.7976	-0.34884	0.005283	1
22	24	18.791	0.86	104.008	-0.4271	-0.00634	-40.532	6.8533	-0.35472	0.005418	1
22	26	18.668	0.85	106.576	-0.4493	-0.00674	-41.697	7.0948	-0.37007	0.005707	2
22	28	18.230	0.83	109.722	-0.4761	-0.00718	-38.043	6.8321	-0.37117	0.005892	2
22	30	17.873	0.80	112.539	-0.5017	-0.00769	-39.399	7.2200	-0.40020	0.006487	2
22	32	17.582	0.78	115.145	-0.5270	-0.00811	-37.853	7.1539	-0.40633	0.006708	2
22	34	17.265	0.76	117.665	-0.5507	-0.00853	-34.469	6.8409	-0.40186	0.006780	4
22	36	17.020	0.82	120.139	-0.5749	-0.00876	-8.864	3.2019	-0.23479	0.004234	4
22	38	16.618	0.78	122.571	-0.5994	-0.00888	-8.186	3.2802	-0.24987	0.004620	4
22	40	16.230	0.73	124.939	-0.6221	-0.00903	-9.262	3.6077	-0.27726	0.005212	6
22	42	15.940	0.78	127.250	-0.6459	-0.00913	12.723	0.3675	-0.12462	0.002827	6
22	44	15.579	0.74	129.485	-0.6684	-0.00930	14.302	0.2372	-0.12743	0.002998	6
22	46	15.284	0.71	131.617	-0.6923	-0.00951	13.963	0.3508	-0.14042	0.003317	6
24	20	18.517	0.82	101.141	-0.4015	-0.00545	-48.542	8.1193	-0.41880	0.006448	1
24	22	18.564	0.83	104.324	-0.4292	-0.00620	-46.533	7.8183	-0.40506	0.006253	1
24	24	18.473	0.83	107.321	-0.4540	-0.00678	-44.474	7.6022	-0.39919	0.006221	1
24	26	18.365	0.82	110.055	-0.4773	-0.00721	-43.380	7.5273	-0.40004	0.006291	2
24	28	17.939	0.80	113.377	-0.5058	-0.00770	-40.686	7.3947	-0.40743	0.006581	2
24	30	17.628	0.78	116.357	-0.5332	-0.00824	-37.423	7.0986	-0.40362	0.006660	3
24	32	17.327	0.75	119.116	-0.5593	-0.00876	-36.010	7.0657	-0.41215	0.006933	3
24	34	17.214	0.87	121.788	-0.5849	-0.00920	2.584	1.4634	-0.14796	0.002818	5
24	36	16.827	0.83	124.412	-0.6106	-0.00947	2.533	1.6228	-0.16550	0.003225	5
24	38	16.433	0.79	126.992	-0.6370	-0.00960	2.618	1.7602	-0.18255	0.003632	5
24	40	16.040	0.75	129.506	-0.6619	-0.00975	2.571	1.9217	-0.20150	0.004084	5
24	42	15.689	0.71	131.959	-0.6874	-0.00988	2.426	2.0622	-0.21842	0.004494	6
24	44	15.363	0.72	134.329	-0.7116	-0.01011	14.297	0.3386	-0.14085	0.003338	6
24	46	15.081	0.69	136.583	-0.7343	-0.01057	14.929	0.2966	-0.14604	0.003535	7
26	20	18.010	0.77	104.270	-0.4262	-0.00579	-53.051	9.0711	-0.47907	0.007577	3
26	22	18.229	0.85	107.650	-0.4554	-0.00658	-22.313	4.6236	-0.26860	0.004303	2
26	24	18.156	0.86	110.836	-0.4824	-0.00716	-18.235	4.0900	-0.24685	0.004013	2
26	26	18.038	0.86	113.750	-0.5078	-0.00759	-17.679	4.0800	-0.25048	0.004123	3
26	28	17.610	0.83	117.236	-0.5379	-0.00814	-16.004	4.0456	-0.26092	0.004443	3

TABLE X: Ne+Mg reactions (continued)

A_{Ne}	A_{Mg}	E_C	D	B_1	B_2	B_3	C_1	C_2	C_3	C_4	δ
26	30	17.296	0.82	120.371	-0.5664	-0.00877	-13.318	3.7963	-0.25809	0.004524	4
26	32	17.008	0.80	123.283	-0.5952	-0.00926	-13.214	3.9015	-0.27137	0.004848	4
26	34	16.697	0.77	126.098	-0.6224	-0.00976	-12.354	3.9147	-0.28137	0.005139	4
26	36	16.366	0.73	128.860	-0.6497	-0.01010	-12.368	4.0614	-0.29871	0.005557	6
26	38	16.048	0.75	131.573	-0.6771	-0.01033	2.660	1.9218	-0.20263	0.004124	5
26	40	15.704	0.72	134.216	-0.7034	-0.01057	2.415	2.0787	-0.22042	0.004551	6
26	42	15.377	0.72	136.792	-0.7302	-0.01080	14.584	0.3126	-0.14095	0.003367	6
26	44	15.078	0.70	139.286	-0.7569	-0.01102	14.880	0.3259	-0.14950	0.003620	7
26	46	14.790	0.68	141.647	-0.7782	-0.01180	21.524	-0.6419	-0.10804	0.003053	8
28	20	18.002	0.89	107.189	-0.4520	-0.00626	0.579	1.4507	-0.12552	0.002150	5
28	22	17.989	0.90	110.752	-0.4828	-0.00708	0.573	1.4619	-0.12759	0.002214	4
28	24	17.873	0.89	114.112	-0.5111	-0.00772	0.418	1.5440	-0.13532	0.002389	4
28	26	17.744	0.88	117.190	-0.5379	-0.00820	0.303	1.6287	-0.14350	0.002572	4
28	28	17.323	0.86	120.832	-0.5699	-0.00879	0.330	1.7914	-0.16190	0.003001	4
28	30	17.003	0.84	124.117	-0.6004	-0.00946	0.498	1.8878	-0.17500	0.003327	5
28	32	16.709	0.81	127.171	-0.6303	-0.01002	0.600	1.9862	-0.18783	0.003646	5
28	34	16.407	0.79	130.123	-0.6594	-0.01055	0.688	2.0870	-0.20123	0.003981	5
28	36	16.084	0.76	133.019	-0.6888	-0.01090	1.461	2.0895	-0.21060	0.004260	5
28	38	15.753	0.72	135.858	-0.7169	-0.01126	1.559	2.1958	-0.22578	0.004646	7
28	40	15.434	0.73	138.627	-0.7455	-0.01150	13.105	0.5237	-0.15099	0.003538	6
28	42	15.124	0.70	141.324	-0.7737	-0.01179	14.323	0.4110	-0.15389	0.003708	8
28	44	14.817	0.69	143.927	-0.7991	-0.01230	20.940	-0.5453	-0.11377	0.003166	9
28	46	14.545	0.67	146.402	-0.8230	-0.01306	26.725	-1.4066	-0.07677	0.002662	10
30	20	17.642	0.88	109.893	-0.4772	-0.00665	1.749	1.4082	-0.13166	0.002351	4
30	22	17.623	0.88	113.629	-0.5098	-0.00749	2.248	1.3531	-0.13093	0.002375	5
30	24	17.495	0.87	117.155	-0.5397	-0.00815	1.150	1.5831	-0.14633	0.002680	4
30	26	17.366	0.86	120.391	-0.5679	-0.00866	0.834	1.7003	-0.15637	0.002898	4
30	28	16.965	0.83	124.185	-0.6021	-0.00929	1.273	1.7930	-0.17143	0.003279	5
30	30	16.649	0.81	127.611	-0.6336	-0.01003	1.148	1.9368	-0.18729	0.003660	5
30	32	16.379	0.78	130.802	-0.6650	-0.01065	1.044	2.0506	-0.20059	0.003986	5
30	34	16.110	0.77	133.887	-0.6956	-0.01124	4.386	1.6389	-0.18804	0.003895	5
30	36	15.806	0.74	136.911	-0.7263	-0.01165	5.437	1.5817	-0.19401	0.004117	5
30	38	15.491	0.72	139.875	-0.7565	-0.01203	7.087	1.4346	-0.19608	0.004284	7
30	40	15.178	0.72	142.765	-0.7864	-0.01233	18.568	-0.2518	-0.11974	0.003141	7
30	42	14.882	0.69	145.579	-0.8160	-0.01270	19.206	-0.2916	-0.12587	0.003363	9
30	44	14.577	0.68	148.291	-0.8413	-0.01340	26.130	-1.3059	-0.08252	0.002769	10
30	46	14.324	0.69	150.881	-0.8690	-0.01404	47.832	-4.7265	0.08875	-0.000043	13
32	20	17.324	0.92	112.660	-0.5008	-0.00681	25.358	-1.9579	0.02242	-0.000001	9
32	22	17.296	0.93	116.587	-0.5363	-0.00758	25.941	-2.0355	0.02443	-0.000001	9
32	24	17.172	0.92	120.290	-0.5676	-0.00828	27.419	-2.1948	0.02803	-0.000001	9
32	26	17.046	0.92	123.697	-0.5975	-0.00881	28.780	-2.3420	0.03124	0.000000	9
32	28	16.686	0.91	127.635	-0.6328	-0.00955	31.295	-2.6335	0.03777	0.000000	9
32	30	16.401	0.89	131.202	-0.6657	-0.01037	33.379	-2.8830	0.04361	0.000000	10
32	32	16.140	0.88	134.530	-0.6985	-0.01106	35.200	-3.1061	0.04882	0.000001	11
32	34	15.866	0.87	137.743	-0.7304	-0.01173	37.005	-3.3289	0.05378	0.000011	11
32	36	15.559	0.84	140.890	-0.7620	-0.01227	39.149	-3.5953	0.06010	0.000007	10
32	38	15.231	0.81	143.972	-0.7936	-0.01273	41.569	-3.8997	0.06769	-0.000009	11
32	40	14.889	0.76	146.970	-0.8231	-0.01329	44.133	-4.2178	0.07526	-0.000011	12
32	42	14.562	0.72	149.893	-0.8544	-0.01375	46.503	-4.5277	0.08302	-0.000022	13
32	44	14.252	0.67	152.718	-0.8843	-0.01430	48.693	-4.8237	0.09050	-0.000028	13
32	46	13.991	0.64	155.412	-0.9150	-0.01492	50.292	-5.0640	0.09685	-0.000033	14
34	20	16.823	0.90	115.363	-0.5252	-0.00678	28.559	-2.2989	0.02923	0.000000	9
34	22	16.761	0.90	119.476	-0.5617	-0.00761	29.717	-2.4299	0.03239	0.000000	9
34	24	16.634	0.89	123.358	-0.5954	-0.00828	31.198	-2.5942	0.03610	0.000000	9
34	26	16.501	0.88	126.936	-0.6270	-0.00882	32.697	-2.7589	0.03974	0.000000	10
34	28	16.167	0.87	131.017	-0.6646	-0.00960	34.952	-3.0357	0.04611	0.000000	10
34	30	15.898	0.85	134.724	-0.6997	-0.01043	36.915	-3.2822	0.05210	-0.000003	10
34	32	15.646	0.83	138.186	-0.7339	-0.01119	38.762	-3.5143	0.05765	-0.000002	11
34	34	15.385	0.81	141.525	-0.7673	-0.01193	40.632	-3.7541	0.06346	-0.000001	11
34	36	15.094	0.78	144.791	-0.8003	-0.01257	42.746	-4.0237	0.06995	-0.000002	11
34	38	14.784	0.74	147.987	-0.8332	-0.01315	45.005	-4.3138	0.07695	-0.000003	12

TABLE X: Ne+Mg reactions (continued)

A_{Ne}	A_{Mg}	E_C	D	B_1	B_2	B_3	C_1	C_2	C_3	C_4	δ
34	40	14.473	0.70	151.096	-0.8650	-0.01375	47.265	-4.6109	0.08419	-0.000004	13
34	42	14.175	0.66	154.122	-0.8977	-0.01433	49.335	-4.8973	0.09144	-0.000009	13
34	44	13.899	0.63	157.046	-0.9289	-0.01501	51.113	-5.1597	0.09823	-0.000011	14
34	46	13.665	0.61	159.831	-0.9591	-0.01589	52.438	-5.3795	0.10432	-0.000014	14
36	20	16.360	0.87	117.937	-0.5482	-0.00688	31.395	-2.6102	0.03530	0.000012	9
36	22	16.282	0.87	122.231	-0.5865	-0.00771	32.812	-2.7706	0.03927	0.000006	10
36	24	16.155	0.86	126.288	-0.6229	-0.00834	34.228	-2.9325	0.04283	0.000009	10
36	26	16.017	0.84	130.030	-0.6562	-0.00891	35.864	-3.1151	0.04695	0.000008	10
36	28	15.691	0.82	134.243	-0.6945	-0.00984	38.253	-3.4093	0.05377	0.000013	10
36	30	15.430	0.80	138.083	-0.7311	-0.01075	40.184	-3.6555	0.05964	0.000018	11
36	32	15.195	0.78	141.677	-0.7679	-0.01149	41.901	-3.8821	0.06520	0.000018	11
36	34	14.946	0.76	145.138	-0.8027	-0.01232	44.050	-4.1714	0.07350	-0.000018	12
36	36	14.669	0.72	148.518	-0.8370	-0.01306	46.088	-4.4382	0.07994	-0.000013	12
36	38	14.382	0.68	151.823	-0.8711	-0.01377	48.182	-4.7203	0.08696	-0.000014	13
36	40	14.098	0.65	155.035	-0.9041	-0.01450	50.152	-4.9963	0.09386	-0.000012	14
36	42	13.839	0.62	158.165	-0.9397	-0.01506	51.657	-5.2314	0.09981	-0.000010	14
36	44	13.596	0.60	161.184	-0.9722	-0.01587	53.003	-5.4563	0.10580	-0.000008	14
36	46	13.391	0.59	164.061	-1.0037	-0.01686	53.954	-5.6430	0.11118	-0.000008	14
38	20	15.954	0.84	120.360	-0.5690	-0.00717	33.913	-2.9076	0.04197	0.000006	10
38	22	15.863	0.83	124.826	-0.6091	-0.00803	35.502	-3.0860	0.04625	0.000005	9
38	24	15.722	0.82	129.042	-0.6460	-0.00877	37.293	-3.2897	0.05102	0.000002	10
38	26	15.590	0.80	132.943	-0.6820	-0.00931	38.824	-3.4673	0.05502	0.000002	10
38	28	15.277	0.78	137.284	-0.7216	-0.01034	41.257	-3.7747	0.06249	0.000001	11
38	30	15.031	0.75	141.255	-0.7609	-0.01122	43.082	-4.0190	0.06857	0.000001	12
38	32	14.795	0.73	144.969	-0.7979	-0.01213	45.012	-4.2715	0.07491	0.000001	12
38	34	14.551	0.69	148.546	-0.8340	-0.01306	47.003	-4.5350	0.08162	0.000001	13
38	36	14.306	0.67	152.041	-0.8711	-0.01379	48.770	-4.7917	0.08858	-0.000014	13
38	38	14.044	0.64	155.450	-0.9065	-0.01460	50.563	-5.0494	0.09506	-0.000010	14
38	40	13.792	0.61	158.762	-0.9408	-0.01545	52.158	-5.2964	0.10154	-0.000010	14
38	42	13.560	0.59	161.988	-0.9777	-0.01612	53.389	-5.5127	0.10742	-0.000014	14
38	44	13.345	0.59	165.100	-1.0115	-0.01705	54.373	-5.7053	0.11271	-0.000009	14
38	46	13.164	0.58	168.071	-1.0466	-0.01795	55.017	-5.8633	0.11739	-0.000008	14
40	20	15.594	0.81	122.654	-0.5901	-0.00757	36.108	-3.1793	0.04838	0.000000	9
40	22	15.504	0.80	127.286	-0.6330	-0.00837	37.622	-3.3539	0.05249	0.000000	10
40	24	15.359	0.78	131.655	-0.6715	-0.00917	39.522	-3.5714	0.05757	0.000000	10
40	26	15.216	0.76	135.699	-0.7077	-0.00987	41.365	-3.7831	0.06250	-0.000001	11
40	28	14.922	0.73	140.168	-0.7502	-0.01087	43.607	-4.0787	0.06982	-0.000002	12
40	30	14.676	0.70	144.257	-0.7895	-0.01195	45.642	-4.3482	0.07666	-0.000002	13
40	32	14.457	0.68	148.093	-0.8293	-0.01283	47.363	-4.5858	0.08272	-0.000001	13
40	34	14.239	0.65	151.786	-0.8684	-0.01370	48.968	-4.8172	0.08872	-0.000001	13
40	36	14.002	0.63	155.384	-0.9054	-0.01464	50.692	-5.0688	0.09532	-0.000002	14
40	38	13.766	0.61	158.894	-0.9422	-0.01556	52.242	-5.3110	0.10180	-0.000003	14
40	40	13.542	0.59	162.308	-0.9797	-0.01635	53.448	-5.5233	0.10749	-0.000002	14
40	42	13.331	0.58	165.622	-1.0162	-0.01728	54.488	-5.7257	0.11326	-0.000006	15
40	44	13.135	0.58	168.824	-1.0513	-0.01831	55.307	-5.9080	0.11864	-0.000007	14
40	46	12.964	0.59	171.872	-1.0832	-0.01969	55.945	-6.0714	0.12385	-0.000006	14

TABLE XI: Fit parameters for Mg+Mg reactions

A_1	A_2	E_C	D	B_1	B_2	B_3	C_1	C_2	C_3	C_4	δ
20	20	23.050	0.99	103.307	-0.2980	-0.00312	-27.040	4.2173	-0.18663	0.002291	4
20	22	22.995	0.99	106.454	-0.3206	-0.00363	-27.727	4.3219	-0.19218	0.002384	3
20	24	22.844	0.99	109.389	-0.3417	-0.00396	-30.112	4.6524	-0.20753	0.002608	2
20	26	22.752	0.99	112.050	-0.3614	-0.00420	-21.394	3.6841	-0.17273	0.002191	2
20	28	22.031	0.91	115.256	-0.3836	-0.00447	-50.742	7.3809	-0.32658	0.004271	2
20	30	21.706	0.92	118.137	-0.4044	-0.00484	-36.203	5.8094	-0.27250	0.003654	2
20	32	21.305	0.88	120.802	-0.4250	-0.00515	-38.554	6.2535	-0.29765	0.004066	2
20	34	20.967	0.88	123.368	-0.4450	-0.00541	-30.687	5.4368	-0.27208	0.003808	3
20	36	20.693	0.95	125.868	-0.4640	-0.00561	-0.136	1.8256	-0.13375	0.002049	5
20	38	20.230	0.91	128.314	-0.4832	-0.00572	1.466	1.7672	-0.13891	0.002198	5
20	40	19.870	0.94	130.691	-0.5013	-0.00583	16.627	-0.0343	-0.07132	0.001352	7
20	42	19.331	0.82	133.010	-0.5213	-0.00582	-3.469	2.6320	-0.18939	0.003041	6
20	44	19.080	0.92	135.238	-0.5363	-0.00611	33.678	-2.0342	-0.00021	0.000511	9
20	46	18.699	0.88	137.377	-0.5545	-0.00628	35.190	-2.1721	0.00045	0.000560	10
22	22	23.019	1.00	109.779	-0.3451	-0.00413	-26.110	4.1165	-0.18451	0.002296	3
22	24	22.878	0.99	112.888	-0.3669	-0.00452	-28.855	4.4828	-0.20099	0.002532	2
22	26	22.757	1.00	115.711	-0.3873	-0.00481	-24.916	4.0844	-0.18856	0.002405	2
22	28	21.965	0.87	119.121	-0.4110	-0.00510	-63.835	8.9529	-0.38946	0.005105	2
22	30	21.694	0.92	122.184	-0.4328	-0.00552	-35.460	5.7422	-0.27138	0.003663	3
22	32	21.317	0.89	125.024	-0.4553	-0.00582	-37.208	6.0972	-0.29254	0.004019	2
22	34	20.952	0.89	127.759	-0.4765	-0.00611	-29.305	5.2947	-0.26822	0.003784	3
22	36	20.657	0.95	130.432	-0.4971	-0.00630	-0.275	1.8692	-0.13746	0.002127	5
22	38	20.184	0.91	133.052	-0.5184	-0.00638	1.013	1.8544	-0.14470	0.002306	5
22	40	19.794	0.93	135.596	-0.5372	-0.00654	16.960	-0.0246	-0.07475	0.001438	7
22	42	19.281	0.84	138.083	-0.5594	-0.00649	5.624	1.5353	-0.14716	0.002506	6
22	44	18.987	0.91	140.475	-0.5762	-0.00676	34.764	-2.1185	-0.00015	0.000553	10
22	46	18.588	0.86	142.764	-0.5949	-0.00700	36.481	-2.2679	0.00031	0.000614	10
24	24	22.799	1.01	116.167	-0.3893	-0.00495	-20.567	3.5688	-0.16849	0.002149	3
24	26	22.646	1.00	119.154	-0.4106	-0.00527	-21.356	3.7263	-0.17756	0.002297	3
24	28	21.831	0.86	122.756	-0.4355	-0.00560	-65.752	9.2680	-0.40577	0.005363	4
24	30	21.578	0.92	125.997	-0.4593	-0.00601	-35.331	5.7886	-0.27643	0.003767	2
24	32	21.192	0.88	129.002	-0.4829	-0.00635	-37.330	6.1863	-0.29980	0.004158	2
24	34	20.830	0.87	131.903	-0.5057	-0.00664	-30.709	5.5319	-0.28129	0.003999	3
24	36	20.513	0.94	134.739	-0.5275	-0.00686	-0.231	1.9334	-0.14380	0.002256	5
24	38	20.037	0.90	137.524	-0.5502	-0.00694	1.315	1.8925	-0.15038	0.002431	6
24	40	19.646	0.91	140.231	-0.5710	-0.00707	17.485	-0.0250	-0.07868	0.001537	7
24	42	19.144	0.83	142.879	-0.5948	-0.00702	5.061	1.6738	-0.15718	0.002693	6
24	44	18.820	0.89	145.422	-0.6122	-0.00736	36.231	-2.2303	-0.00010	0.000606	10
24	46	18.420	0.84	147.858	-0.6323	-0.00764	37.976	-2.3826	0.00026	0.000673	10
26	26	22.513	1.00	122.297	-0.4328	-0.00559	-20.350	3.6687	-0.17821	0.002336	3
26	28	21.853	0.93	126.085	-0.4594	-0.00594	-37.327	5.9257	-0.27709	0.003722	3
26	30	21.448	0.91	129.492	-0.4842	-0.00638	-33.625	5.6584	-0.27490	0.003787	3
26	32	21.060	0.88	132.655	-0.5090	-0.00675	-35.765	6.0763	-0.29931	0.004195	3
26	34	20.673	0.84	135.713	-0.5326	-0.00709	-33.918	6.0178	-0.30530	0.004369	6
26	36	20.361	0.92	138.710	-0.5562	-0.00729	-0.344	2.0216	-0.15129	0.002399	5
26	38	19.889	0.88	141.652	-0.5804	-0.00739	0.960	2.0086	-0.15915	0.002594	6
26	40	19.485	0.90	144.516	-0.6025	-0.00753	18.097	-0.0255	-0.08297	0.001644	7
26	42	18.993	0.81	147.312	-0.6262	-0.00759	4.948	1.7702	-0.16595	0.002869	6
26	44	18.652	0.86	150.009	-0.6463	-0.00786	37.668	-2.3388	-0.00016	0.000660	10
26	46	18.263	0.82	152.588	-0.6686	-0.00811	39.322	-2.4893	0.00024	0.000725	11
28	28	21.313	0.89	130.039	-0.4870	-0.00635	-37.669	6.2086	-0.29932	0.004132	3
28	30	20.951	0.87	133.608	-0.5135	-0.00682	-32.422	5.7258	-0.28793	0.004072	3
28	32	20.594	0.84	136.925	-0.5392	-0.00725	-31.888	5.8119	-0.29913	0.004310	5
28	34	20.323	0.91	140.131	-0.5645	-0.00761	-5.329	2.6457	-0.17738	0.002760	5
28	36	19.923	0.89	143.272	-0.5899	-0.00784	2.519	1.8027	-0.15064	0.002485	6
28	38	19.468	0.85	146.352	-0.6154	-0.00798	1.507	2.0721	-0.17017	0.002842	5
28	40	19.073	0.86	149.350	-0.6388	-0.00817	18.989	-0.0290	-0.09057	0.001841	8
28	42	18.647	0.80	152.275	-0.6639	-0.00828	11.837	0.9777	-0.14006	0.002604	8
28	44	18.278	0.82	155.099	-0.6860	-0.00857	39.472	-2.4996	-0.00016	0.000745	11
28	46	17.907	0.78	157.795	-0.7087	-0.00892	41.058	-2.6492	0.00027	0.000813	11
30	30	20.577	0.84	137.330	-0.5411	-0.00735	-31.837	5.8106	-0.29950	0.004321	5

TABLE XI: Mg+Mg reactions (continued)

A_1	A_2	E_C	D	B_1	B_2	B_3	C_1	C_2	C_3	C_4	δ
30	32	20.325	0.90	140.795	-0.5685	-0.00778	-6.082	2.7418	-0.18149	0.002820	5
30	34	19.966	0.88	144.144	-0.5952	-0.00818	-3.343	2.5170	-0.17921	0.002869	5
30	36	19.581	0.87	147.424	-0.6220	-0.00844	3.385	1.7944	-0.15697	0.002652	6
30	38	19.158	0.82	150.636	-0.6478	-0.00867	1.394	2.1728	-0.18078	0.003069	8
30	40	18.761	0.83	153.767	-0.6734	-0.00884	19.533	-0.0266	-0.09672	0.002002	8
30	42	18.363	0.80	156.820	-0.6998	-0.00899	21.869	-0.2448	-0.09461	0.002054	8
30	44	17.981	0.79	159.767	-0.7231	-0.00932	40.923	-2.6343	-0.00015	0.000821	11
30	46	17.638	0.76	162.584	-0.7480	-0.00966	42.223	-2.7683	0.00018	0.000885	11
32	32	19.988	0.88	144.403	-0.5973	-0.00825	-4.944	2.7110	-0.18684	0.002970	5
32	34	19.649	0.86	147.890	-0.6256	-0.00867	-3.401	2.6195	-0.18969	0.003086	5
32	36	19.277	0.85	151.302	-0.6531	-0.00899	4.651	1.7218	-0.16010	0.002771	6
32	38	18.891	0.85	154.646	-0.6806	-0.00923	17.981	0.1360	-0.10159	0.002055	7
32	40	18.488	0.81	157.905	-0.7075	-0.00944	19.975	-0.0280	-0.10206	0.002146	7
32	42	18.119	0.79	161.082	-0.7351	-0.00963	21.929	-0.2179	-0.10062	0.002203	9
32	44	17.717	0.77	164.149	-0.7595	-0.01002	42.144	-2.7535	-0.00019	0.000891	11
32	46	17.396	0.75	167.081	-0.7855	-0.01040	43.245	-2.8776	0.00011	0.000953	11
34	34	19.326	0.83	151.506	-0.6543	-0.00916	-2.633	2.6187	-0.19624	0.003256	8
34	36	18.969	0.82	155.046	-0.6830	-0.00954	5.228	1.7291	-0.16662	0.002938	7
34	38	18.593	0.82	158.519	-0.7126	-0.00976	18.444	0.1376	-0.10733	0.002206	8
34	40	18.218	0.80	161.896	-0.7400	-0.01007	20.352	-0.0323	-0.10716	0.002287	9
34	42	17.844	0.78	165.188	-0.7678	-0.01037	27.826	-0.9319	-0.07589	0.001935	10
34	44	17.458	0.76	168.374	-0.7950	-0.01070	43.184	-2.8653	-0.00023	0.000959	12
34	46	17.162	0.74	171.416	-0.8223	-0.01113	44.076	-2.9793	0.00011	0.001017	11
36	36	18.635	0.81	158.714	-0.7137	-0.00990	11.756	0.9757	-0.14170	0.002674	7
36	38	18.277	0.80	162.304	-0.7439	-0.01022	18.908	0.1360	-0.11330	0.002364	8
36	40	17.903	0.79	165.795	-0.7714	-0.01065	26.904	-0.8201	-0.07997	0.001989	10
36	42	17.523	0.77	169.203	-0.8019	-0.01091	42.286	-2.7578	-0.00412	0.001009	12
36	44	17.189	0.74	172.498	-0.8302	-0.01131	44.130	-2.9776	-0.00021	0.001026	11
36	46	16.915	0.74	175.641	-0.8573	-0.01189	44.841	-3.0822	0.00012	0.001083	11
38	38	17.929	0.79	166.008	-0.7744	-0.01066	26.054	-0.7196	-0.08377	0.002037	10
38	40	17.583	0.77	169.614	-0.8042	-0.01108	32.648	-1.5273	-0.05571	0.001724	10
38	42	17.220	0.75	173.127	-0.8349	-0.01147	43.534	-2.9005	-0.00335	0.001070	11
38	44	16.919	0.74	176.524	-0.8640	-0.01196	44.930	-3.0851	-0.00025	0.001093	11
38	46	16.629	0.72	179.767	-0.8921	-0.01262	50.245	-3.7870	0.02551	0.000797	12
40	40	17.253	0.76	173.326	-0.8349	-0.01158	38.845	-2.3030	-0.02843	0.001419	13
40	42	16.938	0.74	176.945	-0.8677	-0.01198	44.228	-2.9976	-0.00386	0.001142	12
40	44	16.618	0.72	180.438	-0.8965	-0.01264	50.561	-3.8203	0.02633	0.000791	12
40	46	16.271	0.65	183.780	-0.9269	-0.01329	63.817	-5.5447	0.09546	-0.000111	16
42	42	16.622	0.72	180.656	-0.8989	-0.01264	50.451	-3.8060	0.02570	0.000800	13
42	44	16.277	0.66	184.251	-0.9312	-0.01321	61.339	-5.2251	0.08151	0.000086	15
42	46	16.024	0.65	187.686	-0.9627	-0.01393	64.386	-5.6642	0.09708	-0.000076	16
44	44	16.042	0.67	187.936	-0.9631	-0.01397	60.843	-5.2114	0.07765	0.000198	15
44	46	15.789	0.65	191.459	-0.9955	-0.01477	65.263	-5.8340	0.10123	-0.000076	16
46	46	15.543	0.63	195.071	-1.0290	-0.01563	69.673	-6.4629	0.12534	-0.000359	16