

Tunneling and transmission resonances of a Dirac particle by a double barrier

Víctor M Villalba^{1,†}, Luis A. González-Árraga¹

¹ Centro de Física IVIC Apdo 21827, Caracas 1020A, Venezuela

² Department of Physics and Astronomy, University of Waterloo, Canada

Abstract. We calculate the tunneling process of a Dirac particle across two square barriers separated a distance d , as well as the scattering by a double cusp barrier where the centers of the cusps are separated a distance larger than their screening lengths. Using the scattering matrix formalism, we obtain the transmission and reflection amplitudes for the scattering processes of both configurations. We show that, the presence of transmission resonances modifies the Lorentzian shape of the energy resonances and induces the appearance of additional maxima in the transmission coefficient in the range of energies where transmission resonances occur. We calculate the Wigner time-delay and show how their maxima depend on the position of the transmission resonance.

PACS numbers: 03.65.Pm, 03.65.Nk

[†] E-mail: vvillalb@scimail.uwaterloo.ca

1. Introduction

Barrier penetration of relativistic electrons is a very important problem in scattering theory and provides a theoretical framework for different physical phenomena that are not present in the non relativistic regime such as the Klein-paradox and supercriticality[1, 2, 3]

The discussion of tunneling of relativistic particles by one-dimensional potentials has been restricted to some simple configurations such as delta potentials and square barriers, mainly in the study of the possible relativistic corrections to mesoscopic conduction[4] and the analysis of resonant tunneling through multi-barrier systems[5]. Recently[6], electron transport through electrostatic barriers in single and bi-layer graphene has been studied using the Dirac equation and barrier penetration effects analogous to the Klein paradox.

The study of transmission resonances in relativistic wave equations in external potentials has been extensively discussed in the literature[2, 7, 8, 9]. In this case we have that, for given values of the energy and of the shape of the barrier, the probability of transmission reaches unity even if the potential strength is larger than the energy of the particle, a phenomenon which is not present in the non relativistic case. The relation between low momentum resonances and supercriticality has been established by Dombey *et al*[2, 10]. Recently[9, 10, 11], some results on scattering of Dirac particles by one a dimensional potential exhibiting resonant behavior have been reported.

The study of the tunneling effects of Dirac particles by potential barriers has been almost restricted to those cases where the wave equations are solvable in terms of special functions and a straightforward identification of the asymptotic states is possible. The composition of barrier potentials[12] using the scattering matrix method permits us to consider physical configurations which cannot be solved in closed form. We discuss resonant tunneling of Dirac particles by a double square barrier and double cusp potential when transmission resonances are also present. We show that the presence of transmission resonances close to the position of the poles of the scattering matrix turns out in the appearance of additional peaks in the transmission coefficient and in a modification of the Breit-Wigner Lorentzian profile. We calculate the Wigner time-delay and show that some of the peaks cannot be associated with energy resonances.

The article is structured as follows. In Sec. 2, we calculate the transmission of a Dirac particle by a double barrier of equal strength in a range of energies where the barriers support transmission resonances. We calculate the Wigner time-delay of the resonances and show that, the transmission coefficient as a function of energy exhibits peaks that cannot be identified as energy resonances although they correspond to peaks of the Wigner time-delay. In section 3, applying the composition of scattering matrices, we discuss the transmission of a Dirac particle by a double cusp potential. We show that when the system exhibits energy resonances in the range of energy where the cusps support transmission resonances the transmission coefficient and the Wigner-time delay also present maxima that cannot be identified as Breit-Wigner resonances. In Sec. 4

we briefly summarize our results.

2. Double square barrier

Resonant scattering of a Dirac particle by a square potential barrier has been discussed by different authors in the literature [4]. Here we are interested in studying resonant transmission of relativistic particles by two square barriers separated a distance d when barriers support transmission resonances [1].

Since we are working in $(1+1)$ dimensions, we choose the following representation for the γ matrices:

$$\gamma^0 = i\sigma^3, \quad \gamma^1 = \sigma^1, \quad (1)$$

where σ_1 and σ_3 are the Pauli matrices. Using the representation (1), the Dirac equation in the presence of a potential $V(x)$ takes the form[11]

$$[\sigma^2(E - eV(x)) + \sigma^1\partial_x + m]\Psi = 0 \quad (2)$$

where we have adopted the natural units $\hbar = 1$, $c = 1$.

The solution to the Dirac equation in the presence of a potential barrier of height V can be obtained after decomposing the spinor in three regions. For $x < 0$ (Region I), the solution to the Dirac equation (2) has the form

$$\Psi_I = A_1 \begin{pmatrix} 1 \\ \frac{ik}{E-m} \end{pmatrix} e^{ikx} + B_1 \begin{pmatrix} 1 \\ \frac{-ik}{E-m} \end{pmatrix} e^{-ikx} \quad (3)$$

The spinor solution in the sector II ($0 < x < a$) is

$$\Psi_{II} = \alpha \begin{pmatrix} 1 \\ \frac{ip}{E-m-eV} \end{pmatrix} e^{ipx} + \beta \begin{pmatrix} 1 \\ \frac{-ip}{E-m-eV} \end{pmatrix} e^{-ipx} \quad (4)$$

where $p = ((E - eV)^2 - m^2)^{1/2}$. In the region III $x > a$ we have

$$\Psi_{III} = C_1 \begin{pmatrix} 1 \\ \frac{ik}{E-m} \end{pmatrix} e^{ikx} + D_1 \begin{pmatrix} 1 \\ \frac{-ik}{E-m} \end{pmatrix} e^{-ikx} \quad (5)$$

Imposing the continuity of the spinor solution at $x = 0$ and $x = a$, we obtain that the relation between the amplitudes of the incoming and outgoing waves is

$$B_1 = \frac{-2i(1 - \gamma^2) \sin pa}{(1 - \gamma)^2 e^{ipa} - (1 + \gamma)^2 e^{-ipa}} A_1 - \frac{4\gamma e^{-ika}}{(1 - \gamma)^2 e^{ipa} - (1 + \gamma)^2 e^{-ipa}} D_1 \quad (6)$$

$$C_1 = -\frac{4\gamma e^{-ika}}{(1 - \gamma)^2 e^{ipa} - (1 + \gamma)^2 e^{-ipa}} A_1 + \frac{-2i(1 - \gamma^2) \sin pae^{-2ika}}{(1 - \gamma)^2 e^{ipa} - (1 + \gamma)^2 e^{-ipa}} D_1 \quad (7)$$

Using Eq. (6) and Eq. (7) we readily obtain that the scattering matrix S_1 associated with a square barrier of strength V in $[0, a]$ is

$$S_1 = \frac{1}{(1 - \gamma)^2 e^{ipa} - (1 + \gamma)^2 e^{-ipa}} \begin{pmatrix} -2i(1 - \gamma^2) \sin pa & -4\gamma e^{-ika} \\ -4\gamma e^{-ika} & -2i(1 - \gamma^2) \sin pae^{-2ika} \end{pmatrix} \quad (8)$$

where $\gamma = \frac{k(E-eV-m)}{p(E-m)}$. Applying the property of transformation of the scattering matrix under a translation [12], we obtain that the matrix S_2 associated with a potential barrier of strength V_1 in $[d, d+b]$ is

$$S_2 = \frac{1}{(1-\delta)^2 e^{iqb} - (1+\delta)^2 e^{-iqb}} \begin{pmatrix} -2ie^{2ikd}(1-\delta^2) \sin qb & -4\delta e^{-ikb} \\ -4\delta e^{-ikb} & -2ie^{-2ikd}(1-\delta^2) \sin qbe^{-2ikb} \end{pmatrix} \quad (9)$$

where $\delta = \frac{k(E-eV_1-m)}{q(E-m)}$. The composition of two scattering matrices S_1 and S_2 can be written as [13]

$$S = \begin{pmatrix} r & t' \\ t & r' \end{pmatrix} = \begin{pmatrix} r_1 + \frac{t'_1 r_2 t_1}{1-r'_1 r_2} & \frac{t'_1 t'_2}{1-r'_1 r_2} \\ \frac{t_2 t_1}{1-r'_1 r_2} & r'_2 + \frac{t_2 r'_1 t'_2}{1-r'_1 r_2} \end{pmatrix} \quad (10)$$

where the indices 1 and 2 correspond to the potentials V and V_1 respectively.

Composing the matrices S_1 and S_2 we obtain that the relativistic double barrier exhibits energy resonances for the values of E satisfying the equation

$$((1-\delta)^2 e^{iqb} - (1+\delta)^2 e^{-iqb})((1-\gamma)^2 e^{ipa} - (1+\gamma)^2 e^{-ipa}) + 4(1-\gamma^2) \sin pa(1-\delta^2) \sin qbe^{2ik(d-a)} = 0 \quad (11)$$

Transmission resonances for the double barrier occur when the transmission coefficient T of the whole system is equal to unity, this condition takes place, for $a = b$, when $p = q$ and $\sin(pa) = 0$, i.e. when the two barriers have equal strength $V = V_1$ and the energy E satisfies the relation:

$$E = V - \sqrt{n^2 \pi^2 / a^2 + m^2} \quad (12)$$

Transmission resonances of a single barrier are maxima of the transmission coefficient, they are not poles of the scattering matrix and therefore cannot be associated with quasibound states of the system, nonetheless their presence modifies the profile and peak distribution of the transmission amplitude against the energy.

The relativistic double barrier exhibits a discrete number of resonances, whose position and shape reduce to those obtained in the double delta configuration as $a \rightarrow 0$ and $b \rightarrow 0$ with $aV \rightarrow \mu$ and $bV_1 \rightarrow \delta$ where μ and δ are the strength of the delta barriers. Since the transmission resonances for a delta barrier do not depend on the energy, all maxima of the transmission coefficient for the double delta are associated with energy resonances [14, 15].

Fig. 2 shows the behavior of the transmission coefficient T versus the energy for two square barriers with equal width $a = b = 3$ and separation $d = 5$. The strength of the barriers has been chosen to allow the presence of transmission resonances across the barriers according to Eq. (12) and the mass m has been equated to unity. The solid line in Fig. 2 depicts the case with $V = V_1 = 5$ and the dashed line corresponds to $V = 5$ and $V_1 = 4$. The poles of the scattering matrix S for $V = V_1 = 5$ for $1 < \Re(E) < 3$ are $E_1 = 1.5058 - 0.0688I$, $E_2 = 2.0414 - 0.0810I$, $E_3 = 2.7595 - 0.1141I$ and the transmission resonances satisfying Eq. (12) are located at $E_a = 1.7030$ and

$E_b = 2.6791$. Fig. 1 depicts the double barrier configuration with $V = V_1 = 5$, $d = 5$ and $a = b = 3$. It is also shown the position of the resonances for $\Re E < 3$. From Fig. 2 it can be observed that there is a peak at the transmission resonance value E_a . The transmission resonance at E_b is located close to E_3 and the peak does not exhibit a Lorentzian Breit-Wigner shape (see Fig. 2). The dashed line corresponds to the case $V = 5$ and $V_1 = 4$. It is worth mentioning the difference we can observe between the two plots around E_b .

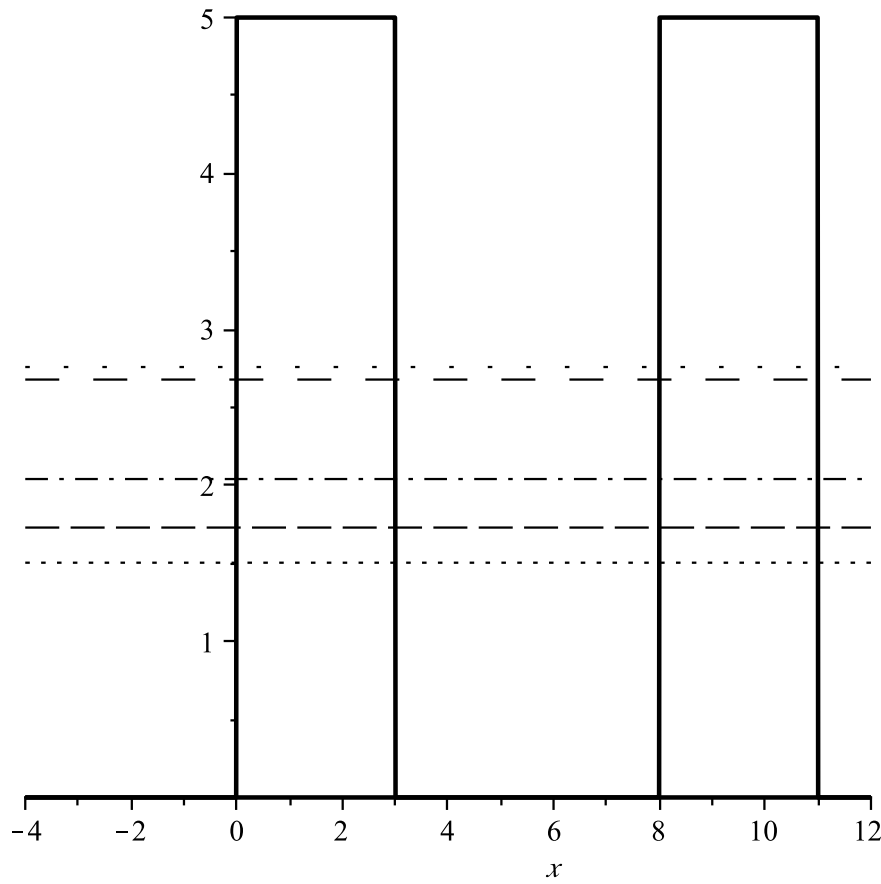


Figure 1. Double barrier configuration with $V = V_1 = 5$, width $a = b = 3$ and separated a distance $d = 5$. a) The dot line corresponds to $\Re E_1 = 1.505$ b) The dashed line corresponds to the transmission resonance $E_a = 1.7033$ c) The dash dot line corresponds to $\Re E_2 = 2.0414$ d) The long dashed line corresponds to the transmission resonance $E_b = 2.6791$ e) The space dot line corresponds to $\Re E_3 = 2.7595$. Notice that E_b is close to $\Re E_3$

The phase shift φ of the transmitted amplitude $t = |t| \exp(i\varphi)$ changes rapidly near the energy resonances. The Wigner time delay [16, 17]

$$\tau = \frac{d\varphi}{dE} \quad (13)$$

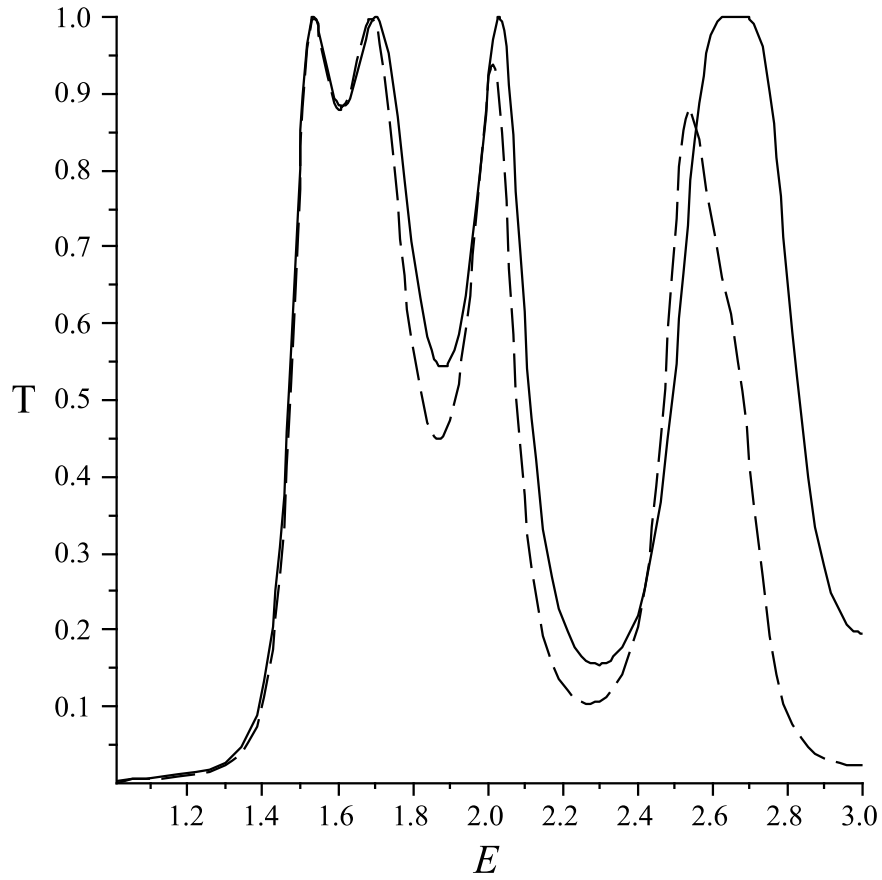


Figure 2. Coefficient of transmission versus the energy for the double barrier relativistic system. with $a = b = 3$ and $d = 5$. The solid line corresponds to $V = 5$ and $V_1 = 5$. The dashed line corresponds to $V = 5$ and $V_1 = 4$

has maxima at positions very close to the resonance energies. The particle is trapped for a long time in region between the barriers before being transmitted.

Figure 3 shows the Wigner time-delay corresponding to the resonances depicted in Fig. 2. The maxima of the Wigner time-delay are very close to the values of E_1 , E_2 and E_3 . There are also two additional peaks at E_a and E_b that cannot be associated with energy quasibound states but exhibiting a behavior analogous to that one observed for energy resonances. Fig. 2 shows that the height the peaks at E_a and E_b is smaller than those of the energy resonances between $1 < Re(E) < 3$.

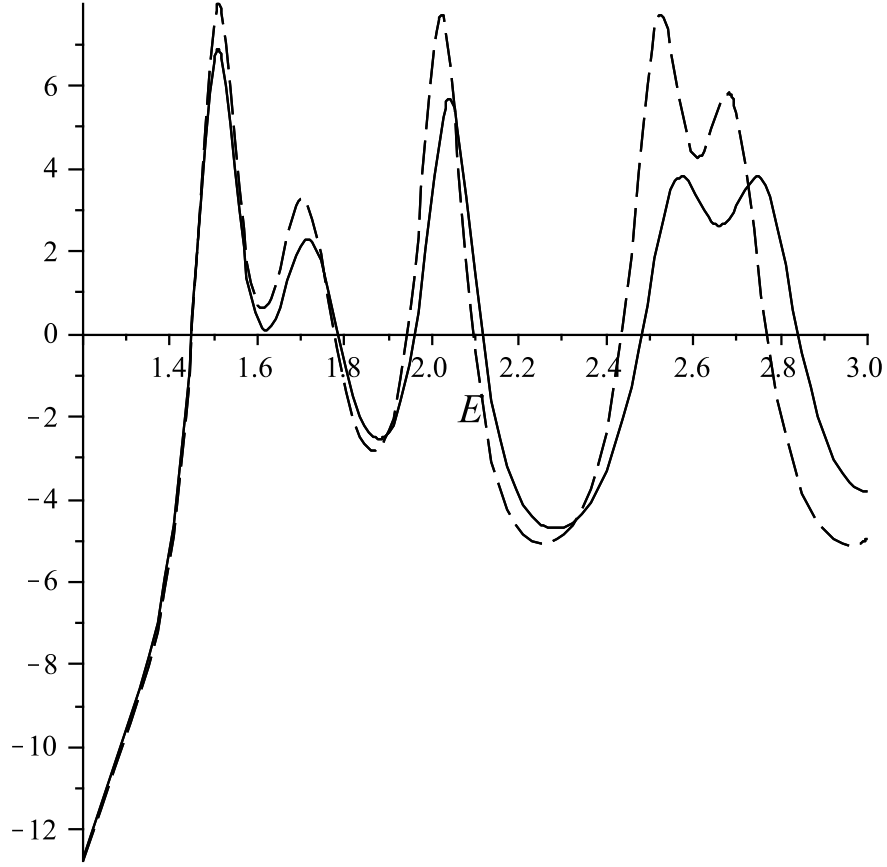


Figure 3. Time delay for the relativistic double barrier with $a = b = 3$ and $d = 5$. The solid line corresponds to $V = 5$ and $V_1 = 5$. The dashed line corresponds to $V = 5$ and $V_1 = 4$.

3. Scattering by a double cusp barrier

In this section we proceed to study the resonant tunneling by a double cusp potential barrier

$$V(x) = V_0 \exp(-|x|/a) + V_1 \exp(-|x - b|/d) \quad (14)$$

The Dirac equation (2) in the presence of the potential (14) cannot be solved exactly, therefore in order to discuss tunneling effects we proceed to compose the scattering matrices associated with the cusp at $x = 0$ and $x = b$. This composition gives a very good approximation to the exact result when the separation b between the centers of the cusps is large in comparison the shape parameters a and d .

We proceed to calculate the scattering matrix S_1 associated with the cusp potential

$$A^\mu = V_0 \exp\left(-\frac{|x|}{a}\right) \delta_0^\mu \quad (15)$$

We use the following representation for the Dirac matrices [11]

$$\gamma^0 = i\sigma^2, \quad \gamma^1 = \sigma^1, \quad (16)$$

related to the matrix representation (1) via the unitary transformation T

$$T = \frac{1}{\sqrt{2}}(1 - i\sigma^1) \quad (17)$$

We have that the components of the spinor Ψ solution to the Dirac equation (2) in the presence of the cusp potential are

$$\left(\frac{d}{dx} - i[eV_0 \exp(-\frac{|x|}{a}) - E] \right) \Psi_1 + m\Psi_2 = 0 \quad (18)$$

$$\left(\frac{d}{dx} + i[eV_0 \exp(-\frac{|x|}{a}) - E] \right) \Psi_2 + m\Psi_1 = 0 \quad (19)$$

where Ψ_1 and Ψ_2 represent the upper and lower components of Ψ . The solutions of the system of equations (18)-(19) can be expressed in terms of Whittaker functions $M_{k,\mu}(z)$ [18]. We solve the Dirac equation in the potential (15) considering an incoming plane wave as $x \rightarrow \infty$. The potential (15) induces boundary conditions on the solution to the Dirac equation at $x = 0$. We split the solutions to Eqs. (18)-(19) into two sectors: I ($x < 0$), and II ($x > 0$). Looking at the asymptotic behavior of the Whittaker function $M_{k,\mu}(z)$ as $z \rightarrow 0$ [18]:

$$M_{k,\mu}(z) \rightarrow z^{\frac{1}{2}+\mu} \exp(-\frac{z}{2}) \quad (20)$$

we have that the solution behaving asymptotically as an incoming wave from the left can be written as

$$\Psi_{inc} = \theta \begin{pmatrix} \bar{y}^{-\frac{1}{2}} M_{k,\mu}(\bar{y}) \\ -\frac{(\frac{1}{2}+\mu+k)}{ma} \bar{y}^{-\frac{1}{2}} M_{k+1,\mu}(\bar{y}) \end{pmatrix} \quad (21)$$

where $\bar{y} = 2iaeV_0 \exp(x/a)$. The normalization constant θ is

$$\theta = \frac{m}{(2ieaV_0)^\mu \sqrt{2E(E + \sqrt{E^2 - m^2})}} \quad (22)$$

The spinor Ψ_{inc} exhibits the following asymptotic behavior as $x \rightarrow -\infty$

$$\Psi_{inc} \rightarrow \begin{pmatrix} 1 \\ -\frac{(\frac{1}{2}+\mu+k)}{ma} \end{pmatrix} (i2aeV_0)^\mu \exp(i\sqrt{E^2 - m^2}x) \quad (23)$$

The reflected wave is :

$$\Psi_{ref} = \phi \begin{pmatrix} \bar{y}^{-\frac{1}{2}} M_{k,-\mu}(\bar{y}) \\ -\frac{(\frac{1}{2}-\mu+k)}{ma} \bar{y}^{-\frac{1}{2}} M_{k+1,-\mu}(\bar{y}) \end{pmatrix} \quad (24)$$

where the normalization constant ϕ is

$$\phi = \frac{m}{(2ieaV_0)^{-\mu} \sqrt{2E(E - \sqrt{E^2 - m^2})}} \quad (25)$$

the asymptotic behavior of Ψ_{ref} (24) as $x \rightarrow -\infty$ is:

$$\Psi_{ref} \rightarrow \begin{pmatrix} 1 \\ -\frac{(\frac{1}{2}-\mu+k)}{ma} \end{pmatrix} (i2aeV_0)^{-\mu} \exp(-i\sqrt{E^2 - m^2}x) \quad (26)$$

The transmitted wave is :

$$\Psi_{trans} = \begin{pmatrix} \frac{(\frac{1}{2}-\mu+k)}{ma} y^{-\frac{1}{2}} M_{k+1,-\mu}(y) \\ y^{-\frac{1}{2}} M_{k,-\mu}(y) \end{pmatrix} \quad (27)$$

where $y = 2iaeV_0 \exp(-x/a)$. The asymptotic behavior of Ψ_{trans} as $x \rightarrow \infty$ takes the form:

$$\Psi_{trans} \rightarrow \begin{pmatrix} \frac{(\frac{1}{2}-\mu+k)}{ma} \\ 1 \end{pmatrix} (i2aeV_0)^\mu \exp(i\sqrt{E^2 - m^2}x) \quad (28)$$

which corresponds to an asymptotic plane wave traveling to the right.

Using the spinors Ψ_{inc} (21), Ψ_{ref} (24), and Ψ_{tr} (27) we obtain that the solutions to the Dirac equation in the presence of the cusp potential in the region I ($x < 0$) and II ($x > 0$) are

$$\Psi_I(x) = a_1 \theta \begin{pmatrix} \bar{y}^{-\frac{1}{2}} M_{k,\mu}(\bar{y}) \\ -\frac{(\frac{1}{2}+\mu+k)}{ma} \bar{y}^{-\frac{1}{2}} M_{k+1,\mu}(\bar{y}) \end{pmatrix} + b_1 \phi \begin{pmatrix} \bar{y}^{-\frac{1}{2}} M_{k,-\mu}(\bar{y}) \\ -\frac{(\frac{1}{2}-\mu+k)}{ma} \bar{y}^{-\frac{1}{2}} M_{k+1,-\mu}(\bar{y}) \end{pmatrix} \quad (29)$$

$$\Psi_{II}(x) = c_1 \phi \begin{pmatrix} \frac{(\frac{1}{2}-\mu+k)}{ma} y^{-\frac{1}{2}} M_{k+1,-\mu}(y) \\ y^{-\frac{1}{2}} M_{k,-\mu}(y) \end{pmatrix} + d_1 \theta \begin{pmatrix} \frac{(\frac{1}{2}+\mu+k)}{ma} y^{-\frac{1}{2}} M_{k+1,\mu}(y) \\ y^{-\frac{1}{2}} M_{k,\mu}(y) \end{pmatrix} \quad (30)$$

where a_1, b_1, c_1, d_1 are constants. The continuity of the spinor at $x = 0$ results in the following system

$$a_1 \theta M_{k,\mu}(\nu) + b_1 \phi M_{k,-\mu}(\nu) = c_1 \phi \frac{(\frac{1}{2} + k - \mu)}{ma} M_{k+1,-\mu}(\nu) + d_1 \theta \frac{(\frac{1}{2} + k + \mu)}{ma} M_{k,\mu}(\nu) \quad (31)$$

$$-\frac{(\frac{1}{2} + k + \mu)}{ma} a_1 \theta M_{k+1,\mu}(\nu) - \frac{(\frac{1}{2} + k - \mu)}{ma} b_1 \phi M_{k+1,-\mu}(\nu) = c_1 \phi M_{k,-\mu}(\nu) + d_1 \theta M_{k,\mu}(\nu) \quad (32)$$

Expressing the outgoing amplitudes b_1 and d_1 in terms of the incoming amplitudes a_1 and c_1 , we have:

$$b_1 = r_1 a_1 + t'_1 d_1 \quad (33)$$

$$c_1 = t_1 a_1 + r'_1 d_1 \quad (34)$$

where the components r_1, r'_1, t_1, t'_1 of the matrix S_1 for the cusp barrier are

$$r_1 = r'_1 = -\frac{\theta \frac{(\frac{1}{2}+k)^2 - \mu^2}{m^2 a^2} M_{k+1,\mu}(\nu) M_{k+1,-\mu}(\nu) + M_{k,\mu}(\nu) M_{k,-\mu}(\nu)}{\phi \frac{(\frac{1}{2}+k-\mu)^2}{m^2 a^2} M_{k+1,-\mu}^2(\nu) + M_{k,-\mu}^2(\nu)} \quad (35)$$

$$t_1 = t'_1 = \frac{\theta \frac{(\frac{1}{2}+k+\mu)}{ma} M_{k,-\mu}(\nu) M_{k+1,\mu}(\nu) - \frac{(\frac{1}{2}+k-\mu)}{ma} M_{k,\mu}(\nu) M_{k+1,-\mu}(\nu)}{\phi \frac{(\frac{1}{2}+k-\mu)^2}{m^2 a^2} M_{k+1,-\mu}^2(\nu) + M_{k,-\mu}^2(\nu)} \quad (36)$$

Applying the translation property of the scattering matrix, we obtain that the scattering matrix S_2 associated with the cusp barrier $V_1 \exp(-|x - b|/d)$ has the following components:

$$r_2 = -e^{i2pb} \frac{\theta^* \frac{(\frac{1}{2}+\kappa)^2 - \eta^2}{m^2 d^2} M_{\kappa+1,\eta}(\epsilon) M_{\kappa+1,-\eta}(\epsilon) + M_{\kappa,\eta}(\epsilon) M_{\kappa,-\eta}(\epsilon)}{\phi^* \frac{(\frac{1}{2}+\kappa-\eta)^2}{m^2 d^2} M_{\kappa+1,-\eta}^2(\epsilon) + M_{\kappa,-\eta}^2(\epsilon)} \quad (37)$$

$$r'_2 = -e^{-i2pb} \frac{\theta^* \frac{(\frac{1}{2}+\kappa)^2-\eta^2}{m^2 d^2} M_{\kappa+1,\eta}(\epsilon) M_{\kappa+1,-\eta}(\epsilon) + M_{\kappa,\eta}(\epsilon) M_{\kappa,-\eta}(\epsilon)}{\phi^* \frac{(\frac{1}{2}+\kappa-\eta)^2}{m^2 d^2} M_{\kappa+1,-\eta}^2 + M_{\kappa,-\eta}^2(\epsilon)} \quad (38)$$

$$t_2 = t'_2 = \frac{\theta^* \frac{(\frac{1}{2}+\kappa+\eta)}{md} M_{\kappa,-\eta}(\epsilon) M_{\kappa+1,\eta}(\epsilon) - \frac{(\frac{1}{2}+\kappa-\eta)}{md} M_{\kappa,\eta}(\epsilon) M_{\kappa+1,-\eta}(\epsilon)}{\phi^* \frac{(\frac{1}{2}+\kappa-\eta)^2}{m^2 d^2} M_{\kappa+1,-\eta}^2 + M_{\kappa,-\eta}^2(\epsilon)} \quad (39)$$

where

$$\kappa = iEd - \frac{1}{2}, \quad \eta = id\sqrt{E^2 - m^2}, \quad \epsilon = i2dV_1, \quad (40)$$

and

$$\theta^* = \frac{m}{(2iecV_1)^\eta \sqrt{2E(E + \sqrt{E^2 - m^2})}}, \quad \phi^* = \frac{m}{(2iedV_1)^{-\eta} \sqrt{2E(E - \sqrt{E^2 - m^2})}}. \quad (41)$$

Using the expressions (35), (36), (37), and (38) we calculate the scattering matrix (10) for the double cusp (14). Using the components r and t of the S matrix we calculate the energy resonances.

The solid line in Fig. 5 shows the behavior of the transmission coefficient T versus the energy for the potential (14) with $a = d = 0.4$ and $b = 4$. The solid line depicts the case when both cups have the same height $V_0 = V_1 = 6.4271$ which is a transmission resonance value for an energy of $E_{res} = 1.3$. The solid line has four peaks corresponding to the scattering matrix poles $E_1 = 1.2290 - 0.0451I$, $E_2 = 1.3404 - 0.07391I$, $E_3 = 1.79129 - 0.0423I$, and $E_4 = 2.6031 - 0.0353I$. Fig. 4 depicts the double cusp configuration with $V_0 = V_1 = 6.4271$, $a = d = 0.4$ and $b = 4$. It is also shown the position of the resonances for $\Re E < 3$. It should be noticed that in Fig. 5 the peak around 1.3 does not correspond to a single resonant value but to a superposition of E_1 , E_2 and the transmission resonance E_{res} (see Fig. 4) that modifies the standard Breit-Wigner profile of a energy resonance [17]. The dashed line depicts the behavior the transmission coefficient against against E for $V_0 = 6.4271$ and $V_1 = 6$. In this case there is not overlapping of energy resonances around $E = 1.3$ since there are not transmission resonances for cusp potentials with unequal strengths.

Fig. 6 shows the Wigner time-delay for the two-cusp barriers described by Fig. 5. The solid line shows that the transmission resonance located at $E_{res} = 1.3$ modifies the shape of the peak corresponding to the energy resonance E_2 . The dashed line shows the Wigner time-delay for $V_0 = 6.4271$ and $V_1 = 6$.

4. Concluding remarks

In the present article we have studied resonant tunneling of Dirac particles by a double square barrier and a double cusp potential. We have shown that the presence of transmission resonances associated with the square barrier or the cusp potential modifies the shape and distribution of the energy resonances. We have shown that the Wigner time-delay of the energy resonances is modified when they are located close to a transmission resonance. We have also shown that there are no transmission resonances

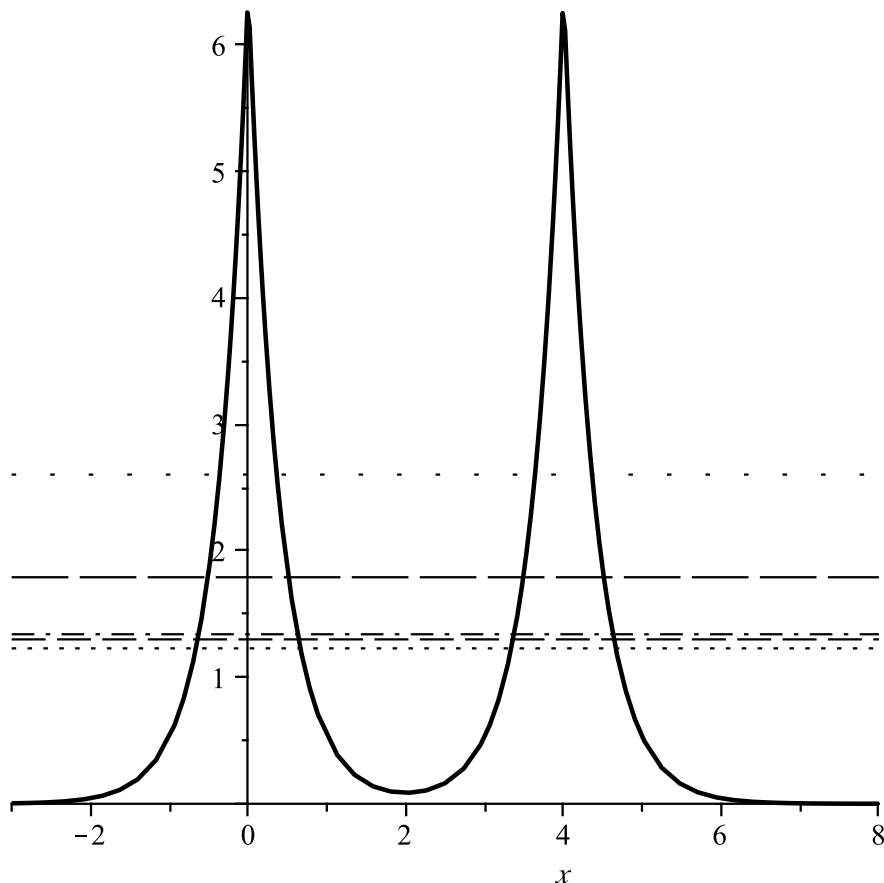


Figure 4. Two cusp potentials with $a = d = 0.4$, $V = V_1 = 6.4271$ and with peaks separated a distance $b = 4$. a) The dot line corresponds to $\Re E_1 = 1.229$, b) the dashed line corresponds to the transmission resonance $E_{res} = 1.3$, c) The dash-dot line corresponds to $\Re E_2 = 1.340$ d) The long dashed line corresponds to $\Re E_3 = 1.791$ e) The space dot line corresponds to $\Re E_4 = 1.603$ Notice that E_{res} , $\Re E_1$ and $\Re E_2$ are very close each other.

when the cusps or barriers have different strengths. The transmission with no reflection across a barrier whose amplitude is stronger than the energy of the tunneling particle is a relativistic phenomenon with no analogue in the Schrödinger framework.

The application of semianalytical methods such as the phase-integral approximation[19] or the uniform approximation[20] could be applied in the study of transmission resonances of composite systems where no analytic solutions for the potentials are available.

References

- [1] Greiner W Müller B and Rafelski J 1985 *Quantum Electrodynamics of Strong fields* (Berlin: Springer Verlag)
- [2] Dombey N, Kennedy P and Calogeracos A 2000 *Phys. Rev. Lett.* **85** 1787.

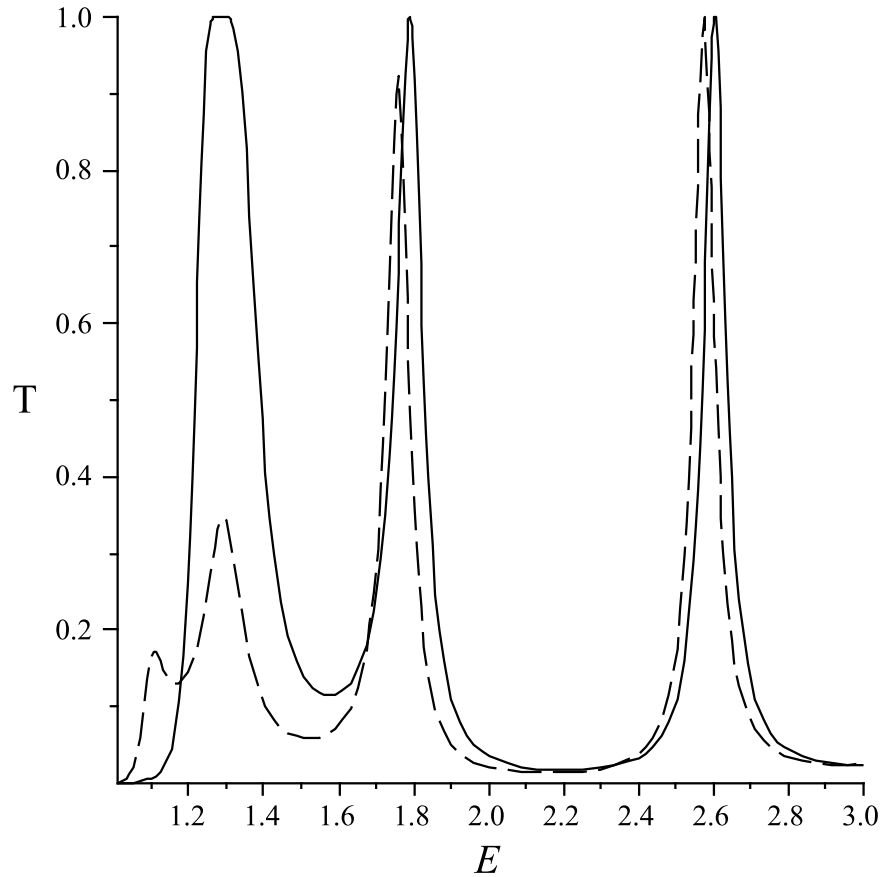


Figure 5. Coefficient of transmission T versus the energy for the double cusp relativistic system with $a = d = 0.4$ and $b = 4$. The solid line corresponds to $V_0 = V_1 = 6.4271$. The dashed line corresponds to $V_0 = 6.4271$ and $V_1 = 6$

- [3] Dombey N and Calogeracos A 1999 *Phys. Rep.* **315** 41.
- [4] Su R K, Siu G G, and Chou X 1993 *J. Phys. A: Math. Gen.* **26** 1001.
- [5] Roy C L and Khan A 1993 *J. Phys. Condens. Matter* **5**, 7701.
- [6] Katsnelson M I, Novoselov K S and Geim A K Arxiv preprint cond-mat/0604323 (2006).
- [7] Greiner W 1987 *Relativistic Quantum Mechanics. Wave equations* (Berlin, Springer Verlag).
- [8] Kennedy P and Dombey N 2002 *J. Phys. A* **35** 6645
- [9] Jiang Y, Dong S H, Antillon A and Lozada-Cassou M 2006 *Eur. Phys. Jour. C: Particles and Fields*, **45** 525.
- [10] Kennedy P 2002 *J. Phys. A* **35** 689
- [11] Villalba V M and Greiner W 2003 *Phys. Rev. A* **67** 052707, Villalba VM and González-Díaz LA 2007 *Phys. Scr.* **75** 645.
- [12] Mello P A and Kumar N 2004 *Quantum Transport in Mesoscopic Systems* (Oxford, Oxford University Press).
- [13] López A, Rendón O, Villalba V M and Medina E 2007 *Phys. Rev. B.* **75** 033401
- [14] Domínguez-Adame F and Maciá E, 1989 *J. Phys. A: Math. Gen.* **22** L419.
- [15] Calogeracos A, Dombey N and Imagawa K 1996 *Phys. Atom. Nucl.* **59** (1996) 1275

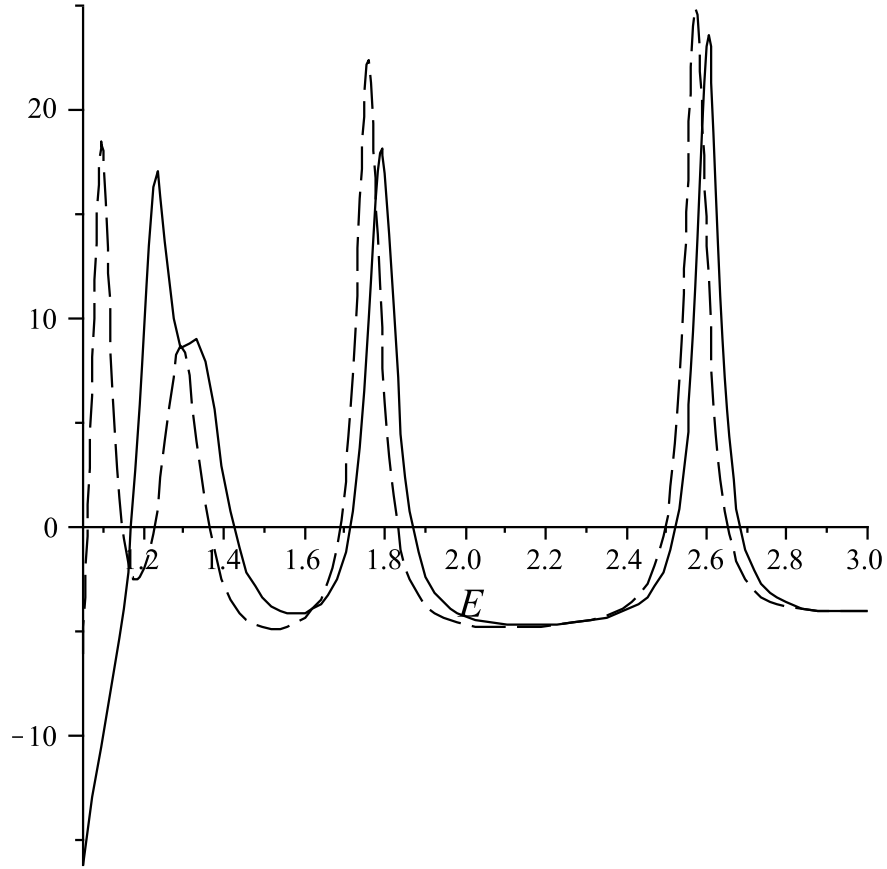


Figure 6. Time delay for the relativistic double-cusp system with $a = d = 0.4$ and $b = 4$. The solid line corresponds to $V_0 = V_1 = 6.4271$. The dashed line corresponds to $V_0 = 6.4271$ and $V_1 = 6$.

- [16] Razavy M 2003 *Quantum Theory of Tunneling* (World Singapore, World Scientific).
- [17] Galindo A and Pascual P 1990 *Quantum Mechanics, vol. I* (Heidelberg: Springer-Verlag)
- [18] Abramowitz M and Stegun A A 1965 *Handbook of Mathematical Functions* (New York: Dover).
- [19] Fröman N and Fröman P O 2002 *Physical problems solved by the Phase-integral Method*. (Cambridge: Cambridge University Press).
- [20] Berry M V and Mount K E 1972 *Rep. Prog. Phys.* **35** 315