

# Combined analysis of $Z' \rightarrow t\bar{t}$ and $Z' \rightarrow t\bar{t}j$ production for vector resonance searches at LHC

F. del Aguila<sup>a</sup>, J. A. Aguilar-Saavedra<sup>a</sup>, M. Moretti<sup>b</sup>, F. Piccinini<sup>c</sup>, R. Pittau<sup>a</sup>,  
M. Treccani<sup>a</sup>

<sup>a</sup> *Departamento de Física Teórica y del Cosmos and CAFPE,  
Universidad de Granada, E-18071 Granada, Spain*

<sup>b</sup> *Dipartimento di Fisica, Università di Ferrara, and INFN, 44100 Ferrara, Italy*

<sup>c</sup> *INFN, Sezione di Pavia, v. A. Bassi 6, I 27100, Pavia, Italy*

## Abstract

We have implemented a code for  $Z' + n$  jets production in ALPGEN, with  $Z'$  decays into several final states, including  $\ell^+\ell^-$  and  $t\bar{t}$ . The MLM prescription is used for matching the matrix element with the parton shower, including in this way the leading soft and collinear corrections. In order to demonstrate its capabilities, we perform a combined analysis of  $Z' \rightarrow t\bar{t}$  and  $Z' \rightarrow t\bar{t}j$  production for a heavy leptophobic gauge boson. It is found that the effect of the extra jet cannot only be accounted for by a  $K$  factor multiplying the leading-order cross section. In fact, the combined analysis for  $Z' \rightarrow t\bar{t}$  and  $Z' \rightarrow t\bar{t}j$  presented improves the statistical significance of the signal by 25% ( $8.55\sigma$  versus  $6.77\sigma$  for a  $Z'$  mass of 1 TeV), compared with the results of an inclusive analysis carried out on the same sample of  $t\bar{t} + t\bar{t}j$  events.

## 1 Introduction

Searching for neutral vector resonances is one important task in the Large Hadron Collider (LHC) programme, being the Drell-Yan process  $pp \rightarrow Z' \rightarrow \ell^+\ell^-$ ,  $\ell = e, \mu$ , the preferred one in these studies [1–4]. This signal with charged leptons in the final state has smaller backgrounds than those with only hadrons, but it requires that the new boson couples to both quarks and leptons, being this process suppressed when either of these types of couplings vanishes. The  $t\bar{t}$  channel is an alternative if the couplings to leptons are the ones which are negligible. Among the hadronic final states,  $t\bar{t}$  is very interesting by itself because, being the top very heavy, it allows for a relatively easy identification and reconstruction, and for this reason its backgrounds are relatively smaller. Even more,  $Z' \rightarrow t\bar{t}$  is not only an alternative to the Drell-Yan process when the new resonance is leptophobic, but it is always complementary to determine the

model because it involves a different combination of couplings, and it also allows for asymmetry measurements in the semileptonic decay [5].

New gauge bosons are predicted in many of the best motivated Standard Model (SM) extensions. For instance, parity restoration, which can be at the TeV scale, requires extending the SM gauge symmetry to  $SU(2)_L \times SU(2)_R \times U(1)_{B-L}$ , with new neutral and charged gauge bosons at this scale [6]. Grand unified models always predict new gauge bosons, and some of them may survive at lower energies [7]. In general, models addressing the hierarchy problem which are not based on supersymmetry, such as Little Higgs models [8] or models with large extra dimensions [9], also introduce (a plethora of) new vector bosons, with some of them at the LHC reach. Many of them couple to quarks and leptons but, as already stressed, even in this case (and obviously in the leptophobic limit) it is important to perform a detailed resonance search in the  $t\bar{t}$  channel.

With this purpose in mind, we have extended ALPGEN [10] with a generator for  $Z'$  production, including real emissions matched with leading logarithmic (LL) corrections (both real and virtual ones). This is presented in the next section, and applied to the search of vector resonances decaying into  $t\bar{t}$  in the following ones. For the sake of illustration, we concentrate on the case of a leptophobic  $Z'_\lambda$ , which also decays into new heavy neutrinos  $Z'_\lambda \rightarrow NN$  if  $m_N < M_{Z'_\lambda}/2$  [11]. The model is described in section 3, where we also give details of the simulation of top pair production mediated by neutral gauge bosons. Then, in section 4 we show the relevance of using a generator including these contributions: a combined analysis of  $Z'_\lambda \rightarrow t\bar{t}$  and  $Z'_\lambda \rightarrow t\bar{t}j$  improves the LHC sensitivity to neutral vector resonances, raising the statistical significance of the signal by 25% compared with an inclusive analysis. Precise simulations of  $Z'$  production in different channels are not only essential for discovery, but to determine the model by measuring all the  $Z'$  couplings with a precision as high as possible. The last section is devoted to our conclusions.

## 2 The $Z'$ generator

In this section we briefly describe the main features of the new code. It evaluates the matrix elements for  $Z' + n$  jets production, with  $Z'$  decaying into several final states including  $\ell^+\ell^-$  and  $t\bar{t}$ . Actually “ $Z' + n$  jets” stands for the sum of the three possible intermediate vector bosons, namely  $Z$ ,  $\gamma^*$  and  $Z'$ ; their interferences as well as their

widths and all spin correlations are taken into account.<sup>1</sup> Detailed information can be found in the README file available at <http://mlm.home.cern.ch/mlm/alpgen/>. The SM parameters are controlled, as it happens for all the other processes implemented in ALPGEN [10], by the variable `iewopt`, whose default value is `iewopt = 3`. The possible final state is selected with the parameter `ifs` (e.g. `ifs = 0`  $\rightarrow e^+e^-$ , `ifs = 2`  $\rightarrow t\bar{t}$ ), and its left-handed (LH) and right-handed (RH) couplings to  $Z'$  with `glzpe`, `grzpe` and `glzptop`, `grzptop` respectively. In addition, the new gauge boson (LH and RH) couplings to the initial quarks, and its mass and width can be arbitrarily defined through the variables `glzpup`, `grzpup`, `glzpdwn`, `grzpdwn`, `glzpc`, `grzpc`, `glzps`, `grzps`, and `masszp` and `zpwid`, respectively, the lagrangian being

$$\mathcal{L} = -\frac{1}{2}\text{masszp} (Z')^2 + \frac{1}{2}\text{glzpup} \bar{u}\gamma_\mu(1-\gamma_5)u Z'_\mu + \frac{1}{2}\text{grzpup} \bar{u}\gamma_\mu(1+\gamma_5)u Z'_\mu + \dots, \quad (1)$$

and `zpwid` the width of the  $Z'$  boson. Finally, the MLM matching prescription [12,13] can be applied by taking the parameter `ickkw = 1`. In Table 1 we gather the parton subprocesses evaluated for any given jet multiplicity. Since our aim is studying QCD

Subprocesses			
$u\bar{u} \rightarrow f\bar{f}$	$d\bar{d} \rightarrow f\bar{f}$	$gu \rightarrow f\bar{f}u$	$gd \rightarrow f\bar{f}d$
$ug \rightarrow f\bar{f}u$	$dg \rightarrow f\bar{f}d$	$gg \rightarrow f\bar{f}u\bar{u}$	$gg \rightarrow f\bar{f}d\bar{d}$

Table 1: Parton subprocesses (plus their charge conjugate) taken into account in the computation. Quarks  $u$  and  $d$  represent generic quarks of type up and down, respectively, and  $f\bar{f}$  stands for the fermion pair selected in the  $Z'$  decay through the variable `ifs`. If the jet multiplicity exceeds the number of light quarks in the final state, final state gluons are added up to reach the desired multiplicity.

corrections to the production of a single  $s$ -channel  $Z'$  boson, rather than the production of two  $Z'$  bosons, we neglect contributions with two light quark pairs, because in our approach the former excludes the latter.

In order to illustrate the capabilities of this code we will evaluate top pair production for the leptophobic model described in the next section. The full analysis is presented in section 4. As it can readily be seen from Fig. 1, taking  $M_{Z'_\lambda} = 1$  TeV with a total width  $\Gamma_{Z'_\lambda} = 6.9$  GeV, a proper calculation of the real radiation contributions to  $Z'j$  is

---

<sup>1</sup>The light jet(s) can also result from radiation off the  $Z'$  decay products, as for example in  $q\bar{q} \rightarrow Z' \rightarrow t\bar{t}g$ , but for simplicity we still denote these processes as  $Z' + n$  jets. Obviously, by  $Z' \rightarrow t\bar{t}j$  we only refer to events in which the extra jet is radiated off the  $Z'$  decay products. The radiation from top decay products is not included at the matrix element level.

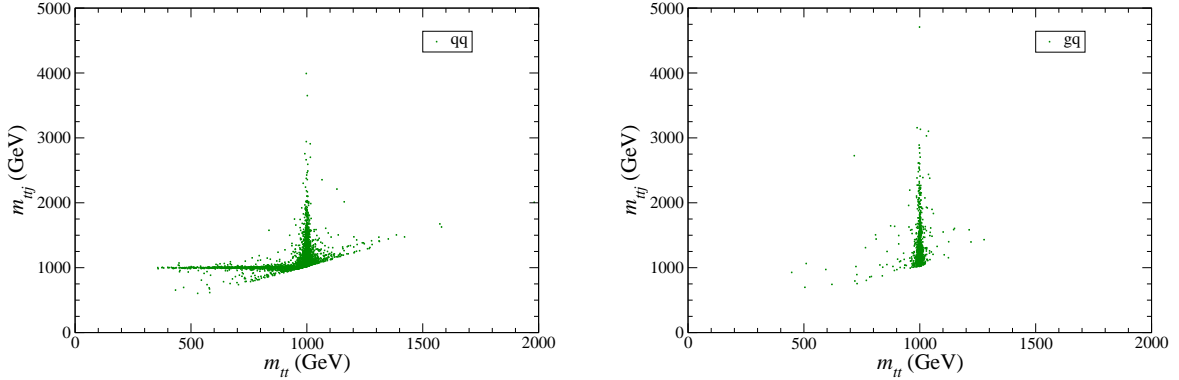


Figure 1:  $t\bar{t}$  versus  $t\bar{t}j$  invariant mass distributions at the generator level, for  $Z'_{\lambda}j$  events originated in  $q\bar{q}$  (left) and  $gq$  (right) collisions at LHC. The number of points in the plots (8172 for  $q\bar{q}$  and 1332 for  $gq$ ) corresponds to the expected number of events at the LHC for  $M_{Z'_{\lambda}} = 1$  TeV with a luminosity of  $30 \text{ fb}^{-1}$ .

compulsory to account for the relatively large number of  $Z' \rightarrow t\bar{t}j$  events produced in  $q\bar{q}$  collisions.<sup>2</sup> (In both cases the SM contributions from  $Z$  and  $\gamma^*$  are turned off, but they are included in the analyses below.) In particular, as it can clearly be seen in the left plot, 37% of the  $q\bar{q} \rightarrow t\bar{t}j$  events correspond to a  $t\bar{t}j$  resonance, being the extra jet from final state radiation (FSR) from one top quark. The rest corresponds to a  $t\bar{t}$  resonance with the jet from initial state radiation (ISR).

### 3 Description of the model and the simulation

As explained in the previous section, the code allows for arbitrary  $Z'$  couplings to fermions (models). For illustration we choose a model with vanishing couplings to ordinary leptons, but non-zero couplings to SM quarks (in particular to the top) and to new heavy neutrinos. Being the new boson leptophobic, the lower bound on its mass is rather weak, and sizeable signals are already possible at Tevatron [11]. There are many models with extra leptophobic gauge bosons, originally studied to interpret the initial disagreement between the LEP data on  $Z \rightarrow b\bar{b}, c\bar{c}$  [15] and the SM predictions [16, 17]. We will restrict ourselves to an  $E_6$  based model [18]. The neutral gauge interactions are described by the Lagrangian [19]

$$\mathcal{L}_{\text{NC}} = -\bar{\psi}\gamma_{\mu} \left[ T_3 g W_3^{\mu} + \sqrt{\frac{5}{3}} Y g_Y B^{\mu} + Q' g' Z'_{\lambda}{}^{\mu} \right] \psi, \quad (2)$$

<sup>2</sup>Notice that in the SM, when usual isolation and transverse momentum cuts are applied, the largest contribution to  $Zj$  comes from  $gq$  collisions [14].

where a sum over the Weyl fermions of the fundamental  $E_6$  representation **27** and the three families must be understood.  $Y$  is the SM hypercharge properly normalised, and the extra  $Z'_\lambda$  charges  $Q'$  correspond to the only leptophobic combination within  $E_6$  [17,20],  $Q' = 3/\sqrt{10} (Y_\eta + Y/3)$ , with  $Y_\eta$  the extra U(1) defined by flux breaking [21]. For the SM (LH) fields

$$\begin{aligned} 2Q'_u &= 2Q'_d = Q'_{u^c} = -2Q'_{d^c} = -\frac{1}{\sqrt{6}}, \\ Q'_\nu &= Q'_e = Q'_{e^c} = 0, \end{aligned} \tag{3}$$

reading the code charges for `ilep = 2`

$$\begin{aligned} \text{glzptop} &= \text{glzpup} = \text{glzpc} = -\frac{g'}{2\sqrt{6}}, \\ \text{grzptop} &= \text{grzpup} = \text{grzpc} = \frac{g'}{\sqrt{6}}, \\ \text{glzpdwn} &= \text{glzps} = \text{grzpdwn} = \text{grzps} = -\frac{g'}{2\sqrt{6}}. \end{aligned} \tag{4}$$

A detailed discussion of the phenomenology of this SM extension can be found in Ref. [17], where a nearly-leptophobic model with  $Q' \sim Y_\eta + 0.29Y$  is studied together with several other alternatives. In our phenomenological study we will assume for simplicity that the extra vector-like lepton doublets and quark singlets of charge  $-1/3$  are heavier than  $M_{Z'_\lambda}/2$ , as they are the heavy neutrinos.<sup>3</sup> Possible supersymmetric partners are taken to be heavier as well. Otherwise, the total  $Z'_\lambda$  width would be larger, decreasing the cross sections into SM final states. The total leading order (LO)  $Z'_\lambda$  production cross section at LHC is plotted in Fig. 2 as a function of  $M_{Z'_\lambda}$ , together with the maximum (*i.e.* when  $Z'_\lambda$  decays only to SM fermions) cross section for  $t\bar{t}$  final states. The coupling constant of the new U(1)' has been fixed for reference as  $g' = \sqrt{5/3} g_Y = \sqrt{5/3} g_{SW}/c_W$ , and cross sections are calculated using CTEQ5L parton distribution functions [23].

For the simulations in the next section we also take a  $Z'_\lambda$  mass of 1 TeV, above the Tevatron exclusion limits for this model [24]. The signal is generated with Monte Carlo statistics of  $300 \text{ fb}^{-1}$  and rescaled to  $30 \text{ fb}^{-1}$ . SM backgrounds include  $t\bar{t}nj$  (with  $nj$  standing for  $n$  jets at the parton level), single top,  $W/Znj$ ,  $W/Zt\bar{t}nj$ ,  $W/Zb\bar{b}nj$ ,  $W/Zc\bar{c}nj$ , diboson and triboson production. They are generated with a Monte Carlo statistics of  $30 \text{ fb}^{-1}$  using ALPGEN, taking  $m_t = 175 \text{ GeV}$ ,  $M_H = 115 \text{ GeV}$ . (The complete list of processes and numbers of events generated can be found in Ref. [25].)

---

<sup>3</sup>If  $Z'_\lambda$  can decay into heavy neutrino pairs  $NN$  (with  $Z'_\lambda$  charge  $Q'_N = -3/2\sqrt{6}$ ), this could be also observed in multi-lepton channels [11,22].

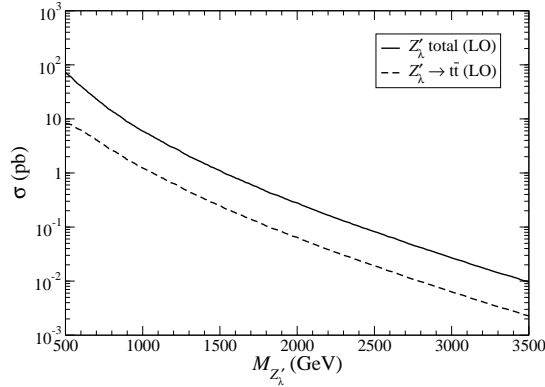


Figure 2: Cross sections for  $Z'_\lambda$  production (solid) and for  $Z'_\lambda \rightarrow t\bar{t}$  (dashed) at LHC as a function of the  $Z'_\lambda$  mass.

Events are interfaced to `Pythia 6.4` [26] to add soft ISR and FSR and pile-up, and perform hadronisation. The MLM prescription is also used to perform the matching for the backgrounds, with default values for the matching parameters. A detailed investigation of the uncertainties related to the matching procedure with `ALPGEN` for the main background processes has been presented in Refs. [13, 27]. In order to simulate a real detector environment we use the fast simulation `AcerDET` [28] which is a generic LHC detector simulation, neither of ATLAS nor of CMS, with standard settings. In particular, the lepton isolation criteria require a separation  $\Delta R > 0.4$  from other clusters and a maximum energy deposition  $\Sigma E_T = 10$  GeV in a cone of  $\Delta R = 0.2$  around the reconstructed electron or muon. Jets are reconstructed using a cone algorithm with  $\Delta R = 0.4$ . In this analysis we only focus on central jets with pseudo-rapidity  $|\eta| < 2.5$ . For central jets, a simple  $b$  tagging is performed with probabilities of 60% for  $b$  jets, 10% for charm and 1% for light jets.

Our estimate of the signal relies on the LO approximation. In the absence of a proper next-to-leading order (NLO) calculation, we estimate the impact of hard NLO corrections using `MCFM v5.6` NLO code [29]. We have rescaled  $Z$  and  $W$  masses (and accordingly the  $G_F$  coupling constant) in such a way that the  $Z$  mass is pushed to 500 GeV and 1 TeV, while keeping the SM couplings, in order to simulate the sequential  $Z'_{SM}$ . We selected the  $b\bar{b}$  final state among the possible ones, choosing a window  $M_{Z'_{SM}} - 7\Gamma_{Z'_{SM}} < m_{b\bar{b}} < M_{Z'_{SM}} + 7\Gamma_{Z'_{SM}}$ . As a result the  $K$ -factor, defined as  $\sigma(\text{NLO})/\sigma(\text{LO})$  with renormalization and factorization scales fixed to  $M_{Z'_{SM}}$ , turns out to be of the order of 20% for both  $M_{Z'_{SM}} = 500$  GeV and  $M_{Z'_{SM}} = 1$  TeV.

## 4 $Z' \rightarrow t\bar{t}$ and $Z' \rightarrow t\bar{t}j$ observation at LHC

The presence of a  $Z'$  resonance is detected as a bump in the  $t\bar{t}$  invariant mass spectrum, which can eventually be normalised from real data with a good precision. For this analysis we restrict ourselves to the  $t\bar{t}$  semileptonic decay channel, in which the kinematics can be fully reconstructed. The pre-selection criteria are: (i) one charged lepton with  $p_T > 30$  GeV; (ii) two  $b$ -tagged jets with  $p_T > 20$  GeV; (iii) at least two light jets with  $p_T > 20$  GeV; (iv) total transverse energy  $H_T > 750$  GeV. The latter cut is implemented in order to reduce the QCD  $t\bar{t}nj$  background, as well as to remove from the signal processes the SM component mediated by  $Z$  and  $\gamma^*$ . Note that these cuts can be optimised to enhance the statistical significance of the signal but, on the other hand, reducing the background too much makes its normalisation from real data difficult. The number of events fulfilling these requirements are collected in Table 2 (left) for the signal and main backgrounds (the rest of backgrounds are not explicitly shown but we keep them in the calculations). On the right panel we show the decomposition of the  $t\bar{t}nj$  background in  $n = 0, \dots, 5$  multiplicities. The dominance of the  $n = 1, 2, 3$  subsamples results from the  $H_T$  cut, which has a much higher rejection for lower jet multiplicities.

	Pre.		Pre.		Pre.	acc. $H_T$
$Z'_\lambda (0j)$	493.2	$Z'_\lambda (1j)$	1213.9	$t\bar{t}0j$	7512	2.7%
$t\bar{t}nj$	64688	$t\bar{t}b\bar{b}$	657	$t\bar{t}1j$	16665	9.1%
$tW$	2425	$Wnj$	915	$t\bar{t}2j$	16392	22.7%
$tj$	445	$Wb\bar{b}nj$	2202	$t\bar{t}3j$	10299	43.6%
				$t\bar{t}4j$	4580	66.6%
				$t\bar{t}5j$	1601	84.6%

Table 2: Left: number of signal and background events at the pre-selection level. Right: decomposition of the  $t\bar{t}nj$  background in subsamples with  $n$  jets at the partonic level and acceptance of the  $H_T$  cut. The luminosity is  $30 \text{ fb}^{-1}$ .

The first step to search for the  $Z'$  signal is the reconstruction of the top quark pair. These are found by choosing the best pairing between  $b$  jets and reconstructed  $W$  bosons:

1. The hadronic  $W$  is obtained with the two jets (among the three ones with largest  $p_T$ ) having an invariant mass closest to  $M_W$ .
2. The leptonic  $W$  is obtained from the charged lepton and the missing energy,

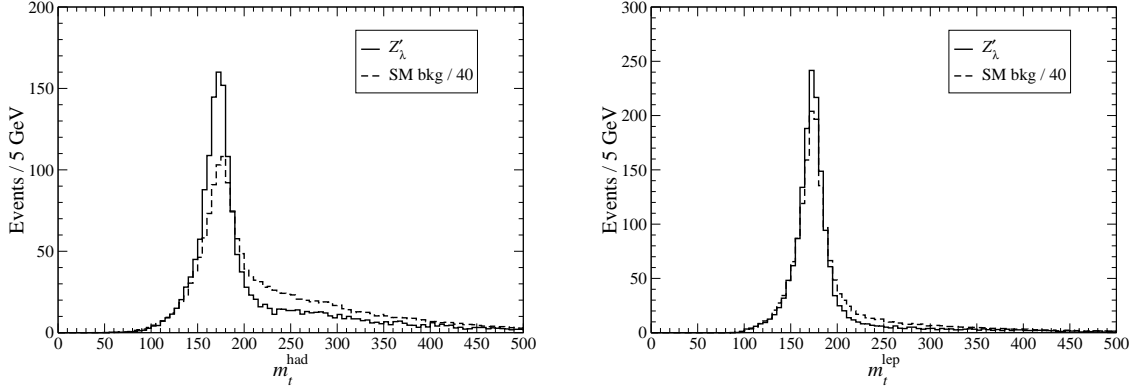


Figure 3: Reconstructed top quark masses. The luminosity is  $30 \text{ fb}^{-1}$ .

identifying  $(p_\nu)_T = \cancel{p}_T$ , requiring  $(p_\ell + p_\nu)^2 = M_W^2$  and solving for the longitudinal component of the neutrino momentum. If no real solution exists, the neutrino transverse momentum is decreased in steps of 1% and the procedure is repeated. If no solution is still found after 100 iterations, the discriminant of the quadratic equation is set to zero. Both solutions for the neutrino momentum are kept, and the one giving best reconstructed masses is selected.

3. The two top quarks are each reconstructed with one of the  $W$  bosons and one of the  $b$  jets, and are labelled as ‘hadronic’ and ‘leptonic’ corresponding to the hadronic and leptonic  $W$ , respectively.
4. The combination minimising

$$\frac{(m_W^{\text{had}} - M_W)^2}{\sigma_W^2} + \frac{(m_W^{\text{lep}} - M_W)^2}{\sigma_W^2} + \frac{(m_t^{\text{had}} - m_t)^2}{\sigma_t^2} + \frac{(m_t^{\text{lep}} - m_t)^2}{\sigma_t^2} \quad (5)$$

is selected, with  $\sigma_W = 10 \text{ GeV}$ ,  $\sigma_t = 14 \text{ GeV}$  [2].

We present the reconstructed mass distributions at the pre-selection level in Fig. 3. With the top quark pair identified, one can consider several variables to discriminate the signal from the background. The most interesting ones are the  $t\bar{t}$ ,  $t\bar{t}j$  invariant masses and the transverse momentum of the  $t\bar{t}$  pair. They are presented in Fig. 4 for the two signal subsamples with zero ( $0j$ ) and one ( $1j$ ) jet at the partonic level and for the SM background. For completeness, we also show the transverse momentum distribution for the top quark decaying leptonically (for the hadronic top quark it is similar), which is not used to enhance the signal significance.<sup>4</sup> The most remarkable features, which guide our subsequent analysis, are:

<sup>4</sup>Although at pre-selection this variable seems to have a good discriminating power for  $Z'$  ( $0j$ ) events, after event selection criteria based on  $p_T^{t\bar{t}}$  and other variables the signal and background



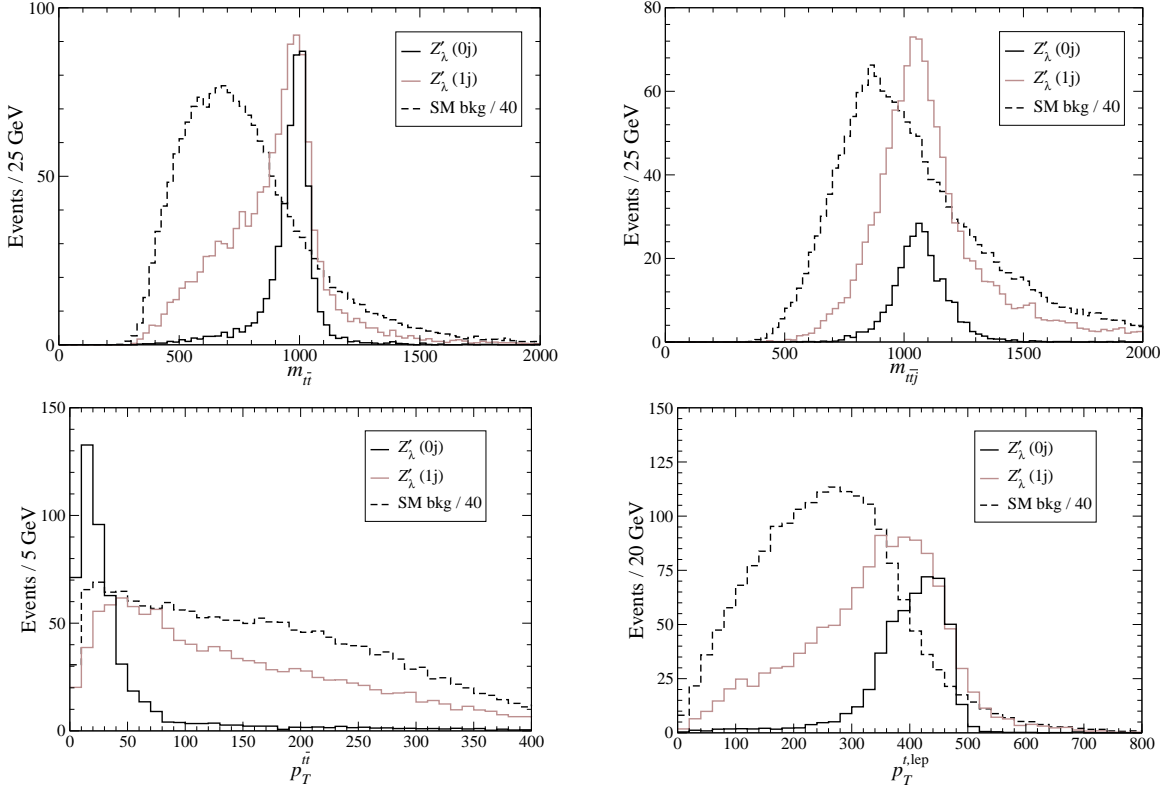


Figure 4: Kinematic distributions at pre-selection. Up, left:  $t\bar{t}$  invariant mass; up, right:  $t\bar{t}j$  invariant mass (requiring at least three light jets); down, left: transverse momentum of the  $t\bar{t}$  pair; down, right: transverse momentum of the top quark decaying leptonically (not used for event selection). The luminosity is  $30 \text{ fb}^{-1}$ .

1. The  $m_{t\bar{t}}$  distribution has a large off-peak component from the  $Z'(1j)$  sample. If the SM background cannot be predicted with very good accuracy (as it seems the case for  $t\bar{t}$  plus several hard jets), and must be normalised from off-peak data, this tail will behave as a combinatorial background reducing the peak significance unless a specific analysis is carried out with a different reconstruction for these events.
2. The  $Z'(1j)$  sample exhibits a good peak in the  $t\bar{t}j$  invariant mass distribution, although slightly shifted towards  $m_{t\bar{t}j}$  values larger than 1 TeV.
3. We also observe that the  $t\bar{t}$  transverse momentum is typically much smaller for the

---

distributions become very similar. Nevertheless, this and other distributions, as for example the  $t\bar{t}$  pair rapidity, can be implemented in a likelihood function to achieve a better discriminating power than with the cut-based analysis implemented here. Such optimisation is beyond the scope of the present work.

$Z'$  ( $0j$ ) signal than for the background. Although  $t\bar{t}$  pairs are typically produced with low transverse momentum, the requirement  $H_T > 750$  GeV has a higher suppression for lower hard jet multiplicities, as seen in Table 2. As a result of this cut, the  $p_T^{t\bar{t}}$  distribution is shifted towards large values, as it can be observed in Fig. 5. This higher jet multiplicity is also the reason for the worse reconstruction of the hadronic top in Fig. 3.

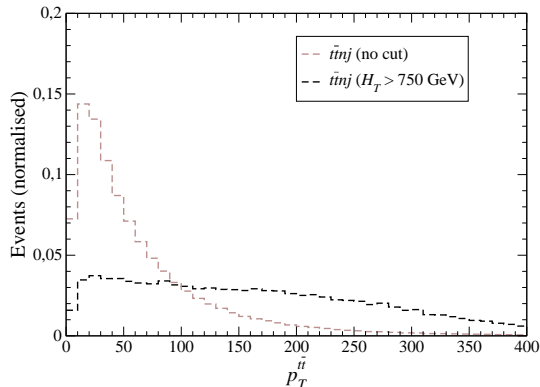


Figure 5:  $t\bar{t}$  transverse momentum distribution for the  $t\bar{t}nj$  background at the pre-selection level with and without the  $H_T$  cut. The luminosity is  $30 \text{ fb}^{-1}$ .

The best strategy to maximise the signal significance is to develop two analyses. The first one aims to reconstruct the  $t\bar{t}$  peak in the region of low transverse momenta of the  $t\bar{t}$  pair setting  $p_T^{t\bar{t}} < 50$  GeV, which eliminates a large fraction of background and the off-peak signal contribution which would otherwise constitute a combinatorial background. The second analysis will search for the  $t\bar{t}j$  peak in the complementary region  $p_T^{t\bar{t}} > 50$  GeV. We present these two analyses in turn. Then, for comparison, we will perform an inclusive analysis without separate reconstructions.

## 4.1 Analysis I

As selection criteria we impose some loose quality cuts on reconstructed top quark masses and, more importantly, small transverse momentum for the  $t\bar{t}$  pair,

$$125 \text{ GeV} < m_t^{\text{had}}, m_t^{\text{lep}} < 225 \text{ GeV},$$

$$p_T^{t\bar{t}} < 50 \text{ GeV}. \quad (6)$$

The number of signal and background events with these cuts can be read in Table 3. We observe that the  $p_T^{t\bar{t}}$  cut significantly reduces the  $t\bar{t}nj$  background and removes 90%

	Sel.	Peak		Sel.	Peak
$Z'_\lambda (0j)$	334.5	299.2	$Z'_\lambda (1j)$	149.0	114.4
$t\bar{t}nj$	6581	1652	$t\bar{t}b\bar{b}$	15	3
$tW$	85	17	$Wnj$	39	13
$tj$	9	4	$Wb\bar{b}nj$	15	4

Table 3: Number of signal and background events at the selection level (analysis I) and at the  $t\bar{t}$  resonance peak. The luminosity is  $30 \text{ fb}^{-1}$ .

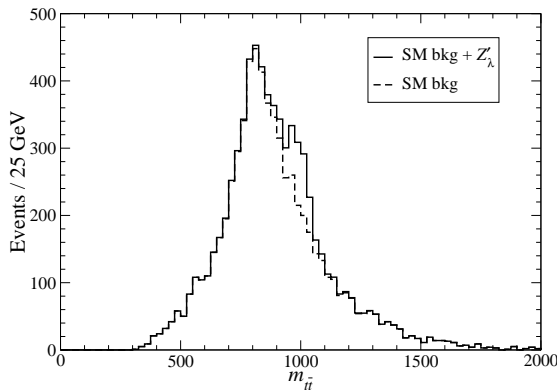


Figure 6:  $t\bar{t}$  invariant mass for the SM background and the background plus the  $Z'$  signal at the selection level (analysis I). The luminosity is  $30 \text{ fb}^{-1}$ .

of the  $Z'$  signal with  $n = 1$ , in particular the off-peak contribution. The presence of the  $Z'$  resonance can be spotted with the analysis of the  $t\bar{t}$  invariant mass distribution, presented in Fig. 6 for the background alone and the background plus the signal at the selection level. The number of events at the peak

$$900 \text{ GeV} < m_{t\bar{t}} < 1100 \text{ GeV} \quad (7)$$

can be read in Table 3. We will assume that we normalise the background by off peak measurements, obtaining a scaling factor  $\kappa = 1.05$  determined from the comparison of the distributions for signal plus background and background alone. Then, the statistical significance of the peak is  $S'/\sqrt{B'}$ , where

$$B' = \kappa B \quad \Rightarrow \quad S' = (S + B) - B' \quad (8)$$

and  $S, B$  are the true numbers of signal and background events. For the peak region in Eq. (7), the excess of events amounts to  $7.78\sigma$ .

## 4.2 Analysis II

The main motivation for this analysis is the fact that many of the  $Z'$  ( $1j$ ) events do not exhibit a peak in the  $t\bar{t}$  invariant mass distribution and would fall off the peak region in Eq. (7). This is seen clearly in Fig. 4 (up, left). When the invariant mass of the  $t\bar{t}$  pair plus the hardest additional jet is considered (requiring in this case a minimum of three jets) the distribution exhibits a clear peak, although slightly displaced, as shown on the upper right panel of that figure. We then concentrate on the complementary event sample for this analysis, requiring at least three light jets and setting the cuts

$$\begin{aligned}
 125 \text{ GeV} < m_t^{\text{had}}, m_t^{\text{lep}} < 225 \text{ GeV}, \\
 p_T^{t\bar{t}} > 50 \text{ GeV}, \\
 \min(\Delta R_{j,t_{\text{had}}}, \Delta R_{j,t_{\text{lep}}}) < 1.6
 \end{aligned}
 \tag{9}$$

as selection criteria. The last one is implemented to reduce the background, since the signal events peaking at  $m_{t\bar{t}j} \sim M_{Z'_\lambda}$  are produced by FSR in  $Z' \rightarrow t\bar{t}$ . The number of events after these cuts are given in Table 4. The  $t\bar{t}j$  distribution for the signal plus

	Sel.	Peak		Sel.	Peak
$Z'_\lambda$ ( $0j$ )	52.2	41.7	$Z'_\lambda$ ( $1j$ )	412.8	293.5
$t\bar{t}nj$	14226	4432	$t\bar{t}b\bar{b}$	77	18
$tW$	229	60	$Wnj$	43	17
$tj$	20	9	$Wb\bar{b}nj$	77	25

Table 4: Number of signal and background events at the selection level (analysis II) and at the  $t\bar{t}j$  resonance peak. The luminosity is  $30 \text{ fb}^{-1}$ .

background and background alone is presented in Fig. 7. The number of events at the peak

$$900 \text{ GeV} < m_{t\bar{t}j} < 1200 \text{ GeV} \tag{10}$$

can be read in Table 4. The background scaling factor in this case is  $\kappa = 1.022$ , and the excess of events over the (normalised) SM background expectation amounts to  $3.56\sigma$ .

## 4.3 Inclusive analysis

In order to see the advantage of separate, dedicated analyses for  $Z' \rightarrow t\bar{t}$ ,  $Z' \rightarrow t\bar{t}j$ , we also perform the inclusive analysis for the two  $Z'$  signal components, searching for a

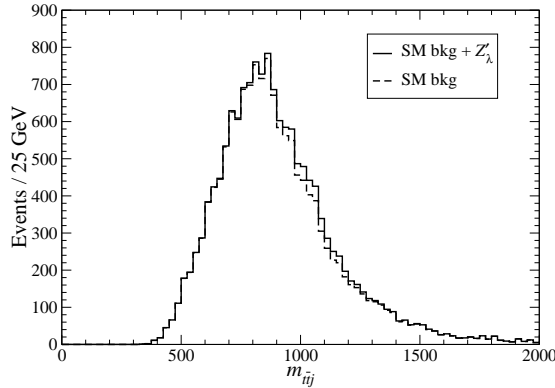


Figure 7:  $t\bar{t}j$  invariant mass for the SM background and the background plus the  $Z'$  signal at the selection level (analysis II). The luminosity is  $30 \text{ fb}^{-1}$ .

peak in the  $m_{t\bar{t}}$  distribution. For event selection we only require a good reconstruction of the top quark pair,

$$125 \text{ GeV} < m_t^{\text{had}}, m_t^{\text{lep}} < 225 \text{ GeV}, \quad (11)$$

and drop the other kinematic cuts. The number of signal and background events can be read in Table 5.

	Sel.	Peak		Sel.	Peak
$Z'_\lambda (0j)$	400.1	332.6	$Z'_\lambda (1j)$	727.1	361.0
$t\bar{t}nj$	35203	4196	$t\bar{t}b\bar{b}$	163	9
$tW$	567	40	$Wnj$	170	20
$tj$	109	12	$Wb\bar{b}nj$	263	13

Table 5: Number of signal and background events at the selection level (inclusive analysis) and at the  $t\bar{t}$  resonance peak. The luminosity is  $30 \text{ fb}^{-1}$ .

The  $t\bar{t}$  distribution for the signal plus background and background alone is presented in Fig. 8. The number of events at the peak

$$900 \text{ GeV} < m_{t\bar{t}} < 1100 \text{ GeV} \quad (12)$$

is also given in Table 5. As expected, in this case the background scaling factor is larger than for the other analyses,  $\kappa = 1.055$ , and the peak significance is of  $6.77\sigma$ . This number is 25% smaller than the combined significances of the other two analyses,  $8.55\sigma$ .

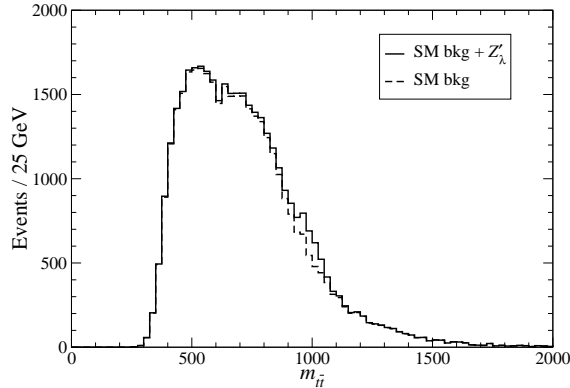


Figure 8:  $t\bar{t}$  invariant mass for the SM background and the background plus the  $Z'$  signal at the selection level (inclusive analysis). The luminosity is  $30 \text{ fb}^{-1}$ .

## 5 Conclusions

We provide a new code implemented in ALPGEN for neutral vector resonance production, including the higher order corrections from real emission and the virtual LL contributions. In order to illustrate its features we have generated  $t\bar{t}$  and  $t\bar{t}j$  events by the exchange of a leptophobic gauge boson based on  $E_6$  at LHC. The analysis of the  $Z'_\lambda \rightarrow t\bar{t}$  and  $Z'_\lambda \rightarrow t\bar{t}j$  samples show that such a program is necessary to account for  $\sim 23\%$  of the  $t\bar{t}X$  events. Indeed, for these events the resonance is not found in the  $t\bar{t}$  invariant mass distribution but on the  $t\bar{t}j$  invariant mass. Therefore, their presence cannot be accounted for by a  $K$  factor multiplying the LO  $Z'_\lambda \rightarrow t\bar{t}$  cross section but has to be properly simulated at the generator level.

We have shown that the LHC discovery potential for neutral vector resonances in the  $t\bar{t}X$  final state benefits from a separate analysis for  $t\bar{t}$  and  $t\bar{t}j$ . For the case examined (with a  $Z'_\lambda$  mass of 1 TeV), the enhancement over an inclusive search for  $t\bar{t}$  resonances is of a 25% in the statistical significance. This improvement is expected to be maintained for larger masses, and of course for other  $Z'$  models than the leptophobic  $Z'_\lambda$  one used in the simulations. For other  $t\bar{t}$  resonances the trend is expected to be the same as well.

Finally, the inclusion of corrections to  $Z' \rightarrow t\bar{t}$  not only translates into a better discovery potential but also into a proper description of the kinematical distributions. A code implementing them is necessary to establish the model once a new vector resonance is discovered, discriminating among models by a more precise measurement of the angular distributions [30] and the different  $Z'$  couplings [8, 19].

## Acknowledgements

This work has been partially supported by MICINN (FPA2006-05294), by Junta de Andalucía (FQM 101, FQM 437 and FQM 03048), and by the European Community's Marie-Curie Research Training Network under contract MRTN-CT-2006-035505 "Tools and Precision Calculations for Physics Discoveries at Colliders". The work of J.A.A.S. and M.T. has been supported by MICINN Ramón y Cajal and Juan de la Cierva contracts, respectively. F.P. and M.M. acknowledge warm hospitality and partial support from CERN, Physics Department, TH Unit, during the completion of this work.

## References

- [1] See for a recent review P. Langacker, arXiv:0801.1345 [hep-ph]; and references there in. See also A. Leike, Phys. Rept. **317** (1999) 143 [arXiv:hep-ph/9805494]; C. Amsler *et al.* [Particle Data Group], Phys. Lett. B **667** (2008) 1.
- [2] G. Aad *et al.* [The ATLAS Collaboration], arXiv:0901.0512 [hep-ex].
- [3] G. L. Bayatian *et al.* [CMS Collaboration], J. Phys. G **34** (2007) 995.
- [4] For a comparison between  $Z \rightarrow \ell^+\ell^-$  generators and a study of QCD and electroweak corrections see C. Buttar *et al.*, arXiv:0803.0678 [hep-ph].
- [5] V. M. Abazov *et al.* [D0 Collaboration], Phys. Rev. Lett. **100** (2008) 142002 [arXiv:0712.0851 [hep-ex]]; T. Aaltonen *et al.* [CDF Collaboration], Phys. Rev. Lett. **101** (2008) 202001 [arXiv:0806.2472 [hep-ex]].
- [6] P. Langacker, R. W. Robinett and J. L. Rosner, Phys. Rev. D **30** (1984) 1470.
- [7] J. L. Hewett and T. G. Rizzo, Phys. Rept. **183** (1989) 193.
- [8] See for a recent review R. Diener, S. Godfrey and T. A. W. Martin, arXiv:0910.1334 [hep-ph]; and references there in.
- [9] I. Antoniadis, K. Benakli and M. Quiros, Phys. Lett. B **331** (1994) 313 [arXiv:hep-ph/9403290]; T. G. Rizzo, Phys. Rev. D **61** (2000) 055005 [arXiv:hep-ph/9909232]; A. Djouadi, G. Moreau and R. K. Singh, Nucl. Phys. B **797** (2008) 1 [arXiv:0706.4191 [hep-ph]].

- [10] M. L. Mangano, M. Moretti, F. Piccinini, R. Pittau and A. D. Polosa, JHEP **0307** (2003) 001 [arXiv:hep-ph/0206293]; F. Caravaglios, M. L. Mangano, M. Moretti and R. Pittau, Nucl. Phys. B **539** (1999) 215 [arXiv:hep-ph/9807570].
- [11] F. del Aguila and J. A. Aguilar-Saavedra, JHEP **0711** (2007) 072 [arXiv:0705.4117 [hep-ph]].
- [12] M. L. Mangano, “The so-called MLM prescription for ME/PS matching”, talk given at the Fermilab ME/MC Tuning Workshop, October, 2004.
- [13] M. L. Mangano, M. Moretti, F. Piccinini and M. Treccani, JHEP **0701**, 013 (2007) [arXiv:hep-ph/0611129].
- [14] F. del Aguila, L. Ametller and R. Pittau, Phys. Lett. B **628** (2005) 40 [arXiv:hep-ph/0507262]; PoS **HEP2005** (2006) 311 [arXiv:hep-ph/0511243].
- [15] ALEPH, DELPHI, L3 and OPAL Collaborations and LEP electroweak working group, CERN-PPE-95-172.
- [16] P. Chiappetta, J. Layssac, F. M. Renard and C. Verzegnassi, Phys. Rev. D **54** (1996) 789 [arXiv:hep-ph/9601306]; G. Altarelli, N. Di Bartolomeo, F. Feruglio, R. Gatto and M. L. Mangano, Phys. Lett. B **375** (1996) 292 [arXiv:hep-ph/9601324]; V. D. Barger, K. m. Cheung and P. Langacker, Phys. Lett. B **381** (1996) 226 [arXiv:hep-ph/9604298]; G. Montagna, F. Piccinini, J. Layssac, F. M. Renard and C. Verzegnassi, Z. Phys. C **75** (1997) 641 [arXiv:hep-ph/9609347].
- [17] K. S. Babu, C. F. Kolda and J. March-Russell, Phys. Rev. D **54** (1996) 4635 [arXiv:hep-ph/9603212].
- [18] F. Gursey, P. Ramond and P. Sikivie, Phys. Lett. B **60** (1976) 177.
- [19] F. del Aguila, M. Cvetič and P. Langacker, Phys. Rev. D **52** (1995) 37 [arXiv:hep-ph/9501390]; see also F. del Aguila, Acta Phys. Polon. B **25** (1994) 1317 [arXiv:hep-ph/9404323]; S. Godfrey and T. A. W. Martin, Phys. Rev. Lett. **101** (2008) 151803 [arXiv:0807.1080 [hep-ph]].
- [20] F. del Aguila, G. A. Blair, M. Daniel and G. G. Ross, Nucl. Phys. B **283** (1987) 50; F. del Aguila, M. Quiros and F. Zwirner, Nucl. Phys. B **287** (1987) 419.
- [21] Y. Hosotani, Phys. Lett. B **126** (1983) 309; Y. Hosotani, Phys. Lett. B **129** (1983) 193; E. Witten, Phys. Lett. B **149** (1984) 351.



- [22] J. A. Aguilar-Saavedra, Nucl. Phys. B **828** (2010) 289 [arXiv:0905.2221 [hep-ph]].
- [23] H. L. Lai *et al.* [CTEQ Collaboration], Eur. Phys. J. C **12** (2000) 375 [arXiv:hep-ph/9903282].
- [24] D0 Collaboration, D0 Note 5882-CONF
- [25] J. A. Aguilar-Saavedra, JHEP **0911** (2009) 030 [arXiv:0907.3155 [hep-ph]].
- [26] T. Sjostrand, S. Mrenna and P. Skands, JHEP **0605** (2006) 026 [hep-ph/0603175].
- [27] J. Alwall *et al.*, Eur. Phys. J. C **53**, 473 (2008) [arXiv:0706.2569 [hep-ph]].
- [28] E. Richter-Was, hep-ph/0207355.
- [29] J. M. Campbell and R. K. Ellis, Phys. Rev. D **65**, 113007 (2002) [arXiv:hep-ph/0202176]; Phys. Rev. D **62**, 114012 (2000) [arXiv:hep-ph/0006304]; Phys. Rev. D **60**, 113006 (1999) [arXiv:hep-ph/9905386].
- [30] See, for example, W. Bernreuther, M. Flesch and P. Haberl, Phys. Rev. D **58** (1998) 114031 [arXiv:hep-ph/9709284]; W. Bernreuther, A. Brandenburg and M. Flesch, arXiv:hep-ph/9812387; B. Lillie, J. Shu and T. M. P. Tait, Phys. Rev. D **76** (2007) 115016 [arXiv:0706.3960 [hep-ph]]; R. Frederix and F. Maltoni, JHEP **0901** (2009) 047 [arXiv:0712.2355 [hep-ph]].