

Scaling Laws in High-Energy Inverse Compton Scattering

Satoshi Nozawa*

Josai Junior College, 1-1 Keyakidai, Sakado-shi, Saitama, 350-0295, Japan

Yasuharu Kohyama and Naoki Itoh

Department of Physics, Sophia University, 7-1 Kioi-cho, Chiyoda-ku, Tokyo, 102-8554, Japan

(Dated: March 6, 2022)

Based upon the rate equations for the photon distribution function obtained in the previous paper, we study the inverse Compton scattering process for high-energy nonthermal electrons. Assuming the power-law electron distribution, we find a scaling law in the probability distribution function $P_1(s)$, where the peak height and peak position depend only on the power index parameter. We solved the rate equation analytically. It is found that the spectral intensity function also has the scaling law, where the peak height and peak position depend only on the power index parameter. The present study will be particularly important to the analysis of the X-ray and gamma-ray emission models from various astrophysical objects such as radio galaxies and supernova remnants.

PACS numbers: 95.30.Cq, 95.30.Jx, 98.65.Cw, 98.70.Vc

Keywords: cosmology: cosmic microwave background — cosmology: theory — galaxies: clusters: general — radiation mechanisms: nonthermal — relativity

I. INTRODUCTION

The inverse Compton scattering is one of the most fundamental reactions which have variety of applications to astrophysics and cosmology. They are, for example, the Sunyaev-Zeldovich (SZ) effects[1] for clusters of galaxies (CG), cosmic-ray emission from radio galaxies[2] and clusters of galaxies[3], and radio to gamma-ray emission from supernova remnants[4, 5]. Therefore, theoretical studies on the inverse Compton scattering have been done quite extensively for the last forty years, starting from the works by Jones[6], and Blumenthal and Gould[7] to the recent works, for example, by Fargion[8], Colafrancesco[9, 10], and Petruk[11].

In particular, remarkable progress has been made in theoretical studies for the SZ effects for CG. Wright[12] and Rephaeli[13] calculated the photon frequency redistribution function in the electron rest frame, which is called as the radiative transfer method. On the other hand, Challinor and Lasenby[14] and Itoh, Kohyama, and Nozawa[15] solved the relativistically covariant Boltzmann collisional equation for the photon distribution function, which is called the covariant formalism. Although the two are very different approaches, the obtained results for the SZ effect agreed extremely well. This has been a longstanding puzzle in the field of the relativistic study of the SZ effect for the last ten years. Very recently, however, Nozawa and Kohyama[16] (denoted NK hereafter) showed that the two formalisms were indeed mathematically equivalent in the approximation of the Thomson limit. This explained the reason why the two different approaches produced same results for the SZ effect even in the relativistic energies for electrons.

In the present paper, we extend the formalism obtained by NK to the case of high-energy electrons. This extension will be particularly interesting for the analysis of X-ray and gamma-ray emissions, for example, from radio galaxies[2] and supernova remnants[4, 5], where the inverse Compton scattering of the CMB photons off non-thermal high-energy electrons plays an essential role. In the present approach, we push analytic techniques as much as possible in order to obtain analytic solutions. In contrast to the direct numerical calculation, the present approach will have an advantage that one may reveal essential physics properties behind the numerical results. In the present paper, under a specific condition for the electron distribution which is typically realized, we will show that a universal scaling law is valid for the spectral intensity function.

The present paper is organized as follows: Starting from the rate equations derived in the NK paper, we derive in Sec. II the analytic expressions for the redistribution function $P(s, \gamma)$ and probability distribution function $P_1(s)$. Assuming the power-law electron distribution, we show that $P_1(s)$ has a scaling law, where the peak height and peak position depend only on the power index parameter. We calculated the rate equation and obtained the analytic expression for the spectral intensity function $dI(X)/d\tau$. We show that $dI(X)/d\tau$ also has the scaling law, where the peak height and peak position depend only on the power index parameter. In Sec. III we apply the scaling law to the observation of the spectral intensity in the X-ray and gamma-ray energy regions. Finally, concluding remarks are given in Sec. IV.

*Electronic address: snozawa@josai.ac.jp

II. HIGH-ENERGY INVERSE COMPTON SCATTERING

A. Rate Equations in Thomson Approximation

In the NK paper, it was shown that the covariant formalism[15] and radiative transfer method[12] were mathematically equivalent in the following (Thomson) approximation:

$$\gamma \frac{\omega}{m} \ll 1, \quad (1)$$

$$\gamma = \frac{1}{\sqrt{1-\beta^2}}, \quad (2)$$

where ω is the photon energy, γ is the Lorentz factor, and β and m are the velocity and rest mass of the electron, respectively. Throughout this paper, we use the natural unit $\hbar = c = 1$, unless otherwise stated explicitly. For the cosmic microwave background (CMB) photons ($k_B T_{CMB} = 2.348 \times 10^{-4} \text{eV}$), $\omega < 5 \times 10^{-3} \text{eV}$ is well satisfied. Then $\omega/m < 1 \times 10^{-8}$, which implies $\gamma \ll 10^8$. Therefore as far as the CMB photons are concerned, Eq. (1) is fully valid from non-relativistic electrons to extreme-relativistic electrons of the order of TeV region.

The rate equations for the photon distribution function $n(x)$ and spectral intensity function $I(x)$ were derived in the NK paper under the assumption of Eq. (1). Here, $x = \omega/k_B T_{CMB}$ is the photon energy in units of the thermal energy of the CMB. We recall the results here to make the present paper more self-contained. They are given as follows[16, 17]:

$$\frac{\partial n(x)}{\partial \tau} = \int_{-\infty}^{\infty} ds P_1(s) [n(e^s x) - n(x)], \quad (3)$$

$$\frac{\partial I(x)}{\partial \tau} = \int_{-\infty}^{\infty} ds P_1(s) [I(e^{-s} x) - I(x)], \quad (4)$$

$$\tau = n_e \sigma_T t, \quad (5)$$

where $I(x) = I_0 x^3 n(x)$, $I_0 = (k_B T_{CMB})^3 / 2\pi^2$, n_e is the electron number density, σ_T is the Thomson scattering cross section. In Eqs. (3) and (4), $P_1(s)$ is the probability distribution function for the photon of a frequency shift s , which is defined by $e^s = x'/x$,

$$P_1(s) = \int_{\beta_{min}}^1 d\beta \beta^2 \gamma^5 p_e(E) P(s, \beta), \quad (6)$$

$$P(s, \beta) = \frac{e^s}{2\beta\gamma^4} \int_{\mu_1(s)}^{\mu_2(s)} d\mu_0 \frac{1}{(1-\beta\mu_0)^2} f(\mu_0, \mu'_0), \quad (7)$$

$$f(\mu_0, \mu'_0) = \frac{3}{8} \left[1 + \mu_0^2 \mu'^2_0 + \frac{1}{2}(1-\mu_0^2)(1-\mu'^2_0) \right], \quad (8)$$

where $p_e(E)$ is the electron distribution function of a momentum p which is normalized by $\int_0^\infty dp p^2 p_e(E) / m^3 = 1$. Variables appearing in Eqs. (6) – (8) are summarized as

follows:

$$\beta_{min} = (1 - e^{-|s|}) / (1 + e^{-|s|}), \quad (9)$$

$$\mu'_0 = [1 - e^s(1 - \beta\mu_0)] / \beta, \quad (10)$$

$$\mu_1(s) = \begin{cases} -1 & \text{for } s \leq 0 \\ [1 - e^{-s}(1 + \beta)] / \beta & \text{for } s > 0 \end{cases}, \quad (11)$$

$$\mu_2(s) = \begin{cases} [1 - e^{-s}(1 - \beta)] / \beta & \text{for } s < 0 \\ 1 & \text{for } s \geq 0 \end{cases}. \quad (12)$$

The total probabilities for $P(s, \beta)$ and $P_1(s)$ are given by

$$\int_{-\lambda_\beta}^{+\lambda_\beta} ds P(s, \beta) = 1, \quad (13)$$

$$\int_{-\infty}^{\infty} ds P_1(s) = 1, \quad (14)$$

where

$$\lambda_\beta = \ln \left(\frac{1 + \beta}{1 - \beta} \right). \quad (15)$$

It should be noted that the following useful relations

$$P(s, \beta) e^{-3s} = P(-s, \beta), \quad (16)$$

$$P_1(s) e^{-3s} = P_1(-s) \quad (17)$$

are valid.

B. $P(s, \beta)$ for Extreme-Relativistic Electrons

In this section, we derive the analytic expression of the frequency redistribution function $P(s, \beta)$ for extreme-relativistic electrons. In Eq. (7), the integral of μ_0 can be done analytically. One obtains as follows: for $s < 0$,

$$P(s, \beta) = \frac{3}{32\beta^2\gamma^4} [-C_1(\beta) - C_2(\beta)e^s + C_3(\beta)e^{2s} + C_4(\beta)(\lambda_\beta + s)(e^s + e^{2s}) + C_1(\beta)e^{3s}], \quad (18)$$

and for $s \geq 0$,

$$P(s, \beta) = \frac{3}{32\beta^2\gamma^4} [C_1(\beta) + C_3(\beta)e^s - C_2(\beta)e^{2s} + C_4(\beta)(\lambda_\beta - s)(e^s + e^{2s}) - C_1(\beta)e^{3s}], \quad (19)$$

where the coefficients are

$$C_1(\beta) = \frac{1}{\beta^4\gamma^2}, \quad (20)$$

$$C_2(\beta) = \frac{1}{\beta^4(1+\beta)} (4\beta^4 - \beta^3 - 13\beta^2 - 3\beta + 9), \quad (21)$$

$$C_3(\beta) = \frac{1}{\beta^4(1-\beta)} (4\beta^4 + \beta^3 - 13\beta^2 + 3\beta + 9), \quad (22)$$

$$C_4(\beta) = \frac{2}{\beta^4} (\beta^2 - 3). \quad (23)$$

Note that Eqs. (18) and (19) satisfy the relation of Eq. (16). It should be also noted that Eqs. (18) and (19) agree with Eqs. (23a) and (23b) of Fargion et al.[8], respectively.

Now let us consider the case for electrons of extreme-relativistic energies $E (= \gamma mc^2) \gg mc^2$. Thus, $\gamma \gg 1$ and $\beta \approx 1$ are assumed. In this approximation, Eqs. (18) and (19) are written as follows: for $s < 0$,

$$P(s, \gamma) = \frac{3}{32\gamma^4} \left[-\frac{1}{\gamma^2} + 2e^s + 8\gamma^2 e^{2s} - 4(\lambda_\gamma + s)(e^s + e^{2s}) + \frac{1}{\gamma^2} e^{3s} \right], \quad (24)$$

and for $s \geq 0$,

$$P(s, \gamma) = \frac{3}{32\gamma^4} \left[\frac{1}{\gamma^2} + 8\gamma^2 e^s + 2e^{2s} - 4(\lambda_\gamma - s)(e^s + e^{2s}) - \frac{1}{\gamma^2} e^{3s} \right], \quad (25)$$

$$\lambda_\gamma = 2\ln(2\gamma), \quad (26)$$

where the expression $P(s, \gamma)$ was used instead of $P(s, \beta)$. Equations (24) and (25) can be integrated analytically. One obtains as follows: for $s < 0$,

$$\int_{-\lambda_\gamma}^0 ds P(s, \gamma) = O\left(\frac{1}{\gamma^2}\right), \quad (27)$$

and for $s \geq 0$,

$$\int_0^{+\lambda_\gamma} ds P(s, \gamma) = 1 + O\left(\frac{1}{\gamma^2}\right). \quad (28)$$

In Eq. (28), the terms contributing to $O(1/\gamma^2)$ are the higher-order terms. Therefore one can eliminate the corresponding terms from Eq. (25), which gives the new expression for $s \geq 0$. Then the new expression for $s < 0$ is obtained with the relation of Eq. (16). Therefore, the total probability

$$\int_{-\lambda_\gamma}^{+\lambda_\gamma} ds P(s, \gamma) = 1 + O\left(\frac{1}{\gamma^2}\right) \quad (29)$$

is satisfied for $P(s, \gamma)$. The explicit forms are as follows: for $s < 0$,

$$P(s, \gamma) = \frac{3}{32\gamma^4} \left[-\frac{1}{\gamma^2} + 2e^s + 8\gamma^2 e^{2s} - 4(\lambda_\gamma + s)e^s \right], \quad (30)$$

and for $s \geq 0$,

$$P(s, \gamma) = \frac{3}{32\gamma^4} \left[8\gamma^2 e^s + 2e^{2s} - 4(\lambda_\gamma - s)e^{2s} - \frac{1}{\gamma^2} e^{3s} \right]. \quad (31)$$

Let us now compare the present results with the literature. It is straightforward to show that Eqs. (30) and (31) are equivalent to Eqs. (38) and (40) of Jones[6], respectively. We show the equivalence between the present formalism and Jones's formalism in Appendix A. It should be also mentioned that Eqs. (24a) and (24b) of Fargion et al.[8] differ from our Eqs. (30) and (31). The difference comes from $O(1/\gamma^2)$ terms as mentioned in their paper.

Before closing this subsection, it should be also noted the following: In the present formalism, the cases $s \geq 0$ and $s < 0$ correspond to the Compton scattering and inverse Compton scattering, respectively. This is because of the definition $x = e^{-s}x'$, where x' and x are the energies (in units of $k_B T_{CMB}$) of initial and final photons, respectively. Equations (27) and (28) suggest that probability distribution for the CMB photon scattering by high-energy electrons is dominated by the Compton scattering process instead of the inverse Compton scattering process.

C. Scaling Law of $P_1(s)$ for Nonthermal Electrons

In order to proceed calculation for practical applications, let us specify the electron distribution function. High-energy electrons in the supernova remnants and active galactic nuclei, for example, are most likely nonthermal. It is standard to describe the nonthermal distribution in terms of the power-law distribution function of three parameters:

$$p_e(\gamma) = \begin{cases} N_\gamma \gamma^{-\sigma}, & \gamma_{min} \leq \gamma \leq \gamma_{max} \\ 0, & \text{elsewhere} \end{cases}, \quad (32)$$

where γ is the Lorentz factor and N_γ is the normalization constant. In Eq. (32), σ is the power index parameter, γ_{min} and γ_{max} are parameters of minimum and maximum values for γ , respectively. Then, Eq. (6) can be reexpressed as follows: for $s < 0$,

$$P_1(s) = \int_{\max(\gamma_{min}, e^{-s/2})}^{\gamma_{max}} d\gamma p_e(\gamma) P(s, \gamma), \quad (33)$$

where $P(s, \gamma)$ is given by Eq. (30), and for $s \geq 0$,

$$P_1(s) = \int_{\max(\gamma_{min}, e^{s/2})}^{\gamma_{max}} d\gamma p_e(\gamma) P(s, \gamma), \quad (34)$$

where $P(s, \gamma)$ is given by Eq. (31). In deriving Eqs. (33) and (34), $\beta \approx 1$ was assumed, and the phase space factor γ^2 was absorbed, for simplicity, by the power index σ in $p_e(\gamma)$.

In the case of the power-law distribution of Eq. (32), equations (33) and (34) can be integrated analytically. The explicit forms are given as follows: for $-2 \ln 2\gamma_{max} <$

$s < -2 \ln 2\gamma_{min}$,

$$P_1(s) = \frac{3}{32} N_\gamma \left\{ -\frac{1}{\sigma+5} \left(2^{\sigma+5} e^{(\sigma+5)s/2} - \frac{1}{\gamma_{max}^{\sigma+5}} \right) + \frac{2}{\sigma+3} \left[\frac{\sigma-1}{\sigma+3} 2^{\sigma+3} e^{(\sigma+3)s/2} - \frac{1}{\gamma_{max}^{\sigma+3}} \left(\frac{\sigma-1}{\sigma+3} - 2s - 4 \ln 2\gamma_{max} \right) \right] e^s + \frac{8}{\sigma+1} \left(2^{\sigma+1} e^{(\sigma+1)s/2} - \frac{1}{\gamma_{max}^{\sigma+1}} \right) e^{2s} \right\}, \quad (35)$$

for $-2 \ln 2\gamma_{min} < s < 0$,

$$P_1(s) = \frac{3}{32} N_\gamma \left\{ -\frac{1}{\sigma+5} \left(\frac{1}{\gamma_{min}^{\sigma+5}} - \frac{1}{\gamma_{max}^{\sigma+5}} \right) + \frac{2}{\sigma+3} \left[\frac{1}{\gamma_{min}^{\sigma+3}} \left(\frac{\sigma-1}{\sigma+3} - 2s - 4 \ln 2\gamma_{min} \right) - \frac{1}{\gamma_{max}^{\sigma+3}} \left(\frac{\sigma-1}{\sigma+3} - 2s - 4 \ln 2\gamma_{max} \right) \right] e^s + \frac{8}{\sigma+1} \left(\frac{1}{\gamma_{min}^{\sigma+1}} - \frac{1}{\gamma_{max}^{\sigma+1}} \right) e^{2s} \right\}, \quad (36)$$

for $0 < s < 2 \ln 2\gamma_{min}$,

$$P_1(s) = \frac{3}{32} N_\gamma \left\{ -\frac{1}{\sigma+5} \left(\frac{1}{\gamma_{min}^{\sigma+5}} - \frac{1}{\gamma_{max}^{\sigma+5}} \right) e^{3s} + \frac{2}{\sigma+3} \left[\frac{1}{\gamma_{min}^{\sigma+3}} \left(\frac{\sigma-1}{\sigma+3} + 2s - 4 \ln 2\gamma_{min} \right) - \frac{1}{\gamma_{max}^{\sigma+3}} \left(\frac{\sigma-1}{\sigma+3} + 2s - 4 \ln 2\gamma_{max} \right) \right] e^{2s} + \frac{8}{\sigma+1} \left(\frac{1}{\gamma_{min}^{\sigma+1}} - \frac{1}{\gamma_{max}^{\sigma+1}} \right) e^s \right\}, \quad (37)$$

and for $2 \ln 2\gamma_{min} < s < 2 \ln 2\gamma_{max}$,

$$P_1(s) = \frac{3}{32} N_\gamma \left\{ -\frac{1}{\sigma+5} \left(2^{\sigma+5} e^{-(\sigma+5)s/2} - \frac{1}{\gamma_{max}^{\sigma+5}} \right) e^{3s} + \frac{2}{\sigma+3} \left[\frac{\sigma-1}{\sigma+3} 2^{\sigma+3} e^{-(\sigma+3)s/2} - \frac{1}{\gamma_{max}^{\sigma+3}} \left(\frac{\sigma-1}{\sigma+3} + 2s - 4 \ln 2\gamma_{max} \right) \right] e^{2s} + \frac{8}{\sigma+1} \left(2^{\sigma+1} e^{-(\sigma+1)s/2} - \frac{1}{\gamma_{max}^{\sigma+1}} \right) e^s \right\}. \quad (38)$$

It should be noted that the normalization constant is given by

$$N_\gamma = (\sigma-1)\gamma_{min}^{\sigma-1} \quad (39)$$

for the case $\gamma_{max} \rightarrow \infty$.

Let us now introduce new functions $P_C(s, R)$ and $P'_{IC}(s, R)$ in order to express Eqs. (35)–(38) in unified forms, where $R = \gamma_{min}/\gamma_{max}$. Here, C and IC denote

the Compton scattering and Inverse Compton scattering, respectively. First, we define $P_C(s, R)$ as follows: for $-2 \ln 2\gamma_{min} < s < 0$,

$$P_C(s, R) = 3 \frac{\sigma-1}{1-R^{\sigma-1}} \left\{ -\frac{2}{\sigma+5} (1-R^{\sigma+5}) e^{3s} + \frac{1}{\sigma+3} \left[\frac{\sigma-1}{\sigma+3} + 2s - R^{\sigma+3} \left(\frac{\sigma-1}{\sigma+3} + 2s + 4 \ln R \right) \right] e^{2s} + \frac{1}{\sigma+1} (1-R^{\sigma+1}) e^s \right\}, \quad (40)$$

and for $0 < s < 2 \ln(\gamma_{max}/\gamma_{min})$,

$$P_C(s, R) = 3 \frac{\sigma-1}{1-R^{\sigma-1}} \left\{ -\frac{2}{\sigma+5} \left(e^{-(\sigma+5)s/2} - R^{\sigma+5} \right) e^{3s} + \frac{1}{\sigma+3} \left[\frac{\sigma-1}{\sigma+3} e^{-(\sigma+3)s/2} - R^{\sigma+3} \left(\frac{\sigma-1}{\sigma+3} + 2s + 4 \ln R \right) \right] e^{2s} + \frac{1}{\sigma+1} \left(e^{-(\sigma+1)s/2} - R^{\sigma+1} \right) e^s \right\}. \quad (41)$$

Similarly, $P'_{IC}(s, R)$ is for $-2 \ln(\gamma_{max}/\gamma_{min}) < s < 0$,

$$P'_{IC}(s, R) = 3 \frac{\sigma-1}{1-R^{\sigma-1}} \left\{ -\frac{2}{\sigma+5} \left(e^{(\sigma+5)s/2} - R^{\sigma+5} \right) + \frac{1}{\sigma+3} \left[\frac{\sigma-1}{\sigma+3} e^{(\sigma+3)s/2} - R^{\sigma+3} \left(\frac{\sigma-1}{\sigma+3} - 2s + 4 \ln R \right) \right] e^s + \frac{1}{\sigma+1} \left(e^{(\sigma+1)s/2} - R^{\sigma+1} \right) e^{2s} \right\}, \quad (42)$$

and for $0 < s < 2 \ln 2\gamma_{min}$,

$$P'_{IC}(s, R) = 3 \frac{\sigma-1}{1-R^{\sigma-1}} \left\{ -\frac{2}{\sigma+5} (1-R^{\sigma+5}) + \frac{1}{\sigma+3} \left[\frac{\sigma-1}{\sigma+3} - 2s - R^{\sigma+3} \left(\frac{\sigma-1}{\sigma+3} - 2s + 4 \ln R \right) \right] e^s + \frac{1}{\sigma+1} (1-R^{\sigma+1}) e^{2s} \right\}. \quad (43)$$

It is straightforward to show that

$$P_C(s, R) e^{-3s} = P'_{IC}(-s, R) \quad (44)$$

is satisfied by Eqs. (40)–(43).

Comparing Eqs. (35)–(38) with Eqs. (40)–(43), the probability distribution function $P_1(s)$ is described as follows:

$$P_1(s) = \begin{cases} P_{IC}(s + 2 \ln 2\gamma_{min}, R) & \text{for } s < 0 \\ P_C(s - 2 \ln 2\gamma_{min}, R) & \text{for } s \geq 0 \end{cases}, \quad (45)$$

where

$$P_{IC}(s, R) \equiv \frac{1}{64\gamma_{min}^6} P'_{IC}(s, R). \quad (46)$$

Let us now consider the case $R \equiv \gamma_{min}/\gamma_{max} \ll 1$. We fix $\gamma_{max} = 10^8$ throughout the paper. In Fig. 1(a), we plot $P_1(s)$ as a function of s for a typical value $\sigma = 2.5$. The solid curve, dash-dotted curve, dashed curve, and dotted curve correspond to $\gamma_{min} = 10, 10^2, 10^3$, and 10^4 , respectively. It can be seen that the height of $P_1(s)$ is independent of γ_{min} . In Fig. 1(b), we plot the same curves as a function of new variable s_C which is defined by

$$s_C = s - 2 \ln 2\gamma_{min}. \quad (47)$$

In Fig. 1(b) the four curves are totally indistinguishable, which exhibits a scaling law for $P_1(s)$. The reason for this scaling law is as below. For large $\gamma_{min} \gg 1$, as shown by Figs. 1(a), 1(b), and Eqs. (45) and (46), the probability distribution function $P_1(s)$ is dominated by $P_C(s_C, 0)$, i.e. by the Compton scattering process.

Before closing this subsection, we study the σ -dependences on the peak position s_{peak} and peak height $P_1(s_{peak})$. As shown in Figs. 1(a) and 1(b), the γ_{min} -dependence of $P_1(s)$ is described by Eq. (47), namely, $s = s_C + 2 \ln 2\gamma_{min}$. Therefore, we define the peak position by

$$s_{peak} = s(\sigma) + 2 \ln 2\gamma_{min}, \quad (48)$$

where $s(\sigma)$ depends only on σ . The peak position is calculated by solving the equation

$$\left. \frac{\partial P_1(s)}{\partial s} \right|_{s_{peak}} = 0. \quad (49)$$

The analytic expressions for $s(\sigma)$ in the first-order and third-order approximations are given as follows:

$$s_{1st}(\sigma) = -\frac{(\sigma - 1)(\sigma^2 + 4\sigma + 11)}{5\sigma^3 + 23\sigma^2 + 51\sigma + 17}, \quad (50)$$

$$s_{3rd}(\sigma) = -\frac{1}{2(4\sigma^2 + 21\sigma + 29)} \left[3\sigma^2 + 14\sigma + 19 \right. \quad (51)$$

$$+ \left(\frac{\sqrt{(\sigma + 1)^2 A^3 + B^2} + B}{\sigma + 1} \right)^{1/3} - \left. \left(\frac{\sqrt{(\sigma + 1)^2 A^3 + B^2} - B}{\sigma + 1} \right)^{1/3} \right], \quad (52)$$

$$A = 7\sigma^4 + 64\sigma^3 + 254\sigma^2 + 520\sigma + 451, \quad (53)$$

$$B = 3\sigma^7 - 21\sigma^6 - 582\sigma^5 - 4378\sigma^4 - 18589\sigma^3 - 48333\sigma^2 - 70688\sigma - 44036. \quad (54)$$

We also solved Eq. (49) numerically and obtained the numerical solution $s_{num}(\sigma)$. In Figs. 2(a) and 2(b), we

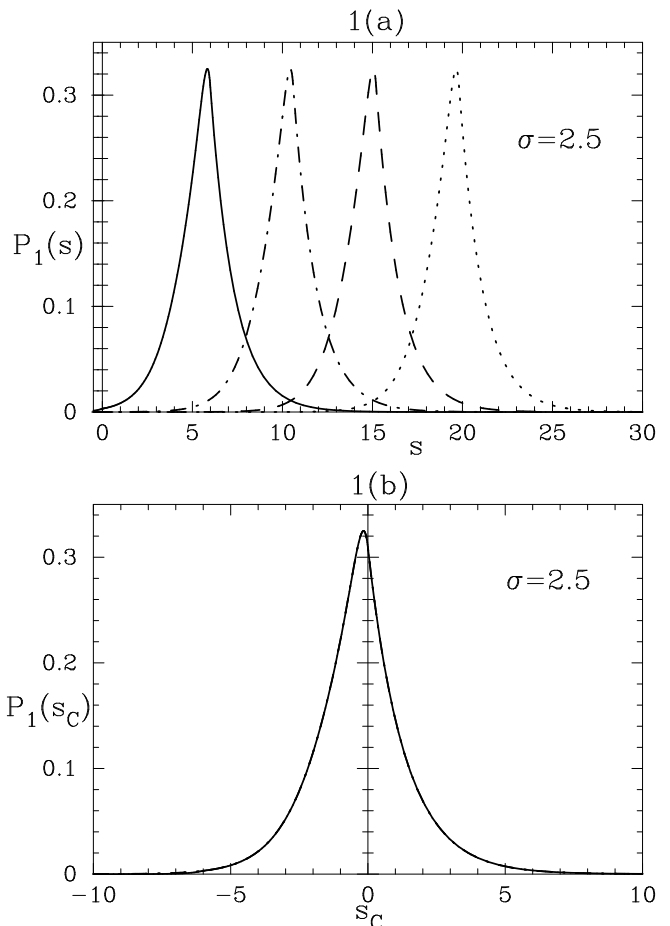


FIG. 1: Plotting of $P_1(s)$ and $P_1(s_C)$ for $\sigma = 2.5$. Figures 1(a) and 1(b) are $P_1(s)$ and $P_1(s_C)$, respectively. The solid curve, dash-dotted curve, dashed curve, and dotted curve correspond to $\gamma_{min} = 10, 10^2, 10^3$, and 10^4 , respectively.

plot $s(\sigma)$ and $P_1(s_{peak})$, respectively. The dashed curve, dash-dotted curve, and solid curve correspond to $s_{1st}(\sigma)$, $s_{3rd}(\sigma)$ and $s_{num}(\sigma)$, respectively. In Fig. 2(b), the solid curve and dash-dotted curve are indistinguishable. It can be seen from Figs. 2(a) and 2(b) that the third-order approximation is sufficiently accurate for the present purposes.

D. Scaling Law for Spectral Intensity Function

Let us now solve the rate equations of Eqs. (3) and (4) with the result of Eq. (45) for $P_1(s)$. We consider the CMB photons for the initial distribution. For the inverse Compton scattering by high-energy electrons, we are interested in high-energy spectrum such as X-rays (\sim keV) and gamma-rays (\sim MeV). Therefore, one can safely assume

$$x \equiv \frac{\omega}{k_B T_{CMB}} \gg 1 \quad (55)$$

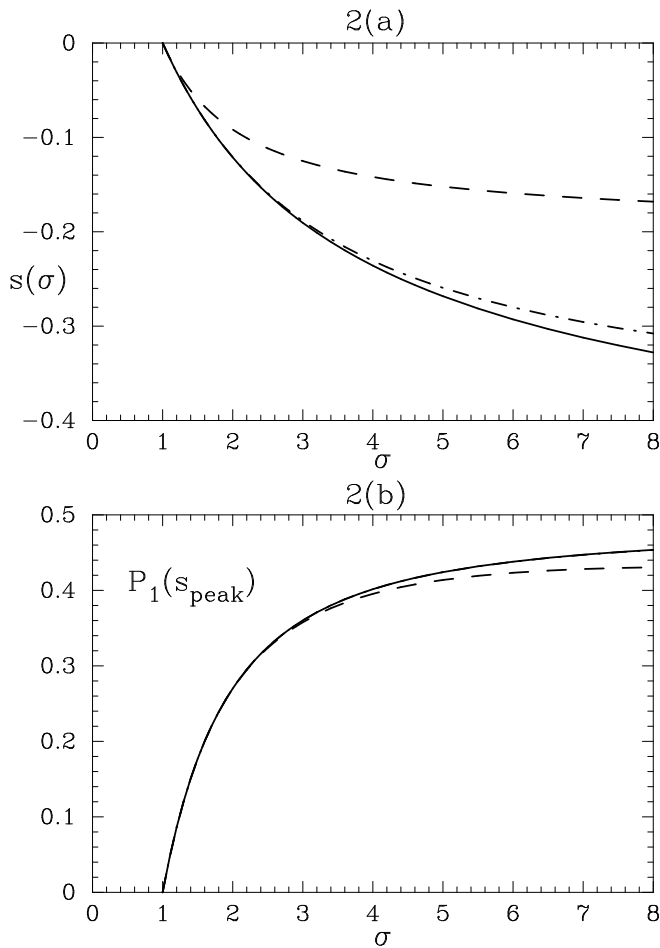


FIG. 2: Plotting of $s(\sigma)$ and $P_1(s_{peak})$. Figures 2(a) and 2(b) are $s(\sigma)$ and $P_1(s_{peak})$, respectively. The dashed curve, dash-dotted curve, and solid curve correspond to the first-order approximation, third-order approximation, and numerical solution, respectively.

for scattered photons. For the γ -parameters, we assume the same condition used in the scaling law for $P_1(s)$, namely,

$$1 \ll \gamma_{min} \ll \gamma_{max}. \quad (56)$$

Under these assumptions, Eqs. (3) and (4) are much simplified, and can be solved analytically. The derivation is straightforward, however, it is lengthy. Therefore, we give the derivation in Appendix B in detail, and quote the final results here.

According to Eqs. (B38) and (B40), one has the fol-

lowing results:

$$\frac{dI(X)}{d\tau} = I_0 \left[3(\sigma - 1)X^3 \int_X^\infty \frac{dt}{t} \frac{1}{e^t - 1} \right. \\ \times \left\{ -\frac{2}{\sigma + 5} + \frac{1}{\sigma + 3} \left(\frac{\sigma - 1}{\sigma + 3} - 2 \ln \frac{t}{X} \right) \frac{t}{X} + \frac{1}{\sigma + 1} \frac{t^2}{X^2} \right\} \\ \left. + \frac{6(\sigma - 1)(\sigma^2 + 4\sigma + 11)}{(\sigma + 1)(\sigma + 3)^2(\sigma + 5)} \frac{1}{X^{(\sigma-1)/2}} \int_0^X dt \frac{t^{(\sigma+3)/2}}{e^t - 1} \right], \quad (57)$$

$$\frac{dn(X)}{d\tau} = \frac{1}{64\gamma_{min}^6} \frac{1}{I_0 X^3} \frac{dI(X)}{d\tau}, \quad (58)$$

$$X = \frac{x}{4\gamma_{min}^2}, \quad (59)$$

where $I_0 = (k_B T_{CMB})^3 / 2\pi^2$. It should be emphasized that the function $dI(X)/d\tau$ depends on γ_{min} only through X . Therefore, $dI(X)/d\tau$ has the scaling law. On the other hand, the function $dn(X)/d\tau$ does not have the scaling law because of the factor $1/64\gamma_{min}^6$ in Eq. (58).

For $X \gg 1$, Eq. (57) is further simplified as follows:

$$\frac{dI(X)}{d\tau} = I_0 \frac{6(\sigma - 1)(\sigma^2 + 4\sigma + 11)}{(\sigma + 1)(\sigma + 3)^2(\sigma + 5)} \\ \times \Gamma\left(\frac{\sigma + 5}{2}\right) \zeta\left(\frac{\sigma + 5}{2}\right) X^{-(\sigma-1)/2}, \quad (60)$$

$$\zeta(z) = \frac{1}{\Gamma(z)} \int_0^\infty dt \frac{t^{z-1}}{e^t - 1}, \quad (61)$$

where $\zeta(z)$ is the Riemann's zeta function. We call Eq. (60) the power-law approximation.

In Fig. 3, we plot $dI(X)/d\tau$ of Eq. (57) as a function of X for typical σ -values for illustrative purposes. The dashed curve, dash-dotted curve, and solid curve correspond to $\sigma=2.5, 3.5$, and 4.5 , respectively. The peak position and peak height depend only on the power-index parameter. It should be noted that $dI(X)/d\tau \propto X$ for $X \ll 1$, and $dI(X)/d\tau \propto X^{-(\sigma-1)/2}$ for $X \gg 1$. Therefore, the slope of the downward curves in Fig. 3 will determine the σ -value.

In Figs. 4(a) and 4(b), we plot the peak position and peak height of the spectral intensity function as a function of σ , respectively. The solid curves correspond to the numerical values. The dash-dotted curves are the results of analytical fitting functions. They are given by

$$X_{peak} = 1 + \frac{1}{\Sigma} \left(a_0 + a_1 \Sigma^{1/4} + a_2 \Sigma^{1/2} \right), \quad (62)$$

$$\frac{dI(X_{peak})}{d\tau I_0} = \frac{3}{4} \frac{\Sigma (4 + 6\Sigma + \Sigma^2)}{(b_0 + b_1 \Sigma + b_2 \Sigma^2 + \Sigma^3)}, \quad (63)$$

$$\Sigma \equiv \sigma - 1. \quad (64)$$

The fitting parameters are $a_0 = -2.18351$, $a_1 = 5.37131$ and $a_2 = -2.02638$ for the peak position, and $b_0 = 2.60331$, $b_1 = 6.6352$ and $b_2 = 5.6526$ for the peak height. The errors of the fitting functions in the region $2 \leq \sigma \leq 10$ are less than 0.15% and 0.10% for X_{peak} and $dI(X_{peak})/d\tau$,

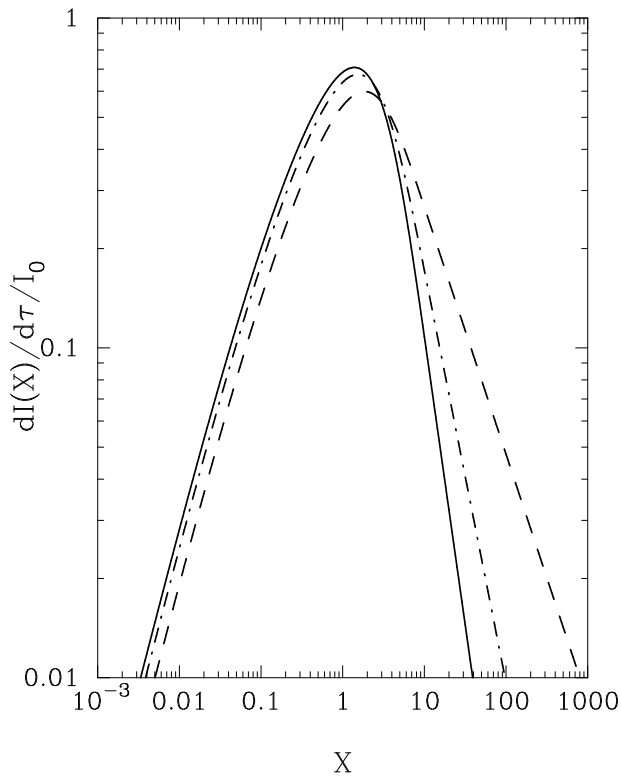


FIG. 3: Plotting of $dI(X)/d\tau$. The dashed curve, dash-dotted curve, and solid curve correspond to $\sigma = 2.5, 3.5,$ and $4.5,$ respectively.

respectively. In Fig. 4, two curves are totally indistinguishable.

Before closing this section, let us compare the present result with the literature. In the textbook by Rybicki and Lightman[18], the expression for the power-law approximation is given by Eq. (7.31). The scaling law is hidden in the expression of Eq. (7.31). Inserting the explicit form of the normalization constant $C = n_e(\sigma - 1)\gamma_{min}^{\sigma-1}$ in Eq. (7.31), one finally obtains as follows:

$$\frac{dE}{dV d\tau d\epsilon_1} \propto I_0 G(\sigma) X^{-(\sigma-1)/2}, \quad (65)$$

$$G(\sigma) = \frac{6(\sigma-1)(\sigma^2+4\sigma+11)}{(\sigma+1)(\sigma+3)^2(\sigma+5)} \times \Gamma\left(\frac{\sigma+5}{2}\right) \zeta\left(\frac{\sigma+5}{2}\right), \quad (66)$$

which agrees with Eq. (60). The applicable range of the power-law approximation of Eq. (7.31) is given[18] by

$$4\gamma_{min}^2 \ll \frac{\epsilon_1}{\bar{\epsilon}} \ll 4\gamma_{max}^2, \quad (67)$$

where $\bar{\epsilon}$ is a typical energy of initial photon distribution. In the case of the CMB photon distribution, one can use $\bar{\epsilon} = k_B T_{CMB}$. Therefore, one obtains the condition for

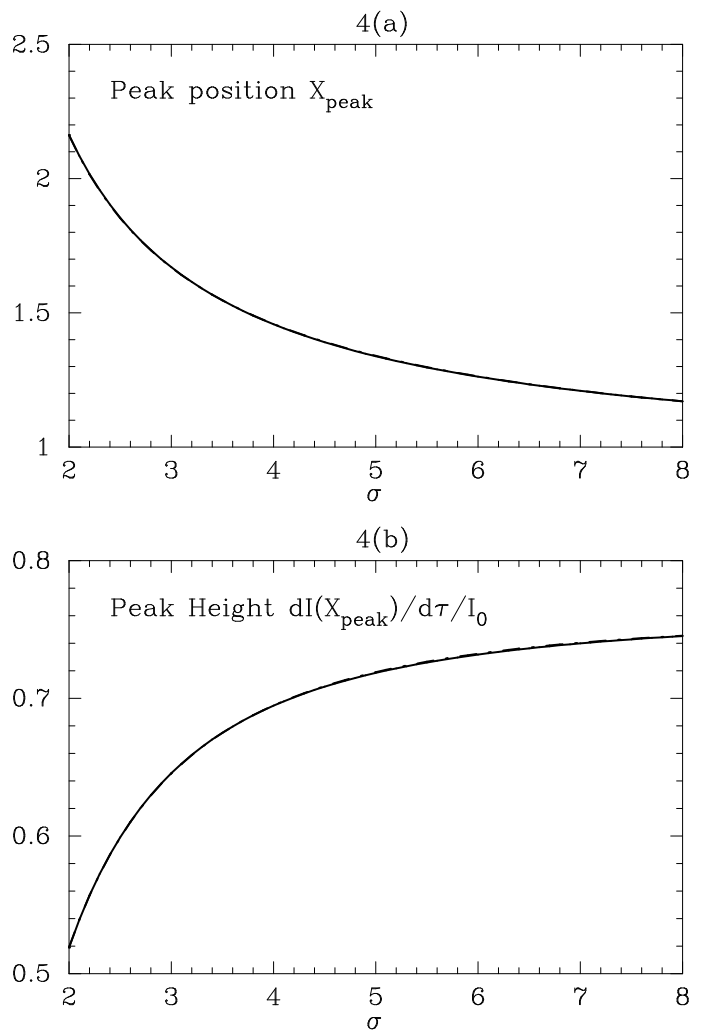


FIG. 4: Plotting of the peak position and peak height of the spectral intensity function as a function of σ . The solid curves correspond to the numerical values. The dash-dotted curves are the results of the analytical fitting functions.

X as follows:

$$1 \ll X \ll \frac{1}{R^2}, \quad (68)$$

which again agrees with the condition of the present paper. It is needless to mention that the full expression of Eq. (57) has to be used for $X \leq O(1)$ as shown in Fig. 3.

III. ASTROPHYSICAL APPLICATIONS OF SCALING LAWS

A. X-ray region

In the present section, we show an application of the scaling law. Recently, observational studies on the inverse Compton scattering have been done quite exten-

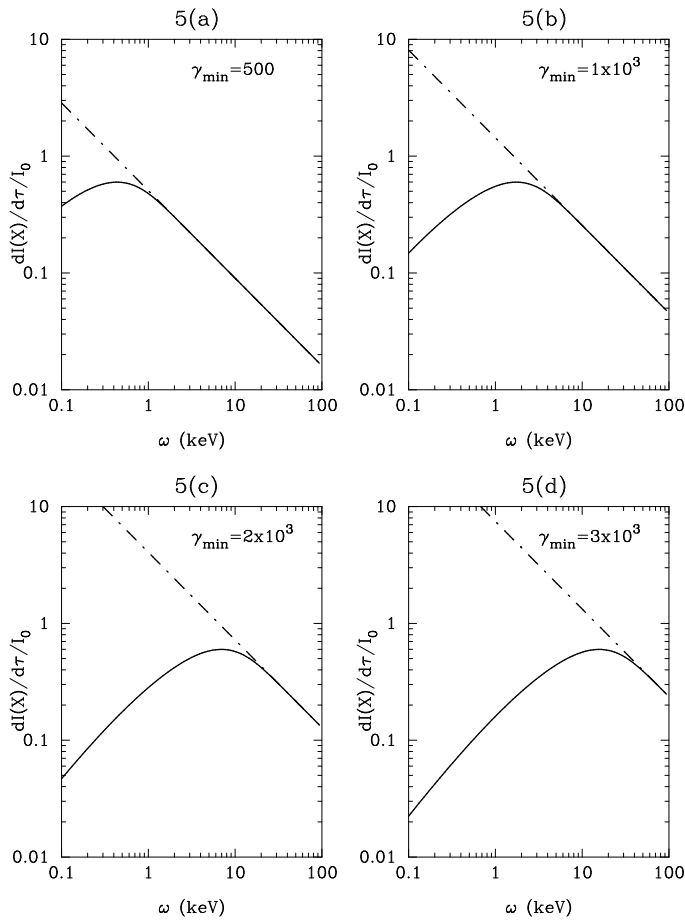


FIG. 5: Plotting of $dI(X)/d\tau$ as a function of the photon energy ω in X-ray energy regions for a typical value $\sigma=2.5$. Figures 5(a), 5(b), 5(c) and 5(d) correspond to $\gamma_{min}=500$, 1×10^3 , 2×10^3 and 3×10^3 , respectively. The solid curve corresponds to the full calculation of Eq. (57). The dash-dotted curve is the power-law approximation of Eq. (60).

sively, for example, X-ray observations from radio galaxies with Chandra[19, 20].

In Fig. 5, we plot $dI(X)/d\tau$ as a function of the photon energy ω in X-ray energy region for a typical value $\sigma=2.5$. Figures 5(a), 5(b), 5(c) and 5(d) correspond to $\gamma_{min}=500$, 1×10^3 , 2×10^3 and 3×10^3 , respectively. The solid curve corresponds to the full calculation of Eq. (57). The dash-dotted curve is the power-law approximation of Eq. (60). In Fig. 5, the peak height is independent of the γ_{min} -values as pointed in the last section. On the other hand, the peak position is shifting toward to high-energy side as the γ_{min} -value increases.

By measuring the slope of the downward curve in Fig. 5, one can determine the σ -value, because

$$\frac{dI(\omega)}{d\tau} \propto \omega^{-(\sigma-1)/2} \quad (69)$$

is valid. One can also determine the σ -value by measuring the peak height in Fig. 5 with the expression of

Eq. (63). This will serve as an independent check for the σ -value. On the other hand, the γ_{min} -value is determined by measuring the peak position ω_{peak} in Fig. 5. Using the relation of ω_{peak} with X_{peak} , namely,

$$X_{peak} = \frac{1}{4\gamma_{min}^2} \frac{\omega_{peak}}{k_B T_{CMB}}, \quad (70)$$

the γ_{min} -value is determined by

$$\gamma_{min} = \left[\frac{1}{4X_{peak}} \frac{\omega_{peak}}{k_B T_{CMB}} \right]^{1/2}, \quad (71)$$

where X_{peak} is calculated by the RHS of Eq. (62) with the measured σ -value. It can be seen from Fig. 5 that the X-ray observations have sensitivities to $\gamma_{min}=500 \sim 3 \times 10^3$ region.

Before closing this subsection, let us study the applicability of the power-law approximation used in the literature. The condition for the power-law approximation $X \gg 1$ reads

$$\omega \gg 4\gamma_{min}^2 k_B T_{CMB}. \quad (72)$$

In the case of $\gamma_{min} = 1 \times 10^3$, for example, one has $\omega \gg 1$ keV. As shown in Fig. 5(b), the error of the power-law approximation is quite large in $\omega \sim O(1)$ keV region.

B. gamma-ray region

With the scaling law for the spectral intensity function, one can extend the present formalism to the gamma-ray region. In Fig. 6, we plot the same figure as Fig. 5 for the gamma-ray region. Because of the scaling law, the factor $\sqrt{1000} (\approx 31.6)$ should be simply multiplied to the γ_{min} -values of the keV region in order to obtain the spectral intensity function in the MeV region. Therefore, observations in this energy region will have sensitivities to $\gamma_{min}=16 \times 10^3 \sim 95 \times 10^3$ region. Similarly, the factor 1000 should be multiplied to the γ_{min} -values of the keV region in order to obtain the parameter values in the GeV region.

IV. CONCLUDING REMARKS

In the NK paper[16], we derived the frequency redistribution function $P(s, \beta)$ for a frequency shift s and electron velocity β . The form was derived in the Thomson approximation, however, it was mathematically equivalent to that in the covariant formalism[15]. Therefore the frequency redistribution function can be applicable from nonrelativistic electrons to extreme-relativistic electrons.

In the present paper, we have extended the formalism to extreme-relativistic electrons. First, we derived the analytic expression for $P(s, \gamma)$ in the approximation $\gamma \gg 1$. It has been found that the present formalism is equivalent to Jones's formalism[6].

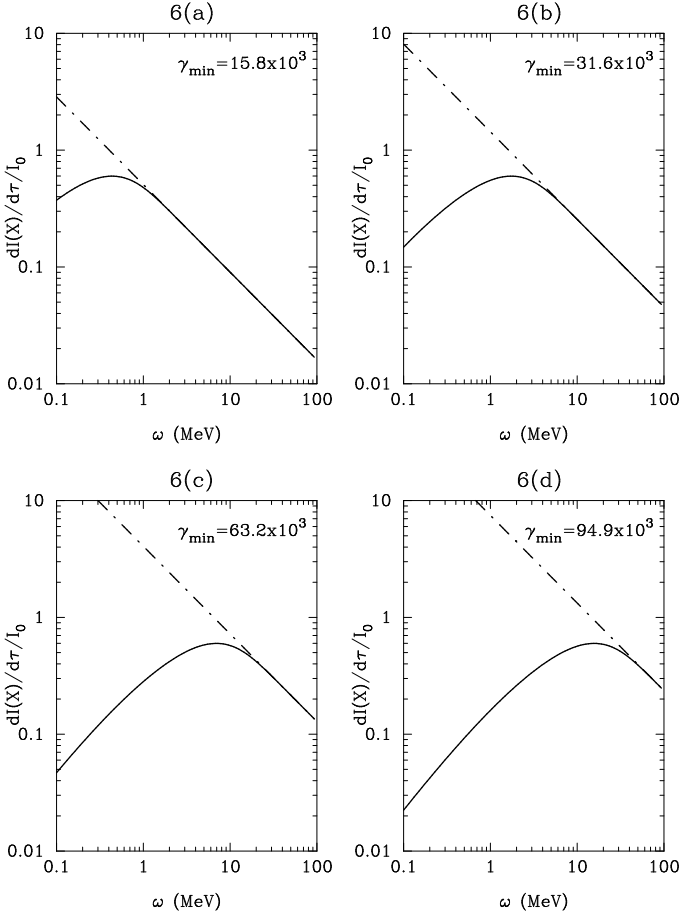


FIG. 6: Plotting of $dI(X)/d\tau$ as a function of the photon energy ω in gamma-ray energy regions for a typical value $\sigma=2.5$. Figures 6(a), 6(b), 6(c) and 6(d) correspond to $\gamma_{min}=15.8\times 10^3$, 31.6×10^3 , 63.2×10^3 and 94.9×10^3 , respectively. The solid curve corresponds to the full calculation of Eq. (57). The dash-dotted curve is the power-law approximation of Eq. (60).

By averaging $P(s, \gamma)$ over the nonthermal electron distribution function, we have calculated the probability distribution function $P_1(s)$. As for the nonthermal distribution function, we have adopted a standard power-law distribution function of three parameters: the power index σ , minimum value γ_{min} , and maximum value γ_{max} of the distribution range. For the case $\gamma_{min} \gg 1$, we have found a scaling law in $P_1(s)$, where the peak position depends on $s - 2 \ln 2\gamma_{min}$, and the peak height depends only on the power index parameter σ .

We have calculated the spectral intensity function. For the case of high-energy photons of $x \gg 1$, we have found a scaling law in $dI(x)/d\tau$, where the function depends on a new variable $X = x/(4\gamma_{min}^2)$. The peak position and peak height depend only on the power index parameter σ . The γ_{min} -dependence of $dI(X)/d\tau$ is included in the variable X .

We have applied the present formalism to the observa-

tion of the spectral intensity function in the X-ray and gamma-ray energy regions. It has been found that the sensitivities of the observation in the X-ray and gamma-ray regions are $\gamma_{min}=500 \sim 3\times 10^3$ and $\gamma_{min}=16\times 10^3 \sim 95\times 10^3$, respectively.

Finally, we have studied the applicability of the power-law approximation used in the literature. In the case of $\gamma_{min} = 1 \times 10^3$, for example, the error of the power-law approximation is quite large in $\omega \sim O(1)$ keV region.

Acknowledgments

This work is financially supported in part by the Grant-in-Aid of Japanese Ministry of Education, Culture, Sports, Science, and Technology under the contract #21540277. We would like to thank our referee for valuable suggestions.

Appendix A: Comparison with Jones's Formalism

The double differential cross sections for extreme-relativistic electrons are given by Eqs. (38) and (40) of Jones's paper[6] as follows:

$$\frac{d^2 N}{dt d\alpha} = \frac{2\pi r_0^2 c}{\alpha_1 \gamma^2} \left[2q \ln q + (1+2q)(1-q) \right], \quad (A1)$$

$$\frac{d^2 N}{dt d\alpha} = \frac{\pi r_0^2 c}{2\alpha_1 \gamma^4} \left[(q' - 1) \left(1 + \frac{2}{q'} \right) - 2 \ln q' \right]. \quad (A2)$$

The variables in Eqs. (A1) and (A2) are related to the variables of the present paper as follows: $\sigma_T = 8\pi r_0^2/3$, $\alpha/\alpha_1 = e^{-s}$, $q = e^{-s}/4\gamma^2$, $q' = 4\gamma^2 e^{-s}$, $\alpha = \theta_{CMB} x$, where $\theta_{CMB} = k_B T_{CMB}/mc^2$. With these variables, Eqs. (A1) and (A2) are rewritten as follows:

$$\frac{d^2 N}{dt dx} = \frac{3\sigma_T c}{32\gamma^4} \frac{1}{x} e^{-3s} \left[-\frac{1}{\gamma^2} + 2e^s + 8\gamma^2 e^{2s} - 4(\lambda_\gamma + s) e^s \right], \quad (A3)$$

$$\frac{d^2 N}{dt dx} = \frac{3\sigma_T c}{32\gamma^4} \frac{1}{x} e^{-3s} \left[8\gamma^2 e^s + 2e^{2s} - 4(\lambda_\gamma - s) e^{2s} - \frac{1}{\gamma^2} e^{3s} \right]. \quad (A4)$$

Let us denote the photon distribution function in Jones's formalism as $n_J(\alpha_1)$. Then one has

$$\begin{aligned} n_J(\alpha_1) d\alpha_1 &= \frac{m_e^3}{\pi^2 (\hbar c)^3} \frac{\alpha_1^2}{e^{\alpha_1/\theta_{CMB}} - 1} d\alpha_1 \\ &= \frac{(k_B T_{CMB})^3}{\pi^2 (\hbar c)^3} x^3 e^{3s} n(e^s x) ds, \end{aligned} \quad (A5)$$

where $n(e^s x) = 1/(e^{e^s x} - 1)$. Averaging Eqs. (A3) and (A4) over the photon momentum with the distribution

function, one finally obtains

$$\int \frac{d^2 N}{dt dx} n_J(\alpha_1) d\alpha_1 = \frac{(k_B T_{CMB})^3}{\pi^2 (\hbar c)^3} \sigma_T c x^2 \times \int ds P_J(s, \gamma) n(e^s x), \quad (\text{A6})$$

where the redistribution function in Jones's formalism is given by

$$P_J(s, \gamma) = \frac{3}{32\gamma^4} \left[-\frac{1}{\gamma^2} + 2e^s + 8\gamma^2 e^{2s} - 4(\lambda_\gamma + s) e^s \right], \quad (\text{A7})$$

$$P_J(s, \gamma) = \frac{3}{32\gamma^4} \left[8\gamma^2 e^s + 2e^{2s} - 4(\lambda_\gamma - s) e^{2s} - \frac{1}{\gamma^2} e^{3s} \right]. \quad (\text{A8})$$

Comparing Eqs. (A7) and (A8) with Eqs. (30) and (31), respectively, one finds

$$P(s, \gamma) = P_J(s, \gamma), \quad (\text{A9})$$

which shows the equivalence of the two formalisms for extreme-relativistic electrons.

Appendix B: Derivation of Equations (57) and (58)

We assume $x \gg 1$ for the scattered photons, and $1 \ll \gamma_{min} \ll \gamma_{max}$ for the γ -parameters. Let us first solve Eq. (3). It can be rewritten as follows:

$$\begin{aligned} \frac{\partial n(x)}{\partial \tau} = & \int_{-2 \ln 2\gamma_{min}}^{2 \ln \gamma_{max}/\gamma_{min}} ds P_C \left(s, \frac{\gamma_{min}}{\gamma_{max}} \right) n \left(e^s 4\gamma_{min}^2 x \right) \\ & + \int_{-2 \ln \gamma_{max}/\gamma_{min}}^{2 \ln 2\gamma_{min}} ds P_{IC} \left(s, \frac{\gamma_{min}}{\gamma_{max}} \right) n \left(e^s \frac{x}{4\gamma_{min}^2} \right) \\ & - n(x). \end{aligned} \quad (\text{B1})$$

Then we introduce the following new functions:

$$\int_{-2 \ln 2\gamma_{min}}^{2 \ln 1/R} ds P_C(s, R) n(e^s 4\gamma_{min}^2 x) \equiv n_1(x) + n_2(x), \quad (\text{B2})$$

$$\int_{-2 \ln 1/R}^{2 \ln 2\gamma_{min}} ds P_{IC}(s, R) n \left(e^s \frac{x}{4\gamma_{min}^2} \right) \equiv n_3(x) + n_4(x), \quad (\text{B3})$$

where $R \equiv \gamma_{min}/\gamma_{max}$. In Eqs. (B2) and (B3), the functions $n_1(x)$, ..., $n_4(x)$ are expressed as follows:

$$n_1(x) = \int_{-2 \ln 2\gamma_{min}}^0 ds P_C(s, 0) n(e^s Y), \quad (\text{B4})$$

$$n_2(x) = \int_0^\infty ds P_C(s, 0) n(e^s Y), \quad (\text{B5})$$

$$n_3(x) = \int_{-\infty}^0 ds P_{IC}(s, 0) n(e^s X), \quad (\text{B6})$$

$$n_4(x) = \int_0^{2 \ln 2\gamma_{min}} ds P_{IC}(s, 0) n(e^s X). \quad (\text{B7})$$

In deriving Eqs. (B4)–(B7), we put $R = 0$ and used new variables:

$$X \equiv \frac{x}{4\gamma_{min}^2}, \quad (\text{B8})$$

$$Y \equiv 4\gamma_{min}^2 x. \quad (\text{B9})$$

Introducing $t = e^s Y$ into Eqs. (B4) and (B5) and $t = e^s X$ into Eqs. (B6) and (B7), and inserting the explicit forms of Eqs. (40)–(43), one obtains as follows:

$$\begin{aligned} n_1(x) = 3(\sigma - 1) \frac{1}{Y} \int_x^Y dt \left\{ -\frac{2}{\sigma + 5} \frac{t^2}{Y^2} \right. \\ \left. + \frac{1}{\sigma + 3} \left(\frac{\sigma - 1}{\sigma + 3} + 2 \ln \frac{t}{Y} \right) \frac{t}{Y} + \frac{1}{\sigma + 1} \right\} n(t), \end{aligned} \quad (\text{B10})$$

$$\begin{aligned} n_2(x) = \frac{6(\sigma - 1)(\sigma^2 + 4\sigma + 11)}{(\sigma + 1)(\sigma + 3)^2(\sigma + 5)} Y^{(\sigma - 1)/2} \\ \times \int_Y^\infty dt t^{-(\sigma + 1)/2} n(t), \end{aligned} \quad (\text{B11})$$

$$\begin{aligned} n_3(x) = \frac{6(\sigma - 1)(\sigma^2 + 4\sigma + 11)}{(\sigma + 1)(\sigma + 3)^2(\sigma + 5)} \frac{1}{x^3} \frac{1}{X^{(\sigma - 1)/2}} \\ \times \int_0^X dt t^{(\sigma + 3)/2} n(t), \end{aligned} \quad (\text{B12})$$

$$\begin{aligned} n_4(x) = 3(\sigma - 1) \frac{X^3}{x^3} \int_X^x \frac{dt}{t} \left\{ -\frac{2}{\sigma + 5} \right. \\ \left. + \frac{1}{\sigma + 3} \left(\frac{\sigma - 1}{\sigma + 3} - 2 \ln \frac{t}{X} \right) \frac{t}{X} + \frac{1}{\sigma + 1} \frac{t^2}{X^2} \right\} n(t). \end{aligned} \quad (\text{B13})$$

Now let us consider the CMB photon distribution function

$$n_0(t) = \frac{1}{e^t - 1} \quad (\text{B14})$$

for the initial distribution. Inserting Eq. (B14) into Eqs. (B10)–(B13), one has for $x \gg 1$

$$n_1(x) = 0, \quad (\text{B15})$$

$$n_2(x) = 0, \quad (\text{B16})$$

$$n_3(x) = \frac{6(\sigma-1)(\sigma^2+4\sigma+11)}{(\sigma+1)(\sigma+3)^2(\sigma+5)} \frac{1}{x^3} \frac{1}{X^{(\sigma-1)/2}} \times \int_0^X dt t^{(\sigma+3)/2} \frac{1}{e^t-1}, \quad (\text{B17})$$

$$n_4(x) = 3(\sigma-1) \frac{X^3}{x^3} \int_X^\infty \frac{dt}{t} \frac{1}{e^t-1} \left\{ -\frac{2}{\sigma+5} + \frac{1}{\sigma+3} \left(\frac{\sigma-1}{\sigma+3} - 2 \ln \frac{t}{X} \right) \frac{t}{X} + \frac{1}{\sigma+1} \frac{t^2}{X^2} \right\}. \quad (\text{B18})$$

The last term in Eq. (B1) can be safely neglected for $x \gg 1$. Therefore, one obtains

$$\frac{\partial n(x)}{\partial \tau} = n_3(x) + n_4(x). \quad (\text{B19})$$

One finally obtains

$$\frac{dn(X)}{d\tau} = \frac{1}{x^3} \left[3(\sigma-1)X^3 \int_X^\infty \frac{dt}{t} \frac{1}{e^t-1} \times \left\{ -\frac{2}{\sigma+5} + \frac{1}{\sigma+3} \left(\frac{\sigma-1}{\sigma+3} - 2 \ln \frac{t}{X} \right) \frac{t}{X} + \frac{1}{\sigma+1} \frac{t^2}{X^2} \right\} + \frac{6(\sigma-1)(\sigma^2+4\sigma+11)}{(\sigma+1)(\sigma+3)^2(\sigma+5)} \frac{1}{X^{(\sigma-1)/2}} \int_0^X dt \frac{t^{(\sigma+3)/2}}{e^t-1} \right]. \quad (\text{B20})$$

One can also solve Eq. (4) in a similar manner. It can be rewritten as follows:

$$\frac{\partial I(x)}{\partial \tau} = \int_{-2 \ln 2\gamma_{min}}^{2 \ln \gamma_{max}/\gamma_{min}} ds P_C \left(s, \frac{\gamma_{min}}{\gamma_{max}} \right) I \left(e^{-s} \frac{x}{4\gamma_{min}^2} \right) + \int_{-2 \ln \gamma_{max}/\gamma_{min}}^{2 \ln 2\gamma_{min}} ds P_{IC} \left(s, \frac{\gamma_{min}}{\gamma_{max}} \right) I \left(e^{-s} 4\gamma_{min}^2 x \right) - I(x). \quad (\text{B21})$$

Then we introduce the following new functions:

$$\int_{-2 \ln 2\gamma_{min}}^{2 \ln 1/R} ds P_C(s, R) I \left(e^{-s} \frac{x}{4\gamma_{min}^2} \right) \equiv I_1(x) + I_2(x), \quad (\text{B22})$$

$$\int_{-2 \ln 1/R}^{2 \ln 2\gamma_{min}} ds P_{IC}(s, R) I \left(e^{-s} 4\gamma_{min}^2 x \right) \equiv I_3(x) + I_4(x). \quad (\text{B23})$$

In Eqs. (B22) and (B23), the functions $I_1(x)$, ..., $I_4(x)$ are expressed as follows:

$$I_1(x) = \int_{-2 \ln 2\gamma_{min}}^0 ds P_C(s, 0) I(e^{-s} X), \quad (\text{B24})$$

$$I_2(x) = \int_0^\infty ds P_C(s, 0) I(e^{-s} X), \quad (\text{B25})$$

$$I_3(x) = \int_{-\infty}^0 ds P_{IC}(s, 0) I(e^{-s} Y), \quad (\text{B26})$$

$$I_4(x) = \int_0^{2 \ln 2\gamma_{min}} ds P_{IC}(s, 0) I(e^{-s} Y), \quad (\text{B27})$$

where we put $R = 0$ and used the variables X and Y . Introducing $t = e^{-s}X$ into Eqs. (B24) and (B25) and $t = e^{-s}Y$ into Eqs. (B26) and (B27), and inserting the explicit forms of Eqs. (40)–(43), one obtains as follows:

$$I_1(x) = 3(\sigma-1)X^3 \int_X^x \frac{dt}{t^4} \left\{ -\frac{2}{\sigma+5} + \frac{1}{\sigma+3} \left(\frac{\sigma-1}{\sigma+3} - 2 \ln \frac{t}{X} \right) \frac{t}{X} + \frac{1}{\sigma+1} \frac{t^2}{X^2} \right\} I(t), \quad (\text{B28})$$

$$I_2(x) = \frac{6(\sigma-1)(\sigma^2+4\sigma+11)}{(\sigma+1)(\sigma+3)^2(\sigma+5)} \frac{1}{X^{(\sigma-1)/2}} \times \int_0^X dt t^{(\sigma-3)/2} I(t), \quad (\text{B29})$$

$$I_3(x) = \frac{6(\sigma-1)(\sigma^2+4\sigma+11)}{(\sigma+1)(\sigma+3)^2(\sigma+5)} x^3 Y^{(\sigma-1)/2} \times \int_Y^\infty dt t^{-(\sigma+7)/2} I(t), \quad (\text{B30})$$

$$I_4(x) = 3(\sigma-1) \frac{x^3}{Y} \int_x^Y \frac{dt}{t^3} \left\{ -\frac{2}{\sigma+5} \frac{t^2}{Y^2} + \frac{1}{\sigma+3} \left(\frac{\sigma-1}{\sigma+3} + 2 \ln \frac{t}{Y} \right) \frac{t}{Y} + \frac{1}{\sigma+1} \right\} I(t). \quad (\text{B31})$$

Now let us consider the CMB photon distribution function

$$I_0(t) = I_0 t^3 n_0(t) \quad (\text{B32})$$

for the initial distribution, where $I_0 = (k_B T_{CMB})^3 / 2\pi^2$ and $n_0(t)$ is given by Eq. (B14). Inserting Eq. (B32) into Eqs. (B28)–(B31), one has for $x \gg 1$

$$I_1(x) = 3I_0(\sigma-1)X^3 \int_X^\infty \frac{dt}{t} \frac{1}{e^t-1} \left\{ -\frac{2}{\sigma+5} + \frac{1}{\sigma+3} \left(\frac{\sigma-1}{\sigma+3} - 2 \ln \frac{t}{X} \right) \frac{t}{X} + \frac{1}{\sigma+1} \frac{t^2}{X^2} \right\}, \quad (\text{B33})$$

$$I_2(x) = I_0 \frac{6(\sigma-1)(\sigma^2+4\sigma+11)}{(\sigma+1)(\sigma+3)^2(\sigma+5)} \frac{1}{X^{(\sigma-1)/2}} \times \int_0^X dt t^{(\sigma+3)/2} \frac{1}{e^t-1}, \quad (\text{B34})$$

$$I_3(x) = 0, \quad (\text{B35})$$

$$I_4(x) = 0. \quad (\text{B36})$$

The last term in Eq. (B21) can be safely neglected for $x \gg 1$. Therefore, one obtains

$$\frac{\partial I(x)}{\partial \tau} = I_1(x) + I_2(x). \quad (\text{B37})$$

One finally obtains

$$\begin{aligned} \frac{dI(X)}{d\tau} = & I_0 \left[3(\sigma - 1)X^3 \int_X^\infty \frac{dt}{t} \frac{1}{e^t - 1} \right. \\ & \times \left\{ -\frac{2}{\sigma + 5} + \frac{1}{\sigma + 3} \left(\frac{\sigma - 1}{\sigma + 3} - 2 \ln \frac{t}{X} \right) \frac{t}{X} + \frac{1}{\sigma + 1} \frac{t^2}{X^2} \right\} \\ & \left. + \frac{6(\sigma - 1)(\sigma^2 + 4\sigma + 11)}{(\sigma + 1)(\sigma + 3)^2(\sigma + 5)} \frac{1}{X^{(\sigma-1)/2}} \int_0^X dt \frac{t^{(\sigma+3)/2}}{e^t - 1} \right]. \end{aligned} \quad (\text{B38})$$

Comparing Eq. (B38) with Eq. (B20), one has the following relation:

$$\frac{dn(X)}{d\tau} = \frac{1}{I_0 x^3} \frac{dI(X)}{d\tau}, \quad (\text{B39})$$

$$= \frac{1}{64\gamma_{min}^6} \frac{1}{I_0 X^3} \frac{dI(X)}{d\tau}. \quad (\text{B40})$$

-
- [1] R. A. Sunyaev and Ya. B. Zeldovich, *Astrophys. Space Sci. Comments* **4**, 173 (1972).
[2] K. M. Blundell, A. C. Fabian, C. S. Crawford, M. C. Erund, and A. Celotti, *Astrophys. J.* **644**, L13 (2006).
[3] C. Sarazin, *Astrophys. J.* **520**, 529 (1999).
[4] M. G. Baring, D. C. Ellison, S. P. Reynolds, I. A. Grenier and P. Goret, *Astrophys. J.* **513**, 311 (1999).
[5] J. S. Lazendic, P. O. Slane, B. M. Gaensler, S. P. Reynolds, P. P. Plucinsky and J. P. Hughes, *Astrophys. J.* **602**, 271 (2004).
[6] F. C. Jones, *Phys. Rev.* **167**, 1159 (1968).
[7] G. Blumenthal and R. Gould, *Rev. of Mod. Phys.* **42**, 237 (1970).
[8] D. Fargion, R. V. Konoplich, and A. Salis, *Z. Phys.* **C74**, 571 (1997).
[9] S. Colafrancesco, *Mon. Not. R. Astronm. Soc.* **385**, 2041 (2008).
[10] S. Colafrancesco and P. Marchegiani, *Astron. Astrophys.* **502**, 711 (2009).
[11] O. Petruk, *Astron. Astrophys.* **499**, 643 (2009).
[12] E. L. Wright, *Astrophys. J.* **232**, 348 (1979).
[13] Y. Rephaeli, *Astrophys. J.* **445**, 33 (1995).
[14] A. Challinor and A. Lasenby, *Astrophys. J.* **499**, 1 (1998).
[15] N. Itoh, Y. Kohyama and S. Nozawa, *Astrophys. J.* **502**, 7 (1998).
[16] S. Nozawa and Y. Kohyama, *Phys. Rev.* **D79**, 083005 (2009).
[17] S. Nozawa, Y. Kohyama and N. Itoh, *Phys. Rev.* **D79**, 123007 (2009).
[18] G. B. Rybicki and A. P. Lightman, *Radiative Processes in Astrophysics*, John Wiley, New York (1979).
[19] A. C. Fabian, J. S. Sanders, C. S. Crawford and S. Etori, *Mon. Not. R. Astronm. Soc.* **341**, 729 (2003).
[20] M. C. Erlund, A. C. Fabian, Katherine M. Blundell, A. Celotti, and C. S. Crawford, *Mon. Not. R. Astronm. Soc.* **371**, 29 (2006).