

THE CRIRES SEARCH FOR PLANETS AROUND THE LOWEST-MASS STARS. II. NO GIANT PLANET ORBITING VB 10

JACOB L. BEAN^{2,7}, ANDREAS SEIFAHRT^{2,3}, HENRIK HARTMAN⁴, HAMPUS NILSSON⁴, ANSGAR REINERS^{2,8}, STEFAN DREIZLER²,
TODD J. HENRY⁵, & GÜNTER WIEDEMANN⁶,

Submitted to ApJ Letters

ABSTRACT

We present radial velocities of the very low-mass star VB 10 obtained over a time span of 0.61 yr as part of an ongoing search for planets around stars at the end of the main sequence. The radial velocities were measured from high-resolution near-infrared spectra obtained using the CRIRES instrument on the VLT with an ammonia gas cell. The typical internal precision of the measurements is 10 m s^{-1} . These data do not exhibit significant variability and are essentially constant at a level consistent with the measurement uncertainties. Therefore, we do not detect the radial velocity variations of VB 10 expected due to the presence of an orbiting giant planet similar to that recently proposed by Pravdo and Shaklan based on apparent astrometric perturbations. In addition, we do not confirm the $\sim 1 \text{ km s}^{-1}$ radial velocity variability of the star tentatively detected by Zapatero Osorio and colleagues with lower precision measurements. Our measurements rule out planets with $M_p > 3 M_{\text{Jup}}$ and the orbital period and inclination suggested by Pravdo and Shaklan at better than 5σ confidence. Planets with masses down to $1 M_{\text{Jup}}$ would need to have unusually large orbital eccentricities ($e > 0.7$) and be phased in a very specific way to have eluded detection with our data. We conclude that the planet detection claimed by Pravdo and Shaklan is spurious on the basis of these results. Although the outcome of this work is a non-detection, it illustrates the potential of using ammonia cell radial velocities to detect planets around very low-mass stars.

Subject headings: planetary systems, stars: individual: GJ 752B

1. INTRODUCTION

Very low-mass stars are an interesting sample of potential planet hosts. They are useful for probing the correlation between gas giant planet frequency and stellar mass (Endl et al. 2006; Johnson et al. 2007), are the most numerous stars in the Galaxy (Henry et al. 2006), and exhibit a larger dynamical response to orbiting planets and have closer-in habitable zones than higher-mass stars (Kasting et al. 1993). However, the search for planets around these stars is hindered by their extreme intrinsic faintness at visible wavelengths, and few sensitive searches for planets around them have been carried out.

Recently, Pravdo & Shaklan (2009, hereafter PS09) have claimed the first detection of a planet around a nearby, very low-mass star based on apparent periodic astrometric perturbations. The star is VB 10 and the planet candidate is a giant planet with a mass $M_p = 6.4 M_{\text{Jup}}$ and orbital period $P = 0.744 \text{ yr}$. This could also be the first astrometric discovery of an exoplanet.

We have been observing VB 10 as part of an ongoing

search for planets around the lowest-mass stars (i.e. $M_\star < 0.2 M_\odot$) using high-precision near-infrared (NIR) radial velocity measurements (Bean et al. 2009). The advantages of the NIR for radial velocity measurements are that it is possible to obtain high-resolution and high-signal-to-noise spectra of very low-mass stars in these wavelengths with current instruments, and also that the affect of activity induced “jitter” is potentially reduced relative to the visible (Reiners et al. 2009). We present here our radial velocity measurements of VB 10 obtained so far, and discuss them in the light of PS09’s claimed detection. Zapatero Osorio et al. (2009, hereafter Z09) have presented NIR radial velocities with a typical internal precision of 300 m s^{-1} that were obtained using NIRSPEC on Keck (McLean et al. 1998). These data exhibit variability on the level of $\sim 1 \text{ km s}^{-1}$, which would be consistent with the existence of a giant planet. Our radial velocity measurements, which are 30 times more precise than those in the Z09 study, also allow us to make a direct comparison to their results.

2. RADIAL VELOCITY MEASUREMENTS

We obtained spectroscopic observations of VB 10 for radial velocity measurements using the high-resolution NIR spectrograph CRIRES (Käufl et al. 2004), which is fed by the UT1 telescope of the Very Large Telescope (VLT) facility. As with all the measurements obtained as part of our CRIRES planet search, a glass cell filled with ammonia gas was placed in front of the spectrograph entrance to enable high-precision calibration of the instrument response during analysis of the data. We used a $0''.4$ slit for the VB 10 observations and recorded spectra in the CO bandhead region of the K -band ($\sim 2.3 \mu\text{m}$). This is a region in which late-type stars exhibit useful

Electronic address: bean@astro.physik.uni-goettingen.de

¹ Based on observations made with ESO Telescopes at the Paranal Observatories under program ID 182.C-0748

² Institut für Astrophysik, Georg-August-Universität, Friedrich-Hund-Platz 1, 37077 Göttingen, Germany

³ Department of Physics, University of California, One Shields Avenue, Davis, CA 95616, USA

⁴ Lund Observatory, Lund University, Box 43, 22100 Lund, Sweden

⁵ Department of Physics and Astronomy, Georgia State University, Atlanta, GA, 30302, USA

⁶ Hamburger Sternwarte, Gojenbergsweg 112, 21029 Hamburg, Germany

⁷ Marie Curie International Incoming Fellow

⁸ Emmy Noether Fellow

TABLE 1
RADIAL VELOCITIES OF VB 10

HJD - 2450000.0	RV (m s^{-1})
4919.89386	8.7 \pm 7.1
4922.92002	7.5 \pm 15.8
4996.79732	-15.4 \pm 5.8
4998.78129	3.8 \pm 10.4
4999.75673	-12.7 \pm 6.6
5000.78619	-3.1 \pm 7.2
5053.67793	13.3 \pm 11.8
5054.66721	19.9 \pm 7.5
5141.49203	2.2 \pm 12.5
5142.49130	7.6 \pm 15.5
5143.48948	11.8 \pm 10.0
5144.50118	-5.1 \pm 11.1

lines for radial velocity measurements and the ammonia cell also exhibits useful calibration lines.

Observations were obtained during 12 nights in four classical style runs between March and November 2009. Each visit consisted of a sequence (typically four) of 300 s exposures. The data were reduced and radial velocities were measured using the methods described by us in a previous paper (Bean et al. 2009). Our radial velocity measurement algorithm is an adaptation of the canonical gas cell technique described by Butler et al. (1996), and includes simultaneous modeling of the wavelength scale and instrument point spread function in each spectrum using the ammonia cell lines as a fiducial. We have previously demonstrated that our method can deliver long-term precisions of 5 m s^{-1} for late M dwarfs when applied to data obtained with CRIRES using the ammonia cell.

In the case of our VB 10 observations, the signal-to-noise ratios of the extracted 1d spectra are $\sim 100 \text{ pixel}^{-1}$. The expected photon-limited radial velocity precisions from these data are typically 13 m s^{-1} , including calibration uncertainty. The median of our estimated uncertainties on the radial velocity measurements is 22 m s^{-1} . Our estimated uncertainties are larger than the corresponding photon-limited precisions because our error estimation method also accounts for the imperfect spectrum modeling during the measurement process. Previous observations of radial velocity standard stars have shown that our adopted measurement uncertainties are reasonable (down to the long-term noise floor of $\sim 5 \text{ m s}^{-1}$), and we have found that the determined uncertainties for our method are usually a factor of 1.5 – 2.5 larger than the photon-limited precisions (Bean et al. 2009).

We normally combine the results obtained for spectra taken within a short time frame to give one velocity measurement. In this case, we binned all observations obtained over 2.5 hr intervals (4 – 16 individual measurements) to give the final data set used in this study because this is a short amount of time relative to the orbital period of the putative planet we aimed to detect. The resulting radial velocities are given in Table 1 and plotted in Figure 1. The typical uncertainty in the values is 10 m s^{-1} .

3. ANALYSIS

3.1. Comparison of models

The radial velocity measurements we have obtained exhibit an rms dispersion of 10.6 m s^{-1} around a constant value when binned over 2.5 h, which is consistent with

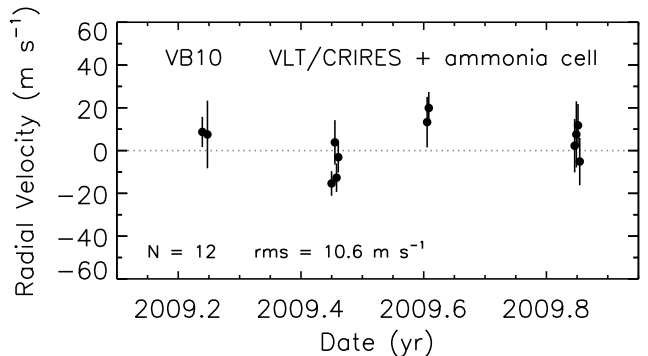


FIG. 1.— Radial velocities for VB 10 measured using CRIRES at the VLT with an ammonia gas cell. Multiple exposures taken within up to 2.5 h (typically 4) have been binned to give each point.

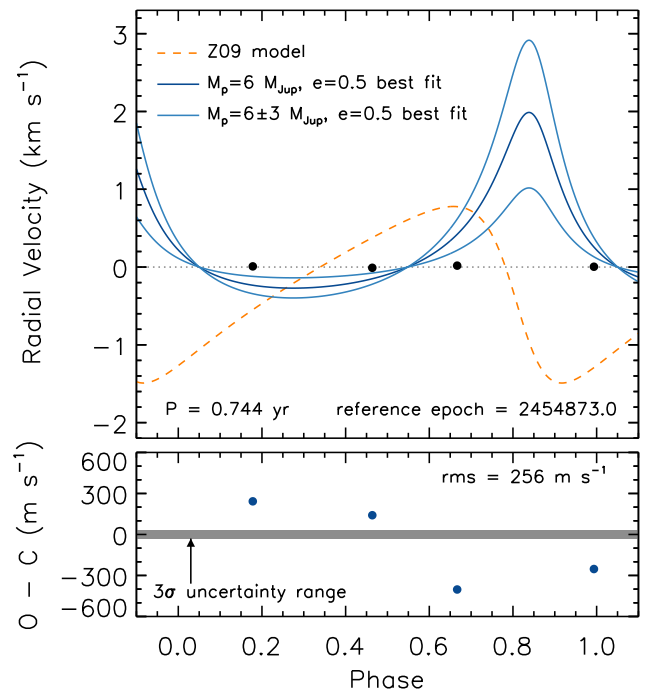


FIG. 2.— *Top* Measured radial velocities for VB 10 phased to the orbital period given by PS09 (points). The data are binned over each observing run for clarity and the error bars are smaller than the symbols. The dashed line gives the orbit model suggested by Z09 with the relative offset determined to give the best fit. The solid dark blue line gives the best fit to the data for a model with a $6 M_{\text{Jup}}$ planet on an orbit with $e=0.5$. The light blue solid lines give the best fit models for $3 M_{\text{Jup}}$ (smaller semi-amplitude) and $9 M_{\text{Jup}}$ (larger semi-amplitude) planets also with $e=0.5$. *Bottom* Residuals from the best fit $6 M_{\text{Jup}}$ planet model (points). The grey bar gives the range of values that would be consistent with three times the observed dispersion in the data ($\pm 32 \text{ m s}^{-1}$).

our estimated uncertainties. Therefore, we have not detected reflex orbital motion induced on VB 10 by an unseen companion. So the question becomes whether or not our data are inconsistent with the prediction of the existence of a giant planet from PS09, and the potential detection of radial velocity variability by Z09.

Our measured radial velocities are plotted along with some possible orbit models in Figure 2. The data span 82% of the orbital period (0.744 yr) suggested by PS09, in steps of ~ 0.25 phase units. Given that our uncertainties are roughly two orders of magnitude smaller than the semi-amplitude expected for a giant planet with an

orbital period of a few hundred days ($\gtrsim 1 \text{ km s}^{-1}$), it is likely that we would have detected significant changes in the star’s radial velocity over the time span the data were obtained if such a planet exists.

We emphasize that our measurements, like all other high-precision radial velocity measurements, are relative to an arbitrary scale. So we have determined a best fit constant offset for all the orbits shown in this paper. For all the analyses presented in this paper we have fixed the orbital period and inclination ($i = 96.9^\circ$) to the values given by PS09 because our aim is to assess their specific claim of a planet detection. The corresponding uncertainties in the period and inclination given by PS09 do not have a significant influence on the models relative to the precision of our data. We also assumed a mass for VB10 of $M_\star = 0.078 M_\odot$ to stay consistent with PS09.

The orbit model that was found by Z09 to give the best fit to both their NIRSPEC radial velocities and the PS09 astrometry is shown in Figure 2 for comparison with our data. The rms of the residuals of our data from this model with the relative offset optimized is 870 m s^{-1} . Therefore, the Z09 model is inconsistent with our measurements.

Some additional orbit models for planets with masses of 3, 6, and $9 M_{\text{Jup}}$ are shown in Figure 2. This range of masses roughly corresponds to the nominal value and upper and lower 1σ confidence limits determined by PS09. The time and location of periastron, and the eccentricity of the candidate planet detected by PS09 are not constrained by their astrometry data. For these example models we adopted a fixed eccentricity $e = 0.5$, and optimized the remaining parameters to give the best fit to the data (time of periastron, longitude of periastron, and radial velocity offset). As can be seen in the figure, the optimization of the unconstrained parameters leads to the orbital phases when the largest velocity variations are expected to be outside the times covered by our observations. However, the models do not fit the data even with these optimizations. The lower panel in Figure 2 shows the residuals from the $M_p = 6 M_{\text{Jup}}$ model. The rms of the residuals is 256 m s^{-1} , which is much larger than the observed dispersion in the data and the uncertainties in the individual measurements.

3.2. Limits to a giant planet

We conclude from the comparisons described above that it is unlikely that our radial velocity measurements are compatible with the presence of a giant planet around VB 10 with an orbital period of 0.744 yr and nearly edge-on orientation. Therefore, we were motivated to undertake a more specific and robust determination of what the data rule out. We did this by mapping the quality of orbit model fits to the data as a function of the possible parameters, and comparing the determined values to the fit quality of a model representing no radial velocity variations (i.e. a flat line). It can be seen from inspection of Figure 2 that higher eccentricity and lower mass planets could be more easily hidden in the data. So we mapped the fit quality as a function of possible planet mass and orbital eccentricity. We considered planet masses ranging from 0.5 to $15 M_{\text{Jup}}$, and eccentricity values ranging from 0.0 to 0.95 . We again fixed the period and inclination to those values given by PS09, and we marginalized over the unconstrained parameters at each grid point.

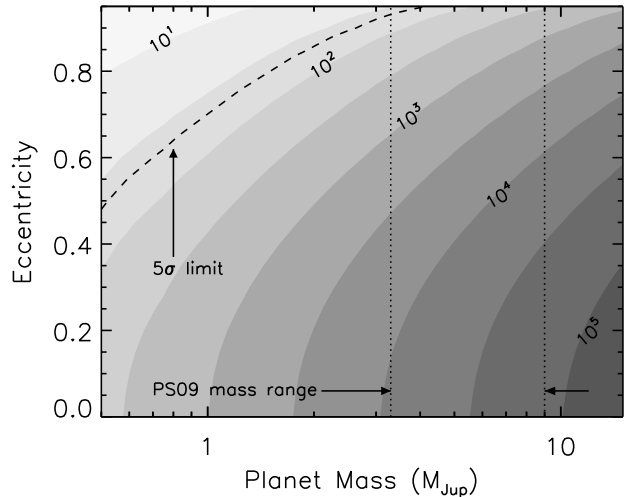


FIG. 3.— Map of the best fit χ^2 for a planet with $P = 0.744 \text{ yr}$ and $i = 96.9^\circ$. At each point in the map the time of periastron, longitude of periastron, and radial velocity offset were optimized to give the best fit. The 5σ upper limit is given by the dashed contour. The region to the lower right of this line is excluded by our data. The dotted lines delineate the 1σ confidence interval on the planet mass from PS09.

Figure 3 shows the obtained map of the fit χ^2 . For reference, the χ^2 for a fit of a flat line to the data is 23.1 with 11 degrees of freedom. This somewhat higher than expected χ^2 suggests that either VB 10 is exhibiting real radial velocity variability at the 10 m s^{-1} level, jitter arising from activity is affecting the measurements also at about the 10 m s^{-1} level, we have underestimated our uncertainties by about 50%, or some combination of these effects. At this point it is not critical to understand the origin of the additional variability in the radial velocity measurements because this investigation is focused on ruling out much larger variations.

The 5σ limit shown in Figure 3 corresponds to the boundary where the fit χ^2 increases by more than 25 from the χ^2 of the flat line fit to the data. Everything to the lower right of this line is ruled out at high confidence. We find that for all conceivable eccentricity values (i.e. $e < 0.95$) we can rule out planets with $M_p > 3 M_{\text{Jup}}$ and the orbital period and inclination suggested by PS09. This means that we can definitively rule out planets with masses in PS09’s given 1σ confidence interval (indicated by the dotted lines in Figure 3). All higher mass planets are also ruled out. At the lower range of possible planet masses the determined limit is dependent on the assumed eccentricity. For example, planet masses of $1 M_{\text{Jup}}$ and $0.5 M_{\text{Jup}}$ can only be ruled out for $e < 0.7$ and $e < 0.5$ respectively.

4. DISCUSSION

We have presented radial velocities for VB 10 that were obtained in the NIR using a new type of gas cell and that have a typical internal precision of 10 m s^{-1} . These data were obtained in four epochs over a time span of 0.61 yr. Our radial velocity measurements do not exhibit significant variability and are essentially constant at a level consistent with the measurement uncertainties. Therefore, we see no evidence for a giant planet orbiting VB 10 similar to that detected via apparent astrometric perturbations by PS09. In addition, we do not confirm the

$\sim 1 \text{ km s}^{-1}$ variability tentatively detected by Z09 using NIRSPEC radial velocity measurements that have a typical internal precision of 300 m s^{-1} . Our data are also inconsistent with the orbit model presented by Z09 as giving the best fit to the PS09 astrometry and their radial velocities. If we consider our radial velocity data alone, then we can rule out planets with $M_p > 3 M_{\text{Jup}}$ in the orbit suggested by PS09. Planets with masses down to $1 M_{\text{Jup}}$ would need to have unusually large orbital eccentricities and be phased in a particular way to not have caused highly significant variations in our measured radial velocities.

On the basis of our analysis we suggest that the planet detection claimed by PS09 is spurious. If further work verifies this result then it would still be the case that no planet has yet been discovered via astrometry, and that the current state-of-the-art for the astrometric study of exoplanets remains post priori detection and characterization of a few select planets that were first identified with the radial velocity method (e.g. Benedict et al. 2002). We note that obtaining astrometric measurements at the level of precision needed to detect exoplanets is notoriously difficult - especially from the ground as PS09 have attempted to do. There is a long history of claimed and later refuted astrometric exoplanet detections dating back to the famous case of the possible planet around Barnard's star, which was originally suggested based on 25 years of observations by van de Kamp (1963) but later refuted by Hershey (1973), Gatewood & Eichhorn (1973), and others. Furthermore, PS09 were not even the first to propose the existence of a sub-stellar companion to VB 10 based on apparent astrometric perturbations (Harrington et al. 1983). This candidate was later disproved by subsequent astrometric measurements (Monet et al. 1992; Harrington et al. 1993).

With regards to the possible radial velocity variations in VB 10 seen by Z09, we suggest their analysis could have been influenced by an important systematic effect. Of the five measurements presented by Z09, the one point in their data set that is inconsistent with a constant radial velocity (i.e. no variations possibly due to orbital motion) is also based on a spectrum that was taken with a different slit width than all the other data. Z09 did not use a deconvolution technique to account for changes in the spectrograph point spread function, so the velocity measured from this spectrum could have a different relative zero point compared to the other data. It is not clear

whether the different slit width would cause as large a discrepancy as they saw ($\sim 1 \text{ km s}^{-1}$), but it is good candidate for reconciling the difference between their measurements and ours.

Despite the negative result indicated by our data, we propose that there is a positive general result from this work. Namely, that we have demonstrated the power of NIR radial velocities obtained using CRILES at the VLT with our ammonia cell. Late-type M dwarfs are an interesting potential planet host sample, but they are also extremely challenging for the normal planet search methods due to their faintness. For example, VB 10 is one of the closest, and therefore brightest, stars with an estimated mass $< 0.1 M_{\odot}$, but it still has $V = 17.5$. This puts it far beyond the reach of high-precision radial velocity measurements in the visible with current instruments. However, late M dwarfs are reasonably bright in the NIR due to their extreme redness, and VB 10 has $K = 8.8$. By developing a technique for measuring high-precision NIR radial velocities, we have opened the door to a sensitive search for planets around stars at the very end of the main sequence and even beyond. The method is a valuable stand-alone tool, and also a complement to the ongoing astrometric planet searches targeting M dwarfs like the STEPS (Pravdo et al. 2004), CTIOPI (Henry et al. 2006), and Carnegie Astrometric Planet Search (Boss et al. 2009) programs. We are continuing to obtain radial velocity measurements for VB 10, and many other very low-mass stars to search for planets. The results from this work will help constrain the nature of planets around the most numerous stars in the Galaxy.

We thank the ESO staff for their assistance with our program. This work was partly supported by the DFG through grants GRK 1351 and RE 1664/4-1, and the BMBF through program 05A0GU2. J.L.B. acknowledges research funding from the European Commissions Seventh Framework Programme as an International Fellow (grant no. PIFF-GA-2009-234866). A.S. acknowledges financial support from the NSF under grant AST-0708074. H.H. acknowledges funding from the Swedish Research Council (VR). H.N. acknowledges the financial support from the Lund Laser Centre through a Linnaeus grant from the Swedish Research Council (VR). A.R. received support from the DFG as an Emmy Noether Fellow.

Facilities: VLT:Antu (CRILES)

REFERENCES

- Bean, J. L., Seifahrt, A., Hartman, H., Nilsson, H., Wiedemann, G., Reiners, A., Dreizler, S., & Henry, T. J. 2009, ApJ submitted, arXiv:0911.3148
- Benedict, G. F., et al. 2002, ApJ, 581, L115
- Boss, A. P., et al. 2009, PASP, 121, 1218
- Butler, R. P., Marcy, G. W., Williams, E., McCarthy, C., Dosanji, P., & Vogt, S. S. 1996, PASP, 108, 500
- Endl, M., Cochran, W. D., Kürster, M., Paulson, D. B., Wittenmyer, R. A., MacQueen, P. J., & Tull, R. G. 2006, ApJ, 649, 436
- Gatewood, G., & Eichhorn, H. 1973, AJ, 78, 769
- Harrington, R. S., Kallarakal, V. V., & Dahn, C. C. 1983, AJ, 88, 1038
- Harrington, R. S., et al. 1993, AJ, 105, 1571
- Henry, T. J., Jao, W., Subasavage, J. P., Beaulieu, T. D., Ianna, P. A., Costa, E., & Méndez, R. A. 2006, AJ, 132, 2360
- Hershey, J. L. 1973, AJ, 78, 421
- Johnson, J. A., Butler, R. P., Marcy, G. W., Fischer, D. A., Vogt, S. S., Wright, J. T., & Peek, K. M. G. 2007, ApJ, 670, 833
- Kasting, J. F., Whitmire, D. P., & Reynolds, R. T. 1993, Icarus, 101, 108
- Käufl, H.-U., et al. 2004, in SPIE Conference Series, ed. A. F. M. Moorwood & M. Iye, Vol. 5492, 1218–1227
- McLean, I. S., et al. 1998, in SPIE Conference Series, ed. A. M. Fowler, Vol. 3354, 566–578
- Monet, D. G., Dahn, C. C., Vrba, F. J., Harris, H. C., Pier, J. R., Luginbuhl, C. B., & Ables, H. D. 1992, AJ, 103, 638
- Pravdo, S. H., & Shaklan, S. B. 2009, ApJ, 700, 623, PS09
- Pravdo, S. H., Shaklan, S. B., Henry, T., & Benedict, G. F. 2004, ApJ, 617, 1323
- Reiners, A., Bean, J. L., Huber, K. F., Dreizler, S., Seifahrt, A., & Czesla, S. 2009, ApJ submitted, arXiv:0909.0002
- van de Kamp, P. 1963, AJ, 68, 515
- Zapatero Osorio, M. R., Martín, E. L., del Burgo, C., Deshpande, R., Rodler, F., & Montgomery, M. M. 2009, A&A, 505, L5, Z09