

Two-sample Bayesian nonparametric hypothesis testing

C. C. Holmes* F. Caron† J. E. Griffin‡ D. A. Stephens§

June 25, 2018

Abstract

In this article we describe Bayesian nonparametric procedures for two-sample hypothesis testing. Namely, given two sets of samples $\mathbf{y}^{(1)} \stackrel{\text{iid}}{\sim} F^{(1)}$ and $\mathbf{y}^{(2)} \stackrel{\text{iid}}{\sim} F^{(2)}$, with $F^{(1)}, F^{(2)}$ unknown, we wish to evaluate the evidence for the null hypothesis $H_0 : F^{(1)} \equiv F^{(2)}$ versus the alternative $H_1 : F^{(1)} \neq F^{(2)}$. Our method is based upon a nonparametric Polya tree prior centered either subjectively or using an empirical procedure. We show that the Polya tree prior leads to an analytic expression for the marginal likelihood under the two hypotheses and hence an explicit measure of the probability of the null $\Pr(H_0|\{\mathbf{y}^{(1)}, \mathbf{y}^{(2)}\})$.

1 Introduction

Nonparametric hypothesis testing is an important branch of statistics with wide applicability. For example we often wish to evaluate the evidence for systematic differences between real-valued responses under two different treatments without specifying an underlying distribution for the data. That is, given two sets of samples $\mathbf{y}^{(1)} \stackrel{\text{iid}}{\sim} F^{(1)}$ and $\mathbf{y}^{(2)} \stackrel{\text{iid}}{\sim} F^{(2)}$, with $F^{(1)}, F^{(2)}$ unknown, we wish to evaluate the evidence for the competing hypotheses

$$H_0 : F^{(1)} \equiv F^{(2)} \text{ versus } H_1 : F^{(1)} \neq F^{(2)}.$$

In this article we describe a nonparametric Bayesian procedure for this scenario. Our Bayesian method quantifies the weight of evidence in favour of H_0 in terms of an explicit probability measure $\Pr(H_0|\mathbf{y}^{(1,2)})$, where $\mathbf{y}^{(1,2)}$ denotes the pooled data $\mathbf{y}^{(1,2)} = \{\mathbf{y}^{(1)}, \mathbf{y}^{(2)}\}$. To perform the test we use a Polya tree prior [Lavine, 1992, Walker and Mallick, 1999] centered on some distribution G where under H_0 we have $F^{(1,2)} = F^{(1)} = F^{(2)}$ and under H_1 , $F^{(1)} \neq F^{(2)}$ are modelled as independent draws from the Polya tree prior. In this way we frame the test as a model comparison problem and evaluate the Bayes Factor for the two competing models. The Polya tree is a well known nonparametric prior distribution for random probability measures F on Ω where Ω denotes the domain of Y [Ferguson, 1974].

Bayesian nonparametrics is a fast developing discipline, but while there has been considerable interest in nonparametric inference there has somewhat surprisingly been little written on nonparametric hypothesis testing. Bayesian parametric hypothesis testing where $F^{(1)}$ and $F^{(2)}$ are of known form is well developed in the Bayesian literature, see e.g. Bernardo and Smith [2000], and most nonparametric work has concentrated on testing a parametric model versus a nonparametric alternative (the Goodness of Fit problem). Initial work on the Goodness of Fit problem [Florens et al., 1996, Carota and Parmigiani, 1996] used a Dirichlet process

*Department of Statistics and Oxford-Man Institute, University of Oxford, England

†INRIA Bordeaux Sud-Ouest and Institut de Mathématiques de Bordeaux, University of Bordeaux, France

‡School of Mathematics, Statistics and Actuarial Science, University of Kent, England

§Department of Mathematics and Statistics, McGill University, Canada

prior for the alternative distribution and compare to a parametric model. In this case, the nonparametric distributions will be almost surely discrete, and the Bayes factor will include a penalty term for ties. The method can lead to misleading results if the data is absolutely continuous, and has motivated the development of methods using nonparametric priors that guarantee almost surely continuous distributions. Dirichlet process mixture models are one such class. The calculation of Bayes factors for Dirichlet process-based models is discussed by Basu and Chib [2003]. Goodness of fit testing using mixtures of triangular distributions is given by McVinish et al. [2009]. An alternative form of prior, the Polya tree, was considered by Berger and Guglielmi [2001]. Simple conditions on the prior lead to absolutely continuous distributions. Berger and Guglielmi [2001] develops a default approach and considers its properties as a conditional frequentist method. Hanson [2006] discusses the use of Savage-Dickey density ratios to calculate Bayes factors in favour of the centering distribution (see also Branscum and Hanson [2008]). Consistency issues are discussed by Dass and Lee [2004] and McVinish et al. [2009]. There has been some work on testing the hypothesis that two distributions are the same; Dunson and Peddada [2008] consider hypothesis testing of stochastic ordering using restricted Dirichlet process mixtures, but their methods could be modified to allow two-sided hypotheses. They consider an interval null hypothesis and rely on Gibbs sampling for posterior computation. Pennell and Dunson [2008] develop a Mixture of Dependent Dirichlet Processes approach to testing changes in an ordered sequence of distributions using a tolerance measure. Bhattacharya and Dunson [2010] develop an approach for nonparametric Bayesian testing of differences between groups, with the data within each group constrained to lie on a compact metric space or Riemannian manifold.

The rest of the paper is as follows. In Section 2 we discuss the Polya tree prior and derive the marginal probability distributions that result. In Section 3 we describe our method and algorithm for calculating $\Pr(H_0|\mathbf{y}^{(1,2)})$ based on subjective priors. In Section 4 we discuss an empirical Bayes procedure where the Polya Tree priors are centered on the empirical cdf of the joint data. Section 5 concludes with a brief discussion.

2 Polya tree priors

Polya trees form a class of distributions for random probability measures F on some domain Ω [Lavine, 1992, Mauldin et al., 1992, Lavine, 1994]. Consider a recursive dyadic (binary) partition of Ω into disjoint measurable sets. Denote the k th level of the partition $\{B_j^{(k)}, j = 1, \dots, 2^k\}$, where $B_i^{(k)} \cup B_j^{(k)} = \emptyset$ for all $i \neq j$. The recursive partition is constructed such that $B_j^{(k)} \equiv B_{2j}^{(k+1)} \cup B_{2j+1}^{(k+1)}$ for $k = 1, 2, \dots, j = 1, \dots, 2^k$. Figure 1 illustrates a bifurcating tree navigating the partition down to level three for $\Omega = [0, 1)$. It will be convenient to index the partition elements using base 2 subscript and drop the superscript so that, for example, B_{000} indicates the first set in level 3, B_{0011} the fourth set in level 4 and so on.

To define a random measure on Ω we construct random measures on the sets B_j . It is instructive to imagine a particle cascading down through the tree such that at the j th junction the probability of turning left or right is θ_j and $(1 - \theta_j)$ respectively. In addition we consider θ_j to be a random variable with some appropriate distribution $\theta_j \sim \pi_j$. The sample path of the particle down to level k will be recorded in a vector $\epsilon_k = \{\epsilon_{k1}, \epsilon_{k2}, \dots, \epsilon_{kk}\}$ with elements $\epsilon_{ki} \in \{0, 1\}$, such that $\epsilon_{ki} = 0$ if the particle went left at level i , $\epsilon_{ki} = 1$ if it went right. Hence B_{ϵ_k} denotes which partition the particle belongs to at level k . Given a set of θ_j s it is clear that the probability of the particle falling into the set B_{ϵ_k} is just

$$P(B_{\epsilon_k}) = \prod_{i=1}^k (\theta_{\epsilon_i})^{(1-\epsilon_{ii})} (1 - \theta_{\epsilon_i})^{\epsilon_{ii}},$$

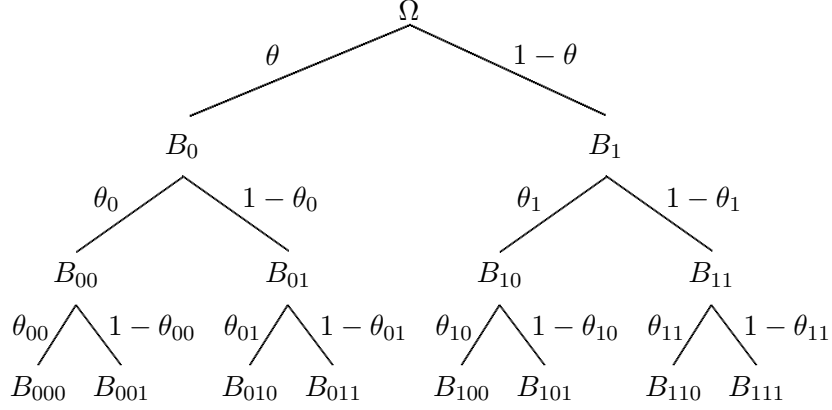


Figure 1: Construction of a Polya tree distribution. Each of the θ_{ϵ_m} is independently drawn from $Beta(\alpha_{\epsilon_m 0}, \alpha_{\epsilon_m 1})$. Adapted from Ferguson [1974]

which is just the product of the probabilities of falling left or right at each junction that the particle passes through. This defines a random measure on the partitioning sets.

Let Π denote the collection of sets $\{B_0, B_1, B_{00}, \dots\}$ and let \mathcal{A} denote the collection of parameters that determine the distribution at each junction, $\mathcal{A} = (\alpha_{00}, \alpha_{01}, \alpha_{000}, \dots)$.

Definition 2.1 *Lavine [1992]*

A random probability measure F on Ω is said to have a Polya tree distribution, or a Polya tree prior, with parameters (Π, \mathcal{A}) , written $F \sim PT(\Pi, \mathcal{A})$, if there exists nonnegative numbers $\mathcal{A} = (\alpha_0, \alpha_1, \alpha_{00}, \dots)$ and random variables $\Theta = (\theta_0, \theta_1, \theta_{00}, \dots)$ such that the following hold:

1. the random variables in Θ are mutually independent;
2. for every ϵ_k , $\theta_{\epsilon_k} \sim Be(\alpha_{\epsilon_k 0}, \alpha_{\epsilon_k 1})$;
3. for every $k = 1, 2, \dots$ and every $\epsilon_1, \epsilon_2, \dots$,

$$F(B_{\epsilon_k | \Theta}) = \prod_{i=1}^k (\theta_{\epsilon_i})^{(1-\epsilon_{ii})} (1 - \theta_{\epsilon_i})^{\epsilon_{ii}}, \quad (1)$$

A random probability measure $F \sim PT(\Pi, \mathcal{A})$ is realized by sampling the θ_j s from the Beta distributions. Θ is countably infinite as the tree extends indefinitely, and hence for most practical applications the tree is specified only to a depth m . Lavine [1994] refers to this as a “partially specified” Polya tree. It is worth noting that we will not need to make this truncation in what follows: our test will be fully specified with analytic expressions for the marginal likelihood.

By defining Π and \mathcal{A} , the Polya tree can be centered on some chosen distribution G so that $E[F] = G$ where $F \sim PT(\Pi, \mathcal{A})$. Perhaps the simplest way to achieve this is to place the partitions in Π at the quantiles of G and then set $\alpha_{\epsilon_j 0} = \alpha_{\epsilon_j 1}$ for all j [Lavine, 1992]. For $\Omega \equiv \mathbb{R}$ this leads to $B_0 = (-\infty, G^{-1}(0.5))$, $B_1 = [G^{-1}(0.5), \infty)$ and, at level k ,

$$B_{\epsilon_j} = [G^{-1}\{(j^* - 1)/2^k\}, G^{-1}(j^*/2^k)), \quad (2)$$

where j^* is the decimal representation of the binary number ϵ_j .

It is usual to set the α 's to be constant in a level $\alpha_{\epsilon_m 0} = \alpha_{\epsilon_m 1} = c_m$ for some constant c_m . The setting of c_m governs the underlying continuity of the resulting F 's. For example,

setting $c_m = cm^2$, $c > 0$, implies that F is absolutely continuous with probability 1 while $c_m = c/2^m$ defines a Dirichlet process which makes F discrete with probability 1 [Lavine, 1992, Ferguson, 1974]. We will follow the approach of Walker and Mallick [1999] and define $c_m = cm^2$. The choice of c is discussed in Section 3.

2.1 Conditioning and marginal likelihood

An attractive feature of the Polya tree prior is the ease with which we can condition on data. Polya trees exhibit conjugacy: given a Polya tree prior $F \sim PT(\Pi, \mathcal{A})$ and data \mathbf{y} drawn independently from F , then *a posteriori* F also has a Polya tree distribution, $F|\mathbf{y} \sim PT(\Pi, \mathcal{A}^*)$ where \mathcal{A}^* is the set of updated parameters, $\mathcal{A}^* = \{\alpha_{00}^*, \alpha_{01}^*, \alpha_{100}^*, \dots\}$

$$\alpha_{\epsilon_i}^*|\mathbf{y} = \alpha_{\epsilon_i} + n_{\epsilon_i}, \quad (3)$$

where n_{ϵ_i} denotes the number of observations in \mathbf{y} that lie in the partition B_{ϵ_i} . The corresponding random variables θ_j^* are therefore distributed *a posteriori* as

$$\theta_j^*|\mathbf{y} = Be(\alpha_{j0} + n_{j0}, \alpha_{j1} + n_{j1}) \quad (4)$$

where n_{j0} and n_{j1} are the numbers of observations falling left and right at the junction in the tree indicated by j . This conjugacy allows for a straightforward calculation of the marginal likelihood for any set of observations. *A priori* we see,

$$\Pr(\mathbf{y}|\Theta, \Pi, \mathcal{A}) = \prod_j \theta_j^{n_{j0}} (1 - \theta_j)^{n_{j1}} \quad (5)$$

where $\theta_j|\mathcal{A} \sim Be(\alpha_{j0}, \alpha_{j1})$ and where the product in (5) is over the set of all partitions, $j \in \{0, 1, 00, \dots\}$, though clearly for many partitions we have $n_{j0} = n_{j1} = 0$. Equation (5) has the form of a product of independent Binomial-Beta trials hence the marginal likelihood is,

$$\Pr(\mathbf{y}|\Pi, \mathcal{A}) = \prod_j \left(\frac{\Gamma(\alpha_{j0} + \alpha_{j1})}{\Gamma(\alpha_{j0})\Gamma(\alpha_{j1})} \frac{\Gamma(\alpha_{j0} + n_{j0})\Gamma(\alpha_{j1} + n_{j1})}{\Gamma(\alpha_{j0} + n_{j0} + \alpha_{j1} + n_{j1})} \right). \quad (6)$$

where $j \in \{0, 1, 00, \dots\}$. This marginal probability will form the basis of our test for H_0 which we describe in the next section.

3 A procedure for subjective Bayesian nonparametric hypothesis testing

We are interested in providing a weight of evidence in favour of H_0 given the observed data. From Bayes theorem,

$$\Pr(H_0|\mathbf{y}^{(1,2)}) \propto \Pr(\mathbf{y}^{(1,2)}|H_0)\Pr(H_0). \quad (7)$$

Under the null hypothesis H_0 , $\mathbf{y}^{(1)}$ and $\mathbf{y}^{(2)}$ are samples from some common distribution $F^{(1,2)}$ with $F^{(1,2)}$ unknown. We specify our uncertainty in $F^{(1,2)}$ via a Polyá tree prior, $F^{(1,2)} \sim PT(\Pi, \mathcal{A})$. Under H_1 , we assume $\mathbf{y}^{(1)} \sim F^{(1)}$, $\mathbf{y}^{(2)} \sim F^{(2)}$ with $F^{(1)}, F^{(2)}$ unknown. Again we adopt a Polya tree prior for $F^{(1)}$ and $F^{(2)}$ with the same prior parameterization as for $F^{(1,2)}$ so that

$$F^{(1)}, F^{(2)}, F^{(1,2)} \stackrel{\text{iid}}{\sim} PT(\Pi, \mathcal{A}) \quad (8)$$

The logic for adopting a common prior distribution is that we regard the F s as random draws from some universe of distributions that we describe probabilistically through the Polya tree

distribution. Π is constructed from the quantiles of some *a priori* centering distribution. Following the approach of Walker and Mallick [1999], Mallick and Walker [2003] we take common values for the α_j s at each level as $\alpha_{j0} = \alpha_{j1} = m^2$ for in α parameter at level m .

The posterior odds on H_0 is

$$\frac{\Pr(H_0|\mathbf{y}^{(1,2)})}{\Pr(H_1|\mathbf{y}^{(1)},\mathbf{y}^{(2)})} = \frac{\Pr(\mathbf{y}^{(1,2)}|H_0)}{\Pr(\mathbf{y}^{(1)},\mathbf{y}^{(2)}|H_1)} \frac{\Pr(H_0)}{\Pr(H_1)} \quad (9)$$

where the first term is just the ratio of marginal likelihoods, the Bayes Factor, which from (6) and conditional on our specification of Π and \mathcal{A} , is

$$\frac{P(\mathbf{y}^{(1,2)}|H_0)}{P(\mathbf{y}^{(1)},\mathbf{y}^{(2)}|H_1)} = \prod_j b_j \quad (10)$$

where

$$b_j = \frac{\Gamma(\alpha_{j0})\Gamma(\alpha_{j1})}{\Gamma(\alpha_{j0} + \alpha_{j1})} \frac{\Gamma(\alpha_{j0} + n_{j0}^{(1)} + n_{j0}^{(2)})\Gamma(\alpha_{j1} + n_{j1}^{(1)} + n_{j1}^{(2)})}{\Gamma(\alpha_{j0} + n_{j0}^{(1)} + n_{j0}^{(2)} + \alpha_{j1} + n_{j1}^{(1)} + n_{j1}^{(2)})} \\ \times \frac{\Gamma(\alpha_{j0} + n_{j0}^{(1)} + \alpha_{j1} + n_{j1}^{(1)})}{\Gamma(\alpha_{j0} + n_{j0}^{(1)})\Gamma(\alpha_{j1} + n_{j1}^{(1)})} \frac{\Gamma(\alpha_{j0} + n_{j0}^{(2)} + \alpha_{j1} + n_{j1}^{(2)})}{\Gamma(\alpha_{j0} + n_{j0}^{(2)})\Gamma(\alpha_{j1} + n_{j1}^{(2)})}$$

and the product in (10) is over all partitions, $j \in \{0, 1, 00, \dots\}$, $n_{j0}^{(1)}$ and $n_{j1}^{(1)}$ represent the numbers of observations in $\mathbf{y}^{(1)}$ falling right and left at each junction and $n_{j0}^{(2)}$ and $n_{j1}^{(2)}$ are the equivalent quantities for $\mathbf{y}^{(2)}$. We can see from (10) that the overall Bayes Factor has the form of a product of Beta-Binomial tests at each junction in the tree to be interpreted as “does the data support one θ_j or two, $\{\theta_j^{(1)}, \theta_j^{(2)}\}$, in order to model the distribution of the observations going left and right at each junction?”, where for each j , $\theta_j \sim \text{Beta}(\alpha_j, \alpha_j)$. The product in (10) is defined over the infinite set of partitions. However, for each branch, terms for which $\{n_{j0}^{(1)}, n_{j1}^{(1)}\}$ or $\{n_{j0}^{(2)}, n_{j1}^{(2)}\}$ are zero cancel, and hence to calculate (10) for the infinite partition structure we just have to multiply terms from junctions which contain at least some data from the two sets of samples. Hence, we only need specify Π to the quantile level where partitions contain observations from both samples. Note also that in the complete absence of data (that is, when $n_{j0}^{(1)} + n_{j0}^{(2)} = n_{j1}^{(1)} + n_{j1}^{(2)} = 0$)

$$b_j = \frac{\Gamma(\alpha_{j0})\Gamma(\alpha_{j1})}{\Gamma(\alpha_{j0} + \alpha_{j1})} \frac{\Gamma(\alpha_{j0})\Gamma(\alpha_{j1})}{\Gamma(\alpha_{j0} + \alpha_{j1})} \frac{\Gamma(\alpha_{j0} + \alpha_{j1})}{\Gamma(\alpha_{j0})\Gamma(\alpha_{j1})} \frac{\Gamma(\alpha_{j0} + \alpha_{j1})}{\Gamma(\alpha_{j0})\Gamma(\alpha_{j1})} = 1.$$

for all j , so the Bayes Factor is 1.

Our algorithm is as follows:

3.1 Prior specification

The Bayesian procedure requires the specification of $\{\Pi, \mathcal{A}\}$ in the Polya tree. While there are good guidelines for setting \mathcal{A} the setting of Π is more problem specific, and the results will be quite sensitive to this choice. Our current, default, guideline is to first standardise the joint data $\mathbf{y}^{(1,2)}$ with the median and interquantile range of $\mathbf{y}^{(1,2)}$ and then set the partition on the quantiles of a standard normal density, $\Pi = \Phi(\cdot)^{-1}$. We have found this to work well as a default in most situations, though of course the reader is encourage to set Π according to their subjective beliefs.

In our algorithm, parameter c is treated as a fixed hyperparameter. Under H_1 , c determines the *a priori* expected distance between the two distributions $F^{(1)}$ and $F^{(2)}$, which are

Algorithm 1 Bayesian nonparametric test

1. Fix the binary tree on the quantiles of some centering distribution G .
 2. For level $m = 1, 2, \dots$, for each j set $\alpha_j = cm^2$ for some c .
 3. Add the log of the contributions of terms in (10) for each junction in the tree that have non-zero numbers of observations in $\mathbf{y}^{(1,2)}$ going both right and left.
 4. Report $\Pr(H_0|\mathbf{y}^{(1,2)})$ as $\Pr(H_0|\mathbf{y}^{(1,2)}) = \frac{1}{1+\exp(-LOR)}$, where LOR denotes the log odd ratio calculated at step 3.
-

presumed independently drawn from $PT(\Pi, \mathcal{A})$; this distance diminishes as c increases. This hyperparameter is a necessary component of our Bayesian specification. As we demonstrate in section 3.2, our subjective procedure is consistent under null and alternative hypotheses irrespective of the choice of c . However, c does have an impact on finite sample properties, that is, the finite sample posterior probabilities. This is always the case for Bayesian model selection/hypothesis testing based on the marginal likelihood, which is effectively a measure of how well the prior predicts the observed data, and not a feature restricted to our nonparametric procedure. In section 5 we provide some guidelines on the sensitivity of the testing procedure to the value of this parameter, and discuss empirical Bayes estimation of c .

3.2 Consistency

Conditions for the consistency of the procedure under the null hypothesis and alternative hypothesis are developed in the theorems of this section. Let $n = n_\emptyset^{(1)} + n_\emptyset^{(2)}$ be the total sample size for both samples. Let $l(\varepsilon)$ be the length of the vector ε . This also indicates that B_ε forms part of the partition at level $l(\varepsilon)$, and in our construction there are $2^{l(\varepsilon)}$ partition elements at level $l(\varepsilon)$.

First, assume H_0 is true and let F_0 denote the true distribution. Let

$$M_k = \min\{F_0(B_\varepsilon) \mid \text{for all } B_\varepsilon \text{ such that } l(\varepsilon) = k\},$$

denote is the smallest measure on a set in the k -th level of the partition under F_0 . For large n , let $\kappa_n = \max\{k \mid M_k \geq N_0/n\}$ be the lowest level whose value of M_k is greater than N_0/n , for some large and fixed number N_0 . This ensures that in expectation and with probability converging to 1, at least N_0 samples fall in any set B_ε where $l(\varepsilon) \leq \kappa_n$. For example, if the partition Π is centered on F_0 , then $\kappa_n = \lfloor \log_2(n/N_0) \rfloor$. We write the Bayes factor in (9) to depend explicitly on the sample size n and truncate the Polya tree at level κ_n so that now

$$BF_n = \prod_{\{j \mid l(j) \leq \kappa_n\}} b_j^{(n)}.$$

Of course, κ_n can be set arbitrarily large. To prove consistency under H_0 , it is sufficient to show that

$$\lim_{n \rightarrow \infty} \log BF_n = \infty$$

as $n \rightarrow \infty$ if both samples are drawn from the same distribution.

Theorem 3.1 *Suppose that the limiting proportion of observations in the first sample exists and is β_\emptyset :*

$$\beta_\emptyset = \lim_{n \rightarrow \infty} \frac{n_\emptyset^{(1)}}{n_\emptyset^{(1)} + n_\emptyset^{(2)}}. \quad (11)$$

If $0 < \beta_0 < 1$ then, under H_0 ,

$$\lim_{n \rightarrow \infty} \log BF_n = \infty$$

and the test defined by Algorithm 1, truncated at level κ_n , is consistent under the null.

Proof. See Appendix. ■

To give conditions for consistency under H_1 , it is useful to define

$$A_n = \left\{ B_\epsilon \left| \frac{F^{(1)}(B_{\epsilon 0})}{F^{(1)}(B_\epsilon)} = \frac{F^{(2)}(B_{\epsilon 0})}{F^{(2)}(B_\epsilon)} \text{ and } l(\epsilon) \leq \kappa_n \text{ and } F^{(1)}(B_\epsilon)F^{(2)}(B_\epsilon) > 0 \right. \right\}$$

which are the sets in the first $l(\epsilon)$ levels of the partition for which the relative measure is the same under the distributions for sample 1 and sample 2 and

$$D_n = \left\{ B_\epsilon \left| \frac{F^{(1)}(B_{\epsilon 0})}{F^{(1)}(B_\epsilon)} \neq \frac{F^{(2)}(B_{\epsilon 0})}{F^{(2)}(B_\epsilon)} \text{ and } l(\epsilon) \leq \kappa_n \text{ and } F^{(1)}(B_\epsilon)F^{(2)}(B_\epsilon) > 0 \right. \right\}$$

which are the sets where the relative measures for sample 1 and sample 2 are different.

Theorem 3.2 Assume that $0 < \beta_0 < 1$. Let a_n be the cardinality of A_n and b_n be the cardinality of B_n . Then

$$\lim_{n \rightarrow \infty} BF_n = 0$$

if $b(n)/a(n)$ increases at a rate larger than $\log n^{1/2}/n$, and the test defined by Algorithm 1, truncated at level κ_n , is consistent under the alternative.

Proof. See Appendix. ■

3.3 Simulations

To examine the operating performance of the method we consider the following experiments designed to explore various canonical departures from the null.

- a) Mean shift: $Y^{(1)} \sim \mathcal{N}(0, 1)$, $Y^{(2)} \sim \mathcal{N}(\theta, 1)$, $\theta = 0, \dots, 3$.
- b) Variance shift: $Y^{(1)} \sim \mathcal{N}(0, 1)$, $Y^{(2)} \sim \mathcal{N}(0, \theta^2)$, $\theta = 1, \dots, 3$.
- c) Mixture: $Y^{(1)} \sim \mathcal{N}(0, 1)$, $Y^{(2)} \sim \frac{1}{2}\mathcal{N}(\theta, 1) + \frac{1}{2}\mathcal{N}(-\theta, 1)$, $\theta = 0, \dots, 3$.
- d) Tails: $Y^{(1)} \sim \mathcal{N}(0, 1)$, $Y^{(2)} \sim t(\theta^{-1})$, $\theta = 10^{-3}, \dots, 10$.
- e) Lognormal mean shift: $\log Y^{(1)} \sim \mathcal{N}(0, 1)$, $\log Y^{(2)} \sim \mathcal{N}(\theta, 1)$, $\theta = 0, \dots, 3$.
- f) Lognormal variance shift: $\log Y^{(1)} \sim \mathcal{N}(0, 1)$, $\log Y^{(2)} \sim \mathcal{N}(0, \theta^2)$, $\theta = 1, \dots, 3$.

The default mean distribution $F_0^{(1,2)} = \mathcal{N}(0, 1)$ was used in the Polya tree to construct the partition Π and $\alpha = m^2$. Data are standardized. Comparisons are performed with $n_0 = n_1 = 50$ against the two-sample Kolmogorov-Smirnov and Wilcoxon rank test. To compare the models we explore the “power to detect the alternative”. As a test statistic for the Bayesian model we simulate data under the null and then take the empirical 0.95 quantile of the distribution of Bayes Factors as a threshold to declare H_1 . This is known as “the Bayes, non-Bayes compromise” by Good [1992]. Results are reported in Figure 2. As a

general rule we can see that the KS test is more sensitive to changes in central location while the Bayes test is more sensitive to changes to tails or higher moments.

The dyadic partition structure of the Polya Tree allows us to breakdown the contribution to the Bayes Factor by levels. That is, we can explore the contribution, in the log of equation (10), by level. This is shown in Figure 3 as boxplots of the distribution of log BF statistics across the levels for the simulations generated for Figure 2. This is a strength of the Polya tree test in that it provides a qualitative and quantitative decomposition of the contribution to the evidence against the null from differing levels of the tree.

4 A conditional procedure

The Bayesian procedure above requires the subjective specification of the partition structure Π . This subjective setting may make some users uneasy regarding the sensitivity to specification. Moreover, we have seen for certain tests under H_1 the subjective test performs poorly. In this section we explore an empirical procedure whereby the partition Π is centered on the data via the empirical cdf of the joint data $\hat{\Pi} = [\hat{F}^{(1,2)}]^{-1}$.

Let $\hat{\Pi}$ be the partition constructed with the quantiles of the empirical distribution $\hat{F}^{(1,2)}$ of $\mathbf{y}^{(1,2)}$. Under H_0 , there are now no free parameters and only one degree of freedom in the random variables $\{n_{j0}^{(1)}, n_{j1}^{(1)}, n_{j0}^{(2)}, n_{j1}^{(2)}\}$ as conditional on the partition centered on the empirical cdf of the joint, once one of variables has been specified the others are then known. We consider, arbitrarily, the marginal distribution of $\{n_{j0}^{(1)}\}$ which is now a product of hypergeometric distributions (we only consider levels where $n_j^{(1,2)} > 1$)

$$\Pr(\{n_{j0}^{(1)}\} | H_0, \hat{\Pi}, \mathcal{A}) \propto \prod_j \binom{n_j^{(1)}}{n_{j0}^{(1)}} \binom{n_j^{(1,2)} - n_j^{(1)}}{n_{j0}^{(1)} - n_{j0}^{(1)}} / \binom{n_j^{(1,2)}}{n_{j0}^{(1,2)}} \quad (12)$$

$$= \prod_j HG(n_{j0}^{(1)}; n_j^{(1,2)}, n_j^{(1)}, n_{j0}^{(1,2)}) \quad (13)$$

if $\max(0, n_{j0}^{(1,2)} + n_j^{(1)} - n_j^{(1,2)}) \leq n_{j0}^{(1)} \leq \min(n_j^{(1)}, n_{j0}^{(1,2)})$, and zero otherwise.

Under H_1 , the marginal distribution of $\{n_{j0}^{(1)}\}$ is a product of the conditional distribution of independent binomial variates, conditional on their sum,

$$\Pr(\{n_{j0}^{(1)}\} | H_1, \hat{\Pi}, \mathcal{A}) \propto \prod_j \frac{g(n_{j0}^{(1)}; n_j^{(1,2)}, n_j^{(1)}, n_{j0}^{(1,2)}, \theta_j^{(1)}, \theta_j^{(2)})}{\sum_x g(x; n_j^{(1,2)}, n_j^{(1)}, n_{j0}^{(1,2)}, \theta_j^{(1)}, \theta_j^{(2)})} \quad (14)$$

if $\max(0, n_{j0}^{(1,2)} + n_j^{(1)} - n_j^{(1,2)}) \leq n_{j0}^{(1)} \leq \min(n_j^{(1)}, n_{j0}^{(1,2)})$, zero otherwise, and where

$$g(n_{j0}^{(1)}; n_j^{(1,2)}, n_j^{(1)}, n_{j0}^{(1,2)}, \theta_j^{(1)}, \theta_j^{(2)}) = \text{Bin}(n_{j0}^{(1)}; n_j^{(1)}, \theta_j^{(1)}) \times \dots \\ \text{Bin}(n_{j0}^{(1,2)} - n_{j0}^{(1)}; n_j^{(1,2)} - n_j^{(1)}, \theta_j^{(2)})$$

and

$$\theta_j^{(1)} | \mathcal{A} \sim \text{Be}(\alpha_{j0}, \alpha_{j1}) \quad \theta_j^{(2)} | \mathcal{A} \sim \text{Be}(\alpha_{j0}, \alpha_{j1})$$

Now, consider the odds ratio $\omega_j = \frac{\theta_j^{(1)}(1 - \theta_j^{(2)})}{\theta_j^{(2)}(1 - \theta_j^{(1)})}$ and let

$$EHG(n_{j0}^{(1)}; n_j^{(1,2)}, n_j^{(1)}, n_{j0}^{(1,2)}, \omega_j) = \frac{g(n_{j0}^{(1)}; n_j^{(1,2)}, n_j^{(1)}, n_{j0}^{(1,2)}, \theta_j^{(1)}, \theta_j^{(2)})}{\sum_x g(x; n_j^{(1,2)}, n_j^{(1)}, n_{j0}^{(1,2)}, \theta_j^{(1)}, \theta_j^{(2)})}$$

Then it can be seen that $EHG(x; N, m, n, \omega)$ is the extended hypergeometric distribution [Harkness, 1965] whose pdf is proportional to

$$HG(x; N, m, n)\omega^x, \quad a \leq x \leq b,$$

where $a = \max(0, n + m - N)$, $b = \min(m, n)$. Note there are C++ and R routines to evaluate the pdf. Extended hypergeometric distribution models a biased urn sampling scheme whereby there is a different likelihood of drawing one type of ball over another at each draw. The Bayes factor is now given by

$$BF = \prod_j \frac{HG\left(n_{j0}^{(1)}; n_j^{(1,2)}, n_j^{(1)}, n_{j0}^{(1,2)}\right)}{\int_0^\infty EHG\left(n_{j0}^{(1)}; n_j^{(1,2)}, n_j^{(1)}, n_{j0}^{(1,2)}, \omega_j\right) p(\omega_j) d\omega_j} \quad (15)$$

where the marginal likelihood in the denominator can be evaluated using importance sampling or one-dimensional quadrature.

The conditional Bayes two-sample test can then be given in a similar way to Algorithm 1 but now using (15) for the contribution at each junction. We can show consistency of the procedure under H_0 in a similar way to Theorem 1 although we have been unable to show consistency under H_1 . Under H_0 , by truncating the Polya tree to define

$$BF_n = \prod_{j: l(j) \leq \kappa_n} \frac{HG\left(n_{j0}^{(1)}; n_j^{(1,2)}, n_j^{(1)}, n_{j0}^{(1,2)}\right)}{\int_0^\infty EHG\left(n_{j0}^{(1)}; n_j^{(1,2)}, n_j^{(1)}, n_{j0}^{(1,2)}, \omega_j\right) p(\omega_j) d\omega_j}. \quad (16)$$

Theorem 4.1 *Suppose that β_\emptyset is as defined in Equation (11). If $0 < \beta_\emptyset < 1$ then, under H_0 ,*

$$\lim_{n \rightarrow \infty} \log BF_n = \infty$$

and the test defined by Equation (15), truncated at level κ_n , is consistent under the null.

Proof. See Appendix ■

We repeated the simulations from Section 3.3 with $\alpha = m^2$. The results are shown in Figures 4, 5. We observe similar behaviour to the subjective test but importantly we see that the problem in detecting the difference between normal and t-distribution is corrected. Note that no standardisation of the data is required for this test.

5 Sensitivity to the parameter c

The parameter c acts a precision parameter in the Pólya tree and consequently can have an effect on the hypothesis testing procedures previously described. In principle, the parameter can be chosen subjectively as with precision parameters in other models (such as the linear model). Its effect is perhaps most easily understood through the prior variance of $P(B_{e_k})$ which has the form [Hanson, 2006]

$$\text{Var}[P(B_{e_k})] = 4^{-k} \left[\prod_{j=1}^k \frac{2cj^2 + 2}{2cj^2 + 1} - 1 \right].$$

The prior variance tends to zero as $c \rightarrow \infty$ and so the nonparametric prior places mass on distribution which more closely resemble the centering distribution as c increases. The value

of c can be chosen to control the rate at which the variances decreases. We have found values of c between 1 and 10 work well in practice. Figures 6 and 7 shows results for different values of c . As with any Bayesian testing procedure, we recommend checking the sensitivity of their results to the chosen value of the hyperparameter c .

An alternative approach to the choice of c in hypothesis testing is given by Berger and Guglielmi [2001] in the context of testing a parametric model against a nonparametric alternative. They argue that the minimum of the Bayes factor in favour of the parametric model is useful since the parametric model can be considered satisfactory if the “minimum is not too small”. It is the Bayes factor calculated using the empirical Bayes (Type II maximum likelihood) estimate of c . We suggest taking a similar approach if c cannot be subjectively chosen. In the subjective test, the empirical Bayes estimates \hat{c} under H_0 and under H_1 . Using these values, the Bayes factor can be interpreted as a likelihood ratio statistic for the comparison of the two hypotheses. In the conditional test, the empirical Bayes estimate is calculated only under H_1 only (since the marginal likelihood under H_0 does not depend on c). Figures 6 and 7 provide results for mean and variance shifts with c estimated over a fixed grid using this procedure.

6 Conclusions

We have described a Bayesian nonparametric hypothesis test for real valued data which provides an explicit measure of $\Pr(H_0|\mathbf{y}^{(1,2)})$. The test is based on a fully specified Polya Tree prior for which we are able to derive an explicit form for the Bayes Factor. The choice of the partition is quite crucial for the subjective Bayes test. Moreover conditioning on a particular partition can lead to predictive distribution that exhibit jumps at the partition boundary points. This is a well-known phenomena of Polya Tree priors and some interesting directions to mitigate its effects can be found in Hanson and Johnson [2002], Paddock et al. [2003], Hanson [2006]. We do not consider these approaches here as mixing over partitions would lose the analytic tractability of our approach, but it is an interesting area for future study. To this aim we also provided an automated conditional Bayes procedure which centres the partition on the empirical cdf of the joint data which was seen to rectify problems in the subjective Bayes test.

Acknowledgements

This research was partly supported by the Oxford-Man Institute through a visit by the second author to the OMI. The second author thanks Pierre Del Moral for helpful discussions on the proofs of consistency. The fourth author acknowledges the support of a Discovery Grant from the Natural Sciences and Engineering Council of Canada.

References

- S. Basu and S. Chib. Marginal likelihood and Bayes factors for Dirichlet process mixture models. *Journal of the American Statistical Association*, 98:224–235, 2003.
- J. O. Berger and A. Guglielmi. Testing of a parametric model versus nonparametric alternatives. *Journal of the American Statistical Association*, 96:174–184, 2001.
- J.M. Bernardo and A.F.M. Smith. *Bayesian theory*. Chichester: John Wiley, 2000.

- A. Bhattacharya and D. Dunson. Nonparametric Bayes classification and hypothesis testing on manifolds. Technical report, Duke University, 2010.
- A. J. Branscum and T. J. Hanson. Bayesian nonparametric meta-analysis using Polya tree mixture models. *Biometrics*, 64:825–833, 2008.
- C. Carota and G. Parmigiani. On Bayes factors for nonparametric alternatives. In J. M. Bernardo, J. O. Berger, A. P. Dawid, and A. F. M. Smith, editors, *Bayesian Statistics 5*, pages 508–511, London, 1996. Oxford University Press.
- S. C. Dass and J. Lee. A note on the consistency of Bayes factors for testing point null versus non-parametric alternatives. *Journal of Statistical Planning and Inference*, 119:143–152, 2004.
- D. B. Dunson and S. D. Peddada. Bayesian nonparametric inference on stochastic ordering. *Biometrika*, 95:859–874, 2008.
- T. S. Ferguson. Prior distributions on spaces of probability measures. *The Annals of Statistics*, 2:615–629, 1974.
- J. P. Florens, J. F. Richard, and J. M. Rolin. Bayesian encompassing specification tests of a parametric model against a nonparametric alternative. Technical Report 96.08, Institut de Statistique, Université Catholique de Louvain, 1996.
- I. J. Good. The Bayes/non-Bayes compromise: a brief review. *Journal of the American Statistical Association*, 87:597–606, 1992.
- T. E. Hanson. Inference for mixtures of finite Polya tree models. *Journal of the American Statistical Association*, 101:1548–1565, 2006.
- T. E. Hanson and W. O. Johnson. Modeling regression error with a mixture of Polya trees. *Journal of the American Statistical Association*, 97:1020–1033, 2002.
- W. L. Harkness. Properties of the extended hypergeometric distribution. *The Annals of Mathematical Statistics*, 36:938–945, 1965.
- R.E. Kass and A.E. Raftery. Bayes factors. *Journal of the American Statistical Association*, 90:773–795, 1995.
- M. Lavine. Some aspects of Polya tree distributions for statistical modelling. *The Annals of Statistics*, 20:1222–1235, 1992.
- M. Lavine. More aspects of Polya tree distributions for statistical modelling. *The Annals of Statistics*, 22:1161–1176, 1994.
- B. K. Mallick and S. Walker. A Bayesian semiparametric transformation model incorporating frailties. *Journal of Statistical Planning and Inference*, 112:159–174, 2003.
- R. D. Mauldin, W. D. Sudderth, and S. C. Williams. Polya trees and random distributions. *The Annals of Statistics*, 20:1203–1221, 1992.
- R. McVinish, J. Rousseau, and K. Mengersen. Bayesian goodness of fit testing with mixtures of triangular distributions. *Scandinavian Journal of Statistics*, 36:337–354, 2009.
- S. M. Paddock, F. Ruggeri, M. Lavine, and M. West. Randomized Polya tree models for nonparametric Bayesian inference. *Statistica Sinica*, 13:443–460, 2003.

M. L. Pennell and D. B. Dunson. Nonparametric Bayes testing of changes in a response distribution with an ordinal predictor. *Biometrics*, 64:413–423, 2008.

S. Walker and B. K. Mallick. A Bayesian semiparametric accelerated failure time model. *Biometrics*, 55:477–483, 1999.

S.S. Wilks. The large-sample distribution of the likelihood ratio for testing composite hypotheses. *The Annals of Mathematical Statistics*, 9:60–62, 1938.

A Proofs

A.1 Proof of Theorem 1

Clearly the log Bayes factor is

$$\log BF_n = \sum_{\{j|l(j) \leq \kappa_n\}} \log b_j^{(n)}.$$

The asymptotic expression of the Gamma function allows us to write

$$\begin{aligned} b_j^{(n)} &\simeq \frac{\Gamma(\alpha_{j0})\Gamma(\alpha_{j1})}{\Gamma(\alpha_{j0} + \alpha_{j1})} \frac{1}{\sqrt{2\pi}} \frac{\left(\widehat{p}_{j0}^{(1,2)}\right)^{\alpha_{j0}-1/2} \left(\widehat{p}_{j1}^{(1,2)}\right)^{\alpha_{j1}-1/2}}{\left(\widehat{p}_{j0}^{(1)}\right)^{\alpha_{j0}-1/2} \left(\widehat{p}_{j1}^{(1)}\right)^{\alpha_{j1}-1/2} \left(\widehat{p}_{j0}^{(2)}\right)^{\alpha_{j0}-1/2} \left(\widehat{p}_{j1}^{(2)}\right)^{\alpha_{j1}-1/2}} \\ &\times \sqrt{\frac{n_j^{(1)} n_j^{(2)}}{n_j^{(1,2)}}} \times \frac{\left(\widehat{p}_{j0}^{(1,2)}\right)^{n_{j0}^{(1,2)}} \left(\widehat{p}_{j1}^{(1,2)}\right)^{n_{j1}^{(1,2)}}}{\left(\widehat{p}_{j0}^{(1)}\right)^{n_{j0}^{(1)}} \left(\widehat{p}_{j1}^{(1)}\right)^{n_{j1}^{(1)}} \left(\widehat{p}_{j0}^{(2)}\right)^{n_{j0}^{(2)}} \left(\widehat{p}_{j1}^{(2)}\right)^{n_{j1}^{(2)}}} \end{aligned} \quad (17)$$

where

$$\widehat{p}_{j0}^{(k)} = \frac{n_{j0}^{(k)}}{n_{j0}^{(k)} + n_{j1}^{(k)}} \quad \widehat{p}_{j1}^{(k)} = 1 - \widehat{p}_{j0}^{(k)}$$

We have, under H_0 ,

$$\sqrt{\frac{n_j^{(1)} n_j^{(2)}}{n_j^{(1,2)}}} \simeq \sqrt{n} \sqrt{F_0(B_j) \beta_\emptyset (1 - \beta_\emptyset)} \quad (18)$$

The term

$$L_j = \frac{\left(\widehat{p}_{j0}^{(1,2)}\right)^{n_{j0}^{(1,2)}} \left(\widehat{p}_{j1}^{(1,2)}\right)^{n_{j1}^{(1,2)}}}{\left(\widehat{p}_{j0}^{(1)}\right)^{n_{j0}^{(1)}} \left(\widehat{p}_{j1}^{(1)}\right)^{n_{j1}^{(1)}} \left(\widehat{p}_{j0}^{(2)}\right)^{n_{j0}^{(2)}} \left(\widehat{p}_{j1}^{(2)}\right)^{n_{j1}^{(2)}}} \quad (19)$$

is a likelihood ratio for testing composite hypotheses

$$H_{j0} : p_{j0}^{(1)} = p_{j0}^{(2)} = p_{j0}^{(1,2)} \text{ vs } H_{j1} : (p_{j0}^{(1)}, p_{j0}^{(2)}) \in [0, 1]^2$$

with $n_{j0}^{(1)} \sim \text{Bin}(n_j^{(1)}, p_{j0}^{(1)})$ and $n_{j0}^{(2)} \sim \text{Bin}(n_j^{(2)}, p_{j0}^{(2)})$. Clearly $\widehat{p}_{j0}^{(1,2)}$ and $(\widehat{p}_{j0}^{(1)}, \widehat{p}_{j0}^{(2)})$ are the maximum likelihood estimators under H_{j0} and H_{j1} respectively. It follows that, under H_{j0} , $-2 \log L_j$ asymptotically follows a χ^2 distribution [Wilks, 1938].

Finally, if $\beta_\emptyset(1 - \beta_\emptyset) > 0$ and using Equation 18, then Theorem 1 follows.

B Proof of Theorem 2

If $F^{(1)}(B_j) = 0$ or $F^{(2)}(B_j) = 0$, then we have trivially $\log(b_j) = 0$. We assume that

$$F^{(1)}(B_j)F^{(2)}(B_j) > 0 \quad (20)$$

$$0 < \beta_\emptyset < 1 \quad (21)$$

If $p_{j0}^{(1)} = p_{j0}^{(2)}$ then, from the previous section, $\log(b_j)$ goes to ∞ in $o(\log(n))$. We consider now the case $p_{j0}^{(1)} \neq p_{j0}^{(2)}$.

$$\text{Let } \widehat{\beta}_j^{(n)} = n_j^{(1)}/n_j^{(1,2)},$$

$$\beta_j = \lim_{n \rightarrow \infty} \widehat{\beta}_j^{(n)} = \frac{\beta_\emptyset F^{(1)}(B_j)}{F^{(1,2)}(B_j)}$$

with $F^{(1,2)}(B_j) = \beta_\emptyset F^{(1)}(B_j) + (1 - \beta_\emptyset)F^{(2)}(B_j)$. Under assumptions (20) and (21), we have $0 < \beta_j < 1$. Let L_j be defined as in Equation (19). We have

$$\log L_j = \eta_j - n_j^{(1,2)} \zeta_j$$

where

$$\eta_j = n_j^{(1,2)} H_{p_{j0}^{(1,2)}}(\widehat{p}_{j0}^{(1,2)}) - n_j^{(1)} H_{p_{j0}^{(1)}}(\widehat{p}_{j0}^{(1)}) - n_j^{(2)} H_{p_{j0}^{(2)}}(\widehat{p}_{j0}^{(2)}),$$

$$\zeta_j = \widehat{\beta}_j^{(n)} H_1(p_{j0}^{(1)}) + (1 - \widehat{\beta}_j^{(n)}) H_1(p_{j0}^{(2)}) - H_1(p_{j0}^{(1,2)}),$$

$$p_{j0}^{(k)} = \lim_{n \rightarrow \infty} \widehat{p}_{j0}^{(k)}, \quad k = 1, 2, 12$$

and the function $H_p : x \in [0, 1] \rightarrow \mathbb{R}_+$ is defined by

$$H_p(x) = x \log\left(\frac{x}{p}\right) - \log\left(\frac{1-x}{1-p}\right).$$

Consider first the term ζ_j . We have

$$p_{j0}^{(1,2)} = \beta_j p_{j0}^{(1)} + (1 - \beta_j) p_{j0}^{(2)}$$

and $n \rightarrow \infty$

$$\zeta_j \rightarrow \beta_j H_1(p_{j0}^{(1)}) + (1 - \beta_j) H_1(p_{j0}^{(2)}) - H_1(p_{j0}^{(1,2)})$$

As the function H_p is convex, it follows that ζ_j tends to a positive constant if $p_{j0}^{(1)} \neq p_{j0}^{(2)}$. Hence $n_j^{(1,2)} \zeta_j$ tends to ∞ in $o(n)$.

Consider now η_j which is approximately equal to

$$Y_j = \frac{n_j^{(1,2)}}{2p_{j0}^{(1,2)}(1-p_{j0}^{(1,2)})} (\widehat{p}_{j0}^{(1,2)} - p_{j0}^{(1,2)})^2 - \frac{n_j^{(1)}}{2p_{j0}^{(1)}(1-p_{j0}^{(1)})} (\widehat{p}_{j0}^{(1)} - p_{j0}^{(1)})^2 - \frac{n_j^{(2)}}{2p_{j0}^{(2)}(1-p_{j0}^{(2)})} (\widehat{p}_{j0}^{(2)} - p_{j0}^{(2)})^2$$

then

$$\begin{aligned} Y_j = & - \frac{n_j^{(1,2)} \widehat{\beta}_j^{(n)} (1 - \widehat{\beta}_j^{(n)})}{2p_{j0}^{(1,2)} (1 - p_{j0}^{(1,2)})} \left[\widehat{p}_{j0}^{(1)} - \widehat{p}_{j0}^{(2)} - (p_{j0}^{(1)} - p_{j0}^{(2)}) \right]^2 + \frac{n_j^{(1,2)} \widehat{\beta}_j^{(n)} (1 - \rho_j^{(1)})}{2p_{j0}^{(1,2)} (1 - p_{j0}^{(1,2)})} (\widehat{p}_{j0}^{(1)} - p_{j0}^{(1)})^2 \\ & + \frac{n_j^{(1,2)} (1 - \widehat{\beta}_j^{(n)}) (1 - \rho_j^{(2)})}{2p_{j0}^{(1,2)} (1 - p_{j0}^{(1,2)})} (\widehat{p}_{j0}^{(2)} - p_{j0}^{(2)})^2 \end{aligned}$$

where

$$\rho_j^{(k)} = \frac{p_{j0}^{(1,2)} (1 - p_{j0}^{(1,2)})}{p_{j0}^{(k)} (1 - p_{j0}^{(k)})}.$$

We have asymptotically

$$Y_j \simeq nF^{(1,2)}(B_j) \left(\frac{-\beta_j (1 - \beta_j)}{2p_{j0}^{(1,2)} (1 - p_{j0}^{(1,2)})} \left[\widehat{p}_{j0}^{(1)} - \widehat{p}_{j0}^{(2)} - (p_{j0}^{(1)} - p_{j0}^{(2)}) \right]^2 + \frac{\beta_j (1 - \rho_j^{(1)})}{2p_{j0}^{(1,2)} (1 - p_{j0}^{(1,2)})} \left(\widehat{p}_{j0}^{(1)} - p_{j0}^{(1)} \right)^2 \right. \\ \left. + \frac{(1 - \beta_j) (1 - \rho_j^{(2)})}{2p_{j0}^{(1,2)} (1 - p_{j0}^{(1,2)})} \left(\widehat{p}_{j0}^{(2)} - p_{j0}^{(2)} \right)^2 \right)$$

We have a quadratic form

$$Y_j \simeq -nF^{(1,2)}(B_j) \frac{\beta_j (1 - \beta_j)}{2p_{j0}^{(1,2)} (1 - p_{j0}^{(1,2)})} \left[\begin{array}{cc} \left(\widehat{p}_{j0}^{(1)} - p_{j0}^{(1)} \right) & \left(\widehat{p}_{j0}^{(2)} - p_{j0}^{(2)} \right) \end{array} \right] A \left[\begin{array}{c} \left(\widehat{p}_{j0}^{(1)} - p_{j0}^{(1)} \right) \\ \left(\widehat{p}_{j0}^{(2)} - p_{j0}^{(2)} \right) \end{array} \right]$$

with square matrix

$$A = \begin{bmatrix} \frac{\rho_j^{(1)} - \beta_j}{1 - \beta_j} & -1 \\ -1 & \frac{\rho_j^{(2)} - 1 + \beta_j}{\beta_j} \end{bmatrix}$$

and so asymptotically

$$\sqrt{n} \left[\begin{array}{c} \left(\widehat{p}_{j0}^{(1)} - p_{j0}^{(1)} \right) \\ \left(\widehat{p}_{j0}^{(2)} - p_{j0}^{(2)} \right) \end{array} \right] \sim \mathcal{N} \left(\mathbf{0}_2, \begin{pmatrix} \frac{p_{j0}^{(1)} (1 - p_{j0}^{(1)})}{\beta_j F^{(1,2)}(B_j)} & 0 \\ 0 & \frac{p_{j0}^{(2)} (1 - p_{j0}^{(2)})}{(1 - \beta_j) F^{(1,2)}(B_j)} \end{pmatrix} \right)$$

which is independent of the sample size, and it follows that Y_j asymptotically follows a scaled χ^2 distribution and $\log L_j$ goes to $-\infty$ in $o(n)$. To conclude, we have the that in Equation (17)

$$\sqrt{\frac{n_j^{(1)} n_j^{(2)}}{n_j^{(1,2)}}} \simeq \sqrt{n} \sqrt{F^{(1,2)}(B_j) \beta_j (1 - \beta_j)}$$

It follows that

- If $F^{(1)}(B_j)F^{(2)}(B_j) = 0$, $\log(b_j) = 0$
- If $F^{(1)}(B_j)F^{(2)}(B_j) > 0$
 - If $p_{j0}^{(1)} \neq p_{j0}^{(2)}$, the log-contribution $\log(b_j)$ goes to $-\infty$ at a rate of $o(n)$
 - If $p_{j0}^{(1)} = p_{j0}^{(2)}$, the log-contribution $\log(b_j)$ goes to $+\infty$ at a rate of $o(\log n)$

C Proof of Theorem 3

The condition $\beta_\emptyset(1 - \beta_\emptyset)$ implies that $\beta_j(1 - \beta_j) > 0$ for all j . Let

$$b_j^{(n)} = \frac{HG\left(n_{j0}^{(1)}; n_j^{(1,2)}, n_j^{(1)}, n_{j0}^{(1,2)}\right)}{\int_0^\infty \exp\{u(\omega_j)\} d\omega_j} \quad (22)$$

where $u(\omega_j) = \log EHG\left(n_{j0}^{(1)}; n_j^{(1,2)}, n_j^{(1)}, n_{j0}^{(1,2)}, \omega_j\right) + \log p(\omega_j)$. Then

$$\log BF_n = \sum_{\{j|l(j) \leq \kappa_n\}} \log b_j^{(n)}.$$

Under the conditions $\beta_j(1 - \beta_j) > 0$, the maximum likelihood estimate $\hat{\omega}_j$ of the parameter ω_j in the extended hypergeometric distribution converges in probability to the true parameter [Harkness, 1965, p. 944]. We can therefore use a Laplace approximation [Kass and Raftery, 1995] of the denominator in (22), we obtain for $n_{j0}^{(1)}$ large

$$b_j^{(n)} \simeq \frac{HG\left(n_{j0}^{(1)}; n_j^{(1,2)}, n_j^{(1)}, n_{j0}^{(1,2)}\right)}{\sqrt{2\pi} |\hat{\Sigma}_j|^{1/2} EHG\left(n_{j0}^{(1)}; n_j^{(1,2)}, n_j^{(1)}, n_{j0}^{(1,2)}, \hat{\omega}_j\right) p(\hat{\omega}_j)}$$

where $\hat{\omega}_j = \operatorname{argmax}_{\omega_j} u(\omega_j)$ and $\hat{\Sigma}_j^{-1} = -\mathbf{D}^2 u_j(\hat{\omega}_j)$, where $\mathbf{D}^2 u_j(\hat{\omega}_j)$ is the Hessian matrix of second derivatives. The ratio

$$r_j = \frac{HG\left(n_{j0}^{(1)}; n_j^{(1,2)}, n_j^{(1)}, n_{j0}^{(1,2)}\right)}{EHG\left(n_{j0}^{(1)}; n_j^{(1,2)}, n_j^{(1)}, n_{j0}^{(1,2)}, \hat{\omega}_j\right)} = \frac{EHG\left(n_{j0}^{(1)}; n_j^{(1,2)}, n_j^{(1)}, n_{j0}^{(1,2)}, 1\right)}{EHG\left(n_{j0}^{(1)}; n_j^{(1,2)}, n_j^{(1)}, n_{j0}^{(1,2)}, \hat{\omega}_j\right)}$$

is a likelihood ratio for testing the composite hypotheses

$$H_{j0} : \omega_j = 1 \text{ vs } H_{j1} : \omega_j > 0,$$

hence $-2 \log r_j$ is asymptotically χ^2 -distributed [Wilks, 1938]. And as $|\hat{\Sigma}_j| \rightarrow 0$ as $n \rightarrow \infty$, then $b_j^{(n)} \rightarrow \infty$ for all j as $n \rightarrow \infty$.

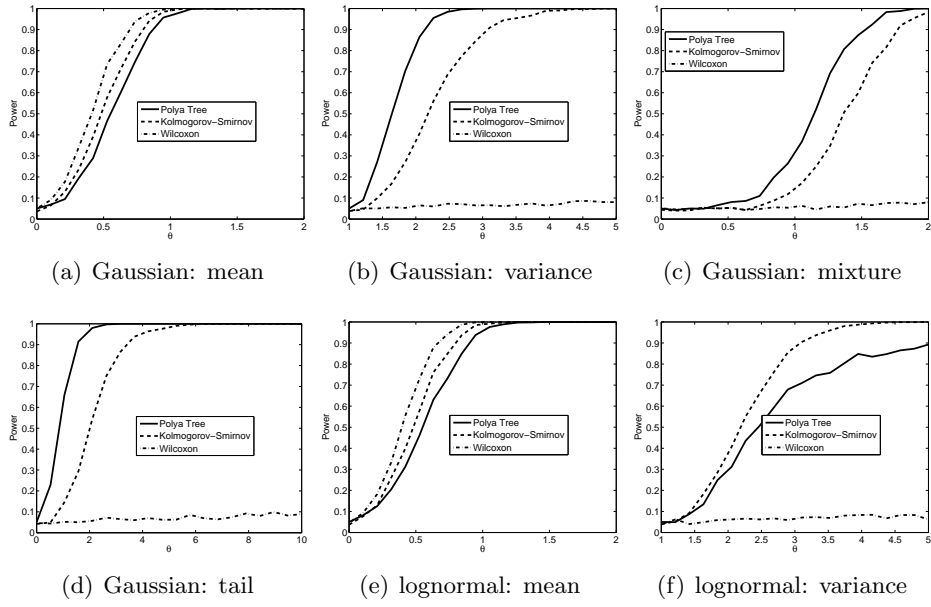


Figure 2: Power of Bayes test with $\alpha_j = m^2$ on simulations from Section 3.3., with x-axis measures θ , the parameter in the alternative. Legend: K-S (dashed), Wilcoxon (dot-dashed), Bayesian test (solid).

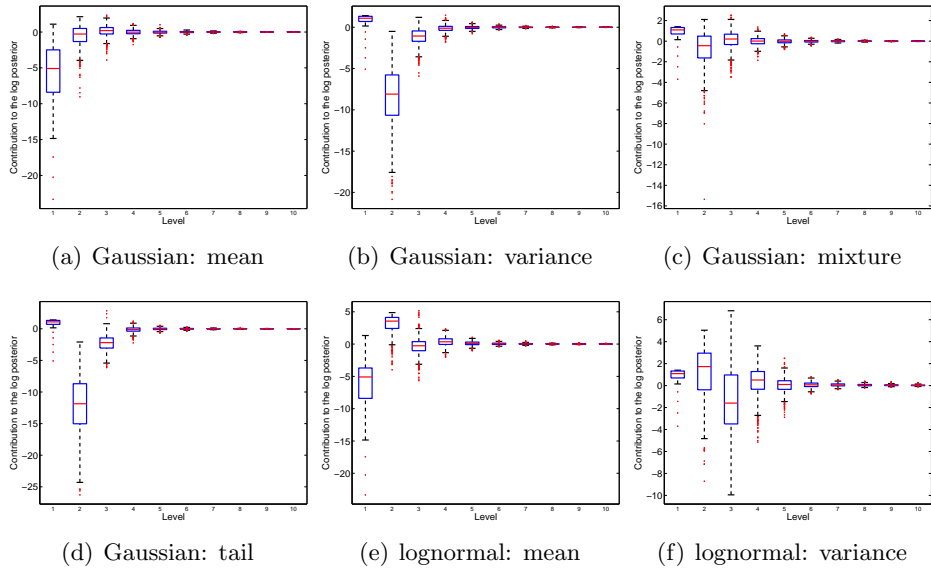


Figure 3: Contribution to Bayes Factors from different levels of the Poly Tree under the alternative. Gaussian distribution with varying (a) mean (b) variance (c) Mixture (d) tails; Log-normal distribution with varying (e) mean (f) variance, from Section 3.2. Parameters of H_1 were set to the mid-points of the x-axis in Figure 2

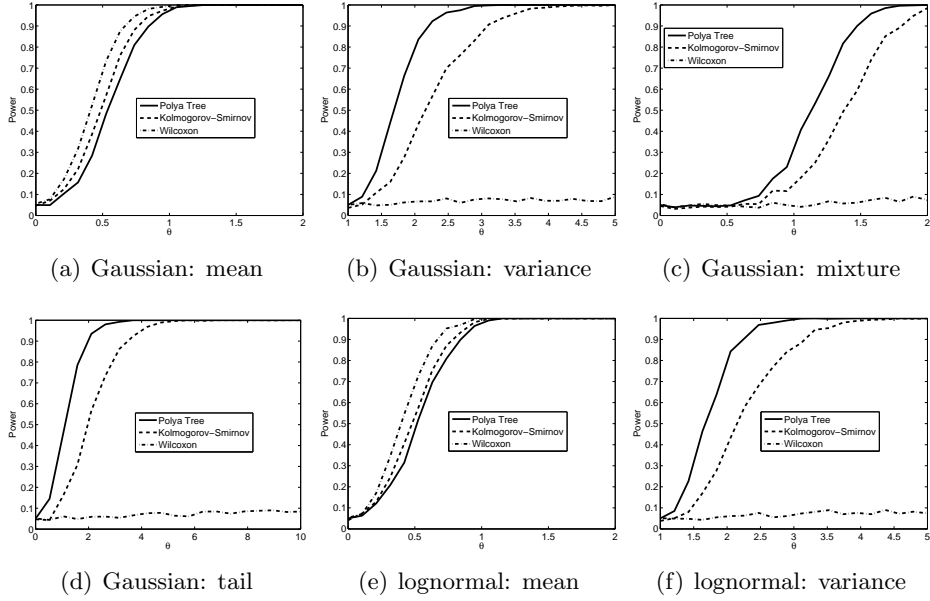


Figure 4: As in Figure 2 but now using conditional Bayes Test with $\alpha_j = m^2$.

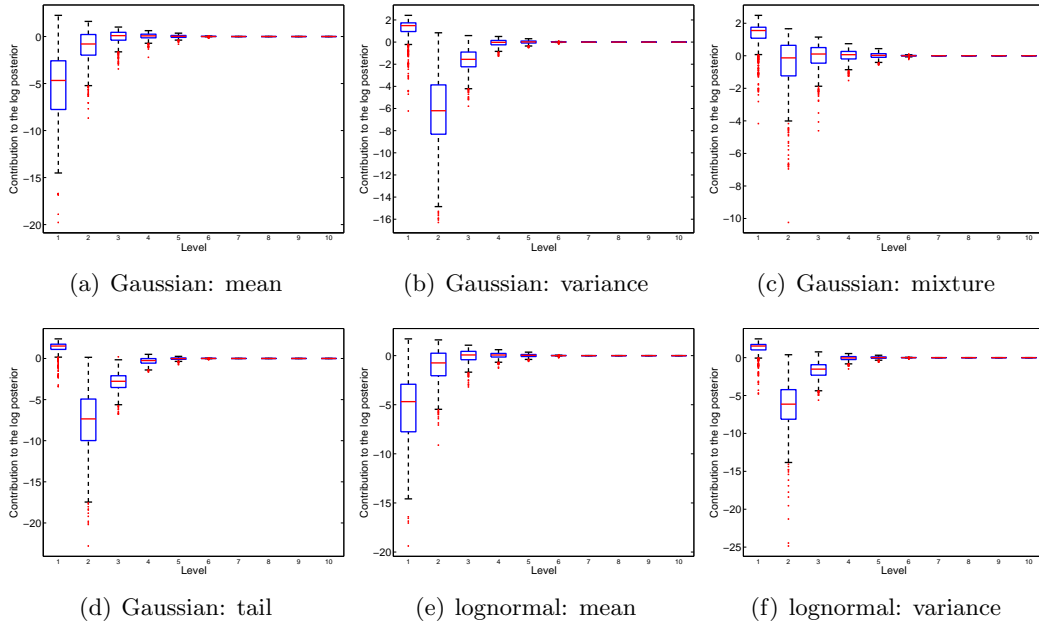


Figure 5: Contribution to the Bayes Factor for different levels of the conditional Poly Tree prior for Gaussian distribution with varying (a) mean (b) variance (c) Mixture (d) tails; Log-normal distribution with varying (e) mean (f) variance.

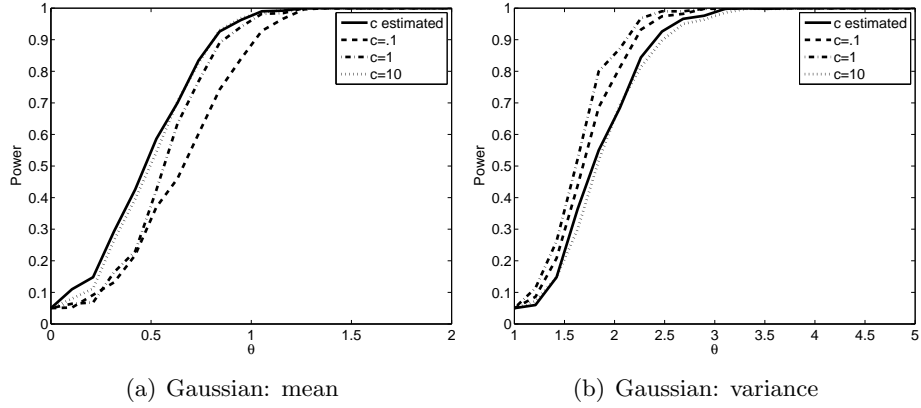


Figure 6: Subjective test with empirical Bayes estimation of the parameter c for (a) mean shift (b) variance shift. Point estimates of c are obtained by maximizing both the marginal likelihood under the null and alternative over the grid of values 10^i for $i = -2, -1, \dots, 3$.

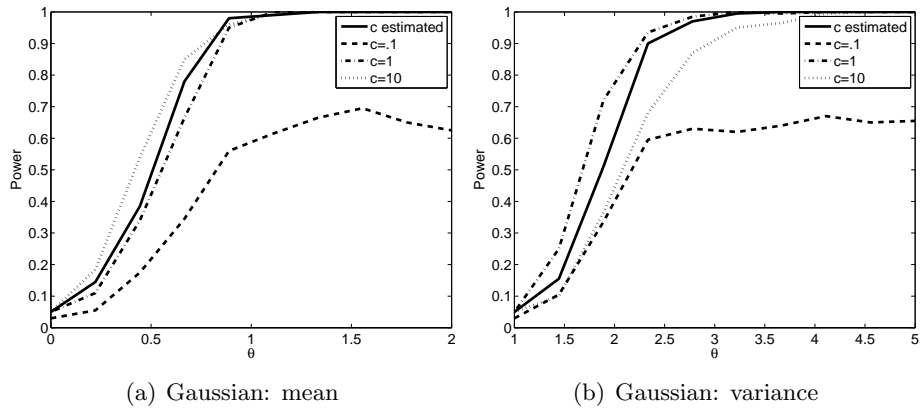


Figure 7: Conditional test with empirical Bayes estimation of the parameter c for (a) mean shift (b) variance shift. Point estimate of c is obtained by maximizing the marginal likelihood under the alternative over the grid of values 10^i for $i = -2, -1, \dots, 3$.