

Resonant Excitation of Disk Oscillations in Two-armed-Deformed Disks and Application to High-Frequency QPOs

Shoji KATO

kato@gmail.com, kato@kustastro.kyoto-u.ac.jp

(Received 2009 0; accepted 2009 0)

Abstract

In previous papers we showed that in a one-armed deformed disks, p-mode and g-mode oscillations are resonantly excited by horizontal resonance, and applied it to high frequency QPOs observed in low mass X-ray binaries. In that model, the observed time variation of kHz QPOs is regarded as a result of a time-dependent precession of the deformation. In this paper we consider another possible cause of time variation of kHz QPOs. That is, we demonstrate that in a two-armed deformed disks, p-mode and g-mode oscillations are excited by *vertical resonance*, not by horizontal resonance (horizontal resonance dampens them). Furthermore, we show that in the case of vertical resonance, the frequencies of disk oscillations excited can vary with time if vertical disk structure changes with time. A brief application of these results to the time variation of observed kHz QPOs is made.

Key words: accretion, accretion disks — quasi-periodic oscillations — resonance — neutron stars — two-armed disk deformation — X-rays; stars

1. Introduction

Many authors now think that high frequency quasi-periodic oscillations (QPOs) observed in low mass X-ray binaries are some kind of disk oscillations in strong gravitational field, and that it gives a promising way to estimate the mass and spin of the central sources. High frequency QPOs both in black hole candidates and in neutron star sources will have the same dynamical origin (Abramowicz et al. 2003), although there are some differences in their frequency variations.

Based on closeness to 3 : 2 of frequencies of twin QPOs, importance of resonant phenomena was emphasized by Abramowicz and Kluźniak (2001). Subsequently, from a different context, Kato (2004, 2008a,c) pointed out the importance of resonant processes in a deformed

(warped or eccentric) disks as an excitation process of high frequency QPOs. That is, non-linear interaction between disk oscillations and the deformed part of disks resonantly excite or dampen disk oscillations. There are two types of the resonance. One is a horizontal resonance (Lindblad resonance) and the other is a vertical resonance. The inertial-acoustic oscillations (p-mode) and the gravity oscillations (g-mode) are found to be excited by the horizontal resonance.

The resonant excitation of the p-mode and g-mode oscillations by the horizontal resonance seems to occur most efficiently at the radius where the condition

$$\kappa = \frac{\Omega}{2} \tag{1}$$

is satisfied (Kato 2004, 2008a,c), when the one-armed deformation of disks have no precession, where $\kappa(r)$ is the epicyclic frequency, $\Omega(r)$ is the angular velocity of disk rotation and r is the radius from the central source on the disk plane. In the case of Schwarzschild metric, the resonance occurs at $4r_g$, where r_g is the Schwarzschild radius defined by $r_g = 2GM/c^2$, M being the mass of the central source. The frequencies of the p-mode and g-mode oscillations excited by this resonance are

$$\omega = (m\Omega \pm \kappa)_{\text{res}}, \tag{2}$$

where the subscript res denotes the values at the resonant radius derived from equation (1) and $m(= 1, 2, \dots)$ are the wavenumber of the oscillations in the azimuthal direction. The frequencies specified by equation (2) have ratios of some rational numbers.

The frequencies of oscillations given by equation (2) can qualitatively describe the high frequency QPOs in black-hole and neutron-star X-ray binaries. In the case of neutron-star X-ray binaries, however, there is an additional and challenging observational evidence that the frequencies of kHz QPOs change with time. If we want to describe this time change of kHz QPOs in the framework of the above-mentioned model, we must introduce the assumption that the one-armed disk deformation has time-dependent precession in the disks of neutron-star X-ray binaries¹, although such precession is not required in the black-hole accretion disks. If the frequency of precession of disk deformation is denoted by ω_p , the resonant condition where the horizontal resonance occurs is changed from equation (1) to

$$\kappa = \frac{1}{2}(\Omega - \omega_p). \tag{3}$$

The resonant radius, r_{res} , changes with a time change of ω_p , and thus the frequencies of resonantly excited disk oscillations given by equation (2) changes with time with correlation.

This may be one of causes of the time variation of kHz QPOs. However, a question naturally raised here is whether a variation of precession frequency that is enough to account for the time variation of kHz QPOs is really expected in disks of neutron-star X-ray binaries.

¹ In the case of neutron stars, the central sources have surfaces and the inner part of disks may have influences of stellar magnetosphere. In such situations, the warp might have precession (e.g., Meheut and Tagger 2009).

Hence, it will be worthwhile considering other possibilities of frequency change of kHz QPOs. This is the purpose of this paper.

First, we should notice that in the case of vertical resonance, possibility of frequency variation of resonant oscillations is high compared with in the case of horizontal resonance. This is because the radius where the vertical resonance occurs is sensitive to the vertical structure of disks². In spite of this interesting characteristics of the vertical resonance (Kato 2005), we already showed that the disk oscillations resulting from vertical resonance are damped, not excited, in the case where the disk deformation is one-armed (Kato 2004, 2008a,c).

In the case where the disk deformation is two-armed, however, the situations are changed. That is, as is suggested in this paper, the resonance that can excite the p-mode and g-mode oscillations is not horizontal one, but vertical one. This means that if the disk deformation in neutron-star X-ray binaries is two-armed, different from the case of black-hole X-ray binaries, the observed frequency variations of kHz QPOs will be naturally accounted for by taking the viewpoint that kHz QPOs are p- and g-mode oscillations resonantly excited by vertical resonance.

In section 2, we briefly summarize the essence of resonant excitation of disk oscillations in one-armed deformed disks as a preparation for examining the case where the disk deformation is two-armed. Resonant excitation of p-mode and g-mode oscillations by vertical resonance in vertically isothermal disks is examined in section 3. In section 4, the results in section 3 are extended to the case of vertically polytropic disks, and time variation of excited oscillations by a change of vertical disk structure is discussed. Numerical results are given in section 5, and the final section is devoted to discussion.

2. Brief Summary of Resonant Excitation of Disk Oscillations in Warped Disks

Before considering resonant excitation of disk oscillations in two-armed deformed-disks, we shall briefly summarize the essence of resonant excitation of disk oscillations in warped disks, since the procedure for examining the former problem is a simple modification of the latter.

2.1. Unperturbed Disks

For mathematical simplicity, the unperturbed disks are assumed to be isothermal in the vertical direction. This leads to the fact that the density is stratified exponentially in the vertical direction as

$$\rho_0(r, z) = \rho_{00}(r) \exp\left[-\frac{z^2}{2H^2(r)}\right], \quad (4)$$

where ρ_{00} is the density on the equatorial plane ($z = 0$), and $H(r)$ is the half-thickness of the

² In the horizontal resonance, the resonant radius is determined by the radial distributions of the Keplerian angular velocity and the radial epicyclic frequency, and they are almost time-independent in geometrically thin disks.

disk, r being the distance from the rotating axis of the disks.

The half-thickness, H , of disks is related to the vertical epicyclic frequency, $\Omega_{\perp}(r)$, by

$$\Omega_{\perp}^2 H^2 = \frac{p_{00}}{\rho_{00}} = c_s^2(r), \quad (5)$$

where c_s is the isothermal acoustic speed. The vertical epicyclic frequency, $\Omega_{\perp}(r)$, is equal to the angular velocity of the Keplerian rotation, $\Omega_K(r)$, in the case of non-rotating central object, and practically equal to the angular velocity of disk rotation, $\Omega(r)$. Hereafter, however, we do not use Ω_K or Ω instead of Ω_{\perp} so that we can trace back the effects of Ω_{\perp} on the final results.

2.2. One-armed Disk Deformation

We assume that the disks described above are deformed from axisymmetric state by some external or internal cause. The deformation is a warp or an eccentric deformation in the equatorial plane. They are assumed, for simplicity, to be time-independent.

The Lagrangian displacement associated with the deformation, $\boldsymbol{\xi}^W(\mathbf{r})$, is denoted by

$$\begin{aligned} \xi_r^W &= \exp(-i\varphi) \hat{\xi}_r^W(r) \mathcal{H}_{n^W}(z/H), \\ \xi_{\varphi}^W &= \exp(-i\varphi) \hat{\xi}_{\varphi}^W(r) \mathcal{H}_{n^W}(z/H), \\ \xi_z^W &= \exp(-i\varphi) \hat{\xi}_z^W(r) \mathcal{H}_{n^W-1}(z/H), \end{aligned} \quad (6)$$

where φ is the azimuthal direction of the cylindrical coordinates (r, φ, z) , \mathcal{H}_{n^W} is the Hermite polynomial of order n^W with argument z/H . In the case of eccentric deformation in the equatorial plane, n^W is zero ($n^W = 0$), while it is unity ($n^W = 1$) in the case of warp. It is noted that the number of nodes of ξ_z^W is smaller than those of ξ_r^W and ξ_{φ}^W by one. This is true even for disk oscillations [see equation (7)].

2.3. Disk Oscillations

Disk oscillations that are considered here are assumed to have moderately short radial wavelength so that it is shorter than the characteristic length of radial variation of disk structure. Furthermore, the wave motions are assumed to occur isothermally.

If the above approximations are adopted, the r - and z -dependences of disk oscillations on non-deformed disks are approximately separated (Okazaki et al. 1987). We can then express the displacement vector, $\boldsymbol{\xi}(\mathbf{r}, t)$, associated with an oscillation mode of (ω, m, n) as

$$\begin{aligned} \xi_r(\mathbf{r}, t) &= \exp[i(\omega t - m\varphi)] \hat{\xi}_{r,n}(r) \mathcal{H}_n(z/H), \\ \xi_{\varphi}(\mathbf{r}, t) &= \exp[i(\omega t - m\varphi)] \hat{\xi}_{\varphi,n}(r) \mathcal{H}_n(z/H), \\ \xi_z(\mathbf{r}, t) &= \exp[i(\omega t - m\varphi)] \hat{\xi}_{z,n}(r) \mathcal{H}_{n-1}(z/H), \end{aligned} \quad (7)$$

where ω is the frequency of the oscillations, and \mathcal{H}_n is the Hermite polynomials as mentioned before. The integer $n(= 0, 1, 2, \dots)$ specifies the number of nodes of ξ_r (and ξ_{φ}) in the vertical direction (z -direction).

Hereafter, for simplicity, we characterize the oscillations and disk deformations by the

set of (ω, m, n) . For example, a warp belongs to a mode characterized by (0,1,1) and an eccentric deformation on the disk plane by (0,1,0).

Here, classification of disk oscillation modes is briefly summarized (for details, see Kato 2001; Kato et al. 2008). The oscillations with $n = 0$ occur predominantly on the equatorial plane. They are inertial-acoustic oscillations and called hereafter "p-mode" oscillations. In the cases where $n \geq 1$, we have two kinds of oscillations. In one of them, $(\omega - m\Omega)^2 < \kappa^2$, while in the other one we have $(\omega - m\Omega)^2 > n\Omega_\perp^2$. We call the former "g-modes", and the latter "vertical p-modes" except for some special cases mentioned below. In the case of $n = 1$ with $m = 1$ (and some special cases of $n \geq 2$ with $m \geq 2$), the latter oscillations are almost incompressible and have low frequencies. They are specially called "c-mode" oscillations. A warp is included to this type of oscillations.

In the resonant excitation problem to be examined in this paper, we group the above various oscillation modes into two classes and treat the oscillation modes in each class as a pack, due to similarity of mathematical treatment. One class is p-mode and g-mode oscillations, and the other one is vertical p-mode and c-mode oscillations.

2.4. *Coupling between Deformation and Oscillations*

Nonlinear couplings between the deformation specified by equations (6) and the disk oscillations given by equations (7) induce disk oscillations that are characterized by $(\omega, m \pm 1, \tilde{n})$, where $\tilde{n} = n \pm 1$ when the disk deformation is a warp, while $\tilde{n} = n$ when the deformation is an eccentric deformation on the equatorial plane. Arbitrary combinations of \pm are allowed. We call the oscillations resulting from the coupling "intermediate oscillations".

The intermediate oscillations have resonant interaction with the disks at particular radii. One of resonances occurs at the radii where the intermediate oscillations with $(\omega, m \pm 1, \tilde{n})$ have the Lindblad resonances, which are specified by

$$[\omega - (m \pm 1)\Omega]^2 - \kappa^2 = 0, \quad (8)$$

where κ is the (horizontal) epicyclic frequency. This resonance is called hereafter "horizontal resonance". Another one occurs at the radii where the frequency ω of the intermediate oscillations of $(\omega, m \pm 1, \tilde{n})$ becomes equal to the eigen-frequency of vertical oscillations of disks. The radii are characterized by

$$[\omega - (m \pm 1)\Omega]^2 - \tilde{n}\Omega_\perp^2 = 0. \quad (9)$$

This resonance is called hereafter "vertical resonance".

2.5. *Resonant Excitation of Oscillations*

The intermediate oscillations interact nonlinearly with the disk deformation, after having the resonance mentioned above, to feedback to the original oscillations. This feedback process amplifies or dampens the original oscillations. Detailed analyses (Kato 2004, 2008a,c) show

that in both cases of horizontal and vertical resonances, the growth rate of oscillations, $-\omega_i$ (ω_i being the imaginary part of frequency of oscillations), can be expressed in the form of

$$-\omega_i \propto \frac{\text{sign}[\omega - (m \pm 1)\Omega]_{\text{res}}}{E}, \quad (10)$$

where E is the wave energy of the original oscillations (ω, m, n) in consideration, and $\text{sign}[\omega - (m \pm 1)\Omega]_{\text{res}}$ is the sign of $\omega - (m \pm 1)\Omega$ at the resonant radius, r_{res} .³ The value of the proportional coefficient of equation (10) depends, of course, on modes of oscillations and types of resonances. However, in some typical cases, the coefficient is always negative definite (Kato 2004, 2008a,c). This means that the condition of excitation of disk oscillations is

$$\frac{\text{sign}[\omega - (m \pm 1)\Omega]_{\text{res}}}{E} < 0. \quad (11)$$

This condition allows us to have a simple physical interpretation. We notice first that for a resonance to occur efficiently, the resonant radius, r_{res} , must be in the radial region where both the original and the intermediate oscillations are dominated. Furthermore, we notice that in general a wave with (ω, m) has a negative energy if the wave is dominated inside the corotation radius given by $\omega - m\Omega = 0$, while it is positive if the wave is outside the corotation radius. This consideration suggests that we can regard the $\text{sign}[\omega - (m \pm 1)\Omega]_{\text{res}}$ as the sign of the wave energy, E^{int} , of the intermediate oscillation. Furthermore, the sign of the wave energy of the original oscillation is the same as the sign of $(\omega - m\Omega)_{\text{res}}$. Based on these considerations, we can write the amplification condition (11) as

$$\frac{E^{\text{int}}}{E} < 0 \quad (12)$$

or

$$\frac{\text{sign}[\omega - (m \pm 1)\Omega]_{\text{res}}}{\text{sign}(\omega - m\Omega)_{\text{res}}} < 0. \quad (13)$$

This condition can be interpreted in the following way. If an oscillation with positive energy ($E > 0$) resonantly interacts, at a resonant radius, with an intermediate oscillation with negative energy ($E^{\text{int}} < 0$), both oscillations are amplified by energy flowing from the intermediate oscillation to the original oscillation. The original oscillation is amplified, since it has $E > 0$ and receives positive energy. The intermediate oscillation also grows by losing energy since $E^{\text{int}} < 0$. In the case of $E < 0$ and $E^{\text{int}} > 0$, the resonance also amplifies the oscillations. In this case, the direction of energy flow is opposite: It flows from the original oscillation to the intermediate oscillation at the resonant radius.

2.6. Resonant Radius and Type of Resonance That Excites Oscillations

It is noted that the resonant condition [equation (8) or (9)] alone does not uniquely determine the radius of resonance. An additional restriction is necessary. We assume that the

³ The resonant radius, r_{res} , is not uniquely determined by the resonant condition (8) or (9) alone. An additional condition is necessary, which will be discussed later in subsection 2.6.

original oscillations are most strongly excited when the resonance occurs near the boundary of their propagation region. Near the boundary the oscillations have long radial wavelength and their group velocity in the radial direction vanishes, i.e., they stay there for a long time compared with in other places, and thus will grow there most strongly. Hence, when we consider p- and g- mode oscillations, we assume that an additional condition to be adopted to specify the resonant radius is

$$(\omega - m\Omega)^2 - \kappa^2 = 0, \quad (14)$$

since this represents the boundary of the propagation region of p- and g-mode oscillations. In the case where we consider vertical p-mode oscillations and c-mode oscillations, on the other hand, we assume that the resonance occurs at

$$(\omega - m\Omega)^2 - n\Omega_{\perp}^2 = 0, \quad (15)$$

by the same reason as the above.

As mentioned in subsection 2.3, disk oscillations can be grouped into two classes in studying the present excitation problem. The first one is the p- and g-mode oscillations. The second class is the vertical p-mode and c-mode oscillations. Concerning the type of resonances, we have also two types, i.e., the horizontal and vertical resonances. Hence, we have four cases in combination of the set of oscillations and resonances. Among them, the excitation of disk oscillations occurs in the case where the oscillations are p- and g-modes and the resonance is horizontal (Kato 2004, 2008a, c). Combining equations (8) and (14), we find that the resonance in this growing case occurs at the radius where the condition of

$$\kappa = \frac{1}{2}\Omega \quad (16)$$

is satisfied. The radius where this condition is satisfied is $4r_g$, i.e., $r_{\text{res}} = 4r_g$, when the metric is the Schwarzschild one. If the metric is the Kerr, the radius becomes smaller than $4r_g$.

The frequencies of the disk oscillations that are excited there are [see equation (14)]

$$\omega = (m\Omega \pm \kappa)_{\text{res}}. \quad (17)$$

Application of these resonantly-excited oscillations to high-frequency QPOs is made by Kato and Fukue (2006) and Kato (2008b).

3. Resonant Excitation of Disk Oscillations in Two-Armed Disks

After the above preparation, we now proceed to the main purpose of this paper, i.e., examination of the case where the disks are deformed from the axisymmetric steady state into a state with a two-armed pattern. Different from the case of a one-armed pattern, a two-armed pattern cannot be stationary in general, i.e., it will be time-dependent, and wavy. What we need here is that a pattern has approximately a constant frequency for a time interval longer than the characteristic time by which disk oscillations grow. The origin of such a two-armed

pattern is a problem to be discussed and clarified, but here we simply assume that such a pattern exists on the disks by some internal or external causes. For example, numerical 3D MHD simulations of accretion disks (Machida and Matsumoto 2008) show that one-armed and two-armed patterns with slow rotation are produced in the innermost region of disks at a certain stage of disk evolution by magnetic-field stretching and reconnection processes.

The displacement vector, $\boldsymbol{\xi}^T(\mathbf{r}, t)$, associated with a two-armed deformation is now expressed as

$$\begin{aligned}\xi_r^T(\mathbf{r}, t) &= \exp[i(\omega^T t - 2\varphi)] \hat{\xi}_r^T(r) \mathcal{H}_{n^T}(z/H), \\ \xi_\varphi^T(\mathbf{r}, t) &= \exp[i(\omega^T t - 2\varphi)] \hat{\xi}_\varphi^T(r) \mathcal{H}_{n^T}(z/H), \\ \xi_z^T(\mathbf{r}, t) &= \exp[i(\omega^T t - 2\varphi)] \hat{\xi}_z^T(r) \mathcal{H}_{n^T-1}(z/H).\end{aligned}\tag{18}$$

Here, ω^T is the angular velocity of the pattern and taken to be a free parameter. As the integer n^T , we are mainly interested in the cases of $n^T = 2$ and 3 (see section 6).

On such deformed disks, we impose disk oscillations. The displacement vector, $\boldsymbol{\xi}(\mathbf{r}, t)$, associated with the oscillations is described again by equation (7).

3.1. Resonant Conditions

The nonlinear coupling between the disk deformation described by $(\omega^T, 2, n^T)$ [see equation (18)] and the disk oscillations described by (ω, m, n) [see equation (7)] induces the intermediate oscillations of $(\omega \pm \omega^T, m \pm 2, \tilde{n})$, where $\tilde{n} = n \pm n^T$. These intermediate oscillations have resonances with the disk rotation. The horizontal resonance occurs at [cf., equation (8)]

$$[\omega \pm \omega^T - (m \pm 2)\Omega]^2 - \kappa^2 = 0,\tag{19}$$

and the vertical resonance occurs at [cf., equation (9)]

$$[\omega \pm \omega^T - (m \pm 2)\Omega]^2 - \tilde{n}\Omega_\perp^2 = 0.\tag{20}$$

As mentioned in subsection 2.6, an additional condition is necessary to determine uniquely the radius of resonance. We focus our attention again to the case where the resonance occurs at the radius where the group velocity of the original oscillations with (ω, m, n) vanished to stay there for a long time. That is, when we consider p- and g-mode oscillations, we adopt [equation (14)]

$$(\omega - m\Omega)^2 - \kappa^2 = 0,\tag{21}$$

as the additional condition. In the case where the excitation of vertical p-mode and c-mode oscillations is examined, we adopt [equation (15)]

$$(\omega - m\Omega)^2 - n\Omega_\perp^2 = 0.\tag{22}$$

There are four cases in combination of types of resonance and types of oscillation. i.e., two cases (horizontal or vertical resonance) for p- and g-mode oscillations, and two cases (horizontal or vertical resonance) for vertical p-mode and c-mode oscillations. Before examining

these cases separately in subsection 3.3, we consider the excitation condition.

3.2. Excitation Condition

In the case of one-armed deformation of disks, the condition of excitation of disk oscillations is given by equation (10). The mathematical procedures to derive the condition are complicated (see Kato 2008a, c), but they can be straightly extended to the case of two-armed deformation. The results show that the growth rate of oscillations, $-\omega_i$, can be expressed in the form of

$$-\omega_i \propto \frac{\text{sign}[\omega \pm \omega_p - (m \pm 2)\Omega]_{\text{res}}}{E}. \quad (23)$$

That is, compared with the case of the one-armed deformation, in the present case of two-armed deformation, ω is changed to $\omega \pm \omega_p$ and $m \pm 1$ is changed to $m \pm 2$.

The next problem is to examine the sign of the proportional coefficient on the right hand side of equation (23). A straightforward generalization of the procedures of the one-armed deformation suggests that in some simplified cases (for example, the case where the non-linear coupling terms between the original oscillation and the deformation are constant in the resonant region⁴), the proportional coefficient is negative definite as in the case of one-armed deformation. When the proportional coefficient is negative definite, we have again a simple physical interpretation of equation (23) [see subsection 2.5]. Considering them we suppose that the amplification condition in the present two-armed case is given by

$$\frac{\text{sign}[\omega \pm \omega_p - (m \pm 2)\Omega]_{\text{res}}}{\text{sign}(\omega - m\Omega)_{\text{res}}} < 0. \quad (24)$$

In other words, the condition is also expressed as $E^{\text{int}}/E < 0$, and has a simple physical meaning.

3.3. Growing Cases and Their Resonant Radius

Based on the resonant conditions [relevant combinations of equation (19) or (20) to equation (21) or (22)] and the excitation condition [equation (24)], we now examine what types of oscillations (p- and g-mode oscillations or vertical p- and c-mode oscillations) are excited by what type of resonances (horizontal or vertical resonance) and where the radii are.

i) Horizontal resonance of p- or g-mode oscillations

In this case, as mentioned in subsection 3.1, the resonant radii are the places where both equations (19) and (21) are simultaneously satisfied. More explicitly, horizontal resonances of p- and g-mode oscillations occur at the radii where one of the following set of two equations are satisfied:

$$(a): \quad \omega \pm \omega^T - (m \pm 2)\Omega = \kappa \quad \text{and} \quad \omega - m\Omega = \kappa,$$

⁴ The resonant region has a finite width in the radial direction around the resonant radius. The width depends on the disk temperature. In a pressureless disks, the width is infinitesimally narrow, but increases with increase of disk temperature (e.g., Kato 2008c).

$$\begin{aligned}
\text{(b): } & \omega \pm \omega^{\text{T}} - (m \pm 2)\Omega = \kappa \quad \text{and} \quad \omega - m\Omega = -\kappa, \\
\text{(c): } & \omega \pm \omega^{\text{T}} - (m \pm 2)\Omega = -\kappa \quad \text{and} \quad \omega - m\Omega = \kappa, \\
\text{(d): } & \omega \pm \omega^{\text{T}} - (m \pm 2)\Omega = -\kappa \quad \text{and} \quad \omega - m\Omega = -\kappa.
\end{aligned} \tag{25}$$

By inspection we see that the radii satisfying condition (a) or condition (d) are not interesting here, since the excitation condition (24) is not satisfied in these cases. If there are radii where condition (b) or (c) is satisfied, the oscillations are excited there since the excitation condition (24) is satisfied there. From condition (b) or (c) we see that such radii are $\pm\omega^{\text{T}} \mp 2\Omega = 2\kappa$. Since ω^{T} will be much smaller than Ω in practical cases, we take as the resonant radius where oscillations are excited

$$\kappa = \Omega \pm \frac{\omega^{\text{T}}}{2}, \tag{26}$$

where $+$ is for the case of $\omega^{\text{T}} < 0$ and $-$ is for $\omega^{\text{T}} > 0$, since $\kappa < \Omega$. In the case where ω^{T} is much smaller than Ω , this resonance occurs at an outer region of the disks, and the frequency ratios of excited oscillations are roughly $1 : 2 : 3 \dots$. Such oscillations will be of interest, but are subjects outside the present issue.

ii) Vertical resonance of p- or g-mode oscillations

In this case, the radii where resonance occurs efficiently are places where both equations (20) and (21) are simultaneously satisfied. These conditions can be written down in the following four cases:

$$\begin{aligned}
\text{(a): } & \omega \pm \omega^{\text{T}} - (m \pm 2)\Omega = \tilde{n}^{1/2}\Omega_{\perp} \quad \text{and} \quad \omega - m\Omega = \kappa, \\
\text{(b): } & \omega \pm \omega^{\text{T}} - (m \pm 2)\Omega = \tilde{n}^{1/2}\Omega_{\perp} \quad \text{and} \quad \omega - m\Omega = -\kappa, \\
\text{(c): } & \omega \pm \omega^{\text{T}} - (m \pm 2)\Omega = -\tilde{n}^{1/2}\Omega_{\perp} \quad \text{and} \quad \omega - m\Omega = \kappa, \\
\text{(d): } & \omega \pm \omega^{\text{T}} - (m \pm 2)\Omega = -\tilde{n}^{1/2}\Omega_{\perp} \quad \text{and} \quad \omega - m\Omega = -\kappa.
\end{aligned} \tag{27}$$

As in the horizontal resonance, we see that cases (a) and (d) are uninteresting even if they have solutions, since the excitation condition (24) is not satisfied. Resonances resulting from case (b) or case (c), on the other hand, satisfy condition (24). In cases of (b) and (c), the resonant radii are found to be

$$\kappa = 2\Omega - \tilde{n}^{1/2}\Omega_{\perp} \mp \omega^{\text{T}}, \tag{28}$$

where both signs of \pm are possible. The negative sign is for the case of (b) and positive one is for (c). Here, ω^{T} has been assumed to be much smaller than Ω . This resonant condition is satisfied in the case of $\tilde{n} = 2$ and 3 at inner region of relativistic disks.

If the resonant radius, r_{res} , is determined by solving equation (28), the frequencies of resonantly excited oscillations are found to be

$$\omega = (m\Omega \pm \kappa)_{\text{res}}. \tag{29}$$

iii) Horizontal resonance of vertical p-mode or c-mode oscillations

In this case, the set of equations to be used to determine resonant radii are [see equations (19) and (22)]

$$\begin{aligned}
\text{(a): } & \omega \pm \omega^{\text{T}} - (m \pm 2)\Omega = \kappa \quad \text{and} \quad \omega - m\Omega = n^{1/2}\Omega_{\perp}, \\
\text{(b): } & \omega \pm \omega^{\text{T}} - (m \pm 2)\Omega = \kappa \quad \text{and} \quad \omega - m\Omega = -n^{1/2}\Omega_{\perp}, \\
\text{(c): } & \omega \pm \omega^{\text{T}} - (m \pm 2)\Omega = -\kappa \quad \text{and} \quad \omega - m\Omega = n^{1/2}\Omega_{\perp}, \\
\text{(d): } & \omega \pm \omega^{\text{T}} - (m \pm 2)\Omega = -\kappa \quad \text{and} \quad \omega - m\Omega = -n^{1/2}\Omega_{\perp}.
\end{aligned} \tag{30}$$

As in the previous studies of i) and ii), cases (a) and (d) are outside of our present interest, since the oscillations that satisfy the conditions do not satisfy the excitation condition (24). In the cases of (b) and (c), on the other hand, oscillations are excited, and the radius is characterized by

$$\kappa = 2\Omega - n^{1/2}\Omega_{\perp} \pm \omega^{\text{T}}. \tag{31}$$

This expression for resonant radii is the same as relation (28), except that \tilde{n} in relation (28) is now replaced by n .

The frequencies of resonantly excited oscillations are

$$\omega = (m\Omega \pm n^{1/2}\Omega_{\perp})_{\text{res}}, \tag{32}$$

where the resonant radius, r_{res} , is now determined by equation (31).

Finally, it is noted that there is no resonance characterized by the set of equations (20) and (22), as far as n and \tilde{n} are moderate integers.

4. Frequency Variation by Change of Vertical Disk Structure

Among resonantly excited oscillations discussed in the previous section, the p- and g-mode oscillations resulting from vertical resonance [i.e., the set described by equations (28) and (29)] are of interest in relation to the observed kHz QPOs, since their frequencies are in a reasonable frequency range, as discussed in previous papers.

If we want to account for the observed frequency variation of kHz QPOs by the model described by equations (28) and (29), the frequency of two-armed pattern, ω^{T} , must change with time. Variation of ω^{T} changes the resonant radius [see equation (28)] and thus the frequencies of oscillations [see equation (29)] are changed. This may be one of possible causes of frequency changes of the observed kHz QPOs, but it is not clear whether a large variation of ω^{T} required to explain the time variation of kHz QPOs is generally expected.

Here, one of another possibilities of time variation of resonant radius is considered. So far, we have assumed that the disk is vertically isothermal and oscillations also occur isothermally. Now we relax this assumption, and consider the case where the pressure, p , and density, ρ , are distributed in the vertical direction with a polytropic relation, i.e., $p = K\rho^{1+1/N}$, and the

polytropic index N changes with time. It is noted that in the polytropic disks the vertical integration of the vertical hydrostatic balance gives

$$T_0(r, z) = T_{00}(r) \left(1 - \frac{z^2}{H^2}\right), \quad (33)$$

$$\rho_0(r, z) = \rho_{00}(r) \left(1 - \frac{z^2}{H^2}\right)^N, \quad (34)$$

$$p_0(r, z) = T_{00}(r) \left(1 - \frac{z^2}{H^2}\right)^{1+N}, \quad (35)$$

where subscript 0 represents the quantities in the equilibrium state and 00 are those on the equatorial plane (e.g., Kato et al. 2008).

We consider adiabatic disk oscillations on such polytropic disks, assuming that the ratio of the specific heat, γ , is related to N by $\gamma = 1 + 1/N$. Compared with the case of isothermal disks, derivation of dispersion relation of oscillations in such polytropic disks are much complicated (e.g., Perez et al. 1997; Silbergleit et al. 2001). However, in the limiting case where the couplings between horizontal and vertical motions in an oscillation mode are neglected, we can easily see that the eigen-frequency of local vertical oscillations with (ω, m, n) is given by

$$(\omega - m\Omega)^2 - \Psi_n \Omega_\perp^2 = 0, \quad (36)$$

where for the fundamental ($n = 1$), the first overtone ($n = 2$) and the second overtone ($n = 3$), we have (e.g., Kato 2005)

$$\begin{aligned} \Psi_1 &= 1, \\ \Psi_2 &= 2 + \frac{1}{N} = 1 + \gamma, \\ \Psi_3 &= 3 + \frac{3}{N} = 3\gamma. \end{aligned} \quad (37)$$

It is noted that in the case of isothermal disks, $1/N = 0$ and $\Psi_n = n$.

The above consideration suggests that the condition of vertical resonance, equation (20), is now changed to

$$[\omega \pm \omega^T - (m \pm 2)\Omega]^2 - \Psi_n \Omega_\perp^2 = 0. \quad (38)$$

This relation shows that the resonant radius of the vertical resonance depends not only on ω^T but also on γ . In real accretion disks, a change of mass accretion rate, for example, may bring about a change of the disk vertical structure. This change gives rise to a change of radius of the vertical resonance, leading to frequency change of resonantly excited disk oscillations.

The next subject to be investigated is how the excitation condition (24) is changed in the present case of polytropic disks. Detailed investigation of this is very complicated in mathematical treatment, since normal mode analyses of oscillations are troublesome in the case of polytropic disks. Let us first consider the separability of variables associated with oscillations. If the radial variation of oscillations is strong, a physical quantity associated with the oscillations, say $V(r, z)$, is approximately separated as $V_r(r)V_z(z)$. In the case of

isothermal disks, $V_z(z)$ is the Hermite polynomials [see equation (7)], while it is the Gezenbauer polynomials in the case of polytropic disks [see Perez et al. 1997; Silbergleit et al. 2001]. This makes description of oscillations complicated.

Furthermore, when we want to describe the non-linear couplings between oscillations, we must expand a product of Gezenbauer polynomials into a series of the Gezenbauer polynomials, and must use orthogonal relations among the polynomials to separate oscillation modes. These are much complicated compared with in the case of the Hermite polynomials. These make a detailed examination of excitation condition troublesome, compared with in the case of isothermal disks. Hence, a detailed derivation of excitation condition in the case of polytropic disks is beyond the scope of this paper. Here, we must be satisfied with a rough and physical considerations. That is, we assume that the excitation condition (24) still hold even in the case of polytropic disks, since it has a simple and reasonable physical meaning that will be free from a particular disk structure, as mentioned before.

Hereafter we focus our attention only on the case where p- and g-mode oscillations are excited by the vertical resonance. In this case the basic equations to be used to specify the resonant radius are the set of equations (38) and (29), and the equation to be used to judge whether the oscillations are really excited is equation (24).

By generalizing the procedures in ii) in subsection 3.3, we easily see that the resonant radii, r_{res} , in the cases where oscillations are really excited are obtained by solving

$$\kappa = 2\Omega - \Psi_{\tilde{n}}^{1/2} \Omega_{\perp} \mp \omega^{\text{T}}, \quad (39)$$

and the frequencies of the oscillations, ω , are given by

$$\omega = (m\Omega \pm \kappa)_{\text{res}}. \quad (40)$$

5. Numerical Results

As is shown in equation (40), the frequencies of oscillations excited at the resonant radius are a discrete set, characterized by m and \pm . As the typical frequencies, we take here $(\Omega - \kappa)_{\text{res}}$ and $(2\Omega - \kappa)_{\text{res}}$ as in the previous papers. The former oscillation has $m = 1$, while the latter does $m = 2$. We take a picture that the observed QPOs come from high energy photons that are Comptonized in a corona surrounding a geometrically thin disk where the oscillations are generated. If this picture is adopted, the oscillations with $m = 1$ are observed in the twohold frequency (Kato and Fukue 2006). Based on this situation, we consider that $2(\Omega - \kappa)_{\text{res}}$ and $(2\Omega - \kappa)_{\text{res}}$ correspond to the typical twin frequencies of the observed kHz QPOs, and denote them as

$$2\omega_{\text{LL}} = 2(\Omega - \kappa)_{\text{res}}, \quad \omega_{\text{L}} = (2\Omega - \kappa)_{\text{res}}. \quad (41)$$

The figures of frequencies $2\omega_{\text{LL}}$ and ω_{L} depend on the resonant radius, r_{res} , but the relation between $2\omega_{\text{LL}}$ and ω_{L} is free from detailed models determining r_{res} . That is, the relation

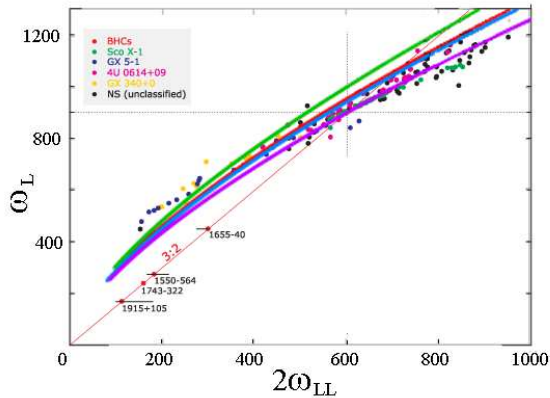


Fig. 1. Diagram showing the relation between ω_L and $2\omega_{LL}$ for some values of mass, M , and spin parameter, a_* . The set of M (in units of M_\odot) and a_* adopted to draw the curves are, from the uppermost to the lowermost curves, (2.0, 0.2)(green), (2.0, 0.0)(red), (2.4, 0.2)(blue), and (2.4, 0.0)(violet). Diagram showing the frequency correlation of the twin kHz QPOs of some neutron-star X-ray sources (taken from Abramowicz 2005) are superposed by assuming that the upper and lower kHz QPOs correspond, respectively, to ω_L and $2\omega_{LL}$.

depends only on the mass of the central object, M , and the spin parameter, a_* , representing the metric. The variations of such parameters as γ and ω^T determine only the allowed range of variation on the $\omega_L - 2\omega_{LL}$ curve. The $\omega_L - 2\omega_{LL}$ relation is shown in figure 1 for some sets of M and a_* . On this figure, the diagram showing the observed relation between the upper and lower frequencies of the twin kHz QPOs of some typical sources has been superposed, assuming that the lower and upper kHz QPOs correspond, respectively, to $2\omega_{LL}$ and ω_L . In the region of $2\omega_{LL} > 600$ Hz, the $\omega_L - 2\omega_{LL}$ relation seems to well describe observations if $M = 2.4M_\odot$ and $a_* = 0$ are adopted.

Next, we examine which part of the $\omega_L - 2\omega_{LL}$ curve is allowed in the case where γ and ω^T vary in resonable ranges. As a preparation to this study, we first examine how the resonant radius varies by changes of γ and ω^T . We consider first the case of $\omega^T = 0$ and $\tilde{n} = 2$. From equation (39), we see that in this case the resonant radius is described by

$$\kappa = 2\Omega - (1 + \gamma)^{1/2}\Omega_\perp. \quad (42)$$

Figure 2 shows how the resonant radius described by equation (42) changes as a function of γ for two cases of $a_* = 0$ and $a_* = 0.3$. The change of resonant radius by change of ω^T is shown in figure 3 by adopting the positive sign in equation (39):

$$\kappa = 2\Omega - (1 + \gamma)^{1/2}\Omega_\perp + \omega^T. \quad (43)$$

In figure 3, $\gamma = 4/3$ has been adopted and two cases of $a_* = 0$ and $a_* = 0.3$ are shown. The $r_{\text{res}} - \omega^T$ relation in the case of $\kappa = 2\Omega - (1 + \gamma)^{1/2}\Omega_\perp - \omega^T$ is obtained by just changing the sign of ω^T in figure 3.

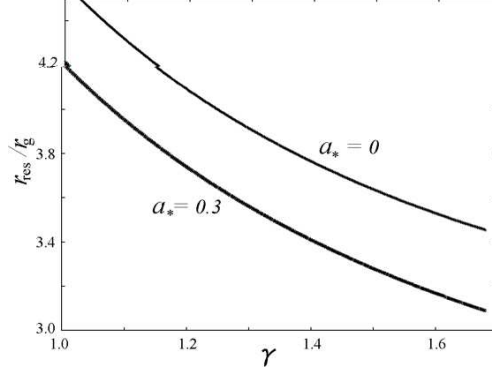


Fig. 2. r_{res}/r_g - γ relation obtained by solving equation (42). $\omega^{\text{T}} = 0$ has been adopted. Two cases of $a_* = 0$ and $a_* = 0.3$ are shown.

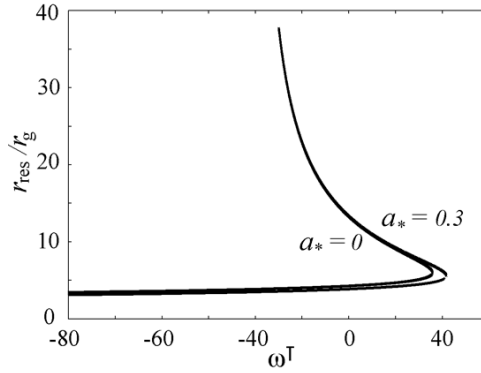


Fig. 3. r_{res}/r_g - ω^{T} relation obtained by solving equation (43). Two cases of $a_* = 0$ and $a_* = 0.3$ are shown with $\gamma = 4/3$.

We next examine how much $2\omega_{\text{LL}}$ and ω_{L} vary, when ω^{T} and γ are changed in reasonable ranges. Two cases of $\gamma = 1$ and $\gamma = 4/3$ are considered, and for each case of γ , ω^{T} is changed from 0 to -80 Hz (retrograde precession of deformation), with $M = 2.4 M_{\odot}$ and $a_* = 0.0$. The results are shown in figure 4, where ω_{L} and ω^{T} are shown as functions of $2\omega_{\text{LL}}$. In the Z-sources, the frequency of the horizontal branch oscillation (HBO) is known to change with correlation with the frequencies of kHz QPOs, i.e., the frequency of HBO is roughly $(1/15)$ of the lower kHz QPO frequency. So, in figure 4 a straight curve of $(1/15) \times 2\omega_{\text{LL}}$ has been added in order to compare it with the $|\omega^{\text{T}}| - 2\omega_{\text{LL}}$ relation obtained here.

The comparison of the line of $(1/15) \times 2\omega_{\text{LL}}$ with the $|\omega^{\text{T}}| - 2\omega_{\text{LL}}$ curve in figure 4 suggests that if changes of ω^{T} and γ are not independent but correlated, the present model may describe the observed frequency correlation between kHz QPOs and the horizontal branch QPOs (see the next section).

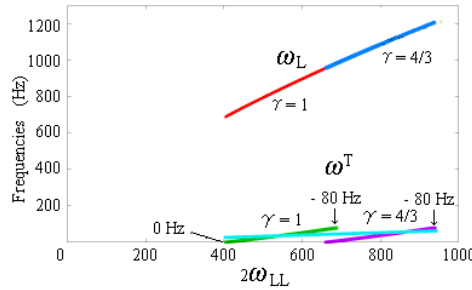


Fig. 4. Diagram showing the $\omega_L - 2\omega_{LL}$ and $\omega^T - 2\omega_{LL}$ relations in the cases where $\gamma = 1$ and $4/3$, in each case ω^T being changed in the range of 0 Hz to - 80 Hz (retrograde precession). For a comparison, the curve of $(1/15) \times 2\omega_{LL}$ is shown in order to compare with observations, since the frequency of horizontal branch oscillations and that of the lower kHz QPOs are correlated with the former being about 1/15 of the latter.

6. Discussion

Comparison of the present disk oscillation model of QPOs with the observed kHz QPOs suggests that masses of the central sources are around $2.4M_{\odot}$, if they have no spin (see figure 1). If they have spin, a larger mass is required to describe observations by our model. This mass required by our model seems to be rather large compared with that usually supposed as neutron star mass, although it is not excluded theoretically.

So far as we assume that $2(\Omega - \kappa)_{\text{res}} (\equiv 2\omega_{LL})$ and $(2\omega - \kappa)_{\text{res}} (\equiv \omega_L)$ correspond, respectively, to the upper and lower kHz QPOs, the above conclusion seems to be robust, since the $2\omega_{LL} - \omega_L$ relation does not depend on detailed models of resonance. This is true even in the case of one-armed deformed-disks, as far as $2\omega_{LL}$ and ω_{LL} are assumed to correspond to the observed twin kHz QPOs.

There are a few possibilities to evade the above conclusion, since some assumptions and simplifications are involved in the present model. First, we have assumed that the angular velocity of disk rotation, Ω , is the Keplerian. In the central part of the disks, this simplification might be violated, since magnetic field anchored to the central source may be strong enough to modify the disk rotation.

More importantly, we should remember that our analyses are based on an idea that QPOs are propagating transient phenomena. That is, in addition to the condition of vertical resonance, equation (38), we imposed a condition that the oscillations that are excited most strongly are those whose radial group velocity just vanishes at the resonant radius, i.e., equation (21). Combining these two relations, we have obtained the resonant radius, equation (39). The imposed condition (21), however, is not always clear whether it is most relevant to specify the resonantly excited oscillations. If this condition is relaxed, the resonant radius given by equation (39) is modified. For example, the resonant radius may differ for each oscillation mode, and

$2\omega_{\text{LL}} - \omega_{\text{L}}$ relation is changed. Furthermore, we should notice that if the kHz QPOs are trapped oscillations, their frequencies are determined by a trapping condition, rather than by vanishing of group velocity. Then, a different approach from the present paper is necessary to consider frequencies of QPOs (see Ferreira and Ogilvie 2008; Ohtari et al. 2009).

In this paper we considered the case of $\tilde{n} = 2$, i.e., the vertical component of displacement vector associated with the intermediate oscillations has two nodes in the vertical direction. In the case of $\tilde{n} = 0$ there is no vertical resonance, and in the case of $\tilde{n} = 1$, the frequency of the vertical oscillation and that of the vertical resonance are always Ω_{\perp} , independent of the vertical structure of disks. Hence, $\tilde{n} = 2$ is the possible smallest value of \tilde{n} where the vertical disk structure can affect the frequency of resonant oscillations. The intermediate oscillations with $\tilde{n} = 2$ are realized when the set of (n, n^{T}) is $(0,2)$, $(1,1)$, $(1,3)$, or $(2,0), \dots$ in the case of vertically isothermal disks. We assume that the situation does not change much even in the case of polytropic disks. Then, if we remember that we are now treating the deformation with $m^{\text{T}} = 2$, the sets with $n^{\text{T}} = 2$ or $n^{\text{T}} = 3$ are of interest among the above sets of (n, n^{T}) , since in the cases of $(m^{\text{T}} = 2, n^{\text{T}} = 2)$ and $(m^{\text{T}} = 2, n^{\text{T}} = 3)$, we can expect low frequency deformation of disks by the following reason.

Silbergleit et al. (2001) examined global adiabatic disk oscillations in polytropic disks, corresponding general considerations of the process deriving relations (37). By separating approximately a disturbance associated with disk oscillation, say $V(r, z)$, into a separated form, say $V_r(r)V_z(z)$, they solved the resulting wave equation by WKB methods. They show that the frequency of vertical oscillation, say ω , is given by

$$(\omega - m\Omega)^2 = \frac{1}{2}n[\gamma(n-1) + (3-n)]\Omega_{\perp}^2, \quad (44)$$

where γ is the ratio of specific heats, m is the azimuthal wavenumber and $n = 0, 1, 2, \dots$ is an integer characterizing the node number in the vertical direction. In the cases of $(m = 2, n = 2)$ and $(m = 2, n = 3)$, the above equation has solutions of the forms [see equation (37)]:

$$\begin{aligned} \omega &= -(\gamma + 1)^{1/2}\Omega_{\perp} + 2\Omega \quad (n = 2) \\ \omega &= -(3\gamma)^{1/2}\Omega_{\perp} + 2\Omega \quad (n = 3). \end{aligned} \quad (45)$$

Here, the above results are applied to disk deformation, and thus ω and n in equation (45) are regarded, respectively, as ω^{T} and n^{T} . Equation (45) then suggests that a low frequency disk deformation is expected when $n^{\text{T}} = 2$ and $n^{\text{T}} = 3$ for relevant figures of γ . For example, in the case of $n^{\text{T}} = 3$, a steady deformation of disks is possible for $\gamma = 4/3$, and ω^{T} is negative (retrograde precession) for $\gamma > 4/3$, $|\omega^{\text{T}}|$ increasing with increase of γ . This γ - dependence of $|\omega^{\text{T}}|$ is qualitatively the same as the $\omega^{\text{T}} - \gamma$ relation required to describe observational correlation between kHz QPOs and HBOs. For example, let us consider the case where ω^{T} is related to γ as $\omega^{\text{T}} = -100(\gamma - 0.5)$ (retrograde precession), and γ changes in the range of $\gamma = 2/3$ to

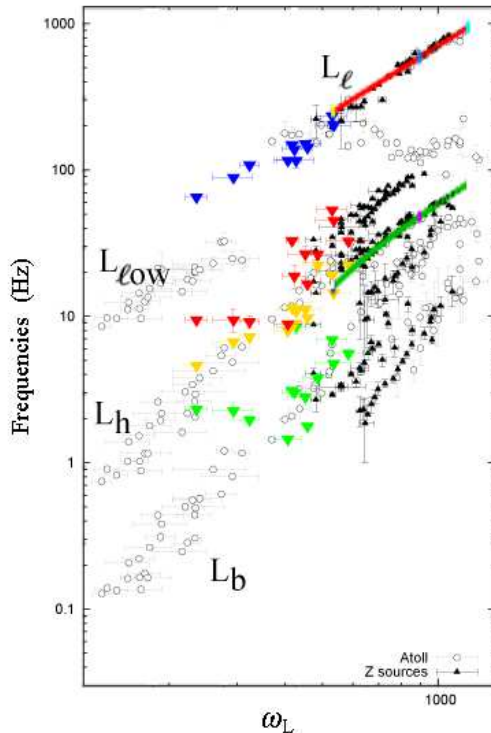


Fig. 5. Diagram showing $2\omega_{LL} - \omega_L$ and $|\omega^T| - \omega_L$ relations in the case where ω^T and γ is related as $\omega^T = -100(\gamma - 0.5)$ and γ varies in the range of $2/3$ to $4/3$. The mass of the central source and the spin parameters are, respectively, $M = 2.4M_\odot$ and $a_* = 0$. The diagram has been superposed by the diagram showing the observed frequency correlations among kHz QPOs and low frequency QPOs (taken from Boutloukos et al. 2006), assuming that ω_L corresponds to the higher kHz QPO.

$\gamma = 4/3$.⁵ The $2\omega_{LL} - \omega_L$ and $|\omega^T| - \omega_L$ relations in this case are shown in figure 5. On this figure, observed QPOs data for typical sources are superposed, assuming that ω_L corresponds to the upper kHz QPOs.

Finally, we should emphasize that in our QPO model, non-linear couplings and resonances that are considered are between disk deformation and oscillations. Concerning oscillations themselves, however, our resonant model is linear; non-linear and resonant processes among oscillations themselves are not considered. If we want to describe the fact that the observed amplitudes of neutron-star twin QPOs changes sign as the observed frequency ratio of the QPOs passes through the value $3 : 2$ (Török 2009), non-linear resonant processes between twin QPOs should be considered as Horak et al. (2009) did and succeeded to describe it. The non-linear resonant processes among oscillations, however, are not considered in our resonant model, since in our model they are not main processes for determining the oscillations excited and their frequencies.

⁵ We do not insist that ω^T and γ should be correlated in this way. This is just an example.

References

- Abramowicz, M. A., & Kluźniak, W. 2001, *A&A*, 374, L19
- Abramowicz, M.A. 2005, *Astron. Nachr.* 326, No.9
- Abramowicz, M.A., Bulik, T., Bursa, M., & Kluźniak, W. 2003, *A&A*, 404, L21
- Boutloukos, S., van der Klis, M., Altamirano, D., Klein-Wolt, M., Wijnands, R., Jonker, P.G., Fender, R.P. 2006, *ApJ*, 653, 1435
- Ferreira, B.T. & Ogilvie, G.I. 2008, *MNRAS*, 386, 2297
- Horak, J., Abramowicz, M.A., Kluźniak, W., Rebusco, P., & Török, G. 2009, *A&A*, 499, 536
- Kato, S. 2001, *PASJ*, 53, 1
- Kato, S. 2004, *PASJ*, 56, 559
- Kato, S. 2005, *PASJ*, 57, 699
- Kato, S. 2008a, *PASJ*, 60, 111
- Kato, S. 2008b, *PASJ*, 60, 889
- Kato, S. 2008c, *PASJ*, 60, 1387
- Kato, S., Fukue, J. 2006, *PASJ*, 58, 909
- Kato, S., Fukue, J., & Mineshige, S. 2008, *Black-Hole Accretion Disks — Towards a New paradigm —* (Kyoto: Kyoto University Press)
- Machida, M. & Matsumoto, R., 2008, *PASJ*, 60, 613
- Meheut, H., & Tagger, M. 2009, *Astro-ph.* arXiv:0906.4928v1
- Okazaki, A.T., Kato, S., & Fukue, J. 1987, *PASJ*, 39, 457
- Oktariani, F., Okazaki, A.T. & Kato, S. 2009, in preparation
- Perez, C.A., Silbergleit, A.S., Wagoner, R.V., & Lehr, D.E. *ApJ*, 476, 589
- Silbergleit, A.S., Wagoner, R., & Ortega-Rodriguez, M. 2001, *ApJ*, 548, 335
- Török, G. 2009, *A&A*, 497, 661