

Suppression of power-broadening in strong-coupling photoassociation in the presence of a Feshbach resonance

Bimalendu Deb^{1,2} and Arpita Rakshit¹

¹Department of Materials Science, and ²Raman Center for Atomic, Molecular and Optical Sciences, Indian Association for the Cultivation of Science (IACS), Jadavpur, Kolkata 700032. INDIA

Abstract.

Photoassociation (PA) spectrum in the presence of a magnetic Feshbach resonance is analyzed. Nonperturbative solution of the problem yields analytical expressions for PA linewidth and shift which are applicable for arbitrary PA laser intensity and magnetic field tuning of Feshbach Resonance. We show that by tuning magnetic field close to Fano minimum, it is possible to suppress power broadening at increased laser intensities. This occurs due to quantum interference of PA transitions from unperturbed and perturbed continuum. Line narrowing at high laser intensities is accompanied by large spectral shifts. We briefly discuss important consequences of line narrowing in cold collisions.

PACS numbers: 34.50.Cx, 34.80.Dp, 32.70.Jz, 34.80.Pa

1. Introduction

Over the years, photoassociation and Feshbach resonance have become important tools in manipulation of ultracold collisions. Recent experimental [1, 2, 3] and theoretical [4, 5, 6, 7] works on photoassociation (PA) near a magnetic field Feshbach resonance (MFR) [8] give rise to the exciting possibilities of coherent control of atom-molecule conversion. In a recent experiment, Junker *et al.* [1] have demonstrated asymmetric spectral line shape and saturation in PA in the presence of MFR. Asymmetric line shape is a characteristic feature of Fano effect [9] which arises in different areas such as atomic [10], particle [11] and condensed matter physics [12]. When a pair of colliding atoms under the influence of Feshbach resonance are photoassociated into an excited molecular state, PA transitions can occur in two competing pathways. The presence of a Feshbach resonance largely perturbs the continuum states of colliding atoms. As a result, continuum states get hybridised with one or more bound states embedded in the continuum. PA transitions from unperturbed and perturbed continuum states can interfere resulting in asymmetric Fano line shape. The unique aspect of MFR induced Fano effect in PA is that the continuum-bound coherence can be controlled by tuning the magnetic field. Feshbach resonances and photoassociation have a common feature: Both are the effects of continuum-bound interacting systems. In the case of Feshbach resonance, an initial continuum state is coupled to a bound state embedded in the continuum by hyperfine interaction of two atoms. In the case of PA, the continuum state gets coupled to an excited diatomic molecular state by a single photon. Both can be treated within the framework of Fano's theory. In fact, based on Fano's method, theory of one- and two-photon PA have been developed by Bohn and Julienne [13, 14] Two-photon PA [15] has been shown to lead to quantum interference. Furthermore, quantum interference has been demonstrated in coherent formation of molecules [16].

Apart from MFR-induced modification, PA under intense laser fields (strong-coupling regime) can further modify the continuum states due to strong continuum-bound dipole coupling. Fano effect in the strong field regime [17, 18, 19] leads to "confluence of bound-free coherences" [17] which can result in a number of effects such as line narrowing [20], Autler-Townes splitting [17] and nonlinear Fano effect [21]. Continuum-bound coherences in strongly interacting ultracold atoms can lead a number of profound physical effects which may not be observed in the weak coupling regime. A decade ago, Vuletic *et al.* [22] experimentally observed line narrowing in the spectrum of trap loss of atoms due to a tunable Feshbach resonance. In Fano's Theory [9], a continuum interacting with a bound state is exactly diagonalized leading to a "dressed" continuum state. In linear Fano Theory, optical transition matrix element between this dressed continuum and any other bound state is obtained perturbatively by the use of Fermi Golden rule. In the strong coupling regime, optical coupling of the dressed continuum with any other state needs to be treated nonperturbatively either by "double diagonalization" technique [17] or by other diagonalization techniques such as used in [23].

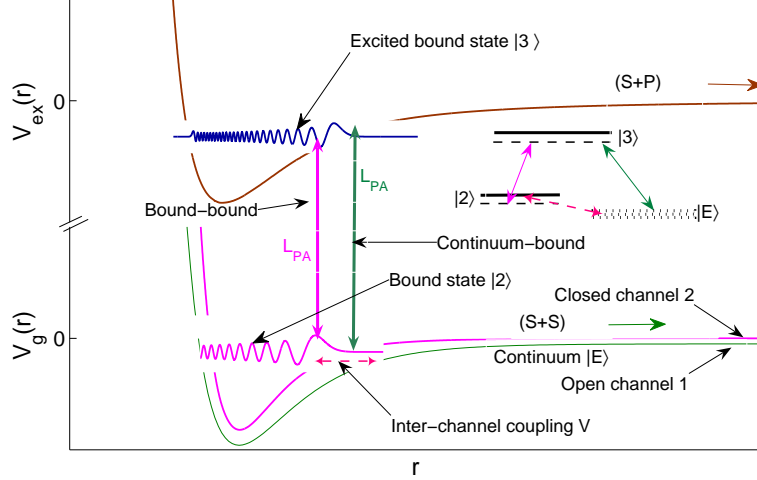


Figure 1. A schematic diagram showing the coupling between the bound state (magenta) $|2\rangle$ and continuum (green) $|E\rangle$ with the excited bound state (blue) $|3\rangle$ via same laser L_{PA} (magenta and green double-arrow vertical lines). Red dashed line indicates the hyperfine coupling between the open and closed channel.

Here we explore the possibility of suppression of power-broadening in strong-coupling PA by manipulation of continuum-bound coherences with Feshbach resonance. As the simplest possible model, we consider optically coupled two bound states interacting with a common continuum as shown in figure 1. We demonstrate that by tuning the magnetic field close to Fano minimum where excitation probability vanishes [9], it is possible to obtain line narrowing in PA spectrum with large shifts at high laser intensities. Large light-shift with narrow linewidth may be useful in efficient tuning of elastic scattering length by optical means [24, 25, 26].

The paper is organised in the following way. In the following section, we discuss in brief the formulation of the problem. In section 3, we present the analytical results on line narrowing and enhancement of shifts. In section 4, we discuss the numerical results and the paper is concluded in section 5.

2. Formulation of the problem

The dressed state of a system of two colliding atoms interacting with a PA laser in the presence of MFR can be written as

$$|\Psi_E\rangle = \frac{1}{r} \left[\int dE' b_{E'} \Psi_{E'}(r) |1\rangle + \sum_{i=2,3} \Phi_i(r) |i\rangle \right] \quad (1)$$

where r is the relative coordinate of the two atoms, E is an energy eigenvalue, $|1(2)\rangle$ represents the internal electronic states of open(closed) channel $|1(2)\rangle$ and

$|3\rangle$ denotes the electronic state of the excited molecule. Φ_i ($i = 2, 3$) and $\Psi_{E'}$ are the wave functions of perturbed bound and continuum states, respectively. Here $b_{E'}$ is density of states of the unperturbed continuum. In writing the above equation, we have assumed that PA laser can couple only a particular ro-vibrational state of the excited molecule; and the bound state Φ_2 has zero angular momentum. Let the hyperfine spin coupling between the channels 1 and 2 be denoted by $V(r)$. Let $\Omega_1(r)$ and $\Omega_2(r)$ represent the molecular Rabi couplings of the excited state $|3\rangle$ with the ground states $|1\rangle$ and $|2\rangle$, respectively. In the absence of these three couplings, let the unperturbed bound states be denoted by $\phi_3(r)$ and $\phi_2(r)$ with bound state energies E_3 and E_2 respectively; and the unperturbed continuum states by $\psi_{E'}$ with asymptotic collision energy E' . With the use of these unperturbed solutions, we construct three Green's functions $G_E(r, r')$, $G_2(r, r')$ and $G_3(r, r')$ which correspond to the channels 1, 2 and 3, respectively. The continuum Green's function $G_E(r, r')$ can be written as $G_E(r, r') = -\pi\psi_E^{reg}(r_{<})\psi_E^+(r_{>})$, where $r_{<(>)}$ implies either r or r' whichever is smaller (greater) than the other. Here $\psi_E^+(r) = \psi_E^{irr} + i\psi_E^{reg}$ where ψ_E^{reg} and ψ_E^{irr} represent regular and irregular scattering functions, respectively. Asymptotically, $\psi_E^{0,reg}(r) \sim j_0 \cos \eta_0 - n_0 \sin \eta_0$ and $\psi_E^{0,irr}(r) \sim -(n_0 \cos \eta_0 + j_0 \sin \eta_0)$, where j_0 and n_0 are the spherical Bessel and Neumann functions for partial wave $\ell = 0$ (s-wave) and η_0 is the s-wave phase shift in the absence of laser and magnetic field couplings. The other two Green's functions correspond to bound state solutions and are of the form $G_3(r, r') = -\frac{1}{\hbar\delta + E - E_3}\phi_3(r)\phi_3(r')$ and $G_2(r, r') = -\frac{1}{E - E_2}\phi_2(r)\phi_2(r')$. Here $\delta = \omega_L - \omega_A$ is the laser-atom detuning, the bound state energy E_3 is measured from the excited state threshold $\hbar\omega_A$. In order to include the spontaneous emission of the excited state, following the prescription given by Bohn and Julienne [13], we introduce in our model an artificial channel with channel state ψ_{art} and its coupling V_{art} with excited state $|3\rangle$; and thereby identify spontaneous linewidth $\hbar\gamma = 2\pi|\langle\psi_{art} | V_{art} | \phi_3\rangle|^2$.

Next, let us introduce a low energy dimensionless interaction parameter

$$\beta(k) = -\cot \eta_{res}(k) \simeq (ka_{res})^{-1} + \frac{1}{2}r_e k \quad (2)$$

where $\eta_{res}(k)$ is the Feshbach resonance phase shift and r_e is related to Feshbach resonance linewidth $\Gamma_r \sim kC$ by $r_e = 2\hbar/(\mu C)$ where C is a constant and μ is the reduced mass of the two atoms. a_{res} is related to the applied magnetic field B by $a_{res} = -\frac{a_{bg}\Delta}{B-B_0}$ [27], where a_{bg} is the background scattering length, B_0 is the resonance magnetic field, Δ is a parameter which depends on Γ_r and magnetic moments of the atoms at B_0 . Having done so, we can obtain the solutions in the form $\Phi_3(r) = A_{PA}\phi_3(r)$ and $\Phi_2(r) = A_{CC}\phi_2(r)$. The explicit form of A_{PA} [23] is given by

$$A_{PA} = \frac{\exp(i\eta_0)(\beta + q)\pi\Omega_{3E}}{(\beta + i)\{\Delta_p + i\hbar(\gamma + \Gamma_{PA})/2\} - \hbar\Gamma_{PA}(q - i)^2/2} \quad (3)$$

where $\Delta_p = \hbar\delta + E - (E_3 + E_{shift}^0)$, E_{shift}^0 is the energy shift in the absence of Feshbach resonance, $\Omega_{3E} = \int dr\phi_3(r)\Omega_1(r)\psi_E^{reg}$ is the continuum-bound molecular dipole coupling and Γ_{PA} is the stimulated linewidth of PA given by $\Gamma_{PA} = 2\pi|\Omega_{3E}|^2$. Here q is Fano's

asymmetry parameter defined by

$$q = \frac{\Omega_{32} + V_{32}}{\pi\Omega_{3E}V_{2E}} \quad (4)$$

where $\Omega_{32} = \int dr \phi_3(r) \Omega_2(r) \phi_2$ is the bound-bound Rabi coupling and $V_{23} = \int \int dr' dr \phi_2(r) V(r) Re[G_E(r, r')] \Omega(r') \phi_3(r')$ represents an effective interaction between the two bound states mediated through their couplings with the common continuum. Note that q is independent of laser intensity. In the limit $k \rightarrow 0$, both Ω_{32} and V_{32} become energy-independent while $\Omega_{3E}V_{2E} \sim k$. Thus at low energy, $q \sim 1/k$. Detailed derivation of the dressed state of is given elsewhere [23], but for completeness we reproduce the derivation in Appendix A.

3. Analytical results

The loss of atoms due to decay of excited state into the decay channels (which is modeled as an artificial scattering channel) is described by the PA rate

$$\begin{aligned} K_{PA} &= \langle |\psi_{art} | V_{art} | \psi \rangle|^2 \rangle \\ &= \frac{1}{hQ_T} \int dE_k \frac{\hbar^2 \gamma \Gamma \exp(-E_k/K_B T)}{(E_k - \Delta E + \hbar\delta_p)^2 + \hbar^2(\gamma + \Gamma)^2/4}, \end{aligned} \quad (5)$$

where $\langle \dots \rangle$ means thermal averaging over the collision energy and $\hbar\delta_p = \hbar\delta - (E_3 + E_{shift}^0 - E_{th})$ is the detuning parameter. Here E_{th} is the threshold of the open channel. Here $Q_T = (2\pi\mu K_B T/h^2)$, $E_k = E - E_{th}$ and K_B is the Boltzmann constant. Γ is the linewidth (in the presence of MFR) given by .

$$\Gamma = f(q, \beta) \Gamma_p = \frac{(\beta + q)^2}{\beta^2 + 1} \Gamma_{PA}. \quad (6)$$

The extra shift caused by MFR is given by

$$\Delta E = \frac{1}{2} \left[\frac{(q^2 - 1)\beta - 2q}{\beta^2 + 1} \right] \Gamma_{PA}. \quad (7)$$

(6) shows that Γ depends on a nonlinear function ($f(q, \beta)$) of q and β . Note that when $\beta \rightarrow \pm\infty$, that is, far away from MFR, $\Gamma \rightarrow \Gamma_{PA}$. It is to be further noted that when $\beta = -q$, we have $\Gamma = 0$ and $A_{PA} = 0$ at which PA ceases to occur. The Fano minimum is given by $\beta_{min} = -q$ or equivalently the corresponding magnetic field B_{min} . Thus Γ can be made arbitrarily small by tuning β close to $-q$. It is possible to suppress power-broadening at increased laser intensities by tuning the magnetic field B close to B_{min} .

Next, we discuss the weak-coupling limit of (6) and (7) when laser intensity is low. For this we first find the dressed continuum state in the limit $\Gamma_{PA} \rightarrow 0$. As $\Gamma_{PA} \rightarrow 0$, $A_{PA} \rightarrow 0$, A_{CC} can be expressed as

$$A_{CC} = -\sqrt{\frac{2}{\pi\Gamma_r}} \exp i(\eta_0 + \eta_{res}) \sin \eta_{res} \quad (8)$$

and $\psi_E(r)$ becomes

$$\psi_E(r) = \exp i(\eta_0 + \eta_{res}) [\psi_E^{0,reg} \cos \eta_{res} + \psi_E^{0,irr} \sin \eta_{res}] \quad (9)$$

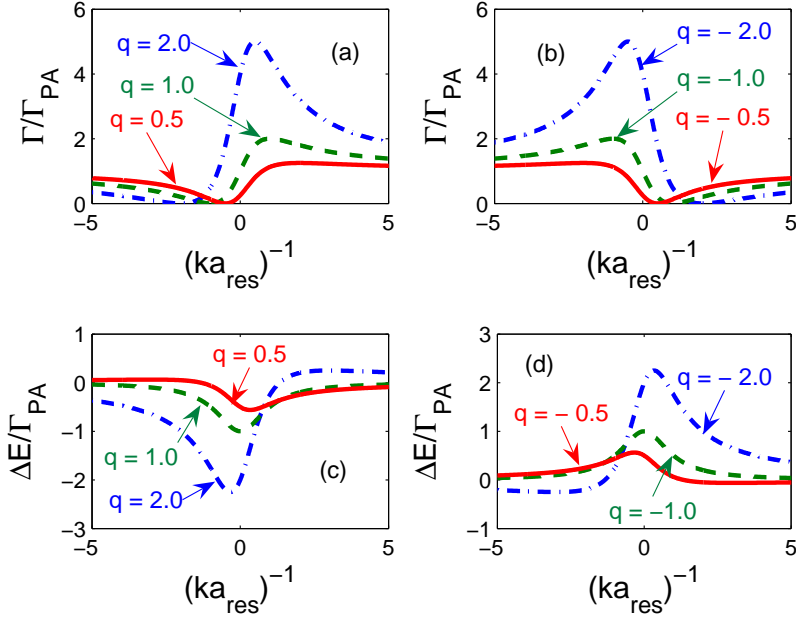


Figure 2. Subplots (a) and (b) show Γ/Γ_{PA} Vs $(ka_{res})^{-1}$ and subplots (c) and (d) exhibit $\Delta E/\Gamma_{PA}$ Vs $(ka_{res})^{-1}$. Plots are for different values q as indicated in the figure. k is defined as $\frac{\hbar^2 k^2}{2m} = K_B T$

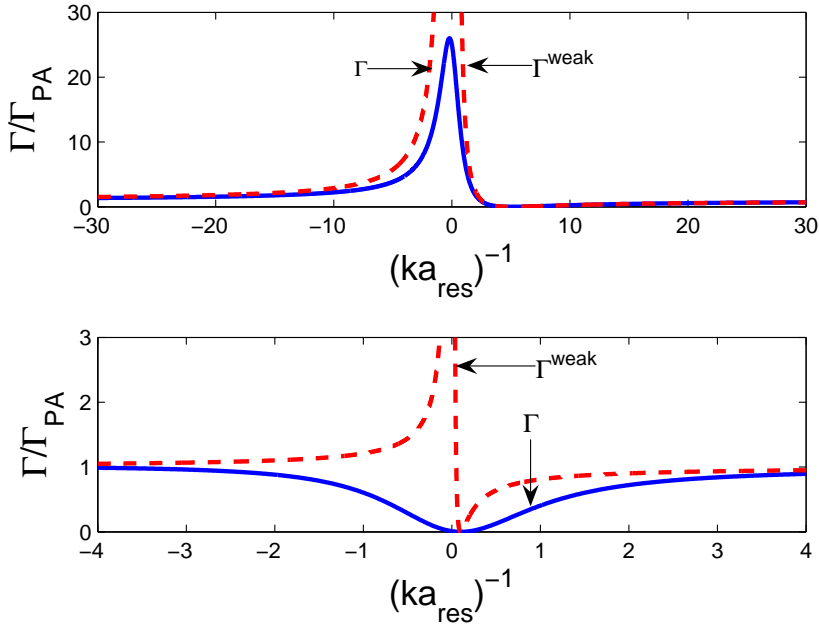


Figure 3. Solid lines represent the linewidth Γ (in unit of Γ_{PA}) given by the expression (6) as a function of $(ka_{res})^{-1}$ for $q = -5.0$ (upper panel) and $q = -0.1$ (lower panel). Dotted lines represent the low coupling expression of (11) for $C_1 = 6$ and $C_2 = 1$ (upper panel); and $C_1 = 0.1$ and $C_2 = 0$ (lower panel). The values of C_1 and C_2 are so chosen such that in the limit $a_{res} \rightarrow 0$, $\Gamma \rightarrow \Gamma^{weak}$.

So in the limit of $\Gamma_{PA} \rightarrow 0$, at low energy the state $|\Psi_E\rangle$ of (1) reduces to

$$|\Psi_E\rangle_0 = \frac{1}{r}[A_{CC}\phi_2(r)|2\rangle + \int b_{E'}\psi_{E'}(r)dE'|1\rangle]. \quad (10)$$

Taking $b'_E = \delta(E - E')$, the stimulated linewidth Γ^{weak} in the weak coupling limit is given by the Fermi golden rule expression

$$\begin{aligned} \Gamma^{weak} &= 2\pi \left| \int r\phi_{VJ}(r)\langle 3 | \Omega_1(r) | \Psi_E\rangle_0 dr \right|^2 \\ &= \Gamma_{PA} |1 + C_1 \sin \eta_{res} + C_2 \tan \eta_{res}|^2 \end{aligned} \quad (11)$$

where $C_1 = \Omega_{3E}^{irr}/\Omega_{3E}$ and $C_2 = (-\sqrt{\frac{2}{\pi\Gamma_r}})\Omega_{32}/\Omega_{3E}$. Here $\Omega_{3E}^{irr} = \langle 3 | \Omega_1 | \psi_E^{0,irr} \rangle$. The expression (11) is in agreement with (6) of [5]. When $\eta_{res} \rightarrow \pi/2$, Γ^{weak} diverges and hence (11) is not valid near $\eta_{res} = \pi/2$. In other words, (11) is not applicable close to Feshbach resonance.

Here we show how the exact expressions of Γ and ΔE as given by (6) and (7), respectively, do enable us to realize the possibility of suppression of power-broadening with enhanced light shift at increased laser intensities. It is clear from (7) that ΔE goes to zero as $\beta \rightarrow \pm\infty$. From (6) and (7), we notice that if laser intensity I is increased by a factor M_I , to suppress power-broadening β is to be changed to β' such that $f(q, \beta') = M_I^{-1}f(q, \beta)$. For $\beta \simeq -q$ we have $\Delta E \simeq -q\Gamma_{PA}/2$ which is proportional to I . Hence when line broadening is suppressed by the tunability of MFR, the total shift $E_{shift} = E_{shift}^0 + \Delta E$ remains proportional to I . The shift E_{shift}^0 is negative in the low energy regime. However, the total shift E_{shift} in the presence of MFR can be positive or negative depending on the values of q and β .

Finally we prove that line narrowing in one-photon PA is not possible in the absence of coupling between open and closed channel. It can be noticed that the PA laser can be tuned either near continuum-bound frequency in which case $\hbar\delta_p \simeq E_k$ or near bound-bound transition frequency $(\tilde{E}_3 - \tilde{E}_2)/\hbar$ in which case $-\hbar\delta_p = (\tilde{E}_2 - E_{th}) = E_{res}$. Here $\tilde{E}_3 = E_3 + E_{shift}^0$ and $\tilde{E}_2 = E_2 + \Delta E_2$, ΔE_2 being the shift of closed channel bound state due to its coupling V with the open channel. In the limit $\Gamma_r \rightarrow 0$,

$$K_{PA} \simeq \frac{\hbar^2 \gamma \Gamma_{PA}}{\left\{ (E - E_3 - E_{shift}^0) + \hbar\delta - \frac{\hbar^2 \Omega_{32}^2}{E - E_2} \right\}^2 + i\hbar^2 (\gamma + \Gamma_{PA})^2 / 4} \quad (12)$$

which is in agreement with the expression of $|S_{1g}|^2$ of [14] if we identify Δ_1 and Δ_2 of [14] with $-\hbar\delta$ and E_2 , respectively. In our case there is only one laser coupling between the continuum and the excited bound state and also between the two bound states. It is clear from the above expression that in the absence of coupling between open and closed channels the narrowing of PA linewidth is not be possible.

4. Numerical results and discussion

For numerical illustration, we consider a model system of two ground-state ($S_{1/2}$) ^7Li atoms undergoing PA from the ground molecular configuration $^3\Sigma_u^+$ to the vibrational state $v = 83$ of the excited molecular configuration $1^3\Sigma_g^+$ which correlates asymptotically

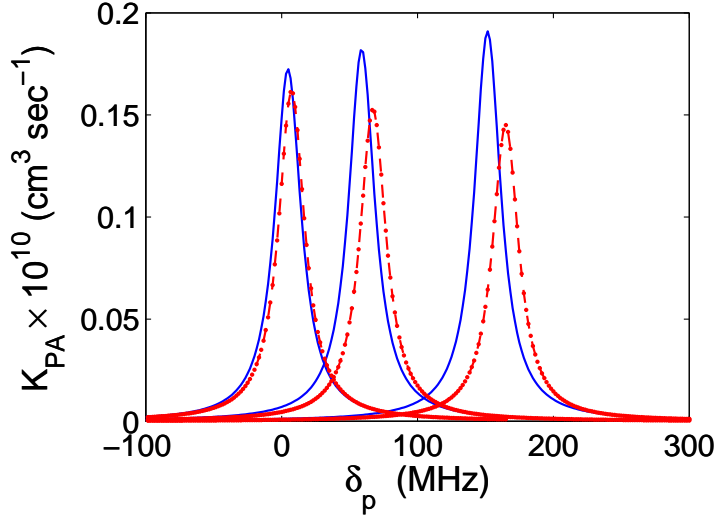


Figure 4. K_{PA} in $\text{cm}^3 \text{sec}^{-1}$ Vs. detuning δ_p in MHz. Each pair of dashed and solid curves are obtained for $\Gamma_{PA} = 1.0$ MHz (left pair), $\Gamma_{PA} = 10.0$ MHz (middle pair) and $\Gamma_{PA} = 25.0$ MHz (right pair) for the fixed $q = -6.36$. For solid curves, magnetic fields are $B = 705.00$ G (left), $B = 708.56$ G (middle) and $B = 709.12$ G (right). For dash-dotted curves, these are $B = 713.19$ G (left), $B = 711.09$ G (middle) and $B = 710.68$ G (right). The magnetic fields are so chosen such that the linewidth Γ remains fixed at 0.04 MHz.

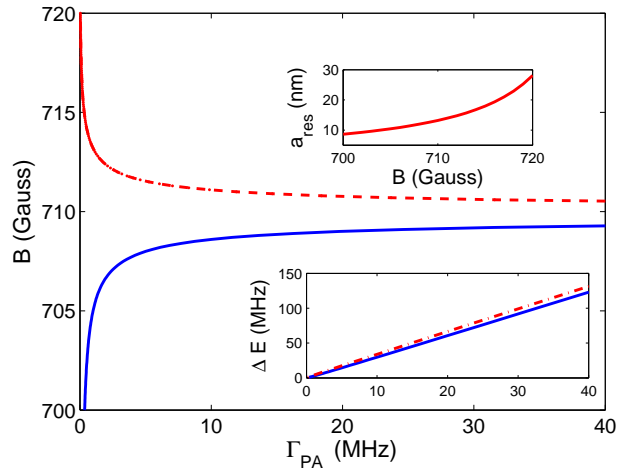


Figure 5. The locus of B and Γ_{PA} for which the linewidth Γ remains fixed at 0.04 MHz. The lower inset shows the variation of ΔE (in MHz) against Γ_{PA} (in MHz) and the upper inset exhibits the variation a_{res} (in nm) against B (in Gauss) at the fixed $\Gamma = 0.04$ MHz.

to $2S_{1/2} + 2P_{1/2}$ free atoms [28, 29]. All the relevant parameters γ , E_{shift}^0 , Δ , a_{bg} and Γ_r are estimated from [28], [30] and [31]. In figure 2, we have plotted Γ/Γ_{PA} and $\Delta E/\Gamma_{PA}$ against $1/ka_{res}$ for positive and negative q values. The maximum and minimum values of linewidth would be observed for $\beta = 1/q$ and $\beta = -q$, respectively. The magnitude of the change in shift due to PA in the presence of MFR is significant near $\beta = -q$. Figure 3 clearly shows that the stimulated linewidth in the weak coupling limit, represented by dashed lines deviate appreciably from nonperturbative results as shown by solid lines. The deviations are the most prominent in the region $(ka_{res})^{-1} \simeq 0$ ($\eta_{res} \simeq \pi/2$). Furthermore, for lower q values these two results deviate most significantly. Figure 4 illustrates how to suppress power-broadening by the appropriate tuning of magnetic field near B_{min} and thereby to keep the total linewidth close to the natural linewidth. There are two values of $\beta(B)$ and correspondingly two values of a_{res} where the linewidth Γ can be kept fixed at a small value at an increased laser intensity. In figure 5, we show how to vary Γ_{PA} (or laser intensity) and the magnetic field in order to keep Γ fixed at 0.04 MHz which is much smaller than the natural linewidth γ although Γ_{PA} can be many orders of magnitude higher than γ . The lower inset in figure 5 shows that the extra shift ΔE can exceed γ by many orders of magnitude while power-broadening is suppressed.

5. Conclusion

In conclusion, we have demonstrated that linewidth of photoassociation spectrum can be narrowed down close to the natural linewidth by making use of tunability of a magnetic Feshbach resonance. Experimentally, the line narrowing effect may be inferred from PA spectra near B_{min} at a high intensity. This enhancement of the life time of excited molecular state may be beneficial for population transfer from ground state collisional continuum to ground molecular state by two-photon Raman-type PA. Furthermore, narrow linewidth with large shift will be useful for efficient manipulation of scattering length by optical Feshbach resonance [24, 25]. This will be particularly important for altering scattering amplitude of higher partial waves [26].

Acknowledgments

One of us (AR) is grateful to CSIR, Govt. of India for a support. BD is thankful and indebted to G. S. Agarwal for helpful discussions.

Appendix-A

The coupled differential equations for the model are given by

$$\begin{aligned} \left[-\frac{\hbar^2}{2\mu} \frac{d^2}{dr^2} + B_J(r) \right] \Phi_3 + [V_e(r) - \hbar\delta - E - i\hbar\gamma/2] \Phi_3 \\ = -\Omega_1\chi - \Omega_2\Phi_2, \end{aligned} \quad (A.1)$$

$$\left[-\frac{\hbar^2}{2\mu} \frac{d^2}{dr^2} + V_2(r) - E \right] \Phi_2 = -\Omega_2^* \Phi_3 - V^* \chi, \quad (\text{A.2})$$

$$\left[-\frac{\hbar^2}{2\mu} \frac{d^2}{dr^2} + V_1(r) - E \right] \chi = -\Omega_1^* \Phi_3 - V^* \Phi_2. \quad (\text{A.3})$$

Using Green's functions $G_3(r, r')$, we find $\Phi_3 = A_{PA}\phi_3$, where

$$A_{PA} = \frac{\int dr' [\Omega_1(r')\chi(r') + \Omega_2(r')\Phi_2(r')]}{\hbar\delta + E - E_3 + i\hbar\gamma/2} \phi_3(r'). \quad (\text{A.4})$$

In a similar way, using $G_2(r, r')$ we can write $\Phi_2 = A_{CC}\phi_2$, where

$$A_{CC} = \frac{[A_{PA}\Omega_{32}^* + \int dr' \chi(r')\Omega_1(r')\phi_2(r')]}{E - E_2} \quad (\text{A.5})$$

where $\Omega_{32} = \int dr \phi_3(r)\Omega_2(r)\phi_2(r)$. The continuum state can be written as $\chi(r) = \int dE' b_{E'} \psi_{E'}(r)$. Thus we obtain

$$\begin{aligned} -\frac{\hbar^2}{2\mu} \frac{d^2}{dr^2} \psi_{E'}(r) + [V_1(r) - E] \psi_{E'}(r) = & -\Omega_1^*(r) \tilde{A}_{PA} \phi_3(r) \\ & - \frac{(\tilde{V}_{2E} + \tilde{A}_{PA} \Omega_2)}{E - E_2} V(r) \phi_3(r) \end{aligned} \quad (\text{A.6})$$

where

$$\tilde{A}_{PA} = \frac{\tilde{\Omega}_{3E}(E - E_2) + \Omega_{32} \tilde{V}_{2E}}{\mathcal{D}(E - E_2) - |\Omega_{32}|^2}. \quad (\text{A.7})$$

Here $\mathcal{D} = \hbar\delta + E - E_3 + i\hbar\gamma/2$, $\tilde{V}_{2E} = \int dr \phi_2(r)V(r)\psi_{E'}(r)$ and $\tilde{\Omega}_{3E} = \int dr \phi_3(r)\Omega_1(r)\psi_{E'}(r)$. Using the Green's function $G_E(r, r')$, from equation (A.6) we obtain

$$\begin{aligned} \psi_{E'} = & \exp(i\eta_0) \psi_{E'}^{0,reg} + \int dr' G_E(r, r') \left[\Omega_1^*(r') \tilde{A}_{PA} \phi_3(r') \right. \\ & \left. + \frac{\tilde{V}_{2E}^* + \tilde{A}_{PA} \Omega_{32}}{(E - E_2)} V(r') \phi_2(r') \right]. \end{aligned} \quad (\text{A.8})$$

Now using this solution, we can calculate the probability amplitude of excitation in the following form

$$\tilde{A}_{PA} = \frac{\exp(i\eta_0) (\Omega_{3E} + G V_{2E}^*)}{\mathcal{D} - \frac{|\Omega_{32}|^2}{E - E_2} - (B_p + G B_f)} \quad (\text{A.9})$$

where

$$V_{2E} = \int dr \phi_2(r) V(r) \psi_{E'}^{0,reg}(r) \quad (\text{A.10})$$

and

$$\Omega_{3E} = \int dr \phi_3(r) \Omega_1(r) \psi_{E'}^{0,reg}(r). \quad (\text{A.11})$$

The other parameters here are

$$G = \frac{[\Omega_{32} + V_{32} - i\pi V_{2E}\Omega_{3E}]}{[E - E_2 - \Delta E_2 + i\pi|V_{2E}|^2]} \quad (\text{A.12})$$

,

$$B_p = E_{shift}^0 - i\pi|\Omega_{3E}|^2 - \Omega_{32} \frac{[-V_{32} + i\pi V_{2E}\Omega_{3E}]}{(E - E_2)} \quad (\text{A.13})$$

and

$$B_f = V_{32} - i\pi V_{2E}\Omega_{3E} - \Omega_{32} \frac{[-\Delta E_2 + i\pi|V_{2E}|^2]}{(E - E_2)} \quad (\text{A.14})$$

where

$$E_{shift}^0 = \int \int dr' dr \phi_3(r) \Omega_1^*(r) \text{Re}[G_E(r', r)] \Omega_1(r') \phi_3(r'), \quad (\text{A.15})$$

$$V_{32} = \int \int dr' dr \phi_2(r) V(r) \text{Re}[G_E(r', r)] \Omega_1^*(r') \phi_3(r') \quad (\text{A.16})$$

and

$$\Delta E_2 = \int \int dr' dr \phi_2(r) V^*(r) \text{Re}[G_E(r', r)] V(r') \phi_2(r'). \quad (\text{A.17})$$

Here we introduce two new parameters $\beta = (E - E_2 - \Delta E_2)/(\hbar\Gamma_r/2)$ and $q = (\Omega_{32} + V_{32})/(\pi\Omega_{3E}V_{2E})$. Now after some algebra we can express (A.9) in the following form

$$\tilde{A}_{PA} = \frac{\exp(i\eta_0)(\beta + q)\pi\Omega_{3E}}{(\beta + i)\{\Delta_p + i\hbar(\gamma + \Gamma_{PA})/2\} - \hbar\Gamma_{PA}(q - i)^2/2} \quad (\text{A.18})$$

References

- [1] Junker M, Dries D, Welford C, Hitchcock J, Chen Y P and Hulet R G 2008 *Phys. Rev. Lett.* **101** 060406
- [2] Winkler K, Lang F, Thalhammer G, Straten R and Denschlag H 2007 *Phys. Rev. Lett.* **98** 043201
- [3] Ni K K, Ospelkaus S, de Miranda M H G, Peer A, Neyenheis B, Zirbel J J, Kotochigova S, Julienne P S, Jin D S and Ye J 2008 *Science* **322** 231
- [4] Mackie M, Matthew F, Savage D and Kesselman J 2008 *Phys. Rev. Lett.* **101** 040401
- [5] Pellegrini P and Cote R 2008 *New J. Phys.* **11** 055047
- [6] Pellegrini P, Gacesa M and Cote R 2008 *Phys. Rev. Lett.* **101** 053201
- [7] Kuznetsova E, Gacesa M, Pellegrini P, Susanne F Y and Cote R 2009 *New J. Phys.* **11** 055028
- [8] Tiesinga E, Verhaar B J and Stoof H T C 1993 *Phys. Rev. A* **47** 4114
- [9] Fano U 1961 *Phys. Rev.* **124** 1866
- [10] Madden R P and Codling K 1963 *Phys. Rev. Lett.* **10** 516
- [11] Muller B, Rafelski J and Greiner W 1972 *Z. Physik* **257** 62
- [12] Faist J, Capasso F, Sirtori C, West K W and Pfeiffer L N 1997 *Nature* **390** 589
- [13] Bohn J L and Julienne P S 1999 *Phys. Rev. A* **60** 414
- [14] Bohn J L and Julienne P S 1996 *Phys. Rev. A* **54** R4637
- [15] Dumke R, Weinstein J D, Johanning M, Joans K M and Lett P D 2005 *Phys. Rev. A* **72** 041801(R); Moal S, Portier M, Kim J, Dugue J, Rapol U D, Leduc M and Cohen Tannoudji C 2006 *Phys. Rev. Lett.* **96** 023203; Schloder U, Deuschle T, Silber C and Zimmermann C 2003 *Phys. Rev. A* **68** 051403(R)

- [16] Wynar R, Freeland R S, Han D J, Ryu C and Heinzen D J 2000 *Science* **287** 1016; Winkler K, Thalhammer G, Theis M, Ritsch H, Grimm R and Denschlag J H *et al.* 2005 *Phys. Rev. Lett.* **95** 063202 ; Ryu C, Du X, Yesilada E, Dudarev A M, Wan S, Niu Q, Heinzen D J *cond-mat/0508201*
- [17] Rzazewski K and Eberly J H 1981 *Phys. Rev. Lett.* **47** 408
- [18] Lambropoulos P and Zoller P 1981 *Phys. Rev. A* **24** 379
- [19] Agarwal G S, Haan S L, Burnett K and Cooper J *Phys. Rev. Lett.* **48** 1164
- [20] Neukammer J, Rinneberg H, Jonsson G, Cooke W E, Hieronymus H, Konig A, Vietzke K and Springer-Bolk H 1985 *Phys. Rev. Lett.* **55** 1979
- [21] Kroner M, Govorov A O, Remi S, Biedermann B, Seidi S, Badolato A, Petroff P. M., Zhang W, Barbour R, Gerardot B.D., Warburton R J and Karrai K 2008 *Nature* **451** 311
- [22] Vuletic V, Chin C, Kerman A J and Chu S 1999 *Phys. Rev. Lett.* **83** 943
- [23] Deb B and Agarwal G S LANL arXiv 0903.3799
- [24] Fedichev P O, Kagan Y, Shlyapnikov G V and Walraven J T M 1996 *Phys. Rev. Lett.* **77** 2913
- [25] Fatemi F K, Jones K M and Lett P D 2000 *Phys. Rev. Lett.* **85** 4462; Theis M, Thalhammer G, Winkler K, Hellwig M, Ruff G, Grimm R and Denschlag J H 2004 *Phys. Rev. Lett.* **93** 123001; Thalhammer G, Theis M, Winkler K, Grimm R, and Denschlag J H 2005 *Phys. Rev. A* **71** 033403; Enomoto K, Kasa K, Kitagawa M, and Takahashi Y 2008 *Phys. Rev. Lett.* **101** 203201
- [26] Deb B and Hazra J 2009 *Phys. Rev. Lett.* **103** 023201
- [27] Moerdijk A J, Verhaar B J and Axelsson A 1995 *Phys. Rev. A* **51** 4852
- [28] Prodan I D, Pichler M, Junker M, Hulet R G and Bohn J L 2003 *Phys. Rev. Lett.* **91** 080402
- [29] Abraham E R I, McAlexander W I, Sackett C A and Hulet R G 1995 *Phys. Rev. Lett.* **74** 1315
- [30] Pollack S E, Dries D, Junker M, Chen Y P, Corcovilos T A and Hulet R G 2009 *Phys. Rev. Lett.* **102** 090402
- [31] Chin C, Grimm R, Julienne P S and Tiesinga E 2008 LANL arXiv 0812.1496