

High-resolution UVES/VLT spectra of white dwarfs observed for the ESO SN Ia Progenitor Survey. III. DA white dwarfs^{*}

D. Koester¹, B. Voss^{2,1}, R. Napiwotzki³, N. Christlieb⁴, D. Homeier⁵, T. Lisker^{6,8}, D. Reimers⁷, and U. Heber⁸

¹ Institut für Theoretische Physik und Astrophysik, Universität Kiel, 24098 Kiel, Germany

² Zeiss-Planetarium, LWL-Museum für Naturkunde, 48161 Münster, Germany

³ Centre for Astrophysics Research, University of Hertfordshire, College Lane, Hatfield AL10 9AB, UK

⁴ Landessternwarte, Zentrum für Astronomie der Universität Heidelberg, Königstuhl 12, 69117 Heidelberg, Germany

⁵ Institut für Astrophysik, Georg-August-Universität, Friedrich-Hund-Platz 1, 37077 Göttingen, Germany

⁶ Astronomisches Rechen-Institut, Zentrum für Astronomie der Universität Heidelberg, Mönchhofstr. 12-14, 69120 Heidelberg, Germany

⁷ Hamburger Sternwarte, Gojenbergsweg 112, 21029 Hamburg, Germany

⁸ Dr. Karl Remeis Observatory, University of Erlangen-Nürnberg, Sternwartstr. 7, 96049 Bamberg, Germany

ABSTRACT

Context. The ESO Supernova Ia Progenitor Survey (SPY) took high-resolution spectra of more than 1000 white dwarfs and pre-white dwarfs. About two thirds of the stars observed are hydrogen-dominated DA white dwarfs. Here we present a catalog and detailed spectroscopic analysis of the DA stars in the SPY.

Aims. Atmospheric parameters effective temperature and surface gravity are determined for normal DAs. Double-degenerate binaries, DAs with magnetic fields or dM companions, are classified and discussed.

Methods. The spectra are compared with theoretical model atmospheres using a χ^2 fitting technique.

Results. Our final sample contains 615 DAs, which show only hydrogen features in their spectra, although some are double-degenerate binaries. 187 are new detections or classifications. We also find 10 magnetic DAs (4 new) and 46 DA+dM pairs (10 new).

Key words. stars: white dwarfs

1. Introduction

The ESO SN Ia Progenitor Survey (SPY) is a radial velocity survey that was conducted to test the double-degenerate channel of the formation of supernovae Ia. About 800 white dwarfs were observed (most of them twice) in the course of the survey, assembling a large collection of high quality white dwarf spectra. Most of the targets for the SPY were selected from the White Dwarf catalog (McCook & Sion 1999), MCS further on, from the Hamburg/ESO Survey (Wisotzki et al. 1996; Christlieb et al. 2001), HES further on, and from the Hamburg Quasar Survey (Hagen et al. 1995), HQS further on. Some additional objects come from the Montreal-Cambridge survey (Demers et al. 1990; Lamontagne et al. 2000) and from the Edinburgh-Cape survey (Kilkenny et al. 1991). A detailed discussion of the target selection is given in Napiwotzki et al. (2001, 2003). While some of the input catalogs, e.g. HES and HQS, have fairly well understood selection criteria, for the combined input catalog this would be very difficult, since the only criteria used were “spectroscopic identification (at least from objective prism spectra) and $B < 16.5$ ” (Napiwotzki et al. 2001).

The high quality spectra of white dwarfs were employed for a number of studies beyond the original scope of the SPY, the search for double-degenerate binaries. Koester et al. (2001) derived temperatures and gravities from a preliminary sample of about 200 objects; 71 helium-rich stars of spectral type DB and DBA were studied in Voss et al. (2007), and approximately 60

objects with detected Ca II resonance lines were discussed in Koester et al. (2005). Pauli et al. (2003, 2006) studied the 3D kinematics using the SPY data, new DO and PG1159 stars have been identified by Werner et al. (2004). The hot subdwarf population has been studied by Lisker et al. (2005) and Stroeger et al. (2007).

The number of newly detected white dwarfs is of course dwarfed by the results from the Sloan Digital Sky Survey (e.g. Kleinman et al. 2004; Eisenstein et al. 2006). It is also possible to extract samples with much better controlled and understood selection effects from the SDSS data base. Thus, we will not produce yet another white dwarf mass distribution or luminosity function here. However, our sample contains much brighter objects than the typical SDSS white dwarf. These objects, and in particular the magnetic stars, binaries, or new variables will be much easier to study in follow-up observations than the faint SDSS objects. Moreover, the white dwarf parameters presented here are an important ingredient of the kinematic studies mentioned above and the analysis and interpretation of the binary results, starting with the simple distinction between helium core and carbon/oxygen core white dwarfs.

2. Observations

Since several of the papers above have given a detailed description of the data properties and further references, we only briefly summarize this information here.

The spectra were obtained with UVES, a high resolution echelle spectrograph at the ESO VLT telescope. UVES was used

^{*} Based on data obtained at the Paranal Observatory of the European Southern Observatory for programmes 165.H-0588 and 167.D-0407.




Fig. 1. Typical example for observations and fit, taking arbitrarily the entries 301 to 310 from Table 1. The header of each panel gives the name, effective temperature, and surface gravity of the fit. Shown are the six lowest Balmer lines. Vertical axis is relative intensity in arbitrary units, higher lines are offset for clarity. The light grey lines are the models.

in a dichroic mode, resulting in small gaps, $\approx 80 \text{ \AA}$ wide, at 4580 \AA and 5640 \AA in the final merged spectrum. The spectral resolution at $H\alpha$ is $R = 18\,500$ or better, and the S/N per binned pixel (0.05 \AA) is $S/N = 15$ or higher. The total wavelength range covered is $\approx 3\,500$ to $6\,650 \text{ \AA}$.

The spectra were reduced with the ESO pipeline for UVES, including the merging of the echelle orders and the wavelength calibration. Koester et al. (2001) found that the quality of these automatically extracted spectra was very good, except for a quasi-periodic wave-like pattern that occurs in some of the spectra. The reduction has since been further improved by additional processing by collaborators of the SPY at the University of Erlangen-Nürnberg. The most important step was utilizing the featureless spectra of DC white dwarfs to remove almost completely the large scale variations of the spectral response function (Napiwotzki et al. 2001, 2003). Some artifacts remain in the data, but they do not significantly affect the spectral analysis.

2.1. Model atmosphere fits

The spectral analysis of these data was originally performed by Voss (2006). Since then, the models were significantly improved by including in a consistent way the Balmer line broadening due to simultaneous interactions with neutral and charged perturbers. An up-to-date description of the methods and input physics is presented in Koester (2009). We have therefore repeated the whole fitting process for all objects; the major differences to Voss (2006) appear, as expected, at the cool end of the DA sequence.

The χ^2 minimization fitting routine is based on the Levenberg-Marquardt algorithm (Press et al. 1992) to derive the best fitting effective temperature and surface gravity for each spectrum. Some more details on the fitting process can be found in Homeier et al. (1998). For the present study we applied pure hydrogen models and fitted the Balmer lines $H\alpha$ to $H9$.

To demonstrate the typical quality of the observations, we have taken arbitrarily the entries 301 to 310 from Table 1 (only available in the online version) and plotted the fits to the lowest six Balmer lines in Fig. 1. The header of each panel gives the name, effective temperature, and surface gravity of the fit.

3. Data and atmospheric parameters for DAs

Table 1 lists the results of the model fitting for 615 apparently normal DA white dwarfs. Of those, 187 are newly identified DAs, 111 from the HES (Christlieb et al. 2001, designation HE) and 76 from the HQS (Homeier et al. 1998, designation HS) surveys. The primary designation of the objects in the first column is WD, if the objects appear in the SIMBAD or MCS databases and were known to be spectroscopically identified white dwarfs prior to the start of the SPY. A few objects have EC or MCT designations, if they were identified in the Edinburgh-Cape (Kilkenny et al. 1991) or Montreal-Cambridge-Tololo (Demers et al. 1990; Lamontagne et al. 2000) surveys, but don't seem to have WD designations. Column 5 gives a few alternative names. This list is not intended to be complete, but additional information can easily be found in SIMBAD or MCS.

For the remainder of the objects we use HE or HS designations, depending on the original catalog. In this case there are three different meanings of column 5

- if empty, there is no entry in either the SIMBAD or the MCS database and we assume that this is a new detection of the HQS or HES.

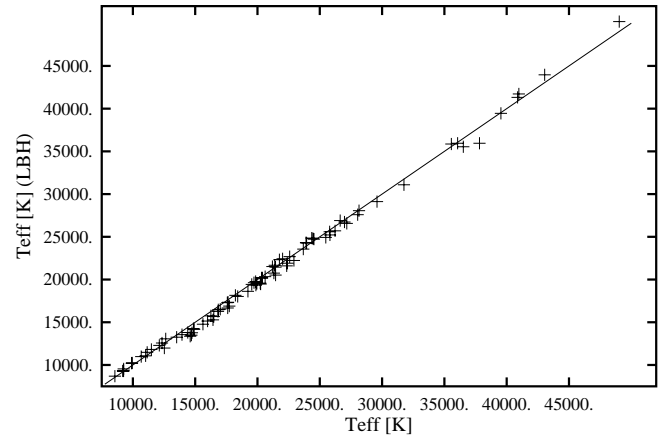


Fig. 2. Comparison of effective temperatures from this work with the results of Liebert et al. (2005), (=LBH) for 85 objects in common.

- if there is an entry in parentheses, this means that there is an entry in SIMBAD, but no spectroscopic identification as a white dwarf, at least not prior to identification in a publication related to HQS, HES, or SPY. This mostly concerns catalogs of blue or large proper motion objects. Some objects are also contained in more recent catalogs, e.g. Sloan Digital Sky Survey = SDSS (Adelman-McCarthy et al. 2008), or Two Micron All Sky Survey = 2MASS, (Cutri et al. 2003), but not identified as white dwarfs.
- if there is a regular entry in column 5, this describes a recent spectroscopic identification, which was unknown at the time of our target selection. Catalog entries here are SDSS (Kleinman et al. 2004; Eisenstein et al. 2006), BGK (Brown et al. 2006), Kawka06 (Kawka & Vennes 2006).

The magnitude column lists the V magnitude, if available from the SIMBAD or MCS databases. If the number is followed by a B, this is either a Johnson B magnitude, or, in most cases, a photographic magnitude from the MCT, HQS, or HES surveys. mc denotes a Greenstein multichannel magnitude, obtained from the MCS catalog. The errors of the photographic magnitudes are typically much larger (0.1 - 0.2 mag) than suggested by the two decimal places, which are kept only to obtain a more homogeneous table.

Since most stars have more than one spectrum observed, the parameters are the weighted averages of the individual solutions, with the inverse square of the formal 1σ uncertainties as weights. The 1σ final uncertainties given in Table 1 are obtained from the individual values and should only be used as an indicator of the quality of the data. As is well known, with spectra of the quality used here, the systematic errors from the reduction and fitting process are usually much larger than the purely statistical uncertainties. We estimated more realistic uncertainties by comparing the differences between solutions from several spectra of the same object. For 592 objects with multiple solutions we obtain standard deviations of $\sigma(T_{\text{eff}}) \approx 2.5\%$ and $\sigma(\log g) \approx 0.09$. These should be regarded as lower limits, because the different spectra still used the same observational setup, theoretical models, and fitting procedures. The uncertainties are definitely larger than this at the high temperature end above $50\,000 \text{ K}$, because NLTE effects are not considered in our models. They are also larger, in particular for the surface gravity, at temperatures below $8\,000 \text{ K}$, because the spectra become less

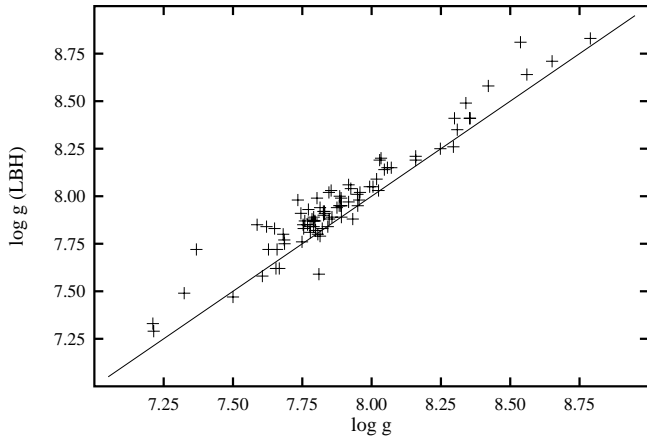


Fig. 3. Comparison of surface gravities from this work with the results of Liebert et al. (2005), (=LBH) for 85 objects in common.

sensitive to this parameter, and because the neutral broadening of the Balmer lines higher than $H\gamma$ is only approximative.

Another method to estimate the size of the uncertainties is the comparison of results by different authors for the same objects. The most interesting recent study is the work by Liebert et al. (2005) on the DA white dwarfs in the Palomar Green Survey. Eliminating DAs with T_{eff} below 8 000 K or above 50 000 K (see above), as well as the double degenerates, leaves 85 objects in common. Fig. 2 shows the comparison for the effective temperatures, and Fig. 3 for the surface gravities. The systematic shift in T_{eff} for the whole sample is 1.2%, with our temperatures being slightly higher. For $\log g$ the shift is 0.08, with our values lower. We can estimate the intrinsic uncertainties of our determinations by first correcting for these systematic shifts. Comparing the corrected parameters with those of Liebert et al. (2005), the remaining standard deviations are $\sigma(T_{\text{eff}}) = 2.3\%$, and $\sigma(\log g) = 0.08$. These values should be taken as indicative of the statistical errors of our results, and are compatible with the estimates derived above for the internal uncertainties from multiple spectra within our sample.

The surprisingly large systematic shift in surface gravity is unsatisfactory. A similar trend was also noted by Liebert et al. (2005) in their comparison with studies by other authors. In four out of five cases their $\log g$ was higher by 0.06 - 0.10 dex. Three of these used similar models to those used here, and the differences could arise from differences between the "Bergeron" and the "Koester" models, or from the fitting procedures used. We are, however, not aware of any obvious explanations for such differences. Systematic differences of this magnitude were also found by Napiwotzki et al. (1999) in a comparison of different studies using low-resolution spectra.

A possible reason for systematic differences may also come from the nature of our observational data. The main purpose of the SPY was the determination of radial velocities, which needed high resolution; therefore the echelle spectrograph UVES was used. The wavelength interval per order ranges from $\approx 30 \text{ \AA}$ in the blue to $\approx 50 \text{ \AA}$ in the red region. Thus, e.g. $H\alpha$ at maximum strength will extend over six or more orders, which have to be flatfielded and merged, removing the strong sensitivity change within orders. A real flux calibration was not possible, but the quality of the spectra obtained after some reprocessing of the ESO pipeline results was still very impressive. Before the start

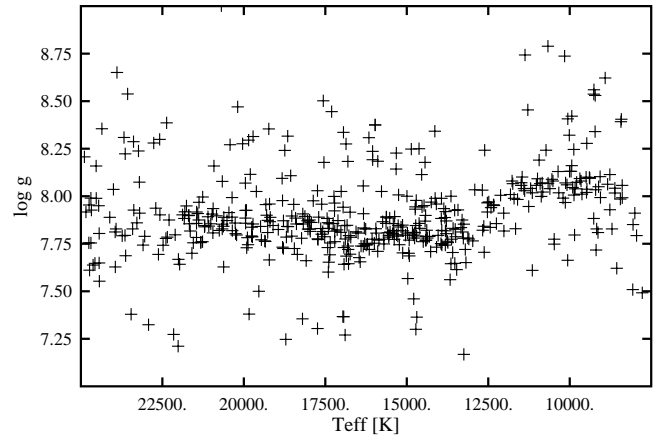


Fig. 4. Distribution of surface gravities for all objects between T_{eff} 7 500 - 25 000 K

of this project, we were not certain that the spectra would be useful for anything else except radial velocity determinations.

Nevertheless, the merging of the orders and the approximate flux calibration attempted may have left very subtle artifacts influencing the far wings of the strong lines, thus influencing in particular the surface gravity results. An indication for this is visible in Table 1 in Koester et al. (2001), which compares the results of fits to echelle vs. single-order low-resolution spectra for the same seven DAs. The average surface gravity is lower by 0.07 in the results from the echelle spectra. Another hint towards this effect can be found in the study of low-resolution SDSS spectra of brighter DA white dwarfs by Koester et al. (2009), which used the same models and fitting routines as this work. The average surface gravity for 578 DAs with magnitude $g < 19$, $S/N > 10$, and $8\,000 \text{ K} \leq T_{\text{eff}} \leq 16\,000 \text{ K}$ is 8.014, while the value from our current sample for the same temperature range is 7.947 from 211 objects. These are not the same objects of course, but the samples are so large, that the difference is significant.

Also marked in Table 1 (online version) are known ZZ Ceti variables (DAV), as well as objects, which have been observed photometrically, but were not found to vary (NOV). The references for the NOV designations are: (1) Gianninas et al. (2005), (2) Kepler et al. (1995), (3) Mukadam et al. (2004), and (4) Bergeron et al. (2004). If no reference is given the classification is a result of the SPY and/or follow-up observations (Voss 2006; Voss et al. 2006; Castanheira et al. 2006; Silvotti et al. 2005). We have not marked candidates for variability studies, but obviously all objects in the range of T_{eff} 10 000 - 13 000 K are interesting in this respect.

The Balmer lines reach their maximum strength near $T_{\text{eff}} = 13\,000$, the exact value depending on the surface gravity. Therefore quite often two different fitting solutions exist, which produce the same overall strength (i.e. equivalent width) of the lines. The χ^2 values of the two minima are often similar, since model and observation are fitted in the far line wings and differences show up only in the inner core of the line. Visual inspection is usually sufficient to determine the correct solution. In a few cases, however, the difference was so small that we preferred to give both solutions in Table 1.

Because of the selection of the targets – as mentioned in the introduction – our sample is not well suited for a study of white dwarf population characteristics such as the mass distribution. However, it can be used to demonstrate an effect well known for many years (Bergeron et al. 1990a; Bergeron 1992;

Kleinman et al. 2004; Eisenstein et al. 2006; Kepler et al. 2007; DeGennaro et al. 2008; Koester et al. 2009). This is the fact that the surface gravity seems to increase around $T_{\text{eff}} \approx 12\,000$ K towards lower temperatures. Figure 4 clearly shows this for 465 objects between 7 500 and 25 000 K. Taking the direct averages without any weighting we find $\langle \log g \rangle = 7.86$ for effective temperatures above 12 500 K and $\langle \log g \rangle = 8.06$ below. This is very similar to the results in the SDSS (Data Release 4) as studied by Koester et al. (2009). A number of possible explanations is discussed in that study, and the most likely is found to be an inadequate description of convection with the mixing-length approximation. However, this problem is certainly not yet solved.

4. Double-degenerate white dwarfs

Two or more spectra were taken for the vast majority of the SPY targets. Close binaries among them could be detected with a high level of confidence by checking for radial velocity variations indicating orbital motion. A total of 36 close binaries were detected among DA sample presented here from the spectra taken for the SPY. This count includes only the double degenerates, i.e. systems consisting of two white dwarfs. The DA+dM systems listed in Table 3 are not included in this count. Seventeen of the double-degenerates are double-lined, i.e. spectral lines of both white dwarfs are present in the spectra. The white dwarf companion in the single-lined systems is already so cool and faint that it does not produce a significant contribution to the combined spectrum.

Three more double-degenerates are marked in Table 1 as DD, but were found by independently obtained observations: HE 1511-0448 (Nelemans et al. 2005), WD 1241-010 (Marsh et al. 1995), WD 1022+050 and WD 2032+188 (Morales-Rueda et al. 2005).

The fitting procedure for the model atmosphere analysis is not affected by the binary nature of the single-lined binaries. The resulting fit parameters are those of the visible bright component. The situation is different for the double-lined systems. In these cases a deconvolution of simultaneous fit of both components would be necessary for accurate parameters. We have tools for this kind of analysis available (Napiwotzki et al. 2004), but in most cases more than the two spectra taken during the survey are needed to derive reliable parameters of both components. Here we present the results of a fit assuming a single star. Although these have to be taken with a pinch of salt, they are still a useful indication of the nature of properties of the binary. Double-lined systems are indicated in Table 1.

5. Objects with magnetic fields or helium contamination

Table 2 summarizes the data for some objects, which appear hydrogen-rich with some peculiarities, either Zeeman splitting of the Balmer lines due to a magnetic field or helium lines in addition to the stronger Balmer lines. For most of the stars we obtained fits with pure hydrogen model atmospheres. Since these are obviously not very reliable, we do not publish the parameters here, but discuss these stars individually.

Four magnetic DA stars in the SPY sample have not been published before, HS 0051+1145, HE 1233-0519, HS 1031+0343, and WD 2051-208. Two more objects were published first as DAH stars in Koester et al. (2001), WD 0058-044 and WD 0239+109. Four more magnetic DA,

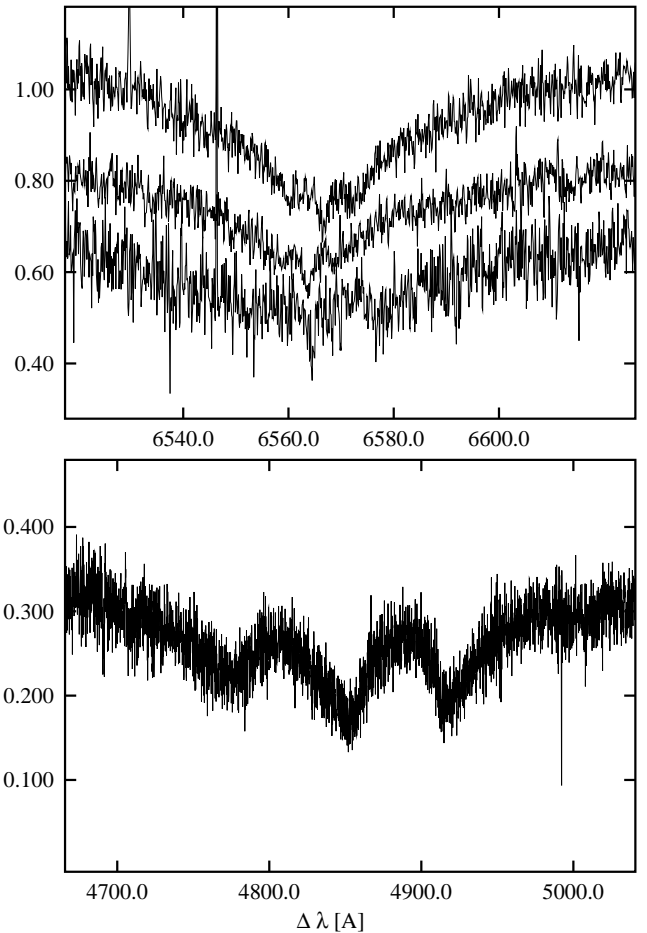


Fig. 5. Four new magnetic DAs. Top panel: $H\alpha$ in WD2051-208, HS0051+1145, HE1223-0519 (from top). Bottom: $H\beta$ in HS1031+0343. Vertical axis is relative intensity, with arbitrary offsets between spectra for clarity.

already described in the literature, are in the sample. Below, these ten objects and some additional white dwarfs of special interest are discussed.

HS 1031+0343 This object is a new magnetic DA star. The only Zeeman triplet that is completely present, and for which the three components are well discernible, is that of $H\beta$. The σ^- , π , σ^+ components are found at 4771 Å, 4851 Å, and 4905 Å. The components of the higher lines are blended together, and the σ^+ component of $H\alpha$ is shifted by an amount that places it outside of the observed spectral range; thus only the σ^- and π components of $H\alpha$ are available in the SPY data, at 6560 Å and 6420 Å. The magnetic field is estimated as $B = 6.1 \pm 0.3$ MG.

WD 0058-044 This star has been published as a magnetic DA by Koester et al. (2001). The shifts of the σ components with respect to the π components are 6.2 ± 0.3 Å and 3.6 ± 0.3 Å, for $H\alpha$ and $H\beta$, respectively. The components of the higher Balmer lines are blended. The quadratic splitting of the lines is negligible here since the split is small and thus the field strength has to be low. The field is $B = 330 \pm 30$ kG, from $H\alpha$, and $B = 310 \pm 20$ kG, from $H\beta$.

Table 2. Magnetic or helium-contaminated hydrogen-rich stars

Object	RA(2000)	DEC(2000)	mag(band)	Aliases	Remarks
WD 2359–434	00:02:10.73	–43:09:55.3	13.05	L362–81, LHS 1005	DAP
HS 0051+1145	00:54:18.25	+12:01:59.9	15.60	(PHL 886)	DAH
WD 0058–044	01:01:02.25	–04:11:11.2	15.38	GD 9, GR 407	DAH
HS 0209+0832	02:12:04.90	+08:46:50.1	13.90		DAB
WD 0239+109	02:42:08.54	+11:12:31.8	16.18	G 004–034, LTT 10886	DAH
WD 0257+080	02:59:59.24	+08:11:55.3	15.90	LHS 5064, G 76–48	DAH
HS 1031+0343	10:34:30.14	+03:27:36.0	16.50 B		DAH
HE 1233–0519	12:35:37.58	–05:35:36.7	16.48		DAH
WD 1953–011	19:56:29.21	–01:02:32.2	13.69	G 092–040, L 0997–021	DAH
WD 2051–208	20:54:42.76	–20:39:25.9	15.06	HK 22880–134	DAH
WD 2105–820	21:13:16.52	–81:49:14.3	13.50	L 24–52, LTT8381	DAH

WD 0239+109 Greenstein & Liebert (1990) recognized an unusual line shape for this object, and suggested a magnetic field as one of the possible reasons. Bergeron et al. (1990b) interpreted the spectrum as that of an unresolved DA+DC binary. The SPY spectra in Koester et al. (2001) revealed the presence of Zeeman splitting of $H\alpha$ and thus proved the magnetic nature of the object. In the first SPY spectrum, the $H\alpha$ components are placed at 6576.6 Å, 6562.3 Å, and 6548.4 Å, and those of $H\beta$ at 4868.9 Å, 4861.0 Å, 4853.0 Å, and from that field strengths of 700 ± 20 kG, from $H\alpha$, and 720 ± 30 kG, from $H\beta$, can be derived.

WD 0257+080 Bergeron et al. (1997) found a flat-bottom $H\alpha$ core for this object which is typical for white dwarfs with a low-strength magnetic field, but they were not able to identify a Zeeman triplet and estimated the field strength to be ~ 100 kG. One of the two SPY spectra of WD 0257+080 clearly shows an $H\alpha$ triplet. In the other spectrum, which has a slightly lower S/N , only the σ^- component is discernible. The $H\alpha$ components of the first spectrum are split by 1.8 ± 0.3 Å, from which $B = 90 \pm 15$ kG can be derived, a more precise value than the previous estimate.

WD 1953–011 A weak Zeeman-split triplet of $H\alpha$ was found by Koester et al. (1998), from which they derived a field strength of 93 kG. Maxted et al. (2000) had noticed a variable depression in the wings of $H\alpha$ which they identified as additional Zeeman-split $H\alpha$ features, which led them to assume a non-simple field geometry with a strong spot-like field of ~ 500 kG combined with a weaker 70 kG dipole field. Comparing the two SPY spectra, the $H\alpha$ wings appear deformed near 6550 Å and 6575 Å, which might allow a very rough estimate of field strengths of ~ 500 kG up to ~ 750 kG, if it is assumed that these features are of magnetic origin. However no variation of these features as described by Maxted et al. can be found, the line shape is very similar in both SPY spectra. The central triplet however is obvious, and the splitting of the core is 1.9 ± 0.2 Å. This corresponds to a dipole B field of 95 ± 10 kG.

WD 2105–820 The spectrum of this star was found to show a flat-bottom $H\alpha$ core, probably due to a low magnetic field, by Koester et al. (1998), from which they derive a field strength of 43 kG. No Zeeman triplet is obvious in the SPY spectra as well, they also only exhibit the broadened, flat core; the full width of the core of 1.8 Å in the SPY spectra is consistent with the field strength derived by Koester et al. (1998).

WD 2359–434 Koester et al. (1998) suspected that this DA could be magnetic due to its flat $H\alpha$ core, and a very low field of only 3 kG was polarimetrically found by Aznar Cuadrado et al. (2004). They selected this object as one of their program stars based on the criterion that the SPY spectra show no signs of Zeeman splitting; however they themselves note that flat Balmer line cores are present in the spectra of that object, and if these are caused by the B field, it would indicate a higher field strength than that derived from the polarimetry data. Kawka et al. (2007) measure a low field of 3.4 ± 4.4 kG.

The SPY spectra indeed do not only show a flat-bottom $H\alpha$ core, but within that core also a pronounced π component and less clear, broad σ components, centered at 6561.1 Å, 6563.5 Å, and 6565.8 Å. Thus a field strength of 110 ± 10 kG can be derived. This is two orders of magnitude stronger than found by Aznar Cuadrado et al. (2004) and Kawka et al. (2007). The reason for these different results is unclear.

WD 0446–789 and WD 1105–048 These objects are the two remaining of the three for which Aznar Cuadrado et al. (2004) discovered magnetic fields of only a few kG from polarimetry data. The $H\alpha$ core of WD 0446–789 appears slightly broadened, the width is 1.8 Å, which is slightly wider than the average line core width of ~ 1 Å. If we interpret this excess width as due to magnetic broadening, this would correspond to a field strength on the order of 10 kG. The line core of WD 1105–048 shows no peculiarities, it has a normal width of 1 Å and thus no detectable field.

HS 0051+1145 This object has previously been found as a blue source, PHL 886, but was not observed spectroscopically before the SPY. It is a new magnetic DA. The SPY spectra have a rather low S/N and thus only the $H\alpha$ triplet of one of the spectra is resolved. The components are placed at 6558.9 Å, 6563.6 Å, and 6568.6 Å, yielding an approximate field strength of 240 ± 10 kG.

HE 1233–0519 This DA was published by Koester et al. (2001), but not recognized as a magnetic star. The SPY spectra have a low S/N such that only the $H\alpha$ triplet is discernible in one of the spectra. With the components at 6552.2 Å, 6564.4 Å, and 6576.6 Å, a field strength of 610 ± 10 kG results.

WD 2051–208 Beers et al. (1992) published this object as a DA, but it was not further investigated since. It is a new magnetic DA, and shows a variable Zeeman splitting of $H\alpha$ and $H\beta$. The $H\alpha$ components in the two SPY spectra are found at 6562.0 Å,

Table 3. Data for DA+dM binaries. In boldface are the new SPY detections. For explanations of the magnitude column see text.

Object	RA(2000)	DEC(2000)	mag(band)	Aliases	Type
HE 0016–4340	00:19:06.10	–43:24:18.5	15.62 B		DA2
WD 0034–211	00:37:24.99	–20:53:43.6	14.53	MCT 0034–2110, LP 852–559	DA3
HE 0105–0232	01:08:06.33	–02:16:53.1	15.77 B	(PB6272)	DA2
WD 0131–163	01:34:24.08	–16:07:08.2	13.98	MCT 0131–1622, PHL 1043	DA1
WD 0137–349	01:39:42.88	–34:42:39.1	15.33	HK 29504–36	DA3
WD 0205+133	02:08:03.59	+13:36:23.9	13.78 B	PG 0205+134	DA1
WD 0232+035	02:35:07.67	+03:43:55.6	12.25	Feige 24	DA1
WD 0303–007	03:06:07.21	–00:31:14.3	16.21	HE 0303–0042, KUV 03036–0043	DA2
WD 0308+096	03:10:54.90	+09:49:31.6	15.23	PG 0308+096	DA2
HE 0331–3541	03:33:52.53	–35:31:18.9	14.79 B		DA2
WD 0347–137	03:50:14.55	–13:35:13.5	14.00	GD 51, LP 713–034	DA3
HE 0409–3233	04:11:21.14	–32:26:14.9	16.03 B		DA3
WD 0429+176	04:32:23.76	+17:45:02.4	13.93	GH 7–255, HZ9B	DA3
WD 0430+136	04:33:10.59	+13:45:12.4	16.50	KUV 04304+1339	DA1
HE 0523–3856	05:25:28.11	–38:54:12.5	16.07 B		DA3
WD 0718–316	07:20:47.92	–31:47:04.6	15.10	RE 0720–314, EUVE J 0720–317	DAO
WD 0933+025	09:35:40.69	+02:21:59.6	16.01 B	PG 0933+026	DA2
WD 0950+185	09:52:45.80	+18:21:02.9	15.30	PG 0950+186	DA2
WD 1001+203	10:04:04.30	+20:09:22.5	15.35	TON 1150, HS 1001+2023	DA2
WD 1026+002	10:28:34.88	–00:00:29.6	13.89 B	PG 1026+002, HE 1026+014	DA3
WD 1042–690	10:44:10.63	–69:18:22.9	13.09	BPM 06502, L 101–080	DA2
WD 1049+103	10:52:27.82	+10:03:36.5	15.83 B	PG 1049+103	DA3
HE 1103–0049	11:06:27.66	–01:05:14.9	16.30 B		DA3
HE 1208–0736	12:11:01.08	–07:52:42.9	15.67 B		DA2
WD 1247–176	12:50:22.13	–17:54:48.2	16.19	EC 12477–1738, HE 1247–1738	DA3
WD 1319–288	13:22:40.46	–29:05:35.0	15.99	EC 13198–2849	DA5
HE 1333–0622	13:36:19.64	–06:37:58.9	16.05	WD 1333–063	DA2
WD 1334–326	13:37:50.77	–32:52:22.5	16.34	EC 13349–323	DA1
HE 1346–0632	13:48:48.34	–06:47:21.0	16.27 B		DA2
EC 13471–125	13:49:51.95	–13:13:37.5	14.80	WD 1347–129, RXS	DA3
WD 1415+132	14:17:40.22	+13:01:48.6	15.29	US 3974, Feige 93	DA1
EC 14329–162	14:35:45.70	–16:38:17.0	14.89	WD 1432–164, HE 1432–1625	DA3
WD 1436–216	14:39:12.70	–21:50:14.6	15.94	EC 14363–2137, HE 1436–2137	DA2
WD 1458+171	15:00:19.36	+16:59:14.7	16.12 B	PG 1458+172	DA5
WD 1541–381	15:45:10.97	–38:18:51.3	14.90	LDS 539B, L 480–085	DA4
HS 1606+0153	16:08:55.22	+01:45:48.6	15.00 B		DA3
WD 1643+143	16:45:39.05	+14:17:42.0	15.38	PG 1643+144	DA2
WD 1646+062	16:49:07.83	+06:08:43.6	15.84 B	PG 1646+062	DA2
WD 1845+019	18:47:39.09	+01:57:33.5	12.95	LAN 18, KPD 1845+0154	DA2
WD 1844–654	18:49:02.00	–65:25:14.2	15.80 B	HK 22959–81	DA1
HS 2120+0356	21:23:09.53	+04:09:28.3	16.20 B		DA3
HE 2123–4446	21:26:41.88	–44:33:38.8	15.97 B		DA3
HE 2147–1405	21:50:03.69	–13:51:45.9	15.94 B	(PHL 167)	DA2
WD 2151–015	21:54:06.53	–01:17:10.9	14.41	G 093–053, L 1003–016	DA2
HE 2217–0433	22:20:05.80	–04:18:44.5	16.28 B		DA3
WD 2313–330	23:16:02.90	–32:46:41.4	15.74 B	HK 22888–45, MCT	DA1

6566.6 Å, 6570.7 Å, and at 6560.2 Å, 6566.6 Å, 6571.9 Å, respectively, and those of H β at 4861.2 Å, 4864.0 Å, 4866.7 Å, and at 4861.0 Å, 4863.9 Å, 4866.9 Å. The resulting field strengths are 220 ± 20 kG and 290 ± 20 kG (from H α) as well as 250 ± 30 kG and 270 ± 30 kG (from H β). The values derived from H α are significantly different, and each is consistent with the corresponding value from H β .

WD 2253–081 and WD 1344+106 Bergeron et al. (2001) suspected that shallow line cores which they found for these objects might indicate low-strength magnetic fields. The line cores of both objects have since been fitted with rotationally broadened line profiles, corresponding to projected rotation velocities of 36_{-7}^{+14} km s $^{-1}$ for WD 2253–081 (Karl et al. 2005) and 4.5 ± 2 km s $^{-1}$ for WD 1344+106 (Bergeron et al. 2005). The H α line cores in the SPY spectra of both objects neither show

Zeeman triplets nor flat bottoms that could indicate the presence of a B field. They are non-magnetic objects.

HS0209+0832 This DAB star is well studied since it is one of very few objects that exhibit helium features at a temperature that places it in the DB gap (Jordan et al. 1993). Heber et al. (1997) found a helium abundance that is variable at timescales of a few months, which has been interpreted as a sign of helium accretion from a clumpy interstellar medium. The equivalent widths of the He I 4471 Å and 5876 Å lines show no significant differences between both SPY spectra, i.e., no variation of the abundance is found. This is however not surprising since the spectra were recorded within 3 days of each other.

Zeeman splitted H α or H β for the four new magnetic DAs are displayed in Fig. 5.

6. Binaries with DA white dwarfs and dM companions

Table 3 gives the data on binaries containing a DA and a M dwarf companion, identified from molecular features in the red spectrum and/or Balmer emission components. The names in bold-face indicate new detections from the SPY. The magnitude is the Johnson V magnitude, unless indicated otherwise (see description for Table 1). The type is estimated from the effective temperature obtained with a fit with hydrogen models, using only the higher Balmer lines from $H\gamma$.

7. Conclusions

We present the data – coordinates, magnitudes, and alias names – for the hydrogen-rich objects in the SPY sample. These include 615 objects with pure hydrogen spectra, for which atmospheric parameters derived from fits with hydrogen models are given in Table 1. Of these, 187 are new white dwarf detections from this survey, or the HES and HQS surveys used to define the target list. In addition to the 615 DAs, our sample also includes 46 DA+dM binaries, of which 10 are new, and 10 magnetic DA (4 new). The results show that with careful reduction even high-resolution echelle spectra can be used to determine stellar parameters through line profile fitting, although the line profiles may extend over many echelle orders. However, there is an indication that the surface gravities obtained are lower by 0.05-0.08 dex, compared to results from high S/N low-resolution spectra. The surface gravities of the normal DAs show the well known, but still unexplained, trend to a larger value (by 0.2 dex) for temperatures below approximately 12500 K.

Acknowledgements. T.L. is supported within the framework of the Excellence Initiative by the German Research Foundation (DFG) through the Heidelberg Graduate School of Fundamental Physics (grant number GSC 129/1). Research at Bamberg in the context of the SPY project was funded by the DFG through grants Na 365/2-1/2 and He 1356/40-3/4. This research has made extensive use of the SIMBAD database, operated at CDS, Strasbourg, France.

References

- Adelman-McCarthy, J. K., Agueros, M. A., Allam, S. S., et al. 2008, *ApJS*, 175, 297
- Aznar Cuadrado, R., Jordan, S., Napiwotzki, R. et al. 2004, *A&A*, 423, 1081
- Beers, T. C., Preston, G. W., Shectman, S. A., Doinidis, S. P., & Griffin, K. E. 1992, *AJ*, 103, 267
- Berger, L., Koester, D., Napiwotzki, R., Reid, I., & Zuckerman, B. 2005, *A&A*, 444, 565
- Bergeron, P. 1992, *JRASC*, 86, 309
- Bergeron, P., Wesemael, F., Fontaine, G., & Liebert, J. 1990a, *ApJ*, 351, L21
- Bergeron, P., Liebert, J., & Greenstein, J. L. 1990b, *ApJ*, 361, 190
- Bergeron, P., Ruiz, M. T., & Leggett, S. K. 1997, *ApJS*, 108, 339
- Bergeron, P., Leggett, S. K., & Ruiz, M. T. 2001, *ApJS*, 133, 413
- Bergeron, P., Fontaine, G., Billères, M., et al. 2004, *ApJ*, 600, 404
- Brown, W. R., Geller, M. J., Kenyon, S. J., & Kurtz, M. J. 2006, *ApJ*, 640, L35
- Castanheira, B. G., Kepler, S. O., Mullally, F., et al. 2006, *A&A*, 450, 227
- Christlieb, N., Wisotzki, L., Reimers, D., et al. 2001, *A&A*, 366, 898
- Cutri, R. M., Skrutskie, M. F., Van Dyk, S., et al. 2003, *CDS/ADC Collection of Electronic Catalogues*, 2246, 0, 2MASS All Sky Catalog of point sources
- DeGennaro, S., von Hippel, T., Winget, D. E., et al. 2008, *AJ*, 135, 1
- Demers, S., Wesemael, F., Irwin, M. J. et al. 1990, *ApJ*, 351, 271
- Eisenstein, D. J., Liebert, J., Koester, D., et al. 2006, *AJ*, 132, 676
- Gianninas, A., Bergeron, P., & Fontaine, G. 2005, *ApJ*, 631, 1100
- Greenstein, J. L., & Liebert, J. W. 1990, *ApJ*, 360, 662
- Hagen, H.-J., Groot, D., Engels, D., & Reimers, D. 1995, *A&AS*, 111, 195
- Heber, U., Napiwotzki, R., Lemke, M., & Edelmann, H. 1997, *A&A*, 324, 53
- Homeier, D., Koester, D., Hagen, H.-J., et al. 1998, *A&A*, 338, 563
- Homeier, D. 2001, PhD Thesis, University of Kiel
- Jordan, S., Heber, U., Engels, D., & Koester, D. 1993, *A&A*, 273, L27
- Karl, C. A., Heber, U., & Napiwotzki, R. 2005, in *ASP Conf. Ser.* 334, 14th European Workshop on White Dwarfs, ed. D. Koester & S. Moehler, 369
- Kawka, A., Vennes, S. 2006, *ApJ*, 643, 402
- Kawka, A., Vennes, S., Schmidt, G. D., Wickramasinghe, D. T., & Koch, R. 2007, *ApJ*, 654, 499
- Kepler, S. O., Giovannini, O., Kanaan, A., Wood, M. A., & Claver, C. F. 1995, *BaltA*, 4, 157
- Kepler, S. O., Kleinman, S. J., Nitta, A., et al. 2007, *MNRAS*, 375, 1315
- Kilkenny, D., O'Donogue, D., & Stobie, R. S. 1991, *MNRAS*, 248, 664
- Kleinman, S. J., Harris, H. C., Eisenstein, D. J., et al. 2004, *ApJ*, 607, 426
- Koester, D. 2009, arXiv:0903.1499, in press in *Mem. Soc. Astron. Ital.*
- Koester, D., Dreizler, S., Weidemann, V., & Allard, N. F. 1998, *A&A*, 338, 612
- Koester, D., Napiwotzki, R., Christlieb, N., et al. 2001, *A&A*, 378, 556
- Koester, D., Rollenhagen, K., Napiwotzki, R., et al. 2005a, *A&A*, 432, 1025
- Koester, D., Kepler, S. O., Kleinman, S. J., & Nitta, A. 2009, arXiv:0812.0491, in press in *Proceedings of the 16th European Workshop on White Dwarfs, Barcelona 2008*
- Lamontagne, R., Demers, S., Wesemael, F., Fontaine, G., & Irwin, M. J. 2000, *AJ*, 119, 241
- Liebert, J., Bergeron, P., Holberg, J. B. 2005, *ApJS*, 156, 47
- Lisker, T., Heber, U., Napiwotzki, R., Christlieb, N., Han, Z., Homeier, D., & Reimers, D. 2005, *A&A*, 430, 223
- Marsh, T. R., Dhillon, V. S., & Duck, S. R. 1995, *MNRAS*, 275, 828
- Maxted, P. F. L., Ferrario, L., Marsh, T. R., & Wickramasinghe, D. T. 2000, *MNRAS*, 315, 41
- McCook, G. P., & Sion, E. M. 1999, *ApJS*, 121, 1
- Morales-Rueda, L., Marsh, T. R., Maxted, P. F. L., et al. 2005, *MNRAS*, 359, 648
- Mukadam, A. S., Mullally, F., Nather, R. E., et al. 2004, *ApJ*, 607, 982
- Napiwotzki, R., Green, P. J., Saffer, R. A. 1999, *ApJ*, 517, 399
- Napiwotzki, R., Christlieb, N., Drechsel, H., et al. 2001, *Astronomische Nachrichten*, 322, 411
- Napiwotzki, R., Christlieb, N., Drechsel, H., et al. 2003, *The Messenger*, 112, 25
- Napiwotzki, R., Yungelson, L., Nelemans, G., et al. 2004, *ASPC*, 318, 402
- Nelemans, G., Napiwotzki, R., Karl, C., et al. 2005, *A&A*, 440, 1087
- Pauli, E.-M., Napiwotzki, R., Altmann, M., et al. 2003, *A&A*, 400, 877
- Pauli, E.-M., Napiwotzki, R., Heber, U., Altmann, M., & Odenkirchen, M. 2006, *A&A*, 447, 173
- Press, W. H., Teukolsky, S. A., Vetterling, W. T., & Flannery, B. P. 1992, *Numerical Recipes*, second edition, University of Cambridge, Cambridge
- Silvotti, R., Voss, B., Bruni, I., et al. 2005, *A&A*, 443, 195
- Stroeer, A., Heber, U., Lisker, T., et al. 2007, *A&A*, 462, 269
- Voss, B. 2006, PhD thesis, Universität Kiel
- Voss, B., Koester, D., Østensen, R., et al. 2006, *A&A*, 450, 1061
- Voss, B., Koester, D., Napiwotzki, R., Christlieb, N., & Reimers, D. 2007, *A&A*, 470, 1079
- Werner, K., Rauch, T., Napiwotzki, R., et al. 2004, *A&A*, 424, 657
- Wisotzki, L., Koehler, T., Groot, D., & Reimers, D. 1996, *A&AS*, 115, 227

Online Material

Appendix A: Fit results for DA white dwarfs

Data and fit results for mostly normal DA white dwarfs are given in Table 1, which also includes some double-degenerate binaries (DD). These were fitted with normal DA atmosphere models, and the parameters should be used with some care. See the main text for explanations of the names and aliases used in columns 1 and 5, and their relation to the source of the first white dwarf spectroscopic identification, as well as for the magnitudes in column 4.

In a few cases we list two different solutions for T_{eff} and $\log g$ (remark amb for ambiguous), because even with close visual inspection of the fit we were not able to select the hotter or cooler solution. This may sometimes be helpful to understand, why a DA apparently outside the ZZ Ceti instability strip is pulsating or vice versa.

Meaning of the remark column:

DDs: double-degenerate binary with one line system

DDd: double-degenerate binary with lines from both companions

DAV: known ZZ Ceti variable, references can be found e.g. in the Simbad database

NOV: observed as ZZ Ceti candidate but not found to vary

amb: two solutions possible, which could not be distinguished

The references for the NOV are: (1) Gianninas et al. (2005), (2) Kepler et al. (1995), and (3) Mukadam et al. (2004), and (4) Bergeron et al. (2004). If no reference is given the classification is a result of the SPY and/or follow-up observations (Voss 2006; Voss et al. 2006; Silvotti et al. 2005; Castanheira et al. 2006).

Table 1. Fit results for hydrogen atmosphere stars

Object	RA(2000)	DE(2000)	mag(band)	Aliases	T_{eff} [K]	$\sigma(T_{\text{eff}})$ [K]	$\log g$	$\sigma(\log g)$	Spectra	Remarks
WD 2359–324	00:02:32.36	–32:11:50.7	15.87 B	MCT 2359–3228	22478	57	7.742	0.008	3	
WD 0000–186	00:03:11.21	–18:21:57.6	16.29 B	MCT 0000–1838, GD 575	15264	43	7.846	0.009	2	
HS 0002+1635	00:04:43.34	+16:52:16.7	15.30 B	(PHL 647)	25878	36	7.859	0.005	2	
WD 0005–163	00:07:34.80	–16:05:31.8	16.29 mc	G 158–132, GR 509	15141	25	7.594	0.009	2	NOV(1)
					11684	31	7.689	0.012	2	amb
WD 0011+000	00:13:39.19	+00:19:23.1	15.31	G 031–035, WOLF 1, SDSS	9472	7	8.037	0.010	2	
WD 0013–241	00:16:12.63	–23:50:06.4	15.36	MCT 0013–2406, GR 458	18529	26	7.896	0.005	2	
WD 0016–258	00:18:44.49	–25:36:42.2	16.07 B	MCT 0016–2553	10828	14	8.022	0.008	2	DAV
WD 0016–220	00:19:28.23	–21:49:04.9	15.31	GD 597, PHL 2856	13264	51	7.779	0.006	2	
WD 0017+061	00:19:40.99	+06:24:06.2	14.55 B	PG 0017+061, PHL 790	28149	35	7.749	0.006	2	
WD 0018–339	00:21:12.90	–33:42:27.4	14.70	GD 603, BPM 46232	20626	24	7.842	0.005	2	
WD 0024–556	00:26:41.08	–55:24:44.9	15.21	L 170–27, BPM 16115	10157	7	8.737	0.006	2	
WD 0027–636	00:29:56.79	–63:24:58.3	15.29 B	RE 0029–632, EUVE J0030–634	58129	210	7.769	0.011	2	
WD 0028–474	00:30:47.16	–47:12:36.9	15.24 B	HE 0028–4729, JL 192	17394	27	7.653	0.005	2	DDd
WD 0029–181	00:32:30.33	–17:53:23.3	16.05 B	HE 0029–1809, KUV 00300–1810	13578	76	7.831	0.010	2	
HE 0031–5525	00:33:36.03	–55:08:37.5	15.94 B	(JL 197)	11662	28	7.829	0.010	2	DAV
MCT 0031–3107	00:34:24.85	–30:51:25.6	16.43 B		40698	236	7.777	0.023	2	
HE 0032–2744	00:34:37.91	–27:28:20.0	16.28 B		23947	60	7.812	0.008	2	
WD 0032–317	00:34:49.82	–31:29:54.3	15.62 B	MCT 0032–3146	36965	100	7.192	0.014	2	
WD 0032–175	00:35:17.47	–17:18:51.1	14.94 B	MCT 0032–1735, GR 511	9652	7	8.080	0.007	2	
WD 0032–177	00:35:25.20	–17:30:40.4	15.70	KUV 00329–1747	17210	38	7.816	0.009	2	
WD 0033+016	00:35:35.93	+01:53:06.5	15.52	L 1011–71, G 001–007	10669	11	8.789	0.006	2	NOV(2)
MCT 0033–3440	00:36:13.89	–34:23:35.7	16.42 B	HBQS 0033–3440	15890	56	8.184	0.007	2	
WD 0037–006	00:40:22.94	–00:21:31.1	14.85	PG 0037–006, PB 6089, SDSS	16403	19	7.738	0.004	3	DDd
HE 0043–0318	00:46:18.38	–03:02:00.8	15.48 B		14086	33	7.732	0.004	2	
WD 0047–524	00:50:03.74	–52:08:17.1	14.20	BPM 16274, L 219–048	18811	17	7.732	0.003	2	
HS 0047+1903	00:50:12.43	+19:19:49.3	15.50 B		17135	25	7.823	0.005	3	
WD 0048–544	00:51:08.87	–54:11:21.2	15.29	HE 0048–5427, L 220–145	17870	20	7.976	0.004	2	
WD 0048+202	00:51:11.00	+20:31:22.3	15.36	PG 0048+202	20363	24	7.890	0.004	3	
HE 0049–0940	00:52:15.30	–09:24:20.3	16.00 B	(PHL 3044)	13592	42	7.704	0.003	2	
WD 0050–332	00:53:17.43	–32:59:56.8	13.36	MCT 0050–3316, SB 360	35570	21	7.874	0.003	3	
WD 0052–147	00:54:55.86	–14:26:09.1	15.12	MCT 0052–1442, GD 662	25950	26	8.224	0.004	2	
WD 0053–117	00:55:50.33	–11:27:31.3	15.26	L 796–10, LP 706–065	6515	7	7.037	0.013	2	
WD 0101+048	01:03:50.01	+05:04:29.2	13.96	G 002–017, G 001–045	8387	5	7.992	0.007	2	DDs
WD 0102–185	01:04:53.10	–18:19:50.2	16.40	MCT 0102–1835, KUV 01024–138	21969	66	7.642	0.011	2	
WD 0102–142	01:05:22.16	–13:59:12.8	15.93 B	MCT 0102–1414, PHL 980	19945	29	7.858	0.005	2	
HE 0103–3253	01:05:30.77	–32:37:54.3	16.12 B		13248	76	7.853	0.009	2	
WD 0103–278	01:05:53.52	–27:36:56.8	15.45	G 269–093, LTT 0615	14410	2	7.789	0.005	2	
MCT 0105–1634	01:08:09.81	–16:18:44.5	16.44 B	PHL 997	28212	130	7.835	0.021	2	
WD 0106–358	01:08:20.75	–35:34:43.0	14.74	MCT 0106–3550, GD 683	29198	33	7.860	0.007	2	
HE 0106–3253	01:08:36.07	–32:37:43.5	15.34 B	(Ton S193, SGPA 234)	17234	25	7.999	0.005	2	
WD 0107–192	01:09:33.13	–19:01:19.2	16.18	GD 685, GR 563	14304	78	7.788	0.013	2	
WD 0108+143	01:10:55.14	+14:39:21.3	16.40 B	G 033–045, LP 467–027	9217	20	8.530	0.026	2	
WD 0110–139	01:13:09.85	–13:39:35.8	15.68 B	MCT 0110–1355	24692	55	7.990	0.007	2	
MCT 0110–1617	01:13:14.12	–16:01:45.6	16.37 B		34621	75	7.747	0.015	2	
MCT 0111–3806	01:14:03.23	–37:50:41.9	15.48 B		71306	535	7.190	0.024	2	
WD 0112–195	01:15:05.62	–19:15:20.0	16.20 B	MCT 0112–1931	36364	187	7.658	0.028	2	
WD 0114–605	01:16:19.55	–60:16:07.6	14.90 B	HK 22953–18	24692	46	7.754	0.006	2	
WD 0114–034	01:16:58.80	–03:10:55.7	16.20 B	GD 821, GR 515	19460	99	7.771	0.019	2	
WD 0124–257	01:26:55.90	–25:30:53.7	15.66 B	MCT 0124–2546, GD 1352	23042	67	7.789	0.010	2	
WD 0126+101	01:29:24.38	+10:22:59.7	14.38	G 002–040, WOLF 72	8557	5	7.621	0.010	2	
WD 0127–050	01:30:23.06	–04:47:57.8	13.60	HE 0127–0503, G 271–081	16718	23	7.784	0.005	2	
WD 0129–205	01:31:39.21	–20:19:59.1	14.64 B	MCT 0129–2035	19950	46	7.885	0.008	2	
HS 0129+1041	01:31:45.54	+10:56:59.1	15.60 B	(NLTT 5061)	16738	44	7.916	0.009	2	
HS 0130+0156	01:32:57.38	+02:11:32.6	16.00 B	(PHL 1026)	41083	155	7.742	0.016	2	

Table 1. Continued.

Object	RA(2000)	DE(2000)	mag(band)	Aliases	T_{eff} [K]	$\sigma(T_{\text{eff}})$ [K]	$\log g$	$\sigma(\log g)$	No. of Spectra	Remarks
HE 0130–2721	01:33:09.08	–27:05:45.0	16.08 B	(GD 1372, KUV 01308–2721)	21880	45	7.902	0.007	2	
HE 0131+0149	01:34:28.46	+02:04:21.4	14.69 B	(PHL 1040)	15228	34	7.745	0.007	2	DDs
WD 0133–116	01:36:13.39	–11:20:31.3	14.10	G 271–106, ZZ CETI	12249	15	7.856	0.005	2	DAV
WD 0135–052	01:37:59.40	–04:59:44.9	12.84	G 271–115, LHS 1270	6942	10	7.081	0.010	2	DDd
MCT 0136–2010	01:38:31.67	–19:54:50.6	16.49 B	PHL 3537	8416	10	8.405	0.012	2	DDs
MCT 0138–4014	01:40:10.98	–39:59:24.6	16.37 B	HE 0138–4014	21698	44	7.898	0.007	2	
WD 0137–291	01:40:16.79	–28:52:53.7	16.04 B	MCT 0137–2908, GD 1384	21550	55	7.755	0.009	2	
WD 0138–236	01:40:28.15	–23:21:22.8	16.10 B	MCT 0138–2336, PHL 1100	36897	297	7.627	0.039	2	
WD 0140–392	01:42:50.99	–38:59:06.9	14.37	MCT 0140–3914, SB 702	21811	24	7.918	0.004	2	
WD 0143+216	01:46:41.34	+21:54:48.1	15.05	G 94–9, WOLF 82	9222	9	8.340	0.009	2	
WD 0145–221	01:47:21.76	–21:56:51.4	15.30	MCT 0145–2211, GD 1400	11747	20	8.066	0.007	2	DAV
WD 0145–257	01:48:08.18	–25:32:44.1	14.51		25915	37	7.858	0.005	2	
HS 0145+1737	01:48:21.51	+17:52:13.5	15.70 B		18125	29	7.894	0.006	2	
HE 0145–0610	01:48:22.27	–05:55:36.5	16.45 B	(PHL 1166, BPSCS 22962–0027)	8613	10	8.017	0.013	3	
HE 0150+0045	01:52:59.22	+01:00:20.2	16.40 B	SDSS	12625	95	7.705	0.026	1	NOV(3)
WD 0151+017	01:54:13.88	+02:01:23.5	15.00	G 073–004, G 159–012	12440	25	7.836	0.008	2	NOV(2)
HE 0152–5009	01:54:35.98	–49:55:01.9	16.32 B	(CSI–50–01527, JL 265)	13185	43	7.651	0.008	2	
WD 0155+069	01:57:41.33	+07:12:03.8	15.34	GD 20, FEIGE 17	22007	56	7.668	0.008	2	
WD 0158–227	02:00:53.41	–22:27:35.7	16.00 B	HE 0158–224, PHL 1251	67081	676	7.463	0.031	2	
HE 0201–0513	02:03:37.60	–04:59:12.8	15.94 B	(PB 9009, G 159–31)	24626	102	7.638	0.013	1	
HS 0200+2449	02:03:45.80	+25:04:09.1	15.60 B		23281	53	7.860	0.007	2	
WD 0203–138	02:05:49.05	–13:38:27.4	15.70 B		48529	275	7.997	0.020	2	
WD 0204–233	02:06:45.10	–23:16:14.0	15.60	G 274–150, LP 829–017	13095	78	7.775	0.010	2	
HE 0204–3821	02:06:47.55	–38:07:04.0	15.60 B		14038	44	7.794	0.006	2	
HE 0204–4213	02:06:49.89	–41:59:25.8	16.43 B		22575	58	7.902	0.009	2	
WD 0205–365	02:07:25.46	–36:20:49.4	16.10 B	MCT 0205–3635	61240	448	7.742	0.024	2	
WD 0205–304	02:07:40.86	–30:10:59.6	15.67 B	GD 1442	17209	31	7.761	0.006	2	
HE 0205–2945	02:08:08.00	–29:31:38.8	16.06 B		10476	10	7.774	0.008	2	DDd
WD 0208–263	02:10:58.63	–26:07:01.3	15.80 B	HE 0208–2621	33720	65	7.764	0.012	2	
HE 0210–2012	02:13:01.93	–19:58:35.2	16.29 B		17612	27	7.800	0.006	2	
HE 0211–2824	02:13:56.66	–28:10:17.8	15.27 B		14469	48	7.951	0.003	2	
WD 0212–231	02:14:21.26	–22:54:49.1	16.40 B	HE 0212–2308, GR 286	26827	61	7.943	0.009	2	
HS 0213+1145	02:16:07.61	+11:59:18.9	15.50 B		17518	84	7.787	0.018	1	NOV
WD 0216+143	02:18:48.27	+14:36:03.2	14.58	PG 0216+144	26637	29	7.791	0.005	2	DDs
HE 0219–4049	02:21:19.69	–40:35:29.7	16.20 B		15373	36	7.893	0.005	2	
HE 0221–2642	02:23:29.40	–26:29:19.7	15.63 B		32008	44	7.721	0.011	2	
WD 0220+222	02:23:36.07	+22:27:28.4	15.83	G 94–B5B, EG 18	15630	65	7.890	0.010	1	
HE 0221–0535	02:23:59.88	–05:21:45.9	15.59 B	(PHL 1276)	24747	49	7.954	0.007	2	
HE 0222–2336	02:24:19.89	–23:23:15.6	16.48 B		31816	81	7.874	0.018	1	
HE 0222–2630	02:24:36.06	–26:16:52.2	15.59 B		23198	38	7.911	0.005	2	
HS 0223+1211	02:26:29.98	+12:25:22.8	16.00 B		14721	86	7.300	0.019	1	
HE 0225–1912	02:27:41.43	–18:59:24.5	16.14 B	(PHL 1295)	17269	37	7.559	0.008	1	DDd
HS 0225+0010	02:27:55.50	+00:23:39.1	15.90 B		13337	80	7.835	0.010	2	
WD 0226–329	02:28:27.70	–32:42:35.9	13.73 B	HE 0226–3255	22294	22	7.875	0.003	3	
WD 0227+050	02:30:16.66	+05:15:50.7	12.65	Feige 22, EG 19	19341	12	7.762	0.002	2	
WD 0229–481	02:30:53.31	–47:55:25.9	14.53	LB 1628, RE 0230–475	59082	364	7.713	0.020	2	
WD 0231–054	02:34:07.73	–05:11:39.6	14.24	GD 31, PHL 1358	17306	11	8.445	0.003	3	
HS 0237+1034	02:40:35.57	+10:47:01.5	16.00 B		17259	70	7.857	0.015	1	DDs
HS 0241+1411	02:44:00.75	+14:24:29.6	16.20 B		13753	150	7.763	0.019	1	
WD 0242–174	02:45:02.35	–17:12:20.6	15.33	HK 22189–19	20663	38	7.853	0.007	1	
WD 0243+155	02:46:24.06	+15:45:01.9	16.46 mc	PG 0243+155	17611	61	7.958	0.013	1	
HE 0245–0008	02:47:46.45	+00:03:30.4	16.45 B	SDSS	18813	115	7.977	0.022	1	
HE 0246–5449	02:48:07.16	–54:36:44.9	16.39 B		15949	45	7.829	0.010	2	
WD 0250–026	02:52:51.05	–02:25:17.4	14.73	HE 0250–0237, KUV 02503–0238	15315	23	7.797	0.005	2	
WD 0250–007	02:53:32.29	–00:33:45.3	16.40	KUV 02510–0046, SDSS	7948	13	7.793	0.019	2	

Table 1. Continued.

Object	RA(2000)	DE(2000)	mag(band)	Aliases	T_{eff} [K]	$\sigma(T_{\text{eff}})$ [K]	$\log g$	$\sigma(\log g)$	No. of Spectra	Remarks
WD 0252–350	02:54:37.25	–34:49:56.6	15.89 B	HE 0252–3501	16934	34	7.366	0.007	2	
WD 0255–705	02:56:16.90	–70:22:17.7	14.08	L 54–5, LFT 245	10514	8	8.080	0.006	2	NOV(1)
HE 0255–1100	02:58:21.72	–10:48:25.7	15.99 B	(PB 9404)	20827	132	7.836	0.020	1	
HE 0256–1802	02:58:59.54	–17:50:20.3	16.41 B		26212	62	7.757	0.010	2	
HE 0257–2104	02:59:52.65	–20:52:49.6	16.30 B		17362	42	7.692	0.008	2	
HE 0300–2313	03:02:36.69	–23:01:52.0	15.35 B		22369	37	8.386	0.005	2	
WD 0302+027	03:04:37.40	+02:56:56.6	14.97	GD 41, FEIGE 31	35270	61	7.772	0.009	2	
HE 0303–2041	03:06:04.96	–20:29:31.1	16.26 B	(PHL 1467)	10006	10	8.131	0.010	2	
HE 0305–1145	03:08:10.25	–11:33:45.7	15.40 B	(PHL 8567)	26822	68	7.812	0.010	2	
WD 0307+149	03:09:53.95	+15:05:22.1	15.10 B	HS 037+1454, PG 0307+149	21413	27	7.909	0.004	2	
HS 0307+0746	03:10:09.13	+07:57:32.6	16.50 B		10127	14	8.070	0.013	2	
WD 0310–688	03:10:30.99	–68:36:03.3	11.40	CPD–69° 177, LB 3303	16329	6	7.908	0.001	4	
HE 0308–2305	03:11:07.24	–22:54:05.6	15.16 B		23565	41	8.538	0.006	2	
WD 0308+188	03:11:49.22	+19:00:55.5	13.86 B	PG 0308+188	18450	21	7.725	0.004	2	
HS 0309+1001	03:12:34.96	+10:12:27.2	15.60 B		18786	31	7.725	0.006	2	
WD 0315–332	03:17:26.05	–33:03:05.4	16.53 B	HE 0315–3314	49926	350	7.472	0.025	3	
HS 0315+0858	03:17:43.18	+09:09:55.2	15.90 B		18783	38	7.871	0.007	2	
HE 0315–0118	03:18:13.31	–01:07:13.1	14.71 B	SDSS	13469	51	7.614	0.007	2	DDd
HE 0317–2120	03:19:27.22	–21:09:13.2	15.80 B		9688	13	8.093	0.014	2	
WD 0317+196	03:20:04.07	+19:47:35.4	15.58 B	PG 0317+196	17735	50	7.776	0.011	1	
WD 0318–021	03:20:58.77	–01:59:59.5	16.01	HE 0318–0210, KUV 03184–0211	15125	45	7.702	0.008	2	
WD 0320–539	03:22:14.81	–53:45:16.3	14.99 B	LB 1663, RE J0322–534	32588	28	7.769	0.006	3	
HE 0320–1917	03:22:31.91	–19:06:47.8	16.00 B	(PHL 4402)	13248	88	7.168	0.016	2	DDs
HE 0324–2234	03:26:26.88	–22:24:15.0	16.39 B	(PHL 1537)	16905	35	7.845	0.008	2	
HE 0324–0646	03:26:39.97	–06:36:05.2	15.95 B	BGK, SDSS	15740	41	7.866	0.008	2	
HE 0324–1942	03:27:05.02	–19:32:23.8	16.25 B	(PHL 1541)	20660	49	8.078	0.008	2	DDd
HE 0325–4033	03:27:43.92	–40:23:26.1	16.38 B		16737	50	7.695	0.010	2	DDs
HS 0325+2142	03:28:25.24	+21:53:08.4	15.30 B		13863	118	7.935	0.011	1	
WD 0326–273	03:28:48.81	–27:19:01.7	14.00	LP 888–064, L 0587–077A	9190	5	7.717	0.006	2	DDs
WD 0328+008	03:31:33.93	+01:03:26.5	16.80	HE 0328+0053, SDSS	34476	113	7.920	0.022	2	
HE 0330–4736	03:32:03.98	–47:25:57.7	16.03 B		12913	38	8.034	0.008	2	
HS 0329+1121	03:32:35.92	+11:31:31.9	15.80 B		17376	85	7.855	0.018	1	
WD 0330–009	03:32:36.90	–00:49:36.6	15.74 B	HE 0330–0059, KUV 03301–0100	34044	59	7.740	0.011	2	
HS 0331+2240	03:34:53.26	+22:50:07.8	15.00 B		21452	54	7.783	0.009	1	
HE 0333–2201	03:36:02.77	–21:51:21.5	15.46 B	(PHL 4465)	16046	47	8.192	0.005	1	
HE 0336–0741	03:38:26.79	–07:31:54.6	16.33 B		15854	22	7.769	0.009	2	
WD 0336+040	03:38:56.21	+04:09:43.0	15.90	KUV 03363+0400	8703	12	7.828	0.018	3	
HS 0337+0939	03:39:58.55	+09:49:11.3	16.20 B		14371	79	7.780	0.013	2	
					12483	57	7.970	0.015	2	amb
HE 0338–3025	03:40:18.33	–30:15:36.0	16.25 B	(PHL 8735)	9959	9	8.131	0.010	2	
WD 0339–035	03:41:54.49	–03:22:40.9	15.20	GD 47, LP 653–026	14759	27	7.780	0.004	2	NOV(1)
					12415	20	7.940	0.005	2	amb
WD 0341+021	03:44:10.77	+02:15:29.9	15.30 B	HE 0341+0206, KUV 03416+0206	22153	61	7.273	0.008	2	DDs
WD 0343–007	03:46:25.21	–00:38:39.4	14.91	KUV 0898–06, SDSS	62994	563	7.677	0.028	2	
WD 0344+073	03:46:51.42	+07:28:01.9	16.10	KUV 03442+0719	10474	14	7.748	0.012	3	DDs, NOV
HS 0344+0944	03:46:52.31	+09:53:56.1	16.50 B		15321	205	8.227	0.028	1	
HE 0344–1207	03:47:06.71	–11:58:08.5	15.80 B		11352	85	8.098	0.018	2	DAV
HS 0345+1324	03:48:39.58	+13:33:29.3	15.90 B		25064	67	8.182	0.008	2	
HS 0346+0755	03:49:15.29	+08:04:53.6	16.30 B		16796	70	7.720	0.014	2	
WD 0346–011	03:48:50.24	–00:58:33.2	13.99	GD 50, GR 288, SDSS	40455	77	9.313	0.009	2	
HE 0348–4445	03:49:59.27	–44:36:27.4	16.22 B		19951	39	8.069	0.007	2	
HE 0348–2404	03:50:38.82	–23:55:45.2	16.26 B		14735	54	7.944	0.006	2	
HE 0349–2537	03:51:41.37	–25:28:16.6	15.74 B		20974	44	7.906	0.008	2	
WD 0352+049	03:54:40.21	+05:08:45.5	16.20	KUV 03520+0500	37253	124	8.611	0.020	1	
WD 0352+052	03:54:41.09	+05:23:19.4	15.90	KUV 03520+0515, GD54	10136	14	7.967	0.014	2	

Table 1. Continued.

Object	RA(2000)	DE(2000)	mag(band)	Aliases	T_{eff} [K]	$\sigma(T_{\text{eff}})$ [K]	$\log g$	$\sigma(\log g)$	No. of Spectra	Remarks
WD 0352+018	03:54:43.47	+01:58:41.4	15.63	HE 0352+0149, KUV 03521+0150	22107	58	7.797	0.008	2	
WD 0352+096	03:55:22.02	+09:47:17.5	14.47	HS 0352+0938, HZ 4	14440	47	8.178	0.005	2	
HE 0358-5127	03:59:38.30	-51:18:41.5	15.60 B		23376	47	7.927	0.006	2	
HS 0400+1451	04:03:42.08	+14:59:28.9	15.10 B		14623	61	8.250	0.005	2	
HS 0401+1454	04:04:35.02	+15:02:26.7	16.20 B		14795	59	7.796	0.011	1	NOV
					12527	49	7.965	0.013	1	amb
HE 0403-4129	04:05:30.11	-41:21:10.2	16.13 B		22702	62	7.937	0.010	2	
HE 0404-1852	04:07:11.18	-18:44:33.5	16.00 B	(PPM 710547)	19218	59	7.665	0.011	1	
WD 0406+169	04:09:28.89	+17:07:54.0	15.35	GH 7-112, LP 414-101	16049	48	8.236	0.008	1	
WD 0407+179	04:10:10.33	+18:02:24.0	14.14	HZ 10, HS 0407+1754	14421	2	7.768	0.003	3	NOV(1)
WD 0408-041	04:11:02.17	-03:58:22.2	15.50	GD 56, GR 571	15414	45	7.856	0.010	1	
HE 0409-5154	04:11:10.33	-51:46:50.8	15.48 B		26315	67	7.830	0.009	2	
HE 0410-1137	04:12:28.99	-11:30:08.3	16.13 B	(GD 57)	17406	34	7.601	0.007	2	DDd
WD 0410+117	04:12:43.60	+11:51:48.5	13.86	HS 0409+1144, HZ 2	21074	22	7.843	0.004	2	
HS 0412+0632	04:14:58.36	+06:40:07.0	15.50 B	(GD 59)	13290	52	7.812	0.006	2	
HE 0414-4039	04:16:02.87	-40:32:11.7	15.88 B		20941	57	7.935	0.010	2	
WD 0416-550	04:17:11.51	-54:57:47.9	15.11 B	HE 0416-5505	30547	51	7.118	0.011	2	
HE 0416-3852	04:18:04.14	-38:45:20.6	16.01 B		19324	49	7.956	0.010	2	
HE 0416-1034	04:18:47.84	-10:27:09.6	15.83 B		24845	35	7.917	0.005	2	
HE 0417-3033	04:19:22.07	-30:26:44.0	16.51 B		19103	62	7.846	0.012	1	
HE 0418-5326	04:19:24.83	-53:19:17.4	16.38 B	(FAUST 545, FD 30)	27090	66	7.872	0.011	2	
HE 0418-1021	04:21:12.03	-10:14:09.0	16.21 B		23385	34	8.287	0.007	1	
WD 0421+162	04:23:55.81	+16:21:13.9	14.29	GH 7-191, VR 7	19616	22	8.025	0.004	2	
HE 0423-2822	04:25:20.85	-28:15:19.9	16.54 B		10907	21	8.066	0.012	3	NOV
HS 0424+0141	04:26:52.45	+01:47:47.7	15.60 B		44174	212	7.679	0.019	2	
HE 0425-2015	04:27:39.77	-20:09:15.2	16.49 B		19801	54	8.115	0.010	2	
WD 0425+168	04:28:39.48	+16:58:10.4	14.01	GH 7-233, VR 16	24000	25	8.036	0.004	2	
HE 0426-1011	04:28:42.32	-10:04:48.9	16.07 B		18386	21	7.854	0.004	2	
WD 0426+106	04:28:58.29	+10:44:48.7	16.30	KUV 04262+1038	10058	26	8.407	0.020	2	
HE 0426-0455	04:29:26.32	-04:48:46.7	14.89 B		14129	55	7.989	0.005	2	
WD 0431+126	04:33:45.08	+12:42:40.4	14.18	HS 0430+1236, HZ 7	21374	28	7.968	0.005	2	
HE 0436-1633	04:38:47.33	-16:27:21.4	16.22 B		14092	67	7.959	0.006	2	
WD 0437+152	04:39:52.97	+15:19:44.0	15.83	KUV 04370+1514	18711	39	7.247	0.008	2	
WD 0440-038	04:43:07.07	-03:46:49.5	16.00		68468	618	8.420	0.027	2	
WD 0446-789	04:43:46.67	-78:51:50.2	13.47	BPM 3523	23627	22	7.687	0.003	2	
HE 0452-3429	04:54:05.85	-34:25:05.9	16.49 B		14825	47	7.810	0.008	1	
HE 0452-3444	04:54:23.69	-34:39:48.7	15.86 B		21206	40	7.839	0.007	2	
HE 0455-5315	04:56:58.35	-53:10:26.6	16.20 B		24432	94	7.553	0.013	3	DDs
WD 0455-282	04:57:13.38	-28:07:53.6	13.95	RE 0457-280, EUVE J0457-281	54386	155	7.682	0.010	2	
HE 0456-2347	04:58:51.47	-23:42:55.7	16.42 B		23645	66	7.794	0.009	2	
HS 0503+0154	05:05:39.24	+01:58:28.2	15.20 B	(1RXS J050539.1+015825)	54563	289	7.544	0.017	2	
HE 0507-1855	05:09:20.47	-18:51:17.3	16.38 B		20421	48	8.271	0.008	2	
HS 0507+0434B	05:10:13.59	+04:38:54.0	15.36		11488	18	8.057	0.008	2	DAV
HS 0507+0434A	05:10:14.01	+04:38:37.4	14.21		20838	26	7.897	0.005	2	
HE 0508-2343	05:10:39.43	-23:40:10.1	16.24 B		16811	64	7.738	0.014	2	
WD 0509-007	05:12:06.51	-00:42:07.2	13.90	RE 0512-004, EUVE J0512-007	31910	29	7.294	0.007	2	
WD 0511+079	05:14:03.61	+08:00:14.5	15.89		6137	12	7.228	0.025	2	
WD 0510-418	05:12:23.03	-41:45:26.3	16.50		50490	366	7.680	0.024	2	
HE 0516-1804	05:19:04.27	-18:01:29.1	16.14 B		12976	103	7.765	0.017	1	
WD 0518-105	05:21:18.95	-10:29:17.4	15.89	RE 0521-102, EUVE J0521-104	32008	44	8.818	0.010	2	
HE 0532-5605	05:33:06.70	-56:03:53.3	16.12 B	(EC 05321-5605)	11285	21	8.454	0.007	2	DAV
WD 0548+000	05:50:37.62	+00:05:50.4	14.79	GD 257, GR 289	44684	107	7.822	0.010	2	
WD 0549+158	05:52:27.63	+15:53:13.1	13.06	GD 71, LTT 11733	32959	16	7.731	0.003	3	
WD 0556+172	05:59:44.95	+17:12:03.9	15.79	KPD 0556+1712	18825	31	8.094	0.006	2	
WD 0558+165	06:01:17.67	+16:31:37.2	15.69	KPD 0558+1631	16807	27	8.183	0.005	2	

Table 1. Continued.

Object	RA(2000)	DE(2000)	mag(band)	Aliases	T_{eff} [K]	$\sigma(T_{\text{eff}})$ [K]	$\log g$	$\sigma(\log g)$	No. of Spectra	Remarks
WD 0603-483	06:05:02.75	-48:19:59.8	16.00		34731	61	7.842	0.012	2	
WD 0612+177	06:15:18.67	+17:43:40.1	13.39	G 104-27, LTT 11818	25624	24	7.814	0.003	2	
WD 0621-376	06:23:12.71	-37:41:30.8	12.09	RE 0623-374, EUVE J0623-376	57806	120	7.269	0.006	2	
WD 0628-020	06:30:38.59	-02:05:51.0	15.30 B	LP 600-42	6414	12	7.248	0.023	1	
WD 0630-050	06:32:57.79	-05:05:49.8	15.54	RE 0632-050, EUVE J0632-050	42451	175	8.335	0.015	2	
WD 0642-285	06:44:28.77	-28:32:38.6	15.20 B	LP 895-041	9133	21	7.809	0.032	1	
WD 0646-253	06:48:56.20	-25:23:48.2	13.80		27990	21	7.791	0.004	2	
WD 0659-063	07:01:55.00	-06:27:48.7	15.27	LHS 1892, LP 661-003	6046	7	7.019	0.016	2	
WD 0710+216	07:13:21.61	+21:34:06.8	15.29	GD 83, EG 214	10206	9	7.990	0.008	2	NOV
WD 0715-704	07:15:17.00	-70:25:06.5	14.00		44915	124	7.674	0.010	2	
WD 0721-276	07:23:20.06	-27:47:22.8	14.80		36520	53	7.704	0.008	2	
WD 0732-427	07:33:37.84	-42:53:58.8	14.16	L 384-24, BPM 33039	14995	28	8.000	0.005	2	
WD 0810-728	08:09:31.99	-72:59:17.2	15.15	RE 0809-725, EUVE J0809-729	30598	32	7.845	0.007	3	
HS 0820+2503	08:23:46.21	+24:53:45.9	15.00 B	SDSS	33367	80	7.660	0.014	2	
WD 0830-535	08:31:52.02	-53:40:33.7	14.46	RE 0831-534, EUVE 0831-536	30050	20	7.763	0.004	3	
WD 0838+035	08:41:03.90	+03:21:16.1	15.20	SDSS	38342	48	7.716	0.005	2	
WD 0839-327	08:41:32.62	-32:56:34.8	11.90	L 532-81, CD-32°5613	9174	3	7.828	0.004	2	
WD 0839+231	08:42:53.06	+23:00:25.8	14.42	PG 0839+232	25852	39	7.636	0.005	2	
WD 0852+192	08:55:30.73	+19:04:37.8	15.70 B	LB 8888, HS 0852+1916	15130	39	7.848	0.007	2	
WD 0858+160	09:01:33.46	+15:51:43.3	15.83	HS 0858+1603	16064	34	7.774	0.008	2	
WD 0859-039	09:02:17.34	-04:06:56.3	12.40		23731	14	7.792	0.002	3	
WD 0908+171	09:11:24.05	+16:54:11.5	16.06 mc	PG 0908+171, SDSS	17640	33	7.830	0.007	2	
WD 0911-076	09:14:22.39	-07:51:25.6	16.16	EC 09119-0738	18175	34	7.854	0.007	2	
WD 0916+064	09:18:41.87	+06:17:02.2	15.66 B	PG 0916+065, SDSS	43048	232	7.368	0.021	1	
WD 0922+162B	09:25:13.22	+16:01:45.6	17.30		25783	178	9.039	0.028	1	
WD 0922+162A	09:25:13.55	+16:01:44.7	16.26		23537	48	8.226	0.008	3	
WD 0922+183	09:25:18.37	+18:05:34.3	16.46 mc	PG 0922+183	24532	59	8.159	0.008	2	
WD 0928-713	09:29:08.65	-71:34:02.8	15.44	L 64-40, BPM05639	8389	6	8.057	0.009	3	
HS 0926+0828	09:29:36.53	+08:15:46.8	16.20 B	(SDSS)	14939	65	7.700	0.013	2	NOV(3)
					12027	51	7.911	0.015	2	amb
HS 0929+0839	09:32:29.85	+08:26:37.5	16.10 B	BGK	15707	39	7.774	0.014	2	
HS 0931+0712	09:34:32.67	+06:58:48.2	16.50 B	SDSS	36719	193	7.160	0.025	2	
HS 0933+0028	09:36:07.96	+00:14:35.9	16.00 B		32219	69	8.100	0.016	2	
HS 0937+0130	09:39:58.67	+01:16:38.2	16.50 B	SDSS	19717	47	8.314	0.008	2	
WD 0937-103	09:40:11.96	-10:34:25.1	15.97	EC 09377-1020	17562	30	8.502	0.005	2	
WD 0939-153	09:41:56.22	-15:32:14.6	15.92	EC 09395-1518	13500	58	7.787	0.007	2	
HS 0940+1129	09:43:14.38	+11:16:11.4	16.10 B		15176	49	7.838	0.009	2	
					13031	128	7.878	0.014	1	amb
HS 0943+1401	09:46:31.60	+13:47:35.8	16.40 B		16863	25	8.275	0.010	2	
HS 0944+1913	09:47:31.67	+18:59:12.7	15.30 B		17444	17	7.883	0.003	2	
HS 0949+0935	09:51:48.94	+09:21:12.6	16.30 B	(SDSS)	18357	65	7.694	0.013	2	
HS 0949+0823	09:51:56.17	+08:09:33.7	16.10 B		14755	66	7.808	0.012	2	NOV(3)
WD 0950+077	09:52:59.15	+07:31:08.3	16.12 B	PG 0950+078	15623	37	7.891	0.006	2	
WD 0951-155	09:53:40.36	-15:48:56.6	16.09	EC 09512-1534	17973	33	7.827	0.007	2	
WD 0954+134	09:57:18.99	+13:12:57.0	16.41 B	PG 0954+135, SDSS	16462	75	7.677	0.015	2	
WD 0955+247	09:57:48.37	+24:32:55.5	15.07	G49-33, LTT 12661	8446	6	7.985	0.009	2	
WD 0956+045	09:58:37.24	+04:21:31.0	15.80 mc	PG 0956+046	18228	41	7.779	0.008	3	
WD 0956+020	09:58:50.49	+01:47:23.5	15.61 B	HE 0956+0201, PG 0956+021, SDSS	16495	25	7.806	0.006	2	
WD 1000-001	10:03:16.34	-00:23:36.9	16.08 mc	PG 1000-002, LB 564	20253	50	7.803	0.009	2	
WD 1003-023	10:05:51.54	-02:34:19.5	15.43	PG 1003-023	20614	35	7.889	0.006	2	
HS 1003+0726	10:06:23.08	+07:12:12.6	15.30 B	SDSS	9486	16	8.020	0.018	1	
WD 1010+043	10:13:12.78	+04:05:12.8	16.34 B	PG 1010+043	28617	56	7.903	0.010	2	
HE 1012-0049	10:15:11.75	-01:04:17.1	15.57 B	(2MASS)	23204	47	8.074	0.007	2	
HS 1013+0321	10:15:48.15	+03:06:46.8	15.60 B	SDSS	11600	24	7.983	0.010	2	DAV
WD 1013-010	10:16:07.01	-01:19:18.7	15.33	G 053-038, EG 253	8066	6	7.509	0.011	2	DDs

Table 1. Continued.

Object	RA(2000)	DE(2000)	mag(band)	Aliases	T_{eff} [K]	$\sigma(T_{\text{eff}})$ [K]	log g	$\sigma(\log g)$	No. of Spectra	Remarks
WD 1015-216	10:17:26.67	-21:53:43.4	15.66	EC 10150-2138	30937	40	7.891	0.008	2	
WD 1015+076	10:18:01.69	+07:21:22.4	15.37	PG 1015+076	27375	124	7.728	0.018	1	
WD 1015+161	10:18:03.84	+15:51:58.3	15.57 mc	PG 1015+161	19948	33	7.925	0.006	2	
WD 1017-138	10:19:52.45	-14:07:35.5	14.56	EC 10174-1352, RE J1019-140	31798	26	7.845	0.006	2	
WD 1017+125	10:19:56.02	+12:16:29.9	15.75 mc	PG 1017+125	21386	43	7.875	0.007	2	
WD 1019+129	10:22:28.77	+12:41:59.4	15.60	PG 1019+129	18412	29	7.885	0.006	2	
WD 1020-207	10:22:43.83	-21:00:02.1	15.09	EC 10203-2044	19920	58	7.926	0.010	1	
WD 1022+050	10:24:59.90	+04:46:09.0	14.18	PG 1022+050, LP 550-52	14693	55	7.364	0.012	1	DDs, NOV(2)
WD 1023+009	10:25:49.77	+00:39:04.4	16.40 mc	PG 1023+009	37817	157	7.650	0.017	2	
WD 1026+023	10:29:09.87	+02:05:49.7	14.20 mc	PG 1026+024, LP 550-292	12338	18	7.955	0.004	3	NOV(2)
WD 1031-114	10:33:42.79	-11:41:40.4	13.00	EC 10312-1126, L 0825-014	25502	27	7.845	0.004	1	
WD 1031+063	10:34:05.43	+06:02:45.6	16.26 mc	PG 1031+063	21317	67	7.759	0.010	2	
WD 1036+085	10:39:07.48	+08:18:39.1	16.07 B	PG 1036+086	22924	93	7.324	0.012	2	
HS 1043+0258	10:46:23.34	+02:42:35.6	15.60 B	SDSS	17339	74	7.756	0.010	2	
WD 1049-158	10:52:20.69	-16:08:05.9	14.36	EC 10498-1552	20037	23	8.276	0.004	2	
WD 1053-550	10:55:13.77	-55:19:05.8	14.32	L 250-52, BPM 20383	14621	20	7.857	0.004	2	NOV(1)
WD 1053-290	10:55:40.04	-29:19:53.4	15.38	EC 10532-2903	10664	10	8.068	0.006	2	
WD 1053-092	10:55:45.41	-09:30:59.1	16.38 B	HE 1053-0914, PG 1053-092	22620	61	7.694	0.009	2	
HS 1053+0844	10:55:51.54	+08:28:46.6	16.50 B		16556	49	7.813	0.011	2	
WD 1056-384	10:58:20.19	-38:44:26.5	14.08	RE 1058-384, EUVE J1058-387	27947	25	7.898	0.004	2	
WD 1058-129	11:01:12.28	-13:14:42.7	14.93	EC 10587-1258, PG 1058-129	23892	32	8.651	0.005	4	
HS 1102+0934	11:04:36.76	+09:18:22.7	16.40 B	BGK, SDSS	16961	55	7.367	0.012	3	DDs
WD 1102-183	11:04:47.08	-18:37:15.2	15.99	EC 11023-1821	8057	8	7.851	0.011	3	
HS 1102+0032	11:05:15.33	+00:16:26.3	14.80	(SDSS, GD 127)	12610	49	8.242	0.011	2	NOV(3)
WD 1105-048	11:07:59.98	-05:09:27.3	12.92	LP 672-001, G 163-050	15995	11	7.753	0.002	2	
HS 1115+0321	11:17:46.18	+03:04:51.3	15.40 B	BGK, SDSS, GD 131	14267	39	7.709	0.007	2	
WD 1116+026	11:19:12.55	+02:20:30.9	14.57	GD 133, PG 1116+026	12121	23	8.005	0.005	2	DAV
HE 1117-0222	11:19:34.66	-02:39:06.3	14.25 B	(GD 135)	14709	36	7.978	0.005	2	
WD 1121+216	11:24:13.08	+21:21:34.8	14.23	G 120-45, LHS 304	6929	7	7.306	0.011	2	
WD 1122-324	11:24:35.62	-32:46:25.7	15.86	EC 11221-3229	21671	38	7.855	0.006	2	
WD 1123+189	11:26:19.11	+18:39:17.2	14.01 mc	PG 1123+189, RE J1126+183	58126	205	7.498	0.012	2	
HE 1124+0144	11:26:49.74	+01:27:56.4	16.30	BGK, SDSS	16246	35	7.743	0.007	2	
WD 1124-293	11:27:09.32	-29:40:11.8	15.02	EC 11246-2923, ESO 0439-080	9397	6	8.099	0.007	2	
WD 1124-018	11:27:21.33	-02:08:37.7	16.47 mc	PG 1124-019, SDSS	23942	45	7.628	0.009	2	DDs
WD 1125-025	11:28:14.50	-02:50:27.3	15.32 B	PG 1125-026, RE J1128-025	31755	36	8.159	0.008	2	
WD 1125+175	11:28:15.68	+17:14:06.9	15.95	PG 1125+175	61213	484	7.490	0.027	2	
WD 1126-222	11:29:11.64	-22:33:44.4	16.17	EC 11266-2217	11818	41	8.009	0.012	2	DAV
WD 1129+071	11:32:03.58	+06:55:07.9	14.90 mc	PG 1129+072	14599	35	7.831	0.006	2	
WD 1129+155	11:32:27.46	+15:17:29.1	14.04 mc	PG 1129+156	17739	16	8.029	0.003	2	
WD 1130-125	11:33:19.50	-12:49:01.2	15.50	EC 11307-1232	14138	61	8.342	0.008	2	
HS 1136+1359	11:39:25.42	+13:43:11.0	16.00 B	(A1 117)	23921	204	7.828	0.028	1	
HS 1136+0326	11:39:26.64	+03:10:19.7	16.20 B		13530	126	7.926	0.017	2	
WD 1141+077	11:43:59.45	+07:29:04.7	14.11 B	PG 1141+078	62493	345	7.554	0.018	1	
WD 1144-246	11:47:20.13	-24:54:56.7	15.71	EC 11448-2438	30500	41	7.161	0.009	2	
HS 1144+1517	11:47:25.13	+15:00:38.7	16.30 B	BGK, SDSS	15385	59	7.773	0.013	2	
WD 1145+187	11:48:03.18	+18:30:46.6	14.22	PG 1145+188, RE J1148+183	27167	27	7.798	0.004	2	
WD 1147+255	11:50:20.18	+25:18:32.6	15.55	G 121-022, HS 1406+2229	9910	11	8.046	0.011	2	NOV(1)
WD 1149+057	11:51:54.29	+05:28:38.3	14.91 mc	PG 1149+058, SDSS	11023	21	8.057	0.012	3	DAV
WD 1150-153	11:53:15.37	-15:36:36.8	16.00	EC 11507-1519	12132	42	8.033	0.008	2	DAV
HE 1152-1244	11:54:34.91	-13:01:16.8	15.81 B		13126	54	7.780	0.006	2	
WD 1152-287	11:54:45.82	-29:00:40.7	16.38	EC 11522-2843	20620	79	7.628	0.013	1	
HS 1153+1416	11:55:59.76	+14:00:13.3	15.80	(PB 3724)	15553	65	7.785	0.014	2	
WD 1155-243	11:57:33.65	-24:39:27.9	16.48	EC 11550-2422	13831	96	7.888	0.011	2	
WD 1159-098	12:02:07.71	-10:04:40.8	15.97 mc	HE 1159-0947, LP 734-006	9261	8	8.537	0.008	2	
WD 1201-001	12:03:47.53	-00:23:11.8	15.12 mc	HE 1201-006, SDSS	19853	27	8.295	0.005	2	

Table 1. Continued.

Object	RA(2000)	DE(2000)	mag(band)	Aliases	T_{eff} [K]	$\sigma(T_{\text{eff}})$ [K]	$\log g$	$\sigma(\log g)$	No. of Spectra	Remarks
WD 1202–232	12:05:26.80	–23:33:13.6	12.79	EC 12028–2316	8615	4	8.042	0.006	2	
WD 1204–322	12:06:47.63	–32:34:33.8	15.68	EC 12042–3217, HE 1204–3217	21263	41	7.996	0.007	2	
WD 1204–136	12:06:56.43	–13:53:53.6	15.52	EC 12043–1337	10939	16	8.190	0.008	2	NOV(4)
HS 1204+0159	12:07:29.51	+01:42:50.6	16.50 B		24756	86	7.755	0.011	2	
WD 1207–157	12:10:09.34	–16:00:40.4	16.32	EC 12075–1543, HE 1207–1543	16885	48	7.775	0.010	2	
WD 1210+140	12:12:33.89	+13:46:25.1	14.67		32127	36	6.924	0.008	2	DDs
WD 1214+032	12:16:51.84	+02:58:04.3	15.32	LP 544–063, SDSS	6272	14	6.915	0.030	1	
HE 1215+0227	12:17:56.20	+02:10:45.8	16.35 B	(SDSS)	59691	723	7.595	0.040	2	
WD 1216+036	12:18:41.15	+03:20:21.7	15.94 mc	PG 1216+036, SDSS	14404	3	7.769	0.009	2	
WD 1218–198	12:21:07.35	–20:07:05.1	16.35	EC 12185–1950	35013	81	7.912	0.015	2	
WD 1220–292	12:23:05.17	–29:32:28.9	15.79	EC 12204–2915	17702	29	7.890	0.005	2	
HE 1225+0038	12:28:07.72	+00:22:19.6	15.09 B	(SDSS)	9383	5	8.094	0.005	3	
WD 1229–012	12:31:34.46	–01:32:08.5	14.24	HE 1229–0115, SDSS	19540	21	7.500	0.004	2	
WD 1230–308	12:33:00.67	–31:08:36.4	15.81	EC 12303–3052	22764	38	8.280	0.006	2	
WD 1231–141	12:33:36.89	–14:25:08.6	16.12	EC 12310–1408	17217	35	7.923	0.007	2	
WD 1233–164	12:36:14.02	–16:41:53.5	15.10	EC 12336–1625	24892	33	8.207	0.004	3	
WD 1236–495	12:38:50.02	–49:48:01.1	13.96	L 327–186, LTT 4816	11372	12	8.743	0.004	2	DAV
WD 1237–028	12:40:09.66	–03:10:14.8	15.97 mc	PG 1237–029, SDSS	9936	13	8.421	0.012	2	
WD 1241+235	12:44:16.57	+23:14:10.8	15.18 mc	PG 1241+235, LB 16	26982	50	7.772	0.008	2	
WD 1241–010	12:44:28.66	–01:18:59.6	14.00	PG 1241–010, SDSS	23459	25	7.379	0.003	2	DDd
HS 1243+0132	12:45:38.74	+01:16:16.1	15.60 B	(UM 517, LEDA 43016)	21644	65	7.817	0.010	2	
WD 1244–125	12:47:26.88	–12:48:42.0	14.70	EC 12448–1232	13429	39	7.928	0.005	2	
HE 1247–1130	12:49:54.26	–11:47:00.2	14.74 B		28110	62	7.840	0.011	2	
EC 12489–2750	12:51:41.08	–28:06:48.8	16.22		61045	459	7.628	0.023	2	
HS 1249+0426	12:52:15.19	+04:10:43.0	15.80 B	(PB 4304)	11382	19	8.029	0.009	2	DAV
WD 1249+160	12:52:17.15	+15:44:43.4	14.63	GD 150, SDSS	25792	40	7.214	0.006	2	
WD 1249+182	12:52:23.34	+17:56:53.9	15.48	GD 151	19911	25	7.729	0.004	2	
HE 1252–0202	12:54:58.10	–02:18:36.7	16.50 B	(BGK, SDSS)	15934	64	7.806	0.015	2	
WD 1254+223	12:57:02.33	+22:01:52.7	13.33	GD 153, BPM 88611, SDSS	39537	42	7.587	0.005	2	
WD 1257+047	12:59:50.35	+04:31:26.6	14.99	GD 267, LP556–035, SDSS	21759	32	7.949	0.005	2	
WD 1257+032	12:59:56.69	+02:55:56.2	15.60 B	PG 1257+032, PB 4421, SDSS	17579	24	7.814	0.005	2	
HE 1258+0123	13:01:10.50	+01:07:39.9	16.42 B	(SDSS, 2MASS)	11258	22	7.946	0.013	2	DAV
WD 1300–098	13:03:16.77	–10:09:12.5	16.25 B	PG 1300–099	15327	63	8.143	0.008	2	NOV
HS 1305+0029	13:08:20.87	+00:13:30.5	16.20 B	BGK, SDSS	14725	51	7.846	0.008	2	
HE 1307–0059	13:09:41.67	–01:15:05.9	15.72 B		18191	45	7.907	0.009	2	
HS 1308+1646	13:11:06.06	+16:31:03.4	15.50 B		10727	15	8.242	0.011	2	NOV
WD 1308–301	13:11:17.52	–30:25:57.6	15.11	EC 13085–3010	14422	33	7.899	0.004	2	
HE 1310–0337	13:13:28.35	–03:53:19.7	16.31 B		18943	73	7.825	0.013	1	
WD 1310–305	13:13:41.59	–30:51:33.7	14.48	EC 13109–3035	20353	22	7.819	0.004	3	
EC 13123–2523	13:15:03.94	–25:39:01.0	15.69		75463	825	7.682	0.027	1	
WD 1314–153	13:16:43.59	–15:35:58.7	14.86	EC 13140–1520, LHS 2712	16152	25	7.720	0.005	3	
WD 1314–067	13:17:18.46	–06:59:28.1	15.87 B	PG 1314–067	16832	52	7.847	0.011	2	
HE 1315–1105	13:17:47.29	–11:21:06.2	15.76 B		9067	7	8.103	0.009	2	
WD 1323–514	13:26:09.62	–51:41:37.9	14.60	L 258–46, L 257–47	19357	22	7.765	0.004	2	
HE 1325–0854	13:28:23.90	–09:09:53.0	15.14 B		17021	16	7.810	0.004	2	
HE 1326–0041	13:29:24.69	–00:56:43.9	16.27 B		18671	55	7.841	0.011	2	
WD 1326–236	13:29:24.92	–23:52:18.1	15.97	EC 13266–2336	13808	85	7.919	0.010	2	
WD 1327–083	13:30:13.58	–08:34:30.2	12.31	G 014–058, BD–07D3632	14699	8	7.791	0.001	3	
HE 1328–0535	13:31:20.03	–05:50:52.4	16.34 B		36420	137	7.872	0.020	2	
WD 1328–152	13:31:34.82	–15:30:48.0	15.49	EC 13288–1515, HE 1328–1515	61253	285	7.719	0.015	2	
WD 1330+036	13:33:17.80	+03:21:00.2	15.86	GD 269, BPM 89123, SDSS	17408	26	7.831	0.005	2	
WD 1332–229	13:35:10.47	–23:10:38.3	16.30	EC 13324–2255	20264	49	7.859	0.008	2	
HS 1334+0701	13:36:33.67	+06:46:26.8	15.00 B		16891	43	7.270	0.009	2	DDs
WD 1334–160	13:36:59.29	–16:19:44.1	15.32	EC 13342–1604, L 0762–021	18653	21	8.316	0.004	2	
WD 1334–678	13:38:08.11	–68:04:37.4	15.57	L 106–73, LHS 2769	8769	8	7.929	0.012	2	

Table 1. Continued.

Object	RA(2000)	DE(2000)	mag(band)	Aliases	T_{eff} [K]	$\sigma(T_{\text{eff}})$ [K]	$\log g$	$\sigma(\log g)$	No. of Spectra	Remarks
HE 1335-0332	13:38:22.72	-03:47:19.5	16.47 B		20188	75	8.470	0.013	2	
HS 1338+0807	13:41:27.63	+07:52:29.5	16.00 B		24440	188	7.649	0.024	1	
HE 1340-0530	13:43:17.88	-05:45:35.8	16.40 B		32936	141	7.911	0.024	2	
WD 1342-237	13:45:46.58	-23:57:11.0	16.06	EC 13429-2342	10988	19	8.092	0.011	2	DAV
WD 1344+106	13:47:24.45	+10:21:36.6	15.08	G 063-054, LHS 2800	6480	7	7.079	0.015	2	
WD 1348-273	13:51:22.84	-27:33:59.1	15.00	LP 846-53, LTT 5382	9835	9	8.039	0.008	3	
WD 1349+144	13:51:54.06	+14:09:44.2	15.34	PG 1349+114, PB 4117	16925	28	7.642	0.006	2	DDd
WD 1356-233	13:59:07.97	-23:33:28.7	14.96	EC 13563-2318	9498	6	8.100	0.007	2	
WD 1401-147	14:03:57.16	-15:01:10.4	15.67	EC 14012-1446	11768	23	8.080	0.008	2	DAV
WD 1403-077	14:06:04.86	-07:58:31.0	15.82	PG 1403-077, EUVE J1406-07.9	49033	253	7.810	0.017	2	
WD 1410+168	14:12:27.89	+16:35:40.5	15.70 B	LP 439-387	21323	40	7.756	0.007	2	
HS 1410+0809	14:13:06.56	+07:55:23.5	15.50 B		16217	142	8.370	0.020	2	
WD 1411+135	14:13:58.22	+13:19:19.3	16.20	US 3969	18562	55	8.108	0.011	2	
WD 1412-109	14:15:07.75	-11:09:24.2	15.86 mc		26226	52	7.814	0.007	2	
HE 1413+0021	14:16:00.21	+00:07:59.3	16.03		14544	81	8.114	0.011	2	
HE 1414-0848	14:16:52.07	-09:02:03.8	16.15 B		9823	7	7.867	0.010	2	DDd
WD 1418-088	14:20:54.82	-09:05:08.7	15.36	G 124-026	8003	10	7.911	0.013	2	
WD 1420-244	14:23:26.25	-24:43:29.4	16.24	EC 14205-2429	20917	40	8.159	0.007	2	
WD 1422+095	14:24:39.24	+09:17:12.7	14.32	GD 165, L 1124-010	12525	21	7.917	0.007	2	DAV
WD 1426-276	14:29:27.38	-27:51:01.3	15.92	EC 14265-2737	18087	28	7.661	0.006	2	
HE 1429-0343	14:32:03.15	-03:56:37.8	15.84 B		11199	27	8.041	0.015	2	DAV
HS 1430+1339	14:33:05.47	+13:26:32.4	16.10 B		10012	12	8.321	0.014	2	
WD 1425-811	14:33:08.92	-81:20:12.6	13.75	L 19-2, BPM 00784	12069	17	7.916	0.003	2	DAV
WD 1431+153	14:34:06.80	+15:08:17.9	15.80 B	HS 1431+1521, PG 1431+153	13941	72	7.883	0.008	2	NOV(1)
HS 1432+1441	14:35:20.85	+14:28:41.3	16.00 B	BGK, SDSS, GD 167	16204	42	7.748	0.009	2	
WD 1434-223	14:37:14.74	-22:31:16.0	16.37	EC 14343-2218	27690	138	7.374	0.021	1	
HE 1441-0047	14:44:33.85	-00:59:59.5	16.40 B	(SDSS)	15775	72	8.025	0.014	2	NOV(3)
HS 1447+0454	14:50:09.91	+04:41:45.7	15.60 B		13926	38	7.820	0.005	2	
WD 1448+077	14:50:49.46	+07:33:32.9	15.46	G 136-022, LP 561-013	14921	30	7.686	0.006	2	
WD 1449+168	14:52:11.37	+16:38:03.5	15.44	PG 1449+168	22346	46	7.785	0.007	2	
WD 1451+006	14:53:50.48	+00:25:29.3	15.19	GD 173, GR 297, SDSS	25483	31	7.891	0.004	2	
WD 1457-086	14:59:52.99	-08:49:29.5	15.77	EC 14572-0837, PG 1457-086	21448	54	7.917	0.009	2	
WD 1500-170	15:03:14.45	-17:11:56.7	15.27	EC 15004-1700	31757	23	7.926	0.005	2	
WD 1501+032	15:04:23.92	+03:02:30.5	15.43 mc	PG 1501+032	14741	50	7.932	0.007	2	
WD 1503-093	15:06:19.44	-09:30:20.9	15.15	EC 15036-0918	12681	20	8.032	0.005	2	
WD 1507+220	15:09:39.99	+21:50:15.5	15.00 B	PG 1507+220	19872	27	7.745	0.005	3	
WD 1507+021	15:09:56.98	+01:56:07.5	16.49	PG 1507+021, SDSS	20222	67	7.796	0.012	1	
WD 1507-105	15:10:29.08	-10:45:19.8	15.42	GD 176	10063	8	7.663	0.008	2	NOV(1)
HE 1511-0448	15:14:12.97	-04:59:33.9	15.41 B	(PG 1511-048)	50899	126	7.447	0.009	4	DDs
WD 1511+009	15:14:21.31	+00:47:52.3	15.87	PG 1511+009, LB 769	28041	48	7.822	0.009	2	
WD 1515-164	15:18:35.07	-16:37:29.2	16.03	EC 15157-1626	14248	62	7.969	0.003	2	
HS 1517+0814	15:20:06.00	+08:03:27.4	15.90 B	BGK, SDSS	14494	44	7.761	0.008	2	
HE 1518-0344	15:20:46.03	-03:54:52.2	16.03 B		28493	50	7.808	0.009	2	
HE 1518-0020	15:21:30.87	-00:30:54.7	15.25 B		15392	29	7.820	0.006	2	
HE 1522-0410	15:25:12.26	-04:21:29.3	16.36 B		10357	12	8.130	0.012	2	
HS 1527+0614	15:29:41.47	+06:04:01.9	15.90 B		14925	39	7.769	0.007	2	
WD 1527+090	15:29:50.41	+08:55:46.6	14.29	PG 1527+091	21197	27	7.846	0.005	2	
WD 1524-749	15:30:36.64	-75:05:24.2	15.93	L 72-91, BPM 9518	23091	40	7.743	0.006	3	
WD 1531+184	15:33:49.31	+18:18:55.4	16.20	GD 186	13625	104	7.774	0.013	1	NOV(1)
WD 1531-022	15:34:06.08	-02:27:07.3	14.03	GD 185, BPM 77964	19234	18	8.354	0.004	2	
WD 1532+033	15:35:09.96	+03:11:13.9	16.02	PG 1532+034	61907	327	7.761	0.018	2	
WD 1537-152	15:40:23.77	-15:23:43.2	15.90	EC 15375-1514	16954	29	7.942	0.006	2	
WD 1539-035	15:42:14.15	-03:41:31.4	15.20	GD 189, PG1539-035	9875	6	8.246	0.006	2	
WD 1543-366	15:46:58.23	-36:46:44.1	15.81	RE 1546-364, EUVE J1546-367	42701	119	8.974	0.012	2	
WD 1544-377	15:47:30.00	-37:55:08.8	12.72	CD-37° 6571B, L 481-060	10547	5	8.089	0.003	2	NOV(1)

Table 1. Continued.

Object	RA(2000)	DE(2000)	mag(band)	Aliases	T_{eff} [K]	$\sigma(T_{\text{eff}})$ [K]	$\log g$	$\sigma(\log g)$	No. of Spectra	Remarks
WD 1547+057	15:49:34.93	+05:35:15.9	15.92	PG 1547+057	24355	58	8.355	0.007	2	
WD 1547+015	15:49:44.93	+01:25:55.1	15.90 mc	PG 1547+016	76588	591	7.497	0.022	2	
WD 1548+149	15:51:15.52	+14:46:58.3	15.06 mc	PG 1548+149	21452	46	7.857	0.007	2	
WD 1550+183	15:52:26.38	+18:10:18.8	14.83	GD 194, LTT 14705	14860	72	8.248	0.007	2	NOV(1)
WD 1555-089	15:58:04.83	-09:08:06.9	14.80	G 152-B4B, EG 174	14531	62	7.944	0.004	2	NOV(1)
WD 1609+135	16:11:25.67	+13:22:17.1	15.10	G 138-008, LHS 3163	9256	6	8.560	0.007	2	
WD 1609+044	16:11:49.11	+04:19:38.0	15.22	PG 1609+045	29593	22	7.791	0.005	2	
HS 1609+1426	16:12:06.51	+14:19:05.8	16.10 B		14387	45	7.821	0.008	3	
WD 1614+136	16:16:52.31	+13:34:21.5	15.24	PG 1614+137	22015	30	7.211	0.005	2	
WD 1614+160	16:17:08.79	+15:54:37.8	16.08 B	PG 1614+160	17961	25	7.815	0.005	2	
HS 1614+1136	16:17:09.44	+11:29:01.8	16.40 B		13644	174	8.000	0.019	1	
WD 1614-128	16:17:28.02	-12:57:45.6	15.00	G 153-040, LTT 6494	16293	25	7.750	0.005	2	
WD 1615-154	16:17:55.24	-15:35:52.7	13.40	G 153-041, LP 744-040	29465	14	8.031	0.003	2	
HS 1616+0247	16:19:18.91	+02:40:14.1	16.00 B		18468	35	7.957	0.007	2	
WD 1619+123	16:22:03.92	+12:13:32.0	14.57 mc	PG 1619+123	16853	29	7.685	0.006	2	
WD 1620-391	16:23:33.87	-39:13:47.9	10.97 mc	CD-38° 10980	24677	10	7.927	0.001	2	
WD 1625+093	16:27:53.57	+09:12:14.8	16.14	G 138-031, GR 327	6380	8	7.425	0.016	2	
WD 1636+057	16:38:54.53	+05:40:40.1	15.76	G 138-049, LHS 3230	8428	11	8.392	0.014	2	
WD 1640+113	16:42:54.87	+11:16:40.6	16.03	PG 1640+114	19718	40	7.854	0.008	2	
HS 1641+1124	16:43:54.12	+11:18:50.2	16.10 B		12323	40	7.951	0.011	2	
HS 1646+1059	16:48:40.74	+10:53:52.8	16.10 B		19890	50	7.782	0.008	2	
HS 1648+1300	16:51:02.78	+12:55:12.7	15.60 B		18693	28	7.785	0.006	2	
WD 1655+215	16:57:09.84	+21:26:48.4	14.04	G 169-34, LHS 3524	9204	6	8.034	0.007	2	
HS 1705+2228	17:07:08.03	+22:24:30.0	14.40 B		15702	31	7.749	0.006	2	
WD 1716+020	17:18:35.27	+01:56:51.4	14.26	WOLF 672A, G 019-020	13644	39	7.645	0.004	2	NOV(2)
WD 1733-544	17:37:00.76	-54:25:56.9	15.80	L 270-37, LTT 6999	6165	7	7.233	0.015	2	
WD 1736+052	17:38:41.72	+05:16:06.3	15.89	GR 140-002, GR 371	8838	7	8.063	0.010	3	
WD 1755+194	17:57:38.92	+19:24:18.5	15.91 mc	GD 370, GR 548	24439	41	7.804	0.006	3	
WD 1802+213	18:04:23.53	+21:21:02.5	15.77 mc	GD 372, GR 496	16787	46	7.645	0.010	2	
WD 1824+040	18:27:13.13	+04:03:45.9	13.90	G 021-015, ROSS 137	14787	15	7.460	0.003	4	DDs
WD 1826-045	18:29:09.87	-04:29:36.5	14.57	G 021-016, L 0993-018	9057	8	7.993	0.010	1	
WD 1827-106	18:30:39.60	-10:37:00.9	14.25	G 155-019, EG 177	13670	39	7.561	0.007	2	NOV(1)
					12697	13	7.683	0.006	2	amb
WD 1834-781	18:42:25.50	-78:05:06.4	15.45	L 44-95, BPM 11593	17723	22	7.772	0.005	2	
WD 1840+042	18:43:25.83	+04:20:20.6	14.92	GD 215, EG 225	8769	6	8.114	0.008	2	
WD 1845+019	18:47:37.00	+01:57:30.0	12.96	KPD 1845+0154	29754	16	7.817	0.003	2	DDs
WD 18444-223	18:47:56.57	-22:19:37.9	13.90		32443	27	7.985	0.005	2	
WD 1857+119	18:59:49.27	+11:58:39.8	15.52	G 141-054, EG 128	9868	11	8.006	0.011	3	
WD 1911+135	19:13:38.77	+13:36:26.3	14.00	G 142-B2A, EG 130	13783	75	7.870	0.008	2	NOV(1)
WD 1914+094	19:16:50.53	+09:34:46.5	15.43	KPD 1914+0929	32525	33	7.850	0.007	4	
WD 1914-598	19:18:44.85	-59:46:33.5	14.39	HK 22891-122	19756	29	7.837	0.005	2	
WD 1918+110	19:20:35.29	+11:10:43.3	16.23	GD 218	19268	43	7.809	0.008	2	
WD 1919+145	19:21:40.51	+14:40:40.5	12.94	GD 219, BPM 94172	15252	13	8.007	0.002	2	
WD 1932-136	19:35:42.05	-13:30:07.8	15.95	L 852-037, LP 753-005	16931	36	7.730	0.008	2	
WD 1943+163	19:45:31.73	+16:27:38.8	13.99	G 142-50, LTT 15765	19763	23	7.791	0.004	2	
WD 1948-389	19:52:19.69	-38:46:13.6	14.63	HK 22964-60	37199	64	7.751	0.010	2	
WD 1950-432	19:53:47.72	-43:07:13.6	14.86	MCT 1950-4314	40835	135	7.602	0.013	2	
WD 1952-206	19:55:46.99	-20:31:02.9	15.00	L 709-20, LTT 7873	13814	40	7.818	0.005	2	NOV(1)
WD 1952-584	19:56:12.99	-58:20:49.0	16.06	HK 22873-42	33509	61	7.752	0.011	2	
WD 1953-715	19:58:38.64	-71:23:43.6	15.15	L 80-56, LTT 7875	19267	25	7.873	0.005	2	
WD 1959+059	20:02:12.92	+06:07:35.4	16.41	GD 226	10846	15	8.070	0.010	2	DAV
WD 2004-605	20:09:05.83	-60:25:43.9	13.33	RE 2009-602, EUVE J2009-604	40994	60	8.393	0.006	2	
WD 2007-219	20:10:17.48	-21:46:46.0	14.40	L 710-30, LTT 7983	9788	6	8.073	0.006	2	
WD 2007-303	20:10:56.82	-30:13:06.7	12.18	LTT 7987	15436	9	7.803	0.002	2	
WD 2014-575	20:18:54.88	-57:21:33.8	13.00	RE 2018-572, EUVE J2018-573	26804	27	7.929	0.003	2	

Table 1. Continued.

Object	RA(2000)	DE(2000)	mag(band)	Aliases	T_{eff} [K]	$\sigma(T_{\text{eff}})$ [K]	$\log g$	$\sigma(\log g)$	No. of Spectra	Remarks
WD 2018–233	20:21:28.71	–23:08:30.4	14.40 B	HK 22955–37	15585	29	7.808	0.006	2	
WD 2020–425	20:23:59.57	–42:24:26.7	14.87	RE 2023–422, EUVE J2024–424	28412	26	8.145	0.005	2	DDd
WD 2021–128	20:24:42.94	–12:41:48.4	14.20 B	HK 22950–122	20753	61	7.820	0.011	1	
WD 2029+183	20:32:02.91	+18:31:15.1	16.31	GD 230	13525	77	7.647	0.008	2	NOV(1)
WD 2032+188	20:35:13.84	+18:59:21.8	15.34	GD 231, BPM 95701	18199	28	7.355	0.005	2	DDs
WD 2039–202	20:42:34.64	–20:04:35.6	12.33	LTT 8189, L 711–010	19738	10	7.786	0.002	2	
WD 2039–682	20:44:21.35	–68:05:21.4	13.25	L 116–79, LTT 8190	16943	12	8.336	0.002	2	
HS 2046+0044	20:48:38.26	+00:56:00.8	15.90 B		27096	32	8.153	0.005	3	
WD 2046–220	20:49:46.18	–21:54:43.1	15.48	HK 22880–124	23413	37	7.828	0.005	2	
WD 2051+095	20:53:43.18	+09:41:14.5	16.20 B	LP 516–013, HS 2051+0929	15274	30	7.790	0.007	2	
HS 2056+0721	20:58:45.03	+07:33:37.5	15.30 B		27289	42	8.321	0.007	1	
WD 2056+033	20:58:46.84	+03:31:49.4	16.26	PG 2056+033	51835	252	7.696	0.016	2	
HS 2058+0823	21:01:13.36	+08:35:09.1	14.70 B	(1RXS J210113.4+083517)	36844	57	7.780	0.009	2	
WD 2058+181	21:01:16.50	+18:20:55.4	15.00	GD 232, GR 279	17349	23	7.754	0.005	3	
HS 2059+0208	21:01:47.77	+02:20:27.6	16.50 B		18641	54	7.840	0.011	2	
WD 2059+190	21:02:02.68	+19:12:57.5	16.36	G 144–51, GR 377	6215	12	6.969	0.030	2	
HS 2108+1734	21:10:59.52	+17:46:32.8	15.20 B	(1RXS J211057.6+174712)	28812	37	8.309	0.008	2	
WD 2115+010	21:17:33.58	+01:15:47.1	15.60	PG 2115+011	25815	39	7.755	0.005	2	
WD 2115–560	21:19:36.60	–55:50:15.6	14.28	L 212–19, BPM 27273	9625	7	8.011	0.007	2	
WD 2120+054	21:22:34.98	+05:42:38.8	16.38	PG 2120+055	35559	79	7.681	0.011	2	
WD 2122–467	21:25:30.19	–46:30:36.8	16.13 B	HE 2122–4643	16334	37	8.054	0.008	3	
WD 2124–224	21:27:43.21	–22:11:48.9	14.70		47780	149	7.707	0.010	2	
HS 2130+1215	21:33:01.47	+12:28:30.4	16.30 B	SDSS	32995	89	7.738	0.016	2	
HS 2132+0941	21:34:50.91	+09:55:19.0	15.80 B		13204	71	7.720	0.008	2	
HE 2133–1332	21:36:16.18	–13:18:33.0	13.94 B		9851	5	7.796	0.005	2	
WD 2134+218	21:36:36.15	+22:04:32.8	14.45	GD 234, EG 227	18001	19	7.864	0.004	2	
WD 2136+229	21:38:46.21	+23:09:20.9	15.25	G 126–18, GR 582	10084	11	8.060	0.009	1	NOV(1)
HE 2135–4055	21:38:49.70	–40:41:28.9	13.43 B	(NLTT 51713)	19211	17	7.959	0.003	2	
WD 2137–379	21:40:18.48	–37:42:46.7	16.03 B	HE 2137–3756	21013	46	7.855	0.008	2	
HS 2138+0910	21:41:03.02	+09:23:45.4	15.90 B		9263	7	7.883	0.010	2	
WD 2139+115	21:41:28.37	+11:46:22.1	15.80	GD 235, GR 280	15551	28	7.794	0.007	2	
HE 2140–1825	21:43:42.73	–18:11:32.6	16.04 B		13950	39	7.751	0.006	2	
WD 2146–433	21:49:38.96	–43:06:14.4	15.81	HK 22951–67	62792	388	7.230	0.020	2	
HS 2148+1631	21:51:14.54	+16:45:23.1	15.90 B		16776	34	7.793	0.007	2	
HE 2148–3857	21:51:19.23	–38:43:04.5	16.27 B		26758	96	8.015	0.014	1	
WD 2149+021	21:52:25.43	+02:23:17.8	12.72	G 093–048, EG 150	17926	9	7.862	0.002	2	
WD 2150+021	21:53:30.29	+02:23:11.6	16.40	PG 2150+021	40874	158	7.659	0.016	2	
WD 2152–045	21:54:41.18	–04:18:18.0	15.00 B	HK 22965–20	19837	36	7.380	0.006	3	
WD 2151–307	21:54:53.38	–30:29:19.6	14.82 B	RE 2154–302, EUVE J2154–304	28580	26	8.273	0.005	2	
WD 2152–548	21:56:21.32	–54:38:24.1	14.50		45171	121	7.878	0.009	2	
WD 2153–419	21:56:35.32	–41:42:17.0	15.89	HE 2153–4156, RE J2156–414	46503	177	7.939	0.015	2	
WD 2154–061	21:57:29.92	–05:51:54.8	15.10 B	HK 22965–8, PB 7026	36259	85	7.744	0.012	2	
HE 2155–3150	21:58:46.08	–31:36:06.5	16.06 B		16302	40	7.833	0.009	2	
WD 2157+161	21:59:34.35	+16:25:39.0	16.20	GD 272, GR 282	19188	31	7.889	0.006	3	
HE 2159–1649	22:02:20.82	–16:34:38.3	15.90 B		19486	34	7.841	0.006	2	
WD 2159–414	22:02:28.57	–41:14:30.6	15.88	HE 2159–4129, EUVE J2202–41.2	54343	219	7.707	0.015	2	
WD 2200–136	22:03:35.63	–13:26:49.9	15.36	HE 2200–1341	24734	47	7.611	0.006	2	DDd
WD 2159–754	22:04:21.27	–75:13:25.9	15.06	LHS 3572, BPM 14525	8911	6	8.622	0.008	2	
HE 2203–0101	22:06:02.44	–00:46:33.5	15.82 B	(PB 5070)	18047	33	7.871	0.007	2	
WD 2204+071	22:07:16.20	+07:18:36.0	15.86	PG 2204+071	24454	39	7.950	0.005	3	
WD 2205–139	22:08:29.60	–13:41:13.2	15.08	HE 2205–1355	25231	32	8.246	0.004	3	
WD 2207+142	22:09:47.19	+14:29:46.6	15.61	G 018–034, LTT 16482	7229	20	7.603	0.032	2	
HE 2209–1444	22:12:18.05	–14:29:48.0	15.32 B	Kawka06, NLTT 53177	8290	0	8.191	0.030	1	DDd
HS 2210+2323	22:12:53.48	+23:38:00.4	15.70 B		23233	47	8.238	0.006	2	
WD 2211–495	22:14:11.93	–49:19:27.1	11.70	RE 2214–491, EUVE J2214–493	62336	181	7.544	0.007	2	

Table 1. Continued.

Object	RA(2000)	DE(2000)	mag(band)	Aliases	T_{eff} [K]	$\sigma(T_{\text{eff}})$ [K]	log g	$\sigma(\log g)$	No. of Spectra	Remarks
HS 2216+1551	22:18:57.15	+16:06:56.9	15.70 B		17112	29	7.872	0.006	2	DDd
HE 2218–2706	22:21:23.91	–26:50:55.2	14.89 B		15039	30	7.795	0.005	2	
HE 2220–0633	22:22:44.44	–06:17:54.9	15.97 B	(PHL 243)	15523	38	7.885	0.007	2	
HS 2220+2146B	22:23:01.64	+22:01:31.0	15.00 B		18743	44	8.241	0.008	2	
HS 2220+2146A	22:23:01.74	+22:01:25.0	15.00 B		14601	32	8.080	0.012	1	
WD 2220+133	22:23:13.95	+13:38:55.5	15.60	PG 2220+134, SDSS	22583	29	8.299	0.005	3	
HE 2221–1630	22:24:17.51	–16:15:47.0	16.18 B	(PHL 5103)	9937	9	8.161	0.008	2	
HS 2225+2158	22:28:11.47	+22:14:15.1	15.30 B		25989	43	7.856	0.006	2	
WD 2226+061	22:29:08.66	+06:22:46.3	14.70	GD 236, LP 580–021	16429	29	7.655	0.006	2	
WD 2226–449	22:29:19.47	–44:41:39.4	15.50	HK 22960–99	13923	21	7.743	0.003	3	
HS 2229+2335	22:31:45.45	+23:51:23.9	15.60 B		19300	38	7.900	0.007	2	
HE 2230–1230	22:33:38.69	–12:15:30.4	16.08 B	(PHL 315, GD 237)	20949	41	7.807	0.007	2	
HE 2231–2647	22:34:02.59	–26:32:21.1	14.96 B		21592	41	7.700	0.006	2	
HS 2233+0008	22:36:03.20	+00:07:23.9	13.90 B	(PHL 329)	24529	22	7.989	0.003	2	
WD 2235+082	22:37:35.56	+08:28:48.5	15.42	PG 2235+082	36519	49	7.734	0.007	4	
HE 2238–0433	22:41:04.90	–04:18:09.1	14.30 B	(PHL 372)	17542	116	8.178	0.023	2	
HS 2240+125B	22:42:30.33	+12:50:02.2	16.50 B		13935	112	7.989	0.012	2	
HS 2240+125A	22:42:31.14	+12:50:04.7	16.20 B		15636	9	7.857	0.008	2	
WD 2240–045	22:42:44.62	–04:14:15.1	15.21	GD 240, FEIGE 106	44102	107	7.721	0.010	2	
WD 2240–017	22:43:04.76	–01:27:53.6	16.17	G 028–013, PHL 386	9114	10	8.050	0.013	2	
WD 2241–325	22:44:43.23	–32:19:43.7	15.97 B	HE 2241–3235, PHL 396	32316	32	7.945	0.007	2	
HS 2244+2103	22:46:45.28	+21:19:47.7	15.70 B		24113	60	7.889	0.008	2	
HS 2244+0305	22:47:22.35	+03:21:45.8	16.20 B	(PB 5160)	60460	413	7.540	0.023	2	
HE 2246–0658	22:48:40.05	–06:42:44.2	14.14 B	(PB 7225)	11371	50	8.186	0.02	1	
WD 2248–504	22:51:02.02	–50:11:31.8	14.96	L 285–14, BPM 28016	16336	37	7.737	0.007	2	
HE 2251–6218	22:54:59.62	–62:02:10.2	15.89 B		18033	44	7.827	0.009	2	
WD 2253–081	22:55:49.49	–07:50:03.3	16.50	G 156–064, BD–08° 5980B	6211	13	6.926	0.026	3	
WD 2254+126	22:56:46.26	+12:52:49.9	16.00 B	GD 244, LP 521–049	11707	23	7.989	0.009	3	DAV
HS 2259+1419	23:01:55.18	+14:36:00.5	15.80 B	BGK, SDSS	13816	57	7.743	0.007	2	
					12672	30	7.821	0.009	2	amb
WD 2303+017	23:06:13.09	+01:58:51.6	15.76 B	PG 2303+017, PHL 400	40977	112	7.667	0.011	3	
WD 2303+242	23:06:17.70	+24:32:07.5	15.29	PG 2303+243, KR Peg	11147	11	8.018	0.006	2	DAV
WD 2306+130	23:08:30.58	+13:19:22.7	15.10	PG 2306+131, KUV 23060+1303	13513	51	7.826	0.006	2	NOV(1)
WD 2306+124	23:08:35.07	+12:45:39.0	15.23	PG 2306+125, KUV 23061+1229	20360	38	7.993	0.006	2	
WD 2308+050	23:11:18.05	+05:19:27.9	16.02	PG 2308+050, PB 5280	36062	68	7.606	0.010	2	
WD 2309+105	23:12:21.71	+10:47:02.8	13.00	GD 246, BPM 97895	57007	136	7.816	0.007	2	
WD 2311–260	23:13:53.20	–25:48:49.0	16.05 B	GD 1636, TONS094	51160	332	7.772	0.021	2	
WD 2312–356	23:15:34.95	–35:24:51.8	15.20 B	HK 22888–32	15122	21	7.818	0.004	3	
WD 2314+064	23:16:50.36	+06:41:27.6	15.93 mc	PG 2314+064, PB 5312	17981	30	7.875	0.006	2	
HE 2315–0511	23:18:04.31	–04:54:45.7	15.37 B	(PHL 444)	33451	82	7.721	0.014	3	
WD 2318+126	23:20:31.30	+12:58:14.5	16.10 B	HS 2318+1241, LP 582–41	13788	59	7.803	0.008	2	
WD 2318–226	23:21:26.43	–22:20:22.5	16.05	GD 1648, PHL 475	29851	50	7.890	0.011	2	
WD 2321–549	23:24:30.85	–54:41:35.5	15.20	HE 2321–5458, RE J2324–544	43583	94	7.783	0.008	2	
WD 2322+206	23:24:35.22	+20:56:33.9	15.59	PG 2322+207, HS 2322+2040	12636	28	7.842	0.006	2	NOV(1)
WD 2322–181	23:25:18.40	–17:51:57.8	15.38 B	G 273–040, LP 822–081	21683	35	7.900	0.006	2	
WD 2324+060	23:26:44.55	+06:17:41.4	15.33 mc	PG 2324+060, PB 5379	16261	20	7.827	0.005	2	
WD 2326+049	23:28:47.74	+05:14:53.5	13.10	G 029–038, LTT 16907	11485	8	8.071	0.002	2	DAV
WD 2328+107	23:30:41.79	+11:02:05.0	15.53	PG 2328+108, KUV 23282+1046	22390	30	7.778	0.004	2	
WD 2329–332	23:32:10.90	–33:01:08.1	16.26 B	HE 2329–3317, GD 1670	20457	70	7.914	0.012	2	
WD 2330–212	23:32:59.48	–20:57:12.1	16.25 B	HE 2330–2113, PHL 559	26442	69	7.443	0.010	2	DDs
WD 2331–475	23:34:02.32	–47:14:27.6	13.42	RE 2334–471, EUVE J2334–472	51573	94	7.875	0.006	2	
WD 2333–165	23:35:36.59	–16:17:42.5	13.80 B	GD 1192, BPM 82758	13303	19	7.875	0.003	2	
WD 2333–049	23:35:53.96	–04:42:14.8	15.65	G 157–082	10608	12	8.040	0.009	2	NOV
HE 2334–1355	23:37:30.38	–13:38:33.4	15.64 B	(GD 1207, PB 7713)	30498	27	7.288	0.006	2	
WD 2336–187	23:38:52.78	–18:26:11.9	15.60 P	G 273–097, GR 557	7774	9	7.492	0.014	2	DDd

Table 1. Continued.

Object	RA(2000)	DE(2000)	mag(band)	Aliases	T_{eff} [K]	$\sigma(T_{\text{eff}})$ [K]	$\log g$	$\sigma(\log g)$	No. of Spectra	Remarks
WD 2336+063	23:38:58.25	+06:35:28.6	15.60 mc	PG 2336+063, PB 5486	17012	20	8.025	0.004	2	
MCT 2343–1740	23:46:25.63	–17:24:10.2	16.12 B	GD 1324	21827	104	7.883	0.015	2	
HE 2345–4810	23:47:46.16	–47:53:42.8	15.99 B		29352	35	7.324	0.007	2	DDs
MCT 2345–3940	23:48:26.42	–39:23:47.4	16.06 B		19197	46	7.866	0.008	2	
WD 2347+128	23:49:53.51	+13:06:12.5	16.05	G 030–020, GR 405	10874	19	7.999	0.011	2	DAV
WD 2347–192	23:50:02.96	–18:59:21.9	16.03	MCT 2347–1916, GD 1248	26272	49	7.941	0.007	2	
HE 2347–4608	23:50:32.90	–45:51:34.8	16.20 B		17738	33	7.304	0.007	2	
WD 2348–244	23:51:22.10	–24:08:17.0	15.33	EC 23487–2424	11406	14	8.040	0.006	2	DAV
MCT 2349–3627	23:52:08.16	–36:10:40.1	16.41 B		44455	265	7.877	0.022	2	
WD 2349–283	23:52:23.18	–28:03:15.9	15.54 B	MCT 2349–2819, PHL 578	17427	24	7.730	0.005	2	
WD 2350–248	23:53:03.79	–24:32:03.1	15.21 B	MCT 2350–2448, PHL 580	28867	26	8.375	0.005	2	
WD 2350–083	23:53:27.63	–08:04:39.5	16.18 mc	G 273–B1B, GR 558	18529	37	7.790	0.007	2	
WD 2351–368	23:54:18.82	–36:33:55.1	15.10 B	L 505–42, LP 936–025	14438	28	7.869	0.005	2	
MCT 2352–1249	23:55:13.68	–12:32:55.1	16.49	PHL 584, PB 8098	40294	351	7.952	0.040	2	
WD 2353+026	23:56:27.70	+02:57:06.0	15.83	PG 2353+027, PB 5617	61740	286	7.590	0.016	2	
WD 2354–151	23:57:33.44	–14:54:09.1	15.02 B	MCT 2354–1510, PHL 599	34984	40	7.195	0.007	2	
HE 2356–4513	23:58:57.83	–44:57:13.5	15.38 B		17418	17	7.861	0.004	3	