

GRAPHICAL METHODS ESTABLISHING NONTRIVIALITY OF STATE CYCLE KHOVANOV HOMOLOGY CLASSES

ANDREW ELLIOTT

ABSTRACT. We determine when certain state cycles represent nontrivial Khovanov homology classes by analyzing features of the state graph. Using this method, we are able to produce hyperbolic knots with arbitrarily many diagonals containing nontrivial state cycle homology classes. This gives lower bounds on the Khovanov width of knots whose complexity precludes computation of the full homology.

1. INTRODUCTION

1.1. Khovanov homology and thickness. Khovanov homology is a bigraded link homology whose graded Euler characteristic is a normalization of the Jones polynomial, introduced in [Kho00]. As a knot invariant, it is stronger than the Jones polynomial, and it is defined in a combinatorial manner, lending itself to computer calculation. Using a Krull-Schmidt decomposition, Khovanov showed in [Kho03] that this homology lies on a certain number of diagonals of slope 2. The number of diagonals with nontrivial homology is called the (homological) width of the knot, denoted $w_{Kh}(K)$; knots of width 2 are called H-thin, while those of width 3 or more are called H-thick.

There are several motivations for interest in the homological width of a knot. First of all, for 12 crossing and less knots, Lowrance observed that the reduced Khovanov width matches knot Floer width [Low07]. Secondly, Watson has used width to obstruct when a strongly invertible knot admits a lens space surgery [Wat08]. Thirdly, there is a conjectural geometric interpretation of width in terms of the Turaev genus.

Roughly speaking, a Turaev surface for a diagram can be gotten by gluing two extremal states of the diagram along some saddles; for specifics we refer the reader to Section 4 of [DFK⁺08]. The genus of this surface is the Turaev genus of the diagram; the minimum such genus over all diagrams is the Turaev genus, denoted by $g_T(K)$. Manturov [Man05] and Champanerkar-Kofman-Stoltzfus [CKS07] have shown that Turaev genus gives an upper bound on (unreduced) width, namely $w_{Kh}(K) \leq g_T(K) + 2$. Lowrance conjectures that, for prime knots, Turaev genus also gives a lower bound, so that $g_T(K) + 1 \leq w_{Kh}(K) \leq g_T(K) + 2$. The conjecture is known to hold for prime knots with less than 13 crossings, alternating knots, almost alternating knots, closed 3-braids [Low09], and adequate knots (unpublished work of Tetsuya Abe).

We now give a short survey of known results on Khovanov width. Khovanov [Kho03] has shown how width is effected by the connect sum operation, namely $w_{Kh}(K_1 \# K_2) = w_{Kh}(K_1) + w_{Kh}(K_2) - 2$. Asaeda-Przytycki [AP04] and Champanerkar-Kofman [CK06] have given upper bounds on the width of k -almost alternating knots. Lowrance has found the width of all 3-braids in [Low09], using rational tangle replacement on width-preserving crossings. Manolescu and Ozsvath [MO07] have shown that the (unreduced) width of all quasialternating knots is 2. By fully calculating the homology, Stosic [Sto06] and Turner [Tur06] have found the width of many torus knots, and Suzuki has found the width of many pretzel knots [Suz06].

1.2. The state cycle approach. State cycles were introduced in [Ell09] as a means of studying homology classes with very simple representatives. By counting the number of different diagonals with nontrivial state cycle representatives, one can get a lower bound on the width of a knot. State cycles

Partially supported by the National Science Foundation DMS-0706929.

transform nicely under the operation of quasipositive modification, which let us construct infinite families of H-thick knots which could not be detected by Khovanov's thickness criteria. However, there were few theorems which could say when a state cycle represented a nontrivial homology class in Khovanov homology, a problem which this paper aims to address.

In particular, we use the structure of subgraphs of the state graph to say when certain state cycles represent nontrivial homology classes. Describing the subgraphs requires a good deal of extra terminology, so we defer precise statements of the theorems until Sections 3 and 4. As an application of these theorems, we produce infinite families of hyperbolic knots which have nontrivial state cycles in arbitrarily many different diagonals. These knots quickly move beyond the current computational limits for directly calculating the Khovanov homology, yet this state cycle information gives a lower bound for their Khovanov width.

Acknowledgements. The author would like to thank Jessica Purcell for helpful conversations.

2. STATE CYCLES AND KHOVANOV HOMOLOGY

This will be a quick review of material from [BN02] and [Ell09]. For a more detailed background on this material, we refer the reader to these sources.




FIGURE 1. Standard smoothing convention for a crossing

2.1. States and enhanced states. Given a diagram D for an oriented link L , one can construct a state for that diagram by replacing every crossing with a choice of smoothing, per the convention in Figure 1. The result will be a collection of planar loops, as shown in Figure 2.

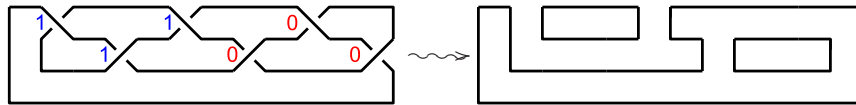


FIGURE 2. On the left, a choice of smoothings has been assigned to every crossing. On the right, each crossing has been replaced by its chosen smoothing, giving a state for the diagram.

Consider such a state where each loop has been marked by one of v_+, v_- . Such a marked state is called an *enhanced state*, and corresponds to a generator of the Khovanov chain complex. In particular, chains in the chain complex can be viewed as rational linear combinations of these enhanced states. The precise correspondence is that these v_+, v_- are a basis of a graded rational vector space V , and an enhanced states correspond to a tensor product of the vectors marked on its loops, contained in a chain group C_σ based on the underlying state σ . However, it is very possible to frame everything in terms of these enhanced states, and this is the approach we will take in this paper.

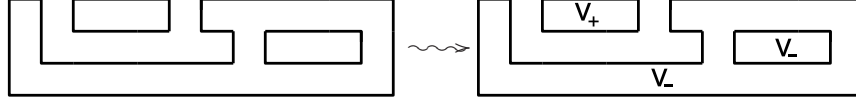


FIGURE 3. On the left is a state, on the right is a sample enhanced state based on that state.

2.2. Bigradings of enhanced states. Khovanov homology is a bigraded homology theory, so each enhanced state has an associated bigrading. Let α_σ be an enhanced state based on state σ . Let n_+ and n_- be the number of positive and negative crossings of L respectively, following the usual righthanded sign convention. Let $v_+(\alpha)$ and $v_-(\alpha)$ denote the number of loops marked by v_+ and v_- in the enhanced state. Let $h(\sigma)$ denote the number of 1-smoothings in σ . Then, the bigrading (t, q) , representing the *homological grading* and *quantum grading* respectively, is given by:

$$\begin{aligned} \text{(homological grading)} \quad & t(\alpha) = h(\sigma) - n_- \\ \text{(quantum grading)} \quad & q(\alpha) = v_+(\alpha) - v_-(\alpha) + h(\sigma) + n_+ - 2n_- \end{aligned}$$

2.3. Differentials. Since we will be working with enhanced states, we will describe how the Khovanov differential acts on such an enhanced state. The Khovanov differential restricts to an action on the state-based chain groups C_σ , and is broken into little pieces called edge differentials. Specifically, to each 0-smoothing of a state, there is an associated edge differential going from C_σ to $C_{\sigma'}$, where σ' is the state where this 0-smoothing is changed into a 1-smoothing.

This change from a 0-smoothing to a 1-smoothing can be viewed as a cobordism, a pair of pants which either merges two loops from σ into a single loop in σ' , or splits a single loop from σ into two loops in σ' . The associated edge differential acts as the identity on loops not changed by this cobordism, and acts as in Table 1 on the loops of the cobordism:

$\bigcirc \quad \bigcirc \xrightarrow{\mu} \bigcirc$	$\bigcirc \xrightarrow{\Delta} \bigcirc \quad \bigcirc$
$v_+ \otimes v_+ \longmapsto v_+$	$v_+ \longmapsto v_+ \otimes v_- + v_- \otimes v_+$
$v_+ \otimes v_- \longmapsto v_-$	$v_- \longmapsto v_- \otimes v_-$
$v_- \otimes v_+ \longmapsto v_-$	
$v_- \otimes v_- \longmapsto 0$	

TABLE 1. The edge differential, d_e takes one of the above forms depending on whether the associated cobordism takes two loops to one, or vice versa. Outside of the changed part of the state, the edge differential acts as the identity.

These edge differentials are then bundled into a differential acting on C_σ , with a sprinkling of negative signs so that “squares” of edge differentials anticommute. In this paper, we will typically be able to ignore these signs; full details of how these signs are chosen can be found in [BN02].

2.4. State cycle terminology. Enhanced states comprise the generators of the Khovanov chain complex. But sometimes, a single such enhanced state turns out to be a cycle representative. We will be especially interested in the situation that such an enhanced state represents a nontrivial homology class.

Definition 2.1. *We say that an enhanced state α is a state cycle if the associated element of the chain complex is a cycle; namely, $d(\alpha) = 0$. We say that a state cycle is nontrivial if it represents a nontrivial homology class.*



FIGURE 4. Smoothings marked with traces of the crossings. 0-smoothings will be red, dot-and-dashed lines; 1-smoothings will be blue, dotted lines.

To talk about whether such an enhanced state is a homology cycle, or represents a nontrivial homology class, we have to see how the edge differentials act. In order to analyze the action of these edge differentials, it is helpful to record not just the smoothings of σ , but also the traces of the crossings, as shown in Figure 4. The *trace* of a crossing is a shadow to show where a crossing has been smoothed to get the state σ , and represents where an edge differential either enters or exits a chain generator based on σ . See Figure 5 for a schematic of this relation. A state with all its tracings marked is said to be a *traced state*; an enhanced state with all its tracing marks is said to be an *enhanced trace state*, or *ET state*. See Figure 6 for an example of an ET state.

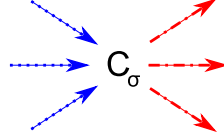


FIGURE 5. Schematic for how traces correspond to edge differentials. Red dot-and-dash edge differentials exit the chain group, and come from the red dot-and-dash 0-traces; blue dotted edge differentials enter the chain group, and come from the blue dotted 1-traces.

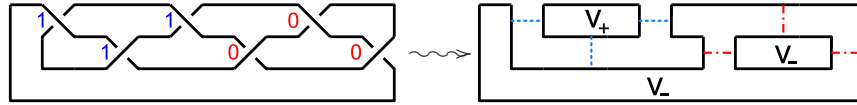


FIGURE 6. On the left, a choice of smoothings has been assigned to every crossing. On the right, an ET state corresponding to $v_+ \otimes v_- \otimes v_-$ is shown.

Let us introduce some further terminology to discuss these traces of crossings. We say that a trace is a *mergetrace* or *pinchtrace* if the trace connects two or one loop in σ , respectively. See Figure 7 for some examples. The terminology is meant to suggest that when the crossing associated to a mergetrace is changed to the opposite smoothing, the two loops joined by the mergetrace are merged together; similarly, when the crossing associated to a pinchtrace is changed to the opposite smoothing, the original loop is pinched into a pair of loops.

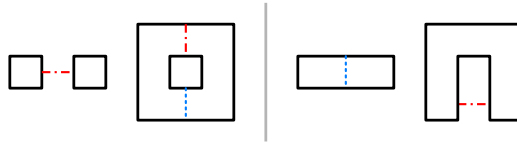


FIGURE 7. The left half shows examples of mergetraces; the right half shows examples of pinchtraces.

We can further differentiate traces by keeping track of which kind of smoothing they are associated to in σ . If a mergetrace is associated to a crossing that has been 0-smoothed in σ , we say it is a *0-mergetrace*, and so on. A state is said to be *0-merging* if every 0-trace in the state is a mergetrace. Similarly, a state is said to be *1-merging* if every 1-trace is a mergetrace, and so on for *0-pinching* and *1-pinching*. This leads to the definition of an *adequate state* as a state that is both 0-merging and 1-merging.

Building off the above definition, a diagram is said to be *adequate* if its all-0 state and its all-1 state are both adequate as states, *+ adequate* if its all-0 state is adequate as a state, and *- adequate* if its all-1 state is adequate as a state. Similarly, a link is said to be any of the above if it admits a diagram with that property.

As a final bit of terminology useful in discussing ET states, we say that a loop in σ is *0-tracing* if it is touched by a 0-trace in the traced state σ . The *1-block* of σ is the set of loops which are 1-tracing, but not 0-tracing. We are now ready to describe the basic condition for an enhanced state to be a state cycle:

Proposition 2.2 ([Ell09]). *Let α_σ be an ET state. Then α_σ is a state cycle if and only if σ is 0-merging and every 0-tracing loop of α_σ is marked by v_- .*

Example 2.1. Suppose D is a *+ adequate* diagram. Let σ_0 denote the all-0 state of D . By definition, σ_0 is an adequate state, and in particular 0-merging. Let α_0 be the ET state of σ_0 where every loop is marked by v_- , as shown in Figure 8. Proposition 2.2 tells us that α_0 is a state cycle, but because σ_0 has no 1-traces, there are no differentials entering σ_0 . Therefore α_0 actually represents a nontrivial homology class, one of minimal homological and quantum grading.

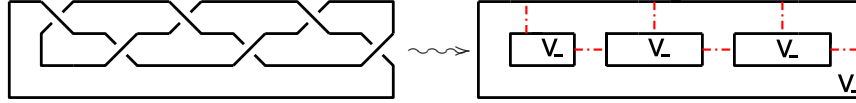


FIGURE 8. On the left is a *+ adequate* diagram of 6_3 . On the right, the all-0 ET state α_0 is shown.

Example 2.2. Suppose D is a *- adequate* diagram. Let σ_1 denote the all-1 state of D . Again, σ_1 is an adequate state, and so is both 0- and 1-merging. Let α_1 be the ET state of σ_1 where every loop is marked by v_+ , as shown in Figure 9. The set of 0-tracing loops is empty because this is the all-1 state, so Proposition 2.2 trivially holds and α_1 is a state cycle.

However, since every other state has fewer 1-traces than σ_1 , C_{σ_1} is the only chain group of its height h in the Khovanov chain complex for D . This means that every edge differential of height $h - 1$ targets only C_{σ_1} , allowing us to restrict to a single edge differential for each chain group of height $h - 1$. Because every 1-trace of σ_1 is a mergetrace, every incoming edge differential must lie in the Δ half of Table 1. By inspection, no edge differential contains a term marking v_+ on every loop of an ET state for σ_1 . So, no linear combination of terms can have boundary equal to α_1 . Therefore, α_1 does not lie in $im(d)$ for the Khovanov differential, and hence must represent a nontrivial homology class of $Kh(L)$.

Example 2.3. Let D be a braid diagram, and σ be the oriented resolution, the state where every positive crossing has been 0-smoothed, and every negative crossing has been 1-smoothed. This smoothing choice is such that the loops of the resulting state are just the strands of the braid, a concentric set of circles, with each trace going between two strands. So, each trace is a mergetrace, and the state is adequate. Let ψ be the ET state where every loop of σ has been marked by v_- , as shown in Figure 10. Proposition 2.2 tells us that ψ is a cycle in Khovanov homology, but more can be said: Plamenevskaya has shown [Pla06] that $[\psi]$ is a transverse knot invariant, the Plamenevskaya class for $Kh(L)$.

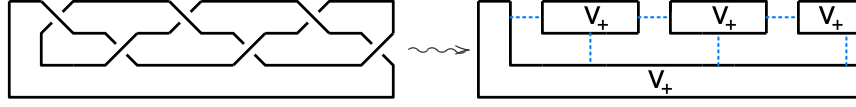


FIGURE 9. On the left is a -adequate diagram of 6_3 . On the right, the all-1 ET state α_1 is shown.

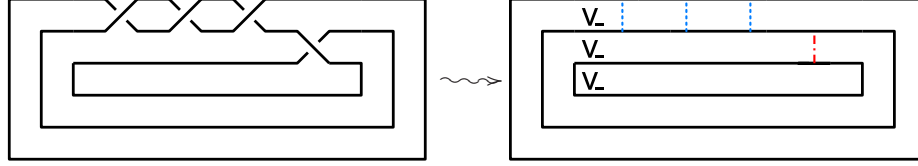


FIGURE 10. On the left is a braid diagram of the negative trefoil. On the right, the ET state for the oriented resolution is shown, a representative for the Plamenevskaya class.

2.5. The state graph and classification of nontrivial state cycles. State cycles representing a nontrivial homology class have a fairly restricted form. To describe this form precisely, we will need to introduce the state graph and some related graph theory terms.

Definition 2.3. *Given a state σ , the associated state graph Γ_σ is constructed by taking the loops of σ to be vertices, and the traces to be edges.*

Remark 2.3.1. In general this is really a pseudograph, because an edge may start and end at the same vertex if the state is not adequate, and two vertices may be joined by multiple edges. When the state is adequate, the state graph is an honest multigraph.

The state graph turns out to be a useful tool for describing conditions for triviality and nontriviality of a state cycle. For example, consider the following definition:

Definition 2.4. *We say that a state is even if every circuit in its state graph Γ_σ has even length. Otherwise, we say that the state is odd.*

Remark 2.4.1. A pinchtrace gives a closed path of length 1 from the loop it joins to itself. So, an even state is also an adequate state.

Remark 2.4.2. A graph theory consequence is that if σ is even, Γ_σ is 2-colorable. Namely, there is an assignment of a color to every vertex, using only 2 colors, so that two vertices joined by an edge have distinct colors. One can view a 2-coloring as a sign choice for something associated to each vertex, so that one color represents “+” and the other represents “-”.

Example 2.4. The primary example of an even state is the Seifert state σ_s , the state gotten by choosing the smoothing for each crossing corresponding to that used in Seifert’s algorithm. σ_s is also called the oriented resolution, because the smoothing choice is the one consistent with the orientation of the link: positive crossings are 0-smoothed, and negative crossings are 1-smoothed, as shown in Figure 11. For an example of a Seifert state and graph, see Figure 12.

The reason the Seifert state is even has to do with the surface Σ associated to this state by Seifert’s algorithm, formed by gluing disks to each loop of the state, and twisted bands to every trace which match the original crossing. An odd path of traces means there is an annulus with an odd number of twists contained in the surface (gotten by following the twisted bands associated to the traces of the path), contradicting orientability of the Seifert’s algorithm surface.

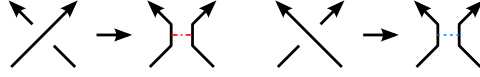


FIGURE 11. The smoothing choice for Seifert's algorithm is the smoothing consistent with orientation.

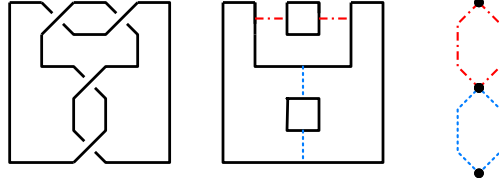


FIGURE 12. On the left is a diagram of the figure 8. In the middle is its Seifert state. On the right is the state graph for this state. By inspection this is an even state.

The fact that even states can be 2-colored turns out to be quite useful: using this 2-coloring turns out to be the key step in showing there are two nontrivial state cycles based on the all-1 state when it is even (Theorem 3.1). But, for general state cycles, we will want to consider similar notions of even and oddness, restricted to the 1-block. To describe these notions, we will examine a particular subgraph of the state graph:

Definition 2.5. *Given a state σ , the associated 1-block graph Γ_1 is constructed by taking the loops of the 1-block of σ to be vertices, and the 1-traces to be edges.*

In general, Γ_1 will not be connected, and its connected components turn out to be the natural setting for describing restrictions on the 1-block.

Definition 2.6. *A connected component of the 1-block refers to the set of loops from a connected component of Γ_1 . We say that a connected component of the 1-block is even if every circuit in that component of Γ_1 has even length, and odd otherwise.*

Now we are ready to state the classification theorem precisely. Restrictions (S1) and (S2) deal with the underlying state, and restrictions (L2)-(L4) spell out the full obstructions to having loops in the 1-block marked by v_- :

Theorem 2.7 (State Cycle Classification, [Ell09]). *For a state cycle α based on state σ to represent a nontrivial homology class in Khovanov homology, it must satisfy the following restrictions:*

- (S1) σ must be 0-merging.
- (S2) σ can have no 1-pinchtraces touching loops in its 1-block.
- (L1) 0-tracing loops of α must be marked by v_- .
- (L2) No pair of loops both marked by v_- can be joined by only 1-traces.
- (L3) Every loop in an odd connected component of the 1-block must be marked by v_+ .
- (L4) At most one loop in an even connected component of the 1-block may be marked by v_- ; all other loops in that component must be marked by v_+ .

Furthermore, other than condition (L2), changing which loop is marked by v_- for a fixed even component from (L4) only changes the sign of the resulting homology class.

This theorem gives a good picture of what a nontrivial state cycle should look like, but it does not guarantee that such a candidate actually represents a nontrivial homology class. We address this issue in the next two sections, providing some graph-based conditions which guarantee nontriviality of a state cycle.

3. A GRAPH OBSTRUCTION FOR EVEN ALL-1 STATES

In this section, we examine the nontriviality of a very specific kind of state cycle, an even all-1 state cycle with a single loop marked by v_- . While this initial case is restrictive, it serves as a good model for the more general theorem of Section 4.

Theorem 3.1. *Suppose that the all-1 state σ for a nonsplit link diagram is even. Then there are always two nontrivial homology classes represented by state cycles based on σ : one is uniquely represented by marking a v_+ on every loop, and the other is represented up to sign by marking a single loop of choice by v_- and all other loops by v_+ .*

Before going through the full proof, let's go through a small example.

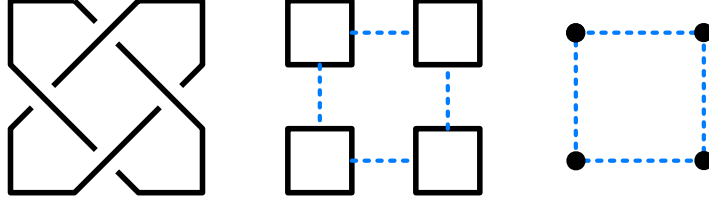


FIGURE 13. On the left side is a diagram for the mirror of Solomon's knot. In the middle is the all-1 state, and on the right is the all-1 state's state graph.

Example 3.1. Consider the mirror of Solomon's knot (which is really a link). As shown in Figure 13, its all-1 state σ is even, with a square state graph. We already know by Example 2.2 that marking every loop of this state by v_+ gives a state cycle representing a nontrivial homology class. So, let's number the four loops of the state and let α_i be the enhanced state where loop L_i is marked by v_- and all other loops are marked by v_+ . Similarly, number the traces so that trace T_i goes from L_i to L_{i+1} , with T_4 going between L_4 and L_1 . Finally, let β_i be the enhanced state where trace T_i has been changed from 1 to 0, and all loops are marked by v_+ . See Figure 14.

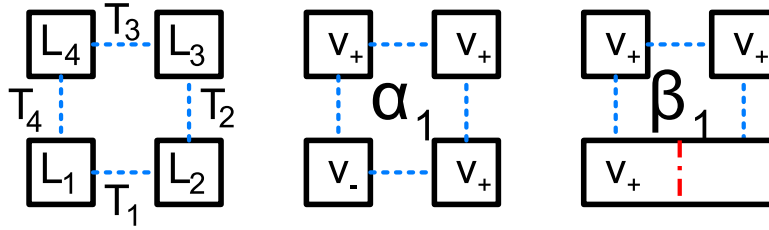


FIGURE 14. On the left side is the numbering convention for loops and traces of the all-1 state. In the middle is an enhanced state for α_1 , and on the right is an enhanced state for β_1 .

This setup was used many times in Section 4 of [Ell09], and it is easy to verify that $d(\beta_i) = \alpha_i + \alpha_{i+1}$, up to sign. An alternating sum of such terms creates a telescoping series, so that $\alpha_i \pm \alpha_j = \sum (-1)^{k+1} d(\beta_k)$. This means that, up to sign, the α_i represent the same homology class.

Now, let's try to show that α_1 does not lie in the image of d . By assumption, σ is an even state, and hence adequate, so that every trace is a mergetrace. So, every edge differential entering C_σ takes the Δ form of Table 1. Since there is only a single v_- in α_1 , there is no chance for a $v_- \otimes v_-$ term to be nontrivially involved in any linear combination resulting in α_1 . Thus, we may restrict our attention to the other kind of Δ output, that of the form $v_+ \otimes v_- + v_- \otimes v_+$, which comes from the image of the β_i under the differential. In particular, $[\alpha_1]$ is trivial if and only if α_1 is some nontrivial linear combination of the $d(\beta_i)$.

Suppose $\alpha_1 = \sum a_i d(\beta_i)$. Approaching this via linear algebra, we get a simple system of equations, knowing that the coefficient of all α_i other than $i = 1$ must be zero:

$$a_1 + a_2 = 0$$

$$a_2 + a_3 = 0$$

$$a_3 + a_4 = 0$$

Consequently, $a_1 + a_4 = 0$. But, that sum was the coefficient of α_1 from the sum, so α_1 cannot be realized as such a linear combination.

This works for small cases, but seems to hide the combinatorics of the state: ideally a proof of nontriviality would exploit this added structure to take advantage of the hypothesis. One way to take this into account is to associate such a linear combination to a weighted state graph, where the edges of the state graph have weight a_i .

Note that $d(\beta_i)$ contributes a_i copies of α_i and α_{i+1} . By interpreting the edge T_i as the $d(\beta_i)$, and the vertices bounding that edge as the associated state cycles α_i and α_{i+1} , we can interpret the linear algebra constraint on the coefficients as the condition that the sum of the weights around every vertex other than L_1 must be 0.

In our case, every vertex is adjacent to exactly two edges. So, the weight condition means that the two weights must have the same magnitude and opposite sign. As we travel around the square, the weights follow this pattern: alternating in sign, same magnitude. So, let's pick an edge adjacent to L_1 to start a traversal, and propagate this condition on the edge weights until we return to L_1 . Starting with a_1 , the other weights must then be $-a_1, a_1, -a_1$, and the sum of the two weights of the edges around L_1 are then $a_1 - a_1 = 0$. This same pattern holds any time we have such an even closed paths based at L_1 . See Figure 15.

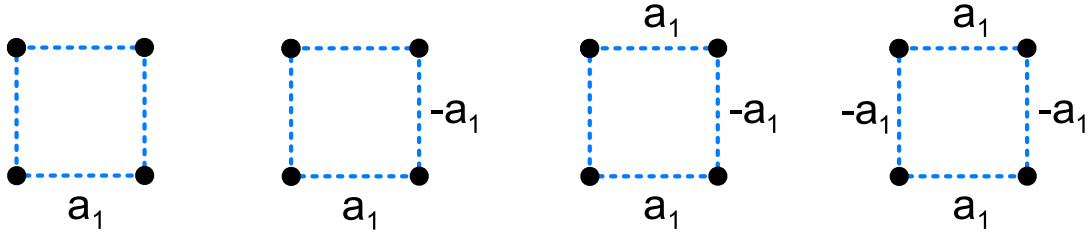


FIGURE 15. From left to right, a propagation of the weight condition over a traversal of a closed path based at L_1 .

The weighted graph interpretation may be overkill for an easy case like this, but the idea is to use this interpretation to take advantage of geometric information in solving the associated linear algebra problem. The general case involves a more complicated graph, but it turns out the fact that the graph is 2-colorable is enough to force the linear combination to be trivial, with this setup.

So, let's generalize the weighted graph approach of Example 3.1 to the general case of Theorem 3.1.

Proof of Theorem 3.1. The first nontrivial homology class associated to this even all-1 state comes from marking every loop by v_+ . By the discussion of Example 2.2, we know this enhanced state represents a nontrivial homology class.

The new content of this theorem comes in dealing with the enhanced states which mark a single loop by v_- and all other loops by v_+ . The first claim is that our choice of loop to mark only changes the sign of the associated homology class.

Label the loops of the traced all-1 state σ by L_1 to L_n , and the traces by T_1 to T_m . Let α_i be the enhanced state where loop L_i is marked by v_- and all other loops are marked by v_+ . Let σ_j be the state

where σ is modified by changing trace T_j from 1 to 0. Since σ is adequate, σ_j will have one loop M_j which was merged by the change of smoothings, and otherwise will match the loop structure of σ . Let β_j be the enhanced state where σ_j is the underlying state and every loop is marked by v_+ .

Given i and j , there is some path of traces from L_i to L_j in σ because σ is a state of a nonsplit link. Let this path of traces be T'_1, \dots, T'_p , and trace T'_h join loop L'_h to loop L'_{h+1} . Similarly, let α'_h and β'_h be the obvious analogues in this renumbering of loops and traces. By this setup, $d(\beta'_h) = \alpha'_h + \alpha'_{h+1}$, and we have the telescoping series $\sum (-1)^{h+1} d(\beta'_h) = \alpha'_1 \pm \alpha'_p = \alpha_i \pm \alpha_j$. So, up to sign any choice of α_i represents the same homology class.

The meat of the proof is showing that this homology class represented by α_1 is nontrivial. As was the case in Example 3.1, this boils down to showing that no nontrivial linear combination of the $d(\beta_i)$ can equal α_1 . To show this, we will reinterpret such a linear combination as a weighted state graph Γ_σ . If $\alpha_1 = \sum a_i d(\beta_i)$, we will place weight a_i on the edge associated to trace T_i . The sum of weights about the vertex for L_i corresponds to the coefficient of α_i in this linear combination, so the sum of weights about every vertex except L_1 must be zero.

Because σ is even, the state graph is 2-colorable. Since the state graph is path-connected, a choice of color on one vertex determines the 2-coloring, so let's use the colors "+" and "-", and assume that vertex L_1 is colored "-". Let $\text{sign}(L_i)$ denote this color, overloaded to be an actual sign choice.

Now, let's use this sign choice to take an alternating sum of the weights around every vertex. Let $\text{weight}(L_i)$ denote the sum of the weights around vertex L_i . We claim that $\sum_{i=1}^n \text{sign}(L_i) \text{weight}(L_i) = 0$. To see this, note that if we ignore the sign choice, every edge's weight is counted exactly twice, once for each vertex at the endpoints of the edge. But, the 2-coloring guarantees that in this weighted sum, the two occurrences of weight show up with opposite sign, since if two vertices are joined by an edge in the 2-coloring, they have opposite colors, or opposite signs in this color scheme.

We chose the sign of the L_i vertex to be negative, which means that we can bring it to the other side of this equality to conclude that $\text{weight}(L_1) = \sum_{i=2}^n \text{sign}(L_i) \text{weight}(L_i)$. But, $\text{weight}(L_i) = 0$ for every i other than 1 by construction, so $\text{weight}(L_1) = 0$. This means that the coefficient of α_1 in the original linear combination $\sum a_i d(\beta_i)$ must be zero. In other words, α_1 does not lie in the image of the differential, and represents a nontrivial homology class. \square

4. 1-EVEN, 1-ISOLATED STATE CYCLES

In fact, the proof of Theorem 3.1 can be generalized to a larger class of state cycles. Towards this end, we need to consider yet another subgraph of the state graph.

Definition 4.1. Let σ be a state in a diagram. Let Λ_1 denote the graph whose vertices correspond to the 1-tracing loops of σ (i.e. loops touched by at least one 1-trace). We say that σ is 1-even if Λ_1 has only even circuits. If α is any state cycle based on σ , we say that α is 1-even if σ is 1-even.

Remark 4.1.1. This definition ensures that a 1-even state cycle is based on an adequate state. The state of any state cycle is 0-merging, per Proposition 2.2, and the 1-even condition tells us that every 1-trace must also be a mergetrace. So, every trace is a mergetrace, and the state is adequate.

Definition 4.2. Let α be a state cycle based on state σ . We say that α is 1-isolated if every connected component of Λ_1 has at most one loop marked by v_- .

Theorem 4.3. Let α be a state cycle which is 1-even and 1-isolated. Then α represents a nontrivial homology class.

Proof. The idea here is that with this setup, each connected component of Λ_1 looks exactly like the state graph we considered in Theorem 3.1. Let the underlying state of α be σ . The 1-traces of σ are the source of edge differentials that target C_σ , the chain group in the Khovanov chain complex in which α lies. The difference here is that since σ is no longer the all-1 state, there will be other chain groups of

the same height as C_σ . This means that, for some 1-trace T of σ , if we have $d_T(\gamma) = \alpha$, $d(\gamma)$ may also have nonzero image in other chain groups besides C_σ .

However, our strategy here is to simply restrict our attention to the component of the differential which targets C_σ , which we will denote d_σ . What we will show is that there is no γ so that $d_\sigma(\gamma) = \alpha$. Consequently, there can be no γ so that $d(\gamma) = \alpha$, and $[\alpha] \neq 0$.

Given a 1-trace T of σ , let σ_T be the state where the T is changed from a 1-trace to a 0-trace, and all other smoothings remain the same, and let d_T denote the edge differential $d_T : C_{\sigma_T} \rightarrow C_\sigma$. Thinking through the definitions, it is easy to see that $d_\sigma = \sum_{T \text{ 1-trace}} (-1)^{|T|} d_T$. Since we are only considering this restricted differential, we can safely ignore the signs in front of these edge differentials: we can pick a negative basis for C_{σ_T} any time the sign for d_T should be negative, and end up with the same result as if we had ignored the sign and chosen the positive basis. So, we will view d_σ as simply $\sum_{T \text{ 1-trace}} d_T$.

Because α is 1-even, we know that every 1-trace is a mergetrace (a 1-pinchtrace would give an odd closed path in Λ_1). So, we know that every edge differential d_T will take the Δ form. In general, Δ can locally return either $v_- \otimes v_-$ or $v_+ \otimes v_- + v_- \otimes v_+$, where the tensor here corresponds to a 1-trace joining the two loops in σ . However, because α is 1-isolated, each connected component of Λ_1 has at most one loop marked by v_- , so that the $v_- \otimes v_-$ form of Δ cannot be involved in any potential boundary for α . So, the only terms of interest will have the local form $v_+ \otimes v_- + v_- \otimes v_+$.

Label the 1-traces of σ by T_1 through T_n , and let β_i denote the enhanced state based on σ_{T_i} where the merged loop, and every loop in the connected component of Λ_1 in which this loop lies, are marked by v_+ , and every other loop is marked as in α . We have argued that the only possible linear combination whose d_σ image can be α must take the form $\sum_{i=1}^n a_i \beta_i$.

Now, we may proceed exactly as in Theorem 3.1, building a weighted graph version of Λ_1 , where the weights of the edges are the a_i , and the sum of weights around all but one vertex of every connected component of Λ_1 must be 0. Since Λ_1 is even, it is 2-colorable, and the alternating sum of weights arguments lets us conclude again that the sum of weights around *every* vertex is 0. Consequently, $\sum_{i=1}^n d_\sigma(a_i \beta_i) = 0$, so that α cannot lie in the image of d_σ . It then follows that $[\alpha] \neq 0$, as desired. \square

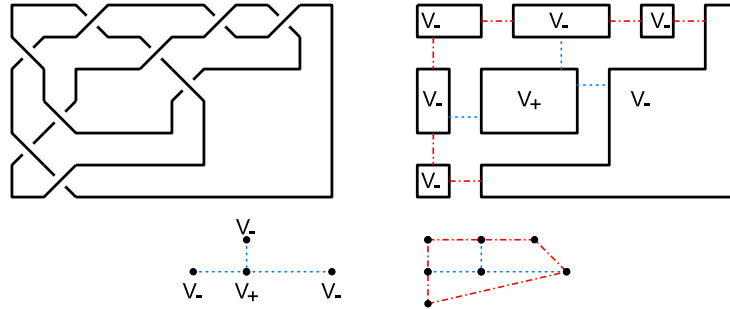


FIGURE 16. Example of a 1-even state cycle which is not 1-isolated, and represents a trivial homology class. On the top left is the diagram of the knot; on the top right is the state cycle in question. The bottom right shows the state graph for the state cycle, and the bottom left shows Λ_1 , with the vertices marked as in the state cycle. Clearly Λ_1 is 1-even but not 1-isolated.

Example 4.1. As an example of why the 1-isolated condition is needed, Figure 16 shows a state cycle which is 1-even, but not 1-isolated. Calculation shows that the associated homology class is trivial.

This theorem also has some overlap with Theorem 5.6 of [Ell09], since the Seifert state is even, and hence 1-even. However, the state cycles of this theorem are not required to be 1-isolated. We recall the theorem below, and then give an example of a Seifert state satisfying it which is not 1-isolated.

Theorem ([Ell09]). *Suppose α is a state cycle associated to the Seifert state, and its quantum grading is $s - 1$. If α has a single loop in its 1-block, and that loop is marked by v_+ , then α represents a nontrivial homology class.*

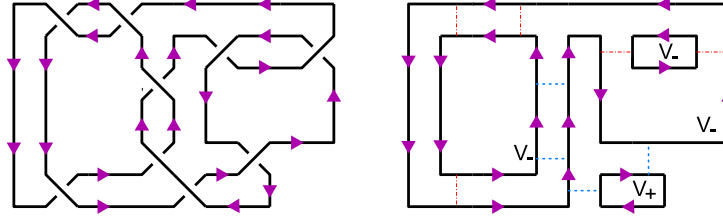


FIGURE 17. An even state cycle satisfying Theorem 5.6 of [Ell09] which is not 1-isolated

Example 4.2. The s invariant for 9_{42} is 0. For the usual Rolfsen diagram of 9_{42} , the state cycle associated to the Seifert state has quantum grading $-1 = s - 1$ and a single loop in its 1-block, as seen in Figure 17. So, by the theorem, this state cycle is nontrivial. But, while this state is 1-even, it is not 1-isolated: Λ_1 is connected and contains three vertices, two of which are marked by v_- (the top rightmost “island” in the state is the only loop which does not correspond to a vertex in Λ_1).

As this last comparison shows, there is still a lot of room for improvement in terms of detecting nontriviality of a state cycle via graph analysis. Here are some more examples of this flavor, showing phenomena left to explain:

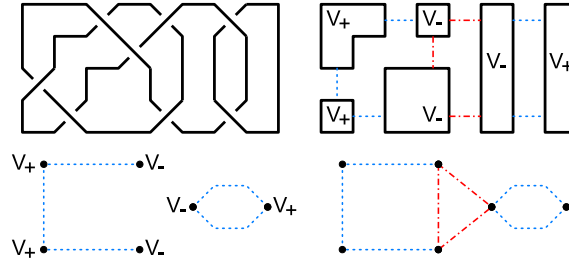


FIGURE 18. Example of a 1-even state cycle which is not 1-isolated, and represents a nontrivial homology class. On the top left is the diagram of the link; on the top right is the state cycle in question. The bottom right shows the state graph for the state cycle, and the bottom left shows Λ_1 , with the vertices marked as in the state cycle. Clearly Λ_1 is 1-even, but since the lefthand component of Λ_1 has two loops marked by v_- , it is not 1-isolated.

Example 4.3. Often 1-even state cycles which are not 1-isolated still represent nontrivial homology classes. An example is illustrated in Figure 18, which can be shown by direct calculation to represent a nontrivial homology class. Presumably there is some condition on the 0-tracing loops that can extend this result to a larger class of 1-even state cycles.

Example 4.4. Similarly, it is possible for a 1-isolated state cycle which is not 1-even to represent a nontrivial homology class. An example is illustrated in Figure 19, which can be shown by direct calculation to represent a nontrivial homology class.

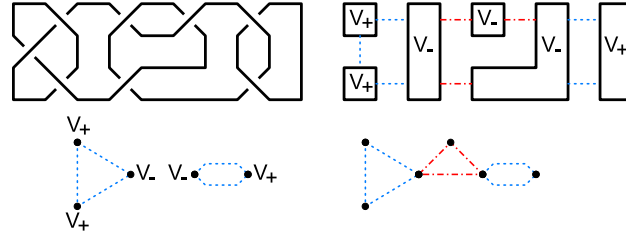


FIGURE 19. Example of a 1-isolated state cycle which is not 1-even, and represents a nontrivial homology class. On the top left is the diagram of the link; on the top right is the state cycle in question. The bottom right shows the state graph for the state cycle, and the bottom left shows Λ_1 , with the vertices marked as in the state cycle. Clearly Λ_1 is 1-isolated, but since the lefthand component of Λ_1 has an odd length closed path, it is not 1-even.

5. CONSTRUCTING ARBITRARILY WIDE KNOTS

In this Section, we will describe how to use Theorem 4.3 to construct (hyperbolic) knots with nontrivial state cycles in arbitrarily many diagonals, and hence arbitrarily large homological width. Since these knots will be prime, this phenomena is not simply a consequence of Khovanov's connect sum width formula; this technique gives a lower bound on width for some prime knots which quickly grow too large to calculate the full homology.

To do this, we will use knots with adequate, negative, nonalternating diagrams as building blocks. We will “connect” them in some way to a + adequate base knot, in such a way that each copy of the block will give a nontrivial state cycle in a new diagonal, and the all-0 state remains adequate. For example, 2 copies of the block, together with the base knot, will have 2 nontrivial state cycles from Theorem 4.3 together with the all-0 state cycle, for a minimum width of 3.

5.1. First family of examples. To start with, we will give a family of knots which may not all be hyperbolic, but have increasing width. In practice, the first few members have turned out to be hyperbolic, but we have no technique to show this property holds for every member. This problem will be remedied in the next subsection with a more complicated family of knots, based on this family.

For a + adequate base knot, we shall use the knot 8_{21} , which is nonalternating and + adequate, but H-thin (width 2). The + adequate diagram we will be using, as well as the associated all-0 state, is shown in Figure 20.

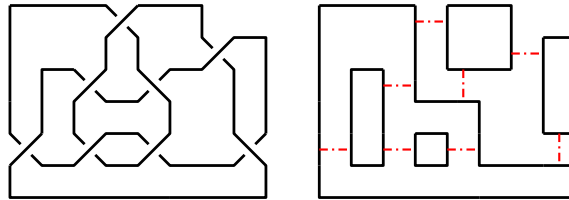


FIGURE 20. A + adequate diagram for 8_{21} and its all-0 state.

Our adequate, negative, nonalternating building block will be 10_{152} . The diagram we will be using, along with the respective all-0 and all-1 states, are shown in Figure 21. We will be combining copies of this diagram with the base knot in such a way that we can find nice 1-even, 1-isolated state cycles, which lie in different diagonals.

Note first that since this diagram of 10_{152} is negative, the all-1 state is its Seifert state, and hence is even. Since the diagram is adequate, the all-0 and all-1 states are both adequate. And, since the diagram is adequate and nonalternating, Khovanov (cf. Proposition 7 in [Kho03]) has shown that the associated

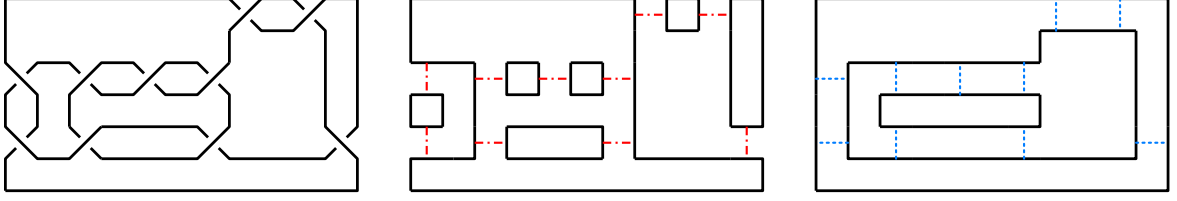


FIGURE 21. An adequate, negative, nonalternating diagram for 10_{152} , together with its all-0 and all-1 states.

homology classes for the all-0 and all-1 states do not lie in adjacent diagonals. This last property will be key in showing that the state cycles we construct will lie in distinct diagonals.

So, now we need to describe how to combine these pieces. The idea is to entwine the block with the base knot so that the outer loop of the all-1 state is joined to a single loop of the base knot's all-0 state by positive crossings, in such a way that the diagram “looks” prime. We indicate how we will do this entwining in Figure 22, and denote such an entwining of 8_{21} with n copies of 10_{152} by K_n . Figure 23 illustrates K_2 .

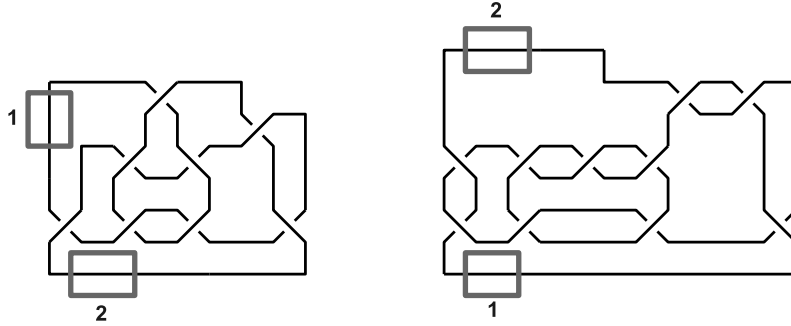


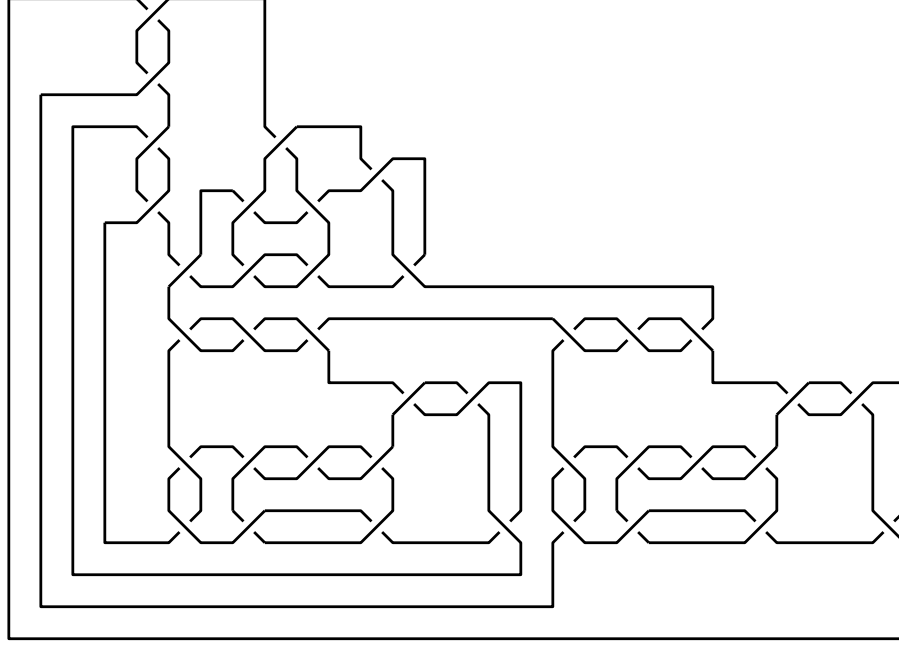
FIGURE 22. Two regions are indicated on the base knot, and the building block knot. The idea is to join region 1 by two positive half twists, and region 2 by three positive half twists. See the next figure for what this looks like with two copies of the building block.

Now we need to find nontrivial state cycles in different diagonals. Let α_0 denote the state cycle where every crossing is 0-smoothed, and every loop is marked by v_- . Pick some ordering of the building block parts in K_n , and let α_k be the state cycle where the first k building blocks are 1-smoothed, every other crossing is 0-smoothed, all 0-tracing loops are marked by v_- , and all other loops are marked by v_+ .

Proposition 5.1. *Suppose D_1 is a + adequate diagram of a knot, and D_2 is an adequate, negative, nonalternating diagram of a prime knot. Suppose that K_n denotes one copy of D_1 joined to n copies of D_2 , so that each copy of D_2 has a single loop joined to D_1 by only positive crossings. Then, with α_k as above, each α_k for $k = 0, \dots, n$ is a nontrivial state cycle lying in a different diagonal.*

Proof. If $k = 0$, then α_0 is simply the all-0 state of a + adequate diagram, and hence represents a nontrivial homology class per Example 8.

So, suppose $k > 0$. The connected components of Λ_1 for α_k consist of all the loops of each copy of D_2 which was 1-smoothed: the only loops in the 1-block come from these copies, and each connected component of the 1-block is connected to only one other loop by 1-traces: the loop from D_2 which is joined to D_1 by positive crossings (0-smoothed in α_k). Each such component is even because the all-1 state of a negative diagram is its Seifert state. Therefore, α_k is 1-even.


 FIGURE 23. The diagram for K_2 , an entwining of the base knot 8_{21} with two copies of 10_{152} .

The single loop of each 1-smoothed copy of D_2 which is joined to D_1 by positive crossings is now 0-tracing in α_k , and so each connected component of Λ_1 has only a single loop marked by v_- . So, α_k is also 1-isolated, and hence represents a nontrivial homology class by Theorem 4.3.

The reason each α_k lies in a different diagonal is roughly the same as Khovanov's proof that knots with adequate, nonalternating diagrams are H-thick (Proposition 7 of [Kho03]). To prove this explicitly, we will show that α_k lies in a diagonal below α_{k-1} .

The only difference between α_k and α_{k-1} is that the k -th copy of D_2 is 1-smoothed in α_k , and 0-smoothed in α_{k-1} . So, it suffices to check how the relative diagonal gradings of these two parts compare. Furthermore, the writhe parts of the homological and quantum gradings for these two parts will remain the same, so we can restrict our attention to the relative homological and quantum gradings, to see how their relative diagonal gradings compare.

To fix notation, let σ_0 be the state cycle for the all-0 state of D_2 , with all loops marked by v_- . Let σ_1 be the state cycle for the all-1 state of D_2 , where the loop joined to D_1 in K_n is marked by v_- , and all other loops are marked by v_+ . Let s_0, s_1 denote the number of loops in σ_0, σ_1 , and m be the number of crossings in D_2 .

Since we are ignoring the n_+, n_- parts of the gradings, the relative homological grading will simply be the number of 1-smoothings, so that $t(\sigma_0) = 0, t(\sigma_1) = m$. The relative quantum gradings will be given by $q(\sigma_0) = -s_0 + 0 = -s_0$, and $q(\sigma_1) = (s_1 - 1) - 1 + m = s_1 + m - 2$. The (relative diagonal) δ gradings are $2t - q$, so $\delta(\sigma_0) = 2 * 0 - (-s_0) = s_0$, and $\delta(\sigma_1) = 2m - (s_1 + m - 2) = m - s_1 + 2$. So, for these two state cycles to lie on the same diagonal, we would have to have $s_0 = m - s_1 + 2$, i.e. $s_0 + s_1 = m + 2$.

However, because D_2 is an adequate, nonalternating diagram of a prime knot, a lemma from Chapter 5 of [Lic97] states that $s_0 + s_1 < m + 2$. So, σ_0 and σ_1 have different relative δ gradings, and must lie on different diagonals: the inequality guarantees that σ_0 lies in a diagonal lower than σ_1 . This same difference of δ gradings holds for α_k and α_{k-1} , so these also lie on different diagonals, with α_{k-1} lying below α_k . It follows that each α_k lies on its own diagonal, as claimed. \square

Corollary 5.2. *For such a family of knots K_n , the homological width of K_n is at least $n + 1$. In particular, this holds when $D_1 = 8_{21}, D_2 = 10_{152}$.*

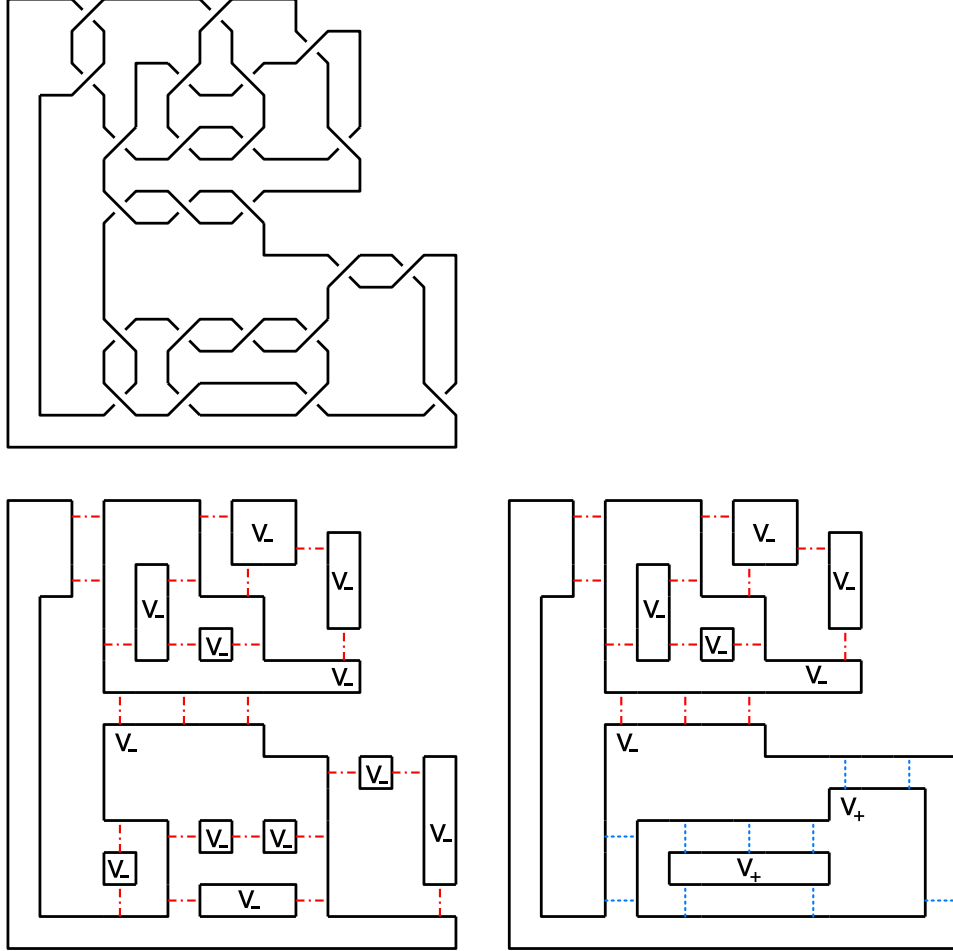


FIGURE 24. On top is the diagram for K_1 , an entangling of the base knot 8_{21} with one copy of 10_{152} . On the bottom, from left to right we have the state cycles for α_0, α_1 .

Unfortunately, this lower bound is not always reflect the full width of a knot; we can see this in the case of K_1 , whose width turns out to be 4, instead of the 2 this bound gives. Figure 24 shows the diagram for this knot, as well as α_0 and α_1 . The diagram has 7 positive crossings and 16 negative crossings, and one can check that the bigradings of α_0, α_1 are $(-16, -37)$ and $(-6, -19)$, and the δ gradings are 5 and 7. Using Morrison's JavaKh-v2 [FGMW09], we calculated the Khovanov homology, and organized the ranks into Table 2. The table makes it clear that the homological width of K_1 is 4; the top two diagonals are those from α_0, α_1 . We attempted to check this for K_2 , but the calculation ran out of memory on the 4 GB desktops we were working with. We expect the lower bound again to be lower than the actual width for this larger case.

We suspect that the K_n in this section are prime, and probably hyperbolic. But, we did not find a recursive prime tangle decomposition for the knots, and while we were able to check that K_0, K_1, K_2 are hyperbolic using SnapPea [Wee], we do not know any nice theorem to show this holds in general.

5.2. A hyperbolic family. In order to guarantee that we have a family of knots with every member hyperbolic, we will modify the construction of 5.1 so that we may apply a theorem of Futer and Purcell.

	-16	-15	-14	-13	-12	-11	-10	-9	-8	-7	-6	-5	-4	-3	-2	-1	0	1	2	3	4	5
3																						1
1																				1		
-1																			5	1	1	
-3																		20	2			
-5																	47	5	1			
-7																86	22	1				
-9																136	46					
-11															174	86	1					
-13														204	136							
-15													204	174								
-17										1	181	204										
-19									3	143	204											
-21								4	94	181												
-23							5	54	143													
-25						6	25	93														
-27					5	9	51															
-29				4	6	21																
-31			3	5	4																	
-33		1	4																			
-35		3																				
-37	1																					

 TABLE 2. Rational Khovanov homology of K_1 , with the four diagonals shaded.

To state their theorem, we will first need to review some terminology. For more details, we refer the reader to [Lac04, FP07].

One can view a diagram D as a 4-valent planar graph $\Gamma_4(D)$, where the vertices are colored by over and under crossing information. A *twist region* of $\Gamma_4(D)$ is a maximum string of bigons strung together, vertex to vertex; one also allows an empty collection of bigons for a twist region, if a crossing is adjacent to no bigons. Intuitively, a twist region is just a section of the diagram where two strands are tied into a series of half-twists.

A diagram D of a link is called *prime* if, for any simple curve γ that intersects $\Gamma_4(D)$ transversely in two points, γ bounds a subdiagram containing no crossings. Roughly, this means the diagram is prime if it is not visibly a connect sum.

A diagram D is *twist-reduced* if, whenever a simple closed curve γ intersects the graph $\Gamma_4(D)$ transversely in four points, with two points adjacent to one crossing and the other two points adjacent to another crossing, then γ bounds a twist region. See Figure 25 for examples and nonexamples of such curves γ . Given a γ from the definition, this rules out the case that one strand might be knotted, or knotted and linked with only the other strand contained in the curve.

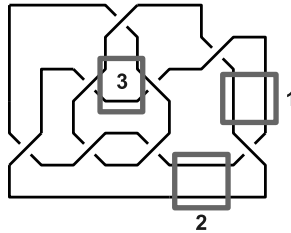


FIGURE 25. Examples and nonexamples of valid curves γ for the twist-reduced definition. Curve 1 is valid, with the top two intersection points near one crossing, and the bottom two near a second. Curve 2 is not valid; the two intersection points on the right are adjacent to a crossing, but the pair on the left is not adjacent to a single crossing. Curve 3 is also not valid; the pair of points on the right and left are each adjacent to different crossings, but the curve intersects the diagram transversely in six points, not four. One can verify that this diagram is in fact twist-reduced.

With these definitions in mind, the theorem we wish to invoke is the following:

Theorem 5.3 ([FP07]). *Let $L \in S^3$ be a link with a prime, twist-reduced diagram D . Assume that D has at least two twist regions. If every twist region of D contains at least 6 crossings, then L is hyperbolic.*

In other words, we are going to add a bunch of extra twists to each twist region of the base knot D_1 and the building block D_2 , and combine them into diagrams which are twist-reduced and prime, to conclude that the knots in question are hyperbolic (and hence prime). So, let's do this for the case when $D_1 = 8_{21}$ and $D_2 = 10_{152}$. Figure 26 has each twist region of these diagrams circled; we will then make new diagrams D'_1, D'_2 which have at least six crossings in each twist region, as indicated in Figure 27.

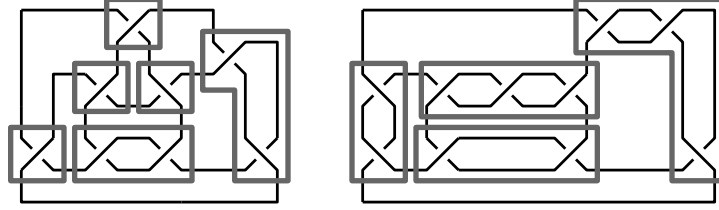


FIGURE 26. Diagrams for $8_{21}, 10_{152}$ with twist regions indicated. One can check that both diagrams are twist-reduced.

One can verify that the original diagrams for D_1 and D_2 as given in Figure 26 are twist-reduced, as the only valid γ from the twist-reduced definition occur in these twist regions; adding extra twists within each twist region does not change this property, so D_1, D_2 are also twist-reduced.

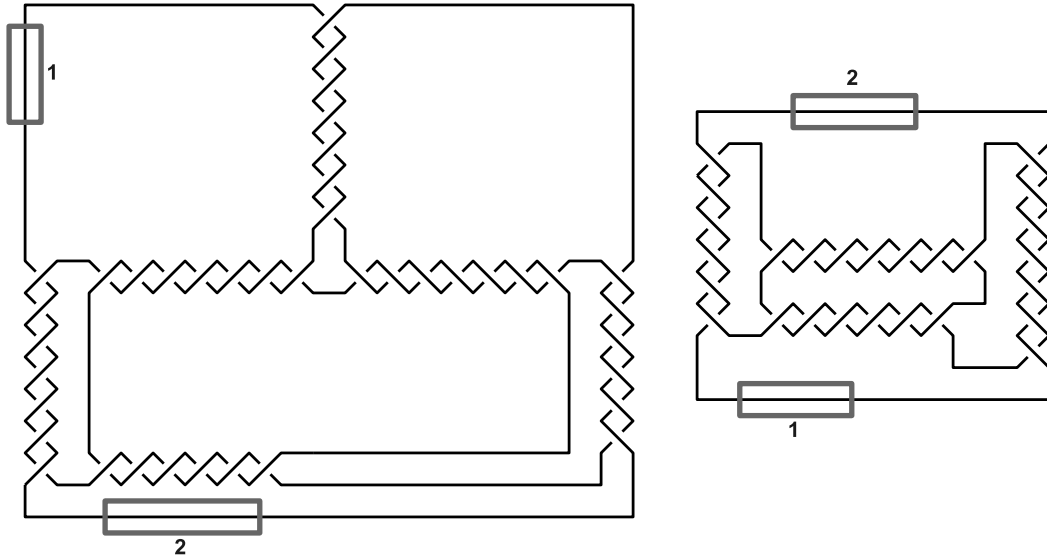


FIGURE 27. Diagrams for D'_1, D'_2 , where each twist region from Figure 26 has been replaced by six or seven crossings, depending on the parity crossings in the original twist regions. Two regions have been marked on each diagram to indicate how to combine the two into K'_n : the pair of strands marked for region 1 will be joined by six positive crossings, while the pair of strands marked for region 2 will be joined by seven positive crossings.

Going from the twist-reduced definition, the entwining pattern as shown in Figure 27 will introduce two new twist regions between each copy of D_2 in K'_n ; one can check that this entwining pattern will

always result in twist-reduced and prime diagrams. By construction these diagrams have more than two twist regions, and each twist region has at least 6 crossings in it, so Theorem 5.3 applies, and the resulting K'_n are hyperbolic, as claimed.

If one is worried about checking all the valid curves to show these knots are twist-reduced, there is an alternate approach which works directly from the augmented links. The idea is to come up with a triangulation of S^2 based on the augmented link which satisfies Andreev's theorem (Theorem 6.2 of [Pur04]). With such a triangulation, Purcell shows the augmented link is hyperbolic, at which point one can follow the rest of the proof that the original knot is hyperbolic from [FP07].

The *augmented link* of a diagram comes by replacing each twist region of the diagram by a surgery circle around the two strands being twisted in the twist region. The triangulation in question is formed by adding a vertex for each region in the diagram of the augmented link, where such a region is marked off by arcs of the diagram or a surgery circle in the augmented link. We then add an edge between two vertices if they share a common arc in the diagram, or along a surgery circle if one spans the two regions. The triangulations for the augmented links for D_1, D_2 are shown in Figure 28.

Given such a triangulation, the two conditions we need to apply Andreev's theorem are:

- Each edge has distinct ends.
- No two vertices are joined by more than one edge.

In other words, the constructed graph provides an honest triangulation of S^2 . Glancing back at Figure 28, one can easily check that these two conditions hold for the triangulations of the augmented links for D'_1, D'_2 .

One then must check that such a triangulation continues to exist when we start piecing together the knots of our family. A schematic for the augmented link diagram for K'_n is given in Figure 29. Reading the schematic, we have one copy of D'_1 and n copies of D'_2 being glued together in a prescribed fashion. The ending vertices of edges which go between the copies of D'_1 and D'_2 are the $A(i), B(i), C(i), D(i), E(i), F, G$. One can verify that the new edges being added in this gluing still yield triangulations which satisfy Andreev's theorem, so that the augmented link for K'_n is hyperbolic, as desired.

Because we simply duplicated the twist type for each twist region, and maintained the parity of the number of half twists, D'_1 remains + adequate, and D'_2 remains nonalternating, adequate, and negative. So, the entwining pattern satisfies Proposition 5.1, and each K'_n contains at least $n + 1$ nontrivial state cycles, each in its own diagonal. Thus, this family of examples demonstrates how to produce hyperbolic knots of arbitrarily large homological width.

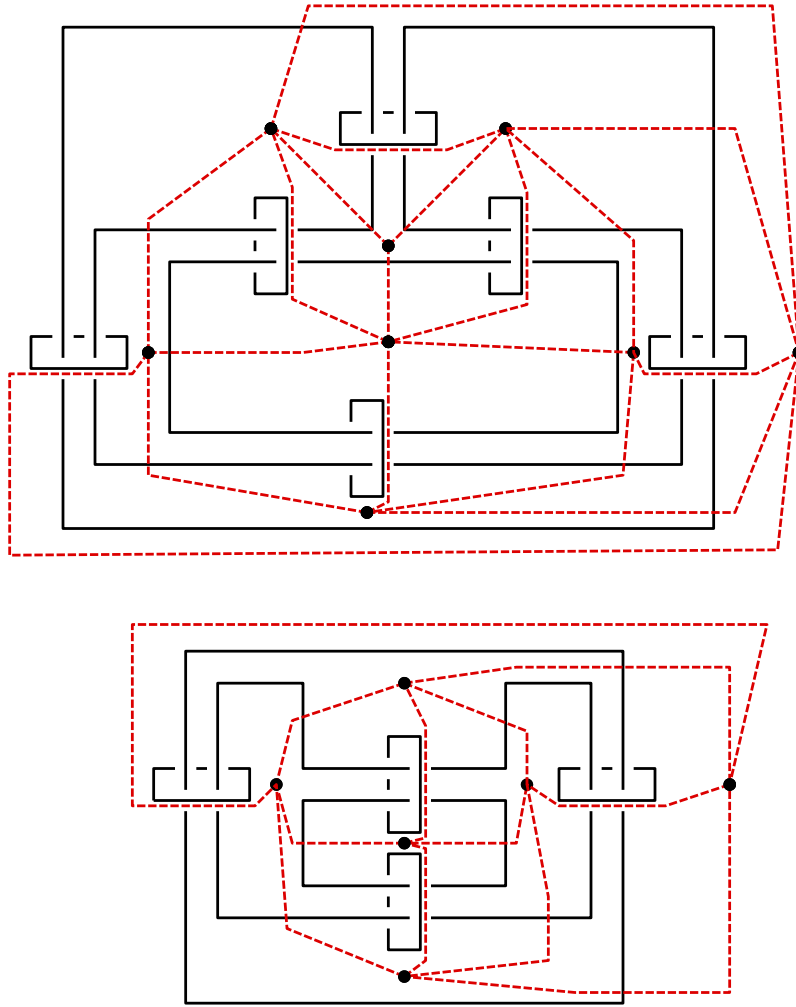


FIGURE 28. Augmented link diagrams for 8_{21} , 10_{152} , with the associated triangulation marked in red dashed lines. Because each edge has exactly two vertices, and there are no two vertices joined by more than one edge, these two triangulations satisfy Andreev's theorem. So, by Purcell's argument, the augmented links are hyperbolic.

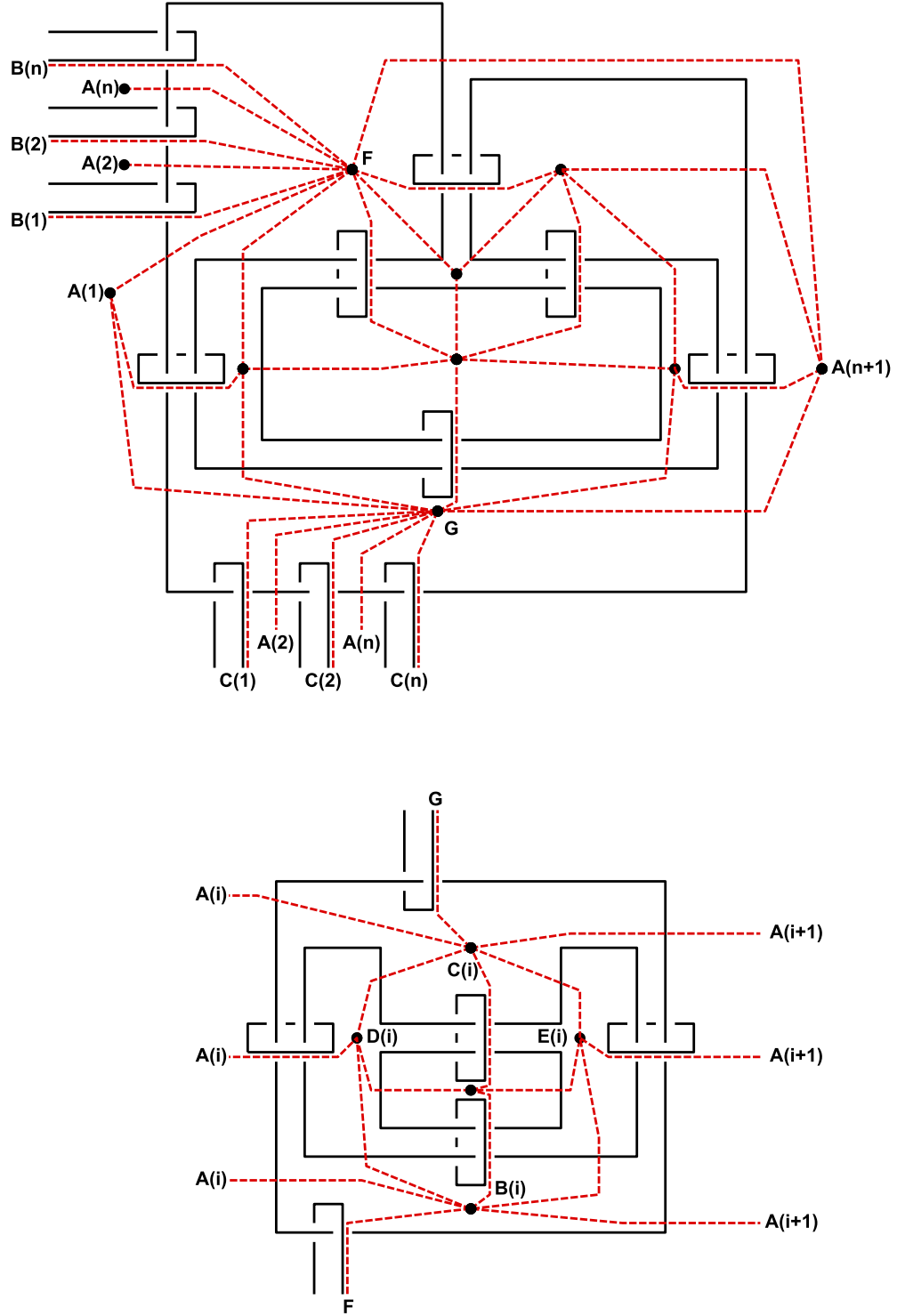


FIGURE 29. Schematics for the augmented link diagram of K'_n . On the top is the augmentation for D'_1 , while on the bottom is an augmentation schematic for the i -th copy of D'_2 . Dotted edges which go between the two diagrams are labelled as to their ending vertices.

REFERENCES

- [AP04] M. M. Asaeda and J. H. Przytycki, Khovanov homology: torsion and thickness, 2004.
- [BN02] D. Bar-Natan, *On Khovanov's categorification of the Jones polynomial*, Algebr. Geom. Topol. **2**, 337–370 (electronic) (2002), math.QA/0201043.
- [CK06] A. Champanerker and I. Kofman, Spanning trees and Khovanov homology, 2006.
- [CKS07] A. Champanerker, I. Kofman and N. Stoltzfus, *Graphs on surfaces and Khovanov homology*, Algebr. Geom. Topol. **7**, 1531–1540 (2007), math.GT/0705.3453.
- [DFK⁺08] O. T. Dasbach, D. Futer, E. Kalfagianni, X.-S. Lin and N. W. Stoltzfus, The Jones polynomial and graphs on surfaces, 2008.
- [Ell09] A. Elliott, State Cycles, Quasipositive Modification, and Constructing H-thick Knots in Khovanov Homology, 2009.
- [FGMW09] M. Freedman, R. Gompf, S. Morrison and K. Walker, Man and machine thinking about the smooth 4-dimensional Poincaré conjecture, 2009.
- [FP07] D. Futer and J. S. Purcell, *Links with no exceptional surgeries*, Commentarii Mathematici Helvetici **82** **3**, 629 (2007), math.GT/0412307.
- [Kho00] M. Khovanov, *A categorification of the Jones polynomial*, Duke Math. J. **101**(3), 359–426 (2000), math.QA/9908171.
- [Kho03] M. Khovanov, *Patterns in knot cohomology. I*, Experiment. Math. **12**(3), 365–374 (2003), math.QA/0201306.
- [Lac04] M. Lackenby, *The volume of hyperbolic alternating link complements*, Proc. London Math. Soc. (3) **88**(1), 204–224 (2004), math.GT/0012185, With an appendix by Ian Agol and Dylan Thurston.
- [Lic97] W. B. R. Lickorish, *An introduction to knot theory*, volume 175 of *Graduate Texts in Mathematics*, Springer-Verlag, New York, 1997.
- [Low07] A. Lowrance, On knot Floer width and Turaev genus, 2007.
- [Low09] A. Lowrance, The Khovanov width of twisted links and closed 3-braids, 2009.
- [Man05] V. Manturov, Minimal diagrams of classical and virtual links, 2005.
- [MO07] C. Manolescu and P. Ozsvath, On the Khovanov and knot Floer homologies of quasi-alternating links, 2007.
- [Pla06] O. Plamenevskaya, *Transverse knots and Khovanov homology*, Math. Res. Lett. **13**(4), 571–586 (2006), math.GT/0412184.
- [Pur04] J. S. Purcell, Cusp shapes under cone deformation, 2004.
- [Sto06] M. Stosic, Homology of torus links, 2006.
- [Suz06] R. Suzuki, Khovanov homology and Rasmussen's s-invariants for pretzel knots, 2006.
- [Tur06] P. Turner, A spectral sequence for Khovanov homology with an application to (3,q)-torus links, 2006.
- [Wat08] L. Watson, Surgery obstructions from Khovanov homology, 2008.
- [Wee] J. Weeks, SnapPea, <http://www.geometrygames.org/SnapPea/index.html>.

DEPARTMENT OF MATHEMATICS, RICE UNIVERSITY, 6100 S. MAIN STREET, HOUSTON, TX 77005
E-mail address: `elflord@rice.edu`