

Maximum relative height of one-dimensional interfaces : from Rayleigh to Airy distribution

Joachim Rambeau and Grégory Schehr

Laboratoire de Physique Théorique (UMR du CNRS 8627), Université de Paris-Sud,
91405 Orsay Cedex, France

Abstract. We introduce an alternative definition of the relative height $h^\kappa(x)$ of a one-dimensional fluctuating interface indexed by a continuously varying real parameter $0 \leq \kappa \leq 1$. It interpolates between the height relative to the initial value (*i.e.* in $x = 0$) when $\kappa = 0$ and the height relative to the spatially averaged height for $\kappa = 1$. We compute exactly the distribution $P^\kappa(h_m, L)$ of the maximum h_m of these relative heights for systems of finite size L and periodic boundary conditions. One finds that it takes the scaling form $P^\kappa(h_m, L) = L^{-1/2} f^\kappa(h_m L^{-1/2})$ where the scaling function $f^\kappa(x)$ interpolates between the Rayleigh distribution for $\kappa = 0$ and the Airy distribution for $\kappa = 1$, the latter being the probability distribution of the area under a Brownian excursion over the unit interval. For arbitrary κ , one finds that it is related to, albeit different from, the distribution of the area restricted to the interval $[0, \kappa]$ under a Brownian excursion over the unit interval.

1. Introduction

While the study of extreme value statistics (EVS) is by now a longstanding issue in the fields of engineering [1], finance [2] or environmental sciences [3], it was recognized only recently that EVS plays a crucial role in the theory of complex and disordered systems [4]. Since then, the understanding of EVS in spatially extended systems has been the subject of many recent theoretical studies in statistical physics. Indeed, although the EVS of a set of independent or weakly correlated random variables is well understood, thanks to the identification of a limited number of universality classes, much less is known for the case of *strongly correlated* random variables. In that respect, the study of fluctuating elastic interfaces has recently attracted much attention [5, 6, 7, 8, 9, 10, 11, 12, 13, 14]. Although simpler to study, these models, in low dimension, furnish an interesting example of strongly correlated variables where analytical progress can be made.

Here we are interested in the extremal statistics of the relative height of a one-dimensional elastic line described, at equilibrium by the Gibbs-Boltzmann weight $P_{\text{st}} \propto \exp(-\mathcal{H})$ with

$$\mathcal{H} = \frac{1}{2} \int_0^L \left(\frac{\partial H}{\partial x} \right)^2 dx, \quad (1)$$

where $H(x)$ is the height of the interface and L is the linear size of the system. Such models (1) have been extensively studied to describe various experimental situations such as fluctuating step edges on crystals with attachment/detachment dynamics of adatoms [16]. Here we also impose periodic boundary conditions (pbc) such that $H(0) = H(L)$ and the process defined by \mathcal{H} in Eq. (1) is thus a Brownian bridge, *i.e.* a Brownian motion constrained to start and end at the same point. The Hamiltonian \mathcal{H} is obviously invariant under a global shift $H(x) \rightarrow H(x) + c$ and therefore a more physically relevant quantity is the *relative* height. Here *relative* means measured with respect to some (arbitrary) reference value. Up to now two different reference values have been considered : (i) the spatial average value as in [6, 7, 8, 9, 10, 11, 12, 13] or (ii) the height at $x = 0$, $H(0)$ (or at any other point in space because of pbc) which is a rather natural choice in the context of time series [14] (note that a recent work considered, for weakly correlated random variables, yet another choice where the reference is the minimum value of the height field on $[0, L]$ [15] which we will not discuss here). This yields two distinct definitions of the relative height

$$(i) \ h^1(x) = H(x) - L^{-1} \int_0^L H(x') dx', \quad (ii) \ h^0(x) = H(x) - H(0). \quad (2)$$

Once a reference value is chosen, one defines $h_m = \max_{0 \leq x \leq L} h^1$ (or $h_m = \max_{0 \leq x \leq L} h^0$) and we ask the question : what is the probability density $f^{0,1}(h_m, L)$? It is straightforward to see from Eq. (1) that

$$(i) \ \langle h^1(x_0) h^1(x_0 + x) \rangle = \frac{L}{12} \left[1 - \frac{6x}{L} \left(1 - \frac{x}{L} \right) \right], \quad (3)$$

$$(ii) \langle h^0(x_0)h^0(x_0 + x) \rangle = x_0 \left(1 - \frac{x + x_0}{L} \right), \quad (4)$$

so that the variables $h^1(x)$ or $h^0(x)$ are obviously strongly correlated : the computation of h_m is thus non trivial.

The distribution $f^1(h_m, L)$, studied numerically in Ref. [6], was then computed analytically by Majumdar and Comtet [7, 8] who showed, for the model described in Eq. (1) with pbc, that $P^1(h_m, L) = L^{-1/2} f_{\text{Airy}}(h_m L^{-1/2})$ and computed exactly $f_{\text{Airy}}(x)$. Its Laplace transform is given by [7]

$$\int_0^\infty f_{\text{Airy}}(x) e^{-px} dx = p\sqrt{2\pi} \sum_{n=1}^\infty e^{-\alpha_n p^{2/3} 2^{-1/3}}, \quad (5)$$

where α_n 's are the magnitudes of the zeros of the standard Airy function $\text{Ai}(z)$ on the negative real axis [17]. For example, $\alpha_1 = 2.3381\dots$, $\alpha_2 = 4.0879\dots$, $\alpha_3 = 5.5205\dots$ etc [17]. It is then possible to invert the Laplace transform [8, 18]

$$f_{\text{Airy}}(x) = \frac{2\sqrt{6}}{x^{10/3}} \sum_{n=1}^\infty e^{-b_n/x^2} b_n^{2/3} U(-5/6, 4/3, b_n/x^2), \quad (6)$$

where $b_n = 2\alpha_n^3/27$ and $U(a, b, z)$ is the confluent hypergeometric function [17]. This inversion is useful as it can then be evaluated numerically, and plotted as in Fig. 1. In particular, for small x it behaves as [8]

$$f_{\text{Airy}}(x) \sim \frac{8}{81} \alpha_1^{9/2} x^{-5} e^{-2\alpha_1^3/27x^2} \quad \text{as } x \rightarrow 0, \quad (7)$$

while at large x , $f_{\text{Airy}}(x) \sim (72\sqrt{6/\pi})x^2 e^{-6x^2}$ [19].

Interestingly, the Airy distribution in Eq. (6) also describes the distribution of the area under a Brownian excursion over the unit interval. We recall that a Brownian excursion is a Brownian motion starting and ending at the same point and constrained to stay positive in-between, on the unit interval [8, 20]. Surprisingly, this distribution arises in various seemingly unrelated problems in computer science and graph theory [21].

On the other hand, T. W. Burkhardt *et al.* focused on $f^0(h_m, L)$ [14] which is different from the Airy distribution. Indeed, it is easy to see that in that case the distribution of h_m is just the distribution of the maximum of a Brownian bridge on the interval $[0, L]$. Therefore $P^0(h_m, L) = L^{-\frac{1}{2}} f_{\text{Ray}}(h_m L^{-\frac{1}{2}})$ where

$$f_{\text{Ray}}(x) = 4x \exp(-2x^2), \quad (8)$$

which is known in the literature as the Rayleigh distribution. In the literature on random matrix theory, $f_{\text{Ray}}(x)$ (which is plotted in Fig. 1) is also known under the name of ‘‘Wigner surmise’’ as it describes the distribution of the spacing between consecutive energy levels in the Gaussian Orthogonal Ensemble (GOE). In Ref. [14] it was also pointed out that the distribution of $h_m = \max_{0 \leq x \leq L} h(x)$, for generic translationally invariant systems, is related to the distribution of near extreme events, which has recently attracted some attention in statistical physics [22].

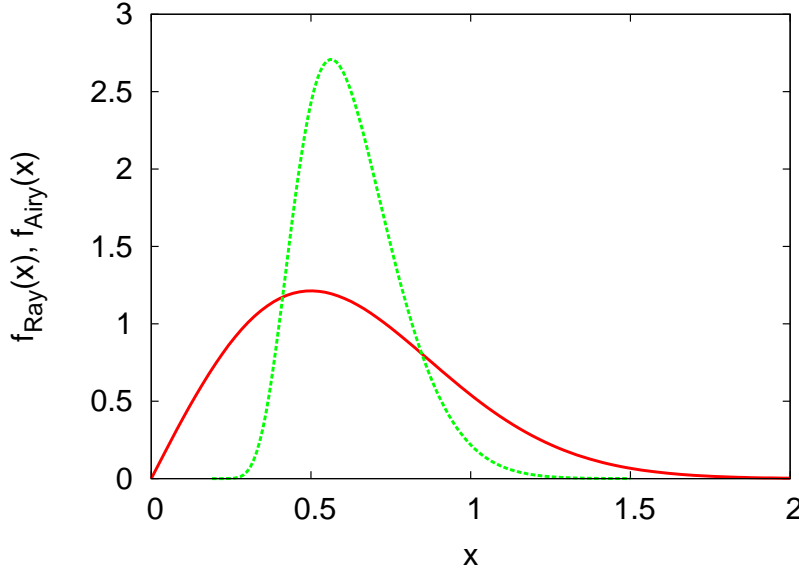


Figure 1. The dashed green line represents the Airy distribution function $f^1 = f_{\text{Airy}}$: this is the pdf of the maximum measured relatively to the spatial average value of heights of the interface on the interval $[0, 1]$. The solid red line represents the Rayleigh distribution function $f^0 = f_{\text{Ray}}$: this is the pdf of the maximum measured relatively to the first point of the interface on the interval $[0, 1]$.

Although the definition of these two relative heights are a priori only slightly different (see Eq. (2)), the distribution of their maximum in Eq. (6) and in Eq. (8) has completely different expressions. These two definitions of the maximal relative heights thus lead to qualitatively different distributions : this is particularly striking if one considers their small argument behavior in Eq. (7) and Eq. (8). The goal of this paper is to understand how the distribution of the maximum evolves when one changes the definition of the relative height from $h^1(x)$ to $h^0(x)$. In that purpose, we choose an alternative reference value, indexed by a continuously varying parameter $0 \leq \kappa \leq 1$ to define the relative height $h^\kappa(x)$ as

$$h^\kappa(x) = H(x) - \frac{1}{\kappa L} \int_0^{\kappa L} H(x') dx' , \quad (9)$$

such that $\lim_{\kappa \rightarrow 1} h^\kappa(x) = h^1(x)$ and $\lim_{\kappa \rightarrow 0} h^\kappa(x) = h^0(x)$: $h^\kappa(x)$ thus interpolates between $h^1(x)$ and $h^0(x)$. Using path integral methods, we compute exactly the distribution $P^\kappa(h_m, L)$ of the maximal relative height $h_m = \max_{0 \leq x \leq L} h^\kappa(x)$ and find that $P^\kappa(h_m, L) = L^{-\frac{1}{2}} f^\kappa(h_m L^{-\frac{1}{2}})$ where $f^\kappa(x)$, which interpolates between the Airy distribution for $\kappa = 1$ and the Rayleigh distribution for $\kappa = 0$ is given by

$$f^\kappa(x) = \frac{4\sqrt{6}}{\pi} x^{-10/3} \int_0^\infty dq \sum_{n=1}^\infty [F_n(q)]^2 b_n(q, \kappa)^{2/3} e^{-b_n(q, \kappa)/x^2} \\ \times U(-5/6, 4/3, b_n(q, \kappa)/x^2) , \quad (10)$$

where $b_n(q, \kappa) = (2\kappa/27)(\alpha_n + (1 - \kappa)q^2/\kappa)^3$ and where the coefficients $F_n(q)$ are given

below (42). In particular, for small argument, we show that it behaves as

$$f^\kappa(x) \sim \left(\frac{\kappa}{1-\kappa} \right)^{3/2} x^{-2} \exp \left(-\frac{2\alpha_1^3 \kappa}{27 x^2} \right). \quad (11)$$

The paper is organized as follows. In section II, we illustrate the method of path integral to compute the distribution $f^0(x)$, *i.e.* the distribution of the maximum of a Brownian bridge. In section III, we use this path-integral formalism to compute the distribution of the maximum of the relative heights $h^\kappa(x)$ defined in Eq. (9). In section IV, we analyse in detail the limits $\kappa \rightarrow 1$ and $\kappa \rightarrow 0$ of the scaling function $f^\kappa(x)$ in Eq. (10) and in section V, we present the comparison of our exact results with numerical simulations for different values of $0 \leq \kappa \leq 1$. In section VI, guided by the fact that $f^1(x) = f_{\text{Airy}}(x)$ describes the distribution of the area under a Brownian excursion over a unit interval, we show that $f^\kappa(x)$ is related to, albeit different from, the distribution of the area restricted to the interval $[0, \kappa]$ under a Brownian excursion over the unit interval. Finally, we conclude in Section VII. For clarity, some technical details have been left in Appendix.

2. Distribution of the maximum of a brownian bridge : a path-integral approach

In this section, we derive the distribution of the maximal relative height $h_m = \max_{0 \leq x \leq L} h^0(x)$ where $h^0(x) = H(x) - H(0)$. The joint distribution of these heights $h^0(x)$, given Eq. (1), is

$$P[\{h^0\}] = Z_L^{-1} \exp \left(-\frac{1}{2} \int_0^L \left(\frac{\partial h^0(x)}{\partial x} \right)^2 dx \right) \delta(h^0(0) - h^0(L)) \delta(h^0(0)), \quad (12)$$

where Z_L is a normalization constant. In this expression (12), the first delta function ensures the pbc while the second one ensures simply the definition of $h^0(x)$ in Eq. (2). From this statistical weight, one directly obtains the cumulative distribution of the maximum $F^0(h_m, L) = \text{Prob}[\max_{0 \leq x \leq L} h^0(x) < h_m, L]$ as

$$F^0(h_m, L) = \frac{1}{Z_L} \int_{h^0(0)=0}^{h^0(L)=0} \mathcal{D}h(x) e^{-\frac{1}{2} \int_0^L (\partial_x h^0(x))^2} \times \prod_{0 \leq x \leq L} \theta(h_m - h^0(x)), \quad (13)$$

where product of Heaviside step functions constraint the paths to stay under h_m . Note that the normalization constant Z_L has just the same path-integral representation as in Eq. (13) but without the constraint ensured by the step-functions

$$Z_L = \int_{h^0(0)=0}^{h^0(L)=0} \mathcal{D}h(x) e^{-\frac{1}{2} \int_0^L (\partial_x h^0(x))^2}. \quad (14)$$

One sees explicitly on these expressions (13, 14) that $F^0(h_m, L)$ is the cumulative distribution of the maximum of a Brownian bridge on the interval $[0, L]$. One can now use path-integrals techniques to write $F^0(h_m, L)$ as

$$F^0(h_m, L) = \frac{\langle 0 | \exp(-L\hat{H}_m) | 0 \rangle}{\langle 0 | \exp(-L\hat{H}_{\text{free}}) | 0 \rangle}, \quad (15)$$

where $\hat{H}_{\text{free}} = -\frac{1}{2}\frac{d^2}{dx^2}$ and $\hat{H}_m = -\frac{1}{2}\frac{d^2}{dx^2} + V_m(x)$ where $V_m(x)$ is a confining potential such that $V_m(x) = 0$ if $-\infty < x < h_m$ and $V_m(x) = +\infty$ if $x > h_m$. The numerator and the denominator in Eq. (15) can be computed in a similar way: if one denotes $|E\rangle$ the eigenvectors of a Hamiltonian \hat{H} , with eigenvalues E , $\hat{H}|E\rangle = E|E\rangle$ then the propagator can be expanded on the eigenbasis as

$$\langle y | \exp(-L\hat{H}) | x \rangle = \sum_E \psi_E^*(y) \psi_E(x) e^{-LE}, \quad (16)$$

where $\psi_E(x) = \langle x | E \rangle$. Applying this formula (16) to \hat{H}_m one has

$$\langle 0 | \exp(-L\hat{H}_m) | 0 \rangle = \frac{2}{\pi} \int_0^\infty dq (\sin(q h_m))^2 e^{-\frac{q^2}{2}} = \frac{1}{\sqrt{2L\pi}} \left(1 - e^{-2\frac{h_m^2}{2L}} \right) \quad (17)$$

and similarly $\langle 0 | \exp(-L\hat{H}_{\text{free}}) | 0 \rangle = (2\pi L)^{-\frac{1}{2}}$. And finally one obtains the cumulative distribution function as

$$F^0(h_m, L) = 1 - e^{-2\frac{h_m^2}{2L}}, \quad (18)$$

from which one deduces that the probability distribution function $P^0(h_m, L) = \partial_{h_m} F^0(h_m, L)$ takes the scaling form (valid for all L for this model)

$$P^0(h_m, L) = \frac{1}{\sqrt{L}} f^0 \left(\frac{h_m}{\sqrt{L}} \right), \quad f^0(x) = 4x e^{-2x^2}, \quad (19)$$

which is known in the literature as the Rayleigh function. Of course there are other simpler methods to compute $f^0(h_m, L)$ for the present case (see for instance [14]). However the path integral method presented here can be extended to more complicated situations, and will be used below.

3. Distribution of the Maximum Relative Height $P^\kappa(h_m, L)$

In this section, we extend the calculation presented above to the computation of the cumulative distribution of the maximal relative height $h_m = \max_{0 \leq x \leq L} h^\kappa(x)$ where $h^\kappa(x)$ is defined in Eq. (9). As above we start with the joint distribution of the heights $h^\kappa(x)$, which from Eq. (1), can be computed as

$$P[\{h^\kappa\}] = \frac{1}{\tilde{Z}_\kappa} \exp \left(-\frac{1}{2} \int_0^L \left(\frac{\partial h^\kappa(x)}{\partial x} \right)^2 dx \right) \delta(h^\kappa(0) - h^\kappa(L)) \\ \times \delta \left(\int_0^{\kappa L} h^\kappa(x') dx' \right), \quad (20)$$

where \tilde{Z}_κ is a normalization constant which ensures that $\int \mathcal{D}h^\kappa(x)P[\{h^\kappa\}] = 1$. The cumulative distribution of the maximum $F^\kappa(h_m, L)$ can thus be written as

$$F^\kappa(h_m, L) = \frac{1}{\tilde{Z}_\kappa} \int_{-\infty}^{h_m} du \int_{h^\kappa(0)=u}^{h^\kappa(L)=u} \mathcal{D}h^\kappa(x) e^{-\frac{1}{2} \int_0^L (\partial_x h^\kappa(x))^2 dx} \times \prod_{0 \leq x \leq L} \theta(h_m - h^\kappa(x)) \delta \left(\int_0^{\kappa L} h^\kappa(x') dx' \right), \quad (21)$$

which is the starting point of our exact computation.

3.1. Normalization constant

As above (see section 2), the normalization constant \tilde{Z}_κ has the same path integral expression as Eq. (21), but without the constraint that each path must stay below h_m , that is

$$\tilde{Z}_\kappa = \int_{-\infty}^{+\infty} du \int_{h^\kappa(0)=u}^{h^\kappa(L)=u} \mathcal{D}h^\kappa(x) e^{-\frac{1}{2} \int_0^L (\partial_x h^\kappa(x))^2 dx} \delta \left(\int_0^{\kappa L} h^\kappa(x') dx' \right). \quad (22)$$

Let us make the change of variable $y(x) = h^\kappa(x) - u$ to obtain

$$\tilde{Z}_\kappa = \int_{-\infty}^{+\infty} du \int_{y(0)=0}^{y(L)=0} \mathcal{D}y(x) e^{-\frac{1}{2} \int_0^L (\partial_x y(x))^2 dx} \delta \left(\int_0^{\kappa L} y(x') dx' - \kappa Lu \right). \quad (23)$$

The path integral is, up to a normalization constant, the probability that the truncated area $A_\kappa = \int_0^{\kappa L} y(x) dx$ under a Brownian bridge $\{y(x), 0 \leq x \leq L\}$ is equal to κLu . One thus has

$$\text{Proba}(A_\kappa = \kappa Lu, L) = \frac{\int_{y(0)=0}^{y(L)=0} \mathcal{D}y(x) e^{-\frac{1}{2} \int_0^L (\partial_x y(x))^2 dx} \delta \left(\int_0^{\kappa L} y(x') dx' - \kappa Lu \right)}{\int_{y(0)=0}^{y(L)=0} \mathcal{D}y(x) e^{-\frac{1}{2} \int_0^L (\partial_x y(x))^2 dx}}. \quad (24)$$

The denominator is just $(2\pi L)^{-1/2}$, as computed before (in Section 2). Then we simply have

$$\tilde{Z}_\kappa = \frac{1}{\sqrt{2\pi L}} \int_{-\infty}^{+\infty} du \text{Proba}(A_\kappa = \kappa Lu, L) \quad (25)$$

Changing $v = \kappa Lu$, and using the property that $P(A_\kappa, L)$ is, by definition, normalized (24), we find that

$$\tilde{Z}_\kappa = \frac{1}{\sqrt{2\pi L \kappa L}}. \quad (26)$$

3.2. Cumulative distribution of the maximal relative height (MRH)

Proceeding as in the first section, we now compute the cumulative distribution of the MRH using path integrals. We start with the expression given in Eq. (21)

$$F^\kappa(h_m, L) = \frac{1}{\tilde{Z}_\kappa} \int_{-\infty}^{h_m} du \int_{h^\kappa(0)=u}^{h^\kappa(L)=u} \mathcal{D}h^\kappa(x) e^{-\frac{1}{2} \int_0^L (\partial_x h^\kappa(x))^2 dx} \\ \times \prod_{0 \leq x \leq L} \theta(h_m - h^\kappa(x)) \delta \left(\int_0^{\kappa L} dx' h^\kappa(x') \right), \quad (27)$$

where \tilde{Z}_κ is given above (26). The first integral in Eq. (27) indicates that we sum over all initial points u (which has to be below h_m), and then we sum over all paths beginning in u and constrained to stay entirely under the height h_m (imposed by the product of step functions). Performing the change of variable $y(x) = h_m - h^\kappa(x)$ and $v = h_m - u$, we get all h_m -dependence in the delta function, and we constraint the paths $y(x)$ to be positive:

$$F^\kappa(h_m, L) = \kappa L \sqrt{2\pi L} \int_0^{+\infty} dv \int_{y(0)=v}^{y(L)=v} \mathcal{D}y(x) e^{-\frac{1}{2} \int_0^L dx (\partial_x y)^2} \\ \times \delta \left(h_m \kappa L - \int_0^{\kappa L} y(x') dx' \right) \prod_{0 \leq x \leq L} \theta(y(x)). \quad (28)$$

The constraint of positivity can be incorporated rather easily by adding a potential term $V_0(y)$ in the exponential, with $V_0(y) = +\infty$ if $y < 0$ and $V_0(y) = 0$ if $y > 0$. Then we have

$$F^\kappa(h_m, L) = \kappa L \sqrt{2\pi L} \int_0^{+\infty} dv \int_{y(0)=v}^{y(L)=v} \mathcal{D}y(x) e^{-\int_0^L dx \left\{ \frac{1}{2} (\partial_x y)^2 + V_0(y(x)) \right\}} \\ \times \delta \left(\kappa L h_m - \int_0^{\kappa L} y(x) dx \right). \quad (29)$$

Using $\delta(\alpha x) = (1/\alpha)\delta(x)$, we isolate the variable h_m , and we write

$$F^\kappa(h_m, L) = \sqrt{2\pi L} \int_0^{+\infty} dv \int_{y(0)=v}^{y(L)=v} \mathcal{D}y(x) e^{-\int_0^L dx \left\{ \frac{1}{2} (\partial_x y)^2 + V_0(y(x)) \right\}} \\ \times \delta \left(h_m - \frac{1}{\kappa L} \int_0^{\kappa L} y(x') dx' \right), \quad (30)$$

and all the dependence on h_m is contained in the δ -function. Thus its Laplace transform with respect to h_m , $\tilde{F}^\kappa(p, L) = \int_0^\infty dh_m F^\kappa(h_m, L) e^{-p h_m}$ (notice that h_m is necessarily positive) has a simple expression

$$\tilde{F}^\kappa(p, L) = \sqrt{2\pi L} \int_0^{+\infty} dv \int_{y(0)=v}^{y(L)=v} \mathcal{D}y(x) e^{-\int_0^L dx \left\{ \frac{1}{2} (\partial_x y)^2 + V_0(y(x)) \right\}} e^{-\frac{p}{\kappa L} \int_0^{\kappa L} y(x) dx}.$$

(31)

Let us call $u = y(\kappa L)$ the intermediary point and using the Markov property, we can separate the path integral in two independent blocks: one for the time interval $[0, \kappa L]$ and the other for the time interval $[\kappa L, L]$. We have

$$\begin{aligned} \tilde{F}^\kappa(p, L) &= \sqrt{2\pi L} \int_0^{+\infty} dv \int_0^{+\infty} du \int_{y(0)=v}^{y(\kappa L)=u} \mathcal{D}y(x) e^{-\int_0^{\kappa L} dx \left\{ \frac{1}{2}(\partial_x y)^2 + V_0(y(x)) + \frac{p}{\kappa L} y(x) \right\}} \\ &\times \int_{y(\kappa L)=u}^{y(L)=v} \mathcal{D}y(x) e^{-\int_{\kappa L}^L dx \left\{ \frac{1}{2}(\partial_x y)^2 + V_0(y(x)) \right\}} . \end{aligned} \quad (32)$$

The first factor is the propagator between time 0 and κL of a quantum particle in the triangular potential $V_{0,p/(\kappa L)}(x) = V_0(x) + \frac{p}{\kappa L}x$, denoted as $G_{\text{Airy}}(u, \kappa L|v, 0)$ (the index ‘Airy’ refers to the fact that the solution of the Schrödinger equation with a triangular potential $V_{0,p/(\kappa L)}(x)$ is solved by Airy functions), and the second term, denoted as $G_0(v, L|u, \kappa L)$ is simply the propagator of a quantum particle in the potential $V_0(x)$ between the times κL and L . One thus has

$$\tilde{F}^\kappa(p, L) = \sqrt{2\pi L} \int_0^{+\infty} dv \int_0^{+\infty} du \{G_0(v, L|u, \kappa L) \times G_{\text{Airy}}(u, \kappa L|v, 0)\} , \quad (33)$$

where the p -dependence is entirely contained in the Airy propagator. Note that our calculation is completely justified when $0 < \kappa < 1$, because of the cut in two parts of the path integral. We will examine in more detail the two limiting cases $\kappa \rightarrow 0$ and $\kappa \rightarrow 1$ below.

The probability density function of the MRH $P^\kappa(h_m, L)$ is simply the derivative of $F^\kappa(h_m, L)$ with respect to h_m . Its Laplace transform $\tilde{P}^\kappa(p, L) = \int_0^\infty e^{-ph_m} P^\kappa(h_m, L) dh_m$ is thus $\tilde{P}^\kappa(p, L) = p\tilde{F}^\kappa(p, L)$,

$$\tilde{P}^\kappa(p, L) = p\sqrt{2\pi L} \int_0^{+\infty} dv \int_0^{+\infty} du \{G_0(v, L|u, \kappa L) \times G_{\text{Airy}}(u, \kappa L|v, 0)\} . \quad (34)$$

We first start with $G_0(v, L|u, \kappa L)$ which is the propagator of a particle with a wall at the origin. It is given by

$$G_0(v, L|u, \kappa L) = \frac{1}{\sqrt{2\pi L(1-\kappa)}} \left(e^{-\frac{(u-v)^2}{2L(1-\kappa)}} - e^{-\frac{(u+v)^2}{2L(1-\kappa)}} \right) \quad (35)$$

$$= \frac{2}{\pi} \int_0^{+\infty} dq \sin(qv) \sin(qu) e^{-\frac{L(1-\kappa)}{2} q^2} , \quad (36)$$

where the expression in the second line will be useful in the following. The propagator $G_{\text{Airy}}(u, \kappa L|v, 0)$ can be computed using the formula in Eq. (16)(see also in Appendix A.4, formula (A.25)):

$$G_{\text{Airy}}(u, \kappa L | v, 0) = \left(\frac{2p}{\kappa L} \right)^{1/3} \sum_{n=1}^{\infty} \frac{\text{Ai} \left(\left(\frac{2p}{\kappa L} \right)^{1/3} u - \alpha_n \right) \text{Ai} \left(\left(\frac{2p}{\kappa L} \right)^{1/3} v - \alpha_n \right)}{(\text{Ai}'[-\alpha_n])^2} \\ \times e^{-\alpha_n 2^{-1/3} (p\sqrt{\kappa L})^{2/3}}. \quad (37)$$

We then perform the changes of variables $v \rightarrow (2p/(\kappa L))^{-1/3}v$ and $u \rightarrow (2p/(\kappa L))^{-1/3}u$ followed by $q \rightarrow (2p/(\kappa L))^{1/3}q$ to obtain

$$\tilde{P}^{\kappa}(p, L) = p \sqrt{\frac{8L}{\pi}} \int_0^{\infty} du \int_0^{\infty} dv \int_0^{\infty} dq \sin(qu) \sin(qv) \exp \left[-2^{-1/3} (1 - \kappa) \kappa^{-2/3} (p\sqrt{L})^{2/3} q^2 \right] \\ \times \sum_{n=1}^{\infty} \frac{\text{Ai}(u - \alpha_n) \text{Ai}(v - \alpha_n)}{[\text{Ai}'(-\alpha_n)]^2} \exp \left[-\alpha_n 2^{-1/3} \kappa^{1/3} (p\sqrt{L})^{2/3} \right]. \quad (38)$$

One recognizes the scaling variable $p\sqrt{L}$ in the Laplace space which implies that the scaling variable in the real space is, as expected, h_m/\sqrt{L} , and then we can write the scaling law

$$P^{\kappa}(h_m, L) = \frac{1}{\sqrt{L}} f^{\kappa} \left(\frac{h_m}{\sqrt{L}} \right), \quad (39)$$

where the Laplace transform of $f^{\kappa}(x)$ with respect to x is given by

$$\tilde{f}^{\kappa}(p) = p \sqrt{\frac{8}{\pi}} \int_0^{\infty} dq \int_0^{\infty} du \int_0^{\infty} dv \sin(qu) \sin(qv) \exp \left[-\frac{1}{2} (1 - \kappa) \left(\frac{\kappa}{2} \right)^{-2/3} p^{2/3} q^2 \right] \\ \times \sum_{n=1}^{\infty} \frac{\text{Ai}(u - \alpha_n) \text{Ai}(v - \alpha_n)}{(\text{Ai}'[-\alpha_n])^2} \exp \left[-\alpha_n 2^{-1/3} \kappa^{1/3} p^{2/3} \right]. \quad (40)$$

This formula can be written in the more compact form

$$\tilde{f}^{\kappa}(p) = \sqrt{\frac{8}{\pi}} \int_0^{\infty} dq \sum_{n=1}^{\infty} [F_n(q)]^2 p e^{-2^{-1/3} p^{2/3} (\alpha_n \kappa^{1/3} + (1-\kappa) \kappa^{-2/3} q^2)}, \quad (41)$$

with

$$F_n(q) = \int_0^{\infty} du \frac{\text{Ai}(u - \alpha_n)}{\text{Ai}'(-\alpha_n)} \sin(qu). \quad (42)$$

To invert the Laplace transform in Eq. (41) we will make use of the result found by Takacs in Ref. [18]

$$\mathcal{L}^{-1} \left[\sqrt{2\pi} p e^{-2^{-1/3} p^{2/3} \gamma_n} \right] (x) = \frac{2\sqrt{6}}{x^{10/3}} e^{-b_n/x^2} b_n^{2/3} U(-5/6, 4/3, b_n/x^2), \quad (43)$$

where $b_n = 2\gamma_n^3/27$ and $U(a, b, z)$ is the confluent hypergeometric function [17]. This yields here

$$f^{\kappa}(x) = \frac{4\sqrt{6}}{\pi} x^{-10/3} \int_0^{\infty} dq \sum_{n=1}^{\infty} [F_n(q)]^2 b_n(q, \kappa)^{2/3} e^{-b_n(q, \kappa)/x^2} \\ \times U(-5/6, 4/3, b_n(q, \kappa)/x^2). \quad (44)$$

where $b_n(q, \kappa) = \frac{2\kappa}{27} \left(\alpha_n + \frac{1-\kappa}{\kappa} q^2 \right)^3$. This class of distributions indexed by the real parameter $0 \leq \kappa \leq 1$ smoothly interpolates between the Rayleigh distribution for $\kappa \rightarrow 0$ and the Airy distribution when $\kappa \rightarrow 1$. This will be demonstrated analytically (in particular the behavior when $\kappa \rightarrow 0$ is not obvious on Eq. (44)) in the next section and numerically in section VI.

4. Recovering Rayleigh and Airy distributions

In this section, we show how $f^\kappa(x)$ yield back – as it should – the Rayleigh distribution (respectively the Airy distribution) in the limit $\kappa \rightarrow 0$ (respectively in the limit $\kappa \rightarrow 1$).

4.1. The limit $\kappa \rightarrow 0$ and the Rayleigh distribution

We first study the limit $\kappa \rightarrow 0$. From the definition of $h^\kappa(x)$ given in Eq. (9) one expects that it yields back the definition of $h^0(x)$, i.e. the relative height relative to $H(0)$ in Eq. (2). This is also rather obvious on the joint distribution in Eq. (20), together with $\tilde{Z}_\kappa \propto 1/\kappa L$, that it yields the joint distribution of a Brownian Bridge. Therefore one expects indeed that $f^\kappa(x)$ will converge to the Rayleigh distribution $f_{\text{Ray}}(x)$ in Eq. (8). However, this limit $\kappa \rightarrow 0$ in our formulae for $f^\kappa(x)$, or in its Laplace transform $\tilde{f}^\kappa(p)$, is not trivial. This is partially due to the fact that the computation of Rayleigh distribution has been performed in “direct” space while for the Airy distribution, the computation is more conveniently performed in Laplace variable. Indeed, one needs an identity about the behavior of the Airy propagator when the time difference tends to zero. In Appendix A.5, we show the identity (A.37) which we then use straightforwardly in Eq. (40) to compute the limit $\kappa \rightarrow 0$.

Indeed, from the Laplace transform of the scaling function in Eq. (40), one performs the change of variables $v' = (2p/\kappa)^{-1/3}v$, $u' = (2p/\kappa)^{-1/3}u$, and $q' = (2p/\kappa)^{1/3}q$, so that we have

$$\begin{aligned} \tilde{f}^\kappa(p) &= p \sqrt{\frac{8}{\pi}} \int_0^\infty dq' \int_0^\infty du' \int_0^\infty dv' \sin(q'u') \sin(q'v') \exp \left[-\frac{1}{2}(1-\kappa)q'^2 \right] \\ &\quad \times \left(\frac{2p}{\kappa} \right)^{1/3} \sum_{n=1}^{\infty} \frac{\text{Ai} \left[\left(\frac{2p}{\kappa} \right)^{1/3} u' - \alpha_n \right] \text{Ai} \left[\left(\frac{2p}{\kappa} \right)^{1/3} v' - \alpha_n \right]}{(\text{Ai}'[-\alpha_n])^2} e^{\alpha_n 2^{-1/3} \kappa^{1/3} p^{2/3}}. \end{aligned} \quad (45)$$

Now, the second line in that equation has a good limit when $\kappa \rightarrow 0$, as shown in appendix Appendix A.5. We then make use of the identity in Eq. (A.37) to obtain the limit $\kappa \rightarrow 0$ (with $u = u'$, $v = v'$, $q = q'$)

$$\begin{aligned} \lim_{\kappa \rightarrow 0} \tilde{f}^\kappa(p) &= p \sqrt{\frac{8}{\pi}} \int_0^\infty dq \int_0^\infty du \int_0^\infty dv \sin(qu) \sin(qv) \exp \left[-\frac{q^2}{2} \right] \times \delta(u-v) e^{-pu} \\ &= p \sqrt{\frac{8}{\pi}} \int_0^\infty du e^{-pu} \int_0^\infty dq \sin^2(qu) e^{-q^2/2} = \int_0^\infty du 4ue^{-2u^2} e^{-pu}. \end{aligned} \quad (46)$$

Now we recognize immediately the scaling function in real space, since $\tilde{f}^0(p) = \int_0^\infty du f^0(u) e^{-pu}$ such that:

$$\lim_{\kappa \rightarrow 0} f^\kappa(x) = f^0(x) = 4xe^{-2x^2}, \quad (47)$$

as expected.

4.2. The limit $\kappa \rightarrow 1$

The analysis of the limit $\kappa \rightarrow 1$ is straightforward and can be done directly on the expression of our scaling function $f^\kappa(x)$ in Eq. (44). In the limit $\kappa \rightarrow 1$ one has

$$\lim_{\kappa \rightarrow 1} b_n(q; \kappa) = b_n(q; 1) = b_n, \quad (48)$$

independently of q . Therefore the only dependence left in the integrand of Eq. (44) is contained in $F_n(q)$. It is straightforward to obtain the useful relation

$$\begin{aligned} \int_0^\infty dq [F_n(q)]^2 &= \int_0^\infty dq \int_0^\infty du \int_0^\infty dv \frac{\text{Ai}(u - \alpha_n)}{\text{Ai}'(-\alpha_n)} \sin(qu) \frac{\text{Ai}(v - \alpha_n)}{\text{Ai}'(-\alpha_n)} \sin(qv) \\ &= \frac{\pi}{2} \int_0^\infty du \left(\frac{\text{Ai}(u - \alpha_n)}{\text{Ai}'(-\alpha_n)} \right)^2 = \frac{\pi}{2}, \end{aligned} \quad (49)$$

where, we have used in the last line, the identity $\int_0^\infty du (\text{Ai}(u - \alpha_n))^2 = (\text{Ai}'(-\alpha_n))^2$. Using this relation (49) in the expression of $f^\kappa(x)$ we get

$$\lim_{\kappa \rightarrow 1} f^\kappa(x) = f_{\text{Airy}}(x) = 2\sqrt{6} x^{-10/3} \sum_{n=1}^\infty b_n^{2/3} e^{-b_n/x^2} U(-5/6, 4/3, b_n/x^2), \quad (50)$$

which is the Airy distribution function.

5. Some properties of the distribution $f^\kappa(x)$.

In this section, we derive some properties of the distribution $f^\kappa(x)$.

5.1. Asymptotic limit of the scaling function

In this subsection, we study the asymptotic limit of the scaling function when $x \ll 1$, which corresponds to $h_m \ll L$. One main difference between Rayleigh and Airy distributions is the singularity of the latter for $x = 0$. The Rayleigh distribution is perfectly analytic when $x \rightarrow 0$ ($\sim x$), in contrast to the Airy distribution which exhibits an essential singularity $f_{\text{Airy}} \sim x^{-5} e^{-2\alpha_1^3/27x^2}$, see Eq. (7). Here we show that $f^\kappa(x)$ exhibits an intermediate behavior with an essential singularity when $x \rightarrow 0$ (see Eq. (53) below).

We start with the expression for $f^\kappa(x)$ given in Eq. (44) which we recall here

$$\begin{aligned} f^\kappa(x) &= \frac{4\sqrt{6}}{\pi} x^{-10/3} \int_0^\infty dq \sum_{n=1}^\infty [F_n(q)]^2 b_n(q, \kappa)^{2/3} e^{-b_n(q, \kappa)/x^2} \\ &U(-5/6, 4/3, b_n(q, \kappa)/x^2). \end{aligned} \quad (51)$$

that we want to analyse in the asymptotic limit $x \rightarrow 0$. To this purpose, we perform a change of variable $q = x\tilde{q}$ such that $b_n(x\tilde{q}, \kappa)/x^2$ has the following small x expansion

$$\frac{b_n(x\tilde{q}, \kappa)}{x^2} = \frac{2\kappa\alpha_n}{27x^2} + \frac{6\alpha_n^2(1-\kappa)\tilde{q}^2}{27\kappa} + \mathcal{O}(x^2), \quad (52)$$

so that, due to the exponential factor $\exp(-b_n(x\tilde{q}, \kappa)/x^2)$ in Eq. (51), only the term with $n = 1$ can be retained in sum over n . Besides, using that $U(-5/6, 4/3, y) \sim y^{5/6}$ for $y \gg 1$, [17] we have

$$f^\kappa(x) \approx \sqrt{\frac{2}{9\pi}} \alpha_1^{3/2} [\chi(\alpha_1)]^2 \left(\frac{\kappa}{1-\kappa} \right)^{3/2} x^{-2} \exp \left[-\frac{2\alpha_1^3}{27} \frac{\kappa}{x^2} \right], \quad (53)$$

with $\chi(\alpha_1) = \int_0^\infty du u \text{Ai}(u - \alpha_1) / \text{Ai}'(-\alpha_1) = 1.8173\dots$ where we have used the small argument behavior of $F_1(q)$ given in Eq. (42) $F_1(x\tilde{q}) = \chi(\alpha_1)(x\tilde{q}) + \mathcal{O}(x^2)$. Of course, such formula is only valid for $0 < \kappa < 1$ strictly. One sees on this expression (53) that this probability is exponentially small as soon as $h_m \ll \sqrt{\kappa L}$. This behavior might be qualitatively understood by noticing that the configurations for which $h_m \ll \sqrt{\kappa L}$ are actually essentially *flat* on the interval $[0, \kappa L]$.

A comparison between this asymptotic behavior in Eq. (53) and the small argument behavior of the Rayleigh distribution (8) suggests that there exists a scaling regime $x \rightarrow 0$, $\kappa \rightarrow 0$ keeping the ratio $x/\sqrt{\kappa}$ fixed such that

$$f^\kappa(x) \propto x g \left(\frac{x}{\sqrt{\kappa}} \right), \quad (54)$$

with the scaling function

$$g(u) \sim \begin{cases} \text{constant} & \text{when } u \rightarrow \infty, \\ u^{-3} \exp \left(-\frac{2\alpha_1^3}{27} \frac{1}{u^2} \right) & \text{when } u \rightarrow 0. \end{cases} \quad (55)$$

The limit $u \rightarrow \infty$ means that, for x small but fixed, we take formally $\kappa \rightarrow 0$, and then we recover the asymptotic behavior of the Rayleigh distribution. On the other hand for $u \rightarrow 0$ we keep x much smaller than κ (actually $x \ll \sqrt{\kappa}$ as done previously), and one recovers the result above (53). Similarly, a comparison between the behavior in Eq. (7) and Eq. (53) suggests that there also exists a scaling regime where $x \rightarrow 0$ and $(1-\kappa) \rightarrow 0$ keeping $x/\sqrt{1-\kappa}$ fixed such that

$$f^\kappa(x) \propto x^{-5} \exp \left(-\frac{2\alpha_1^3}{27} \frac{\kappa}{x^2} \right) h \left(\frac{x}{\sqrt{1-\kappa}} \right), \quad (56)$$

where the scaling function $h(v)$ has asymptotic behaviors

$$h(v) \sim \begin{cases} \text{constant} & \text{when } v \rightarrow \infty, \\ v^3 & \text{when } v \rightarrow 0. \end{cases} \quad (57)$$

Again $v \rightarrow \infty$ means that we keep x fixed, but small, and we take $\kappa \rightarrow 1$, thus we recover the asymptotic behavior of the Airy distribution. When $v \rightarrow 0$, we look at the region where $x \ll \sqrt{1-\kappa} \ll 1$, thus recovering the behavior obtained above (53).

5.2. Moments of the distribution.

If one denotes the moments of $f^\kappa(x)$ as $M_n^\kappa = \int_0^\infty dx x^n f^\kappa(x)$, it is straightforward to show that, for the Rayleigh distribution, $M_n^{\kappa=0} = 2^{-n/2} \Gamma(1 + n/2)$. On the other hand, the computation of the moments of the Airy distribution $M_n^{\kappa=1}$ is highly non trivial. In Ref. [18], Takacs found a recursive method to compute them and recently, M.J. Kearney *et al.* found an explicit integral representation of these moments as [23]

$$M_n^1 = \frac{4\sqrt{\pi n!}}{\Gamma(\frac{3n-1}{2})2^{\frac{n}{2}}} K_n, \quad K_n = \frac{3}{4\pi^2} \int_0^\infty \frac{z^{\frac{3(n-1)}{2}}}{\text{Ai}^2(z) + \text{Bi}^2(z)} dz, \quad (58)$$

where $\text{Ai}(z)$ and $\text{Bi}(z)$ are the two linearly independent solutions of Airy's differential equation $y''(z) - zy(z) = 0$.

The computation of the moments M_n^κ for arbitrary κ seems to be highly complicated and we have been able to compute only the first one $M_1^\kappa = \int_0^\infty x f^\kappa(x) dx$. Indeed, permuting the integral over x and the integral over q together with the discrete sum over n and then performing the change of variable $x \rightarrow x\sqrt{b_n(q, \kappa)}$ one obtains that M_1^κ is actually independent of κ , yielding

$$M_1^\kappa = \frac{1}{2} \sqrt{\frac{\pi}{2}}, \quad \forall \kappa \in [0, 1]. \quad (59)$$

6. Numerical results

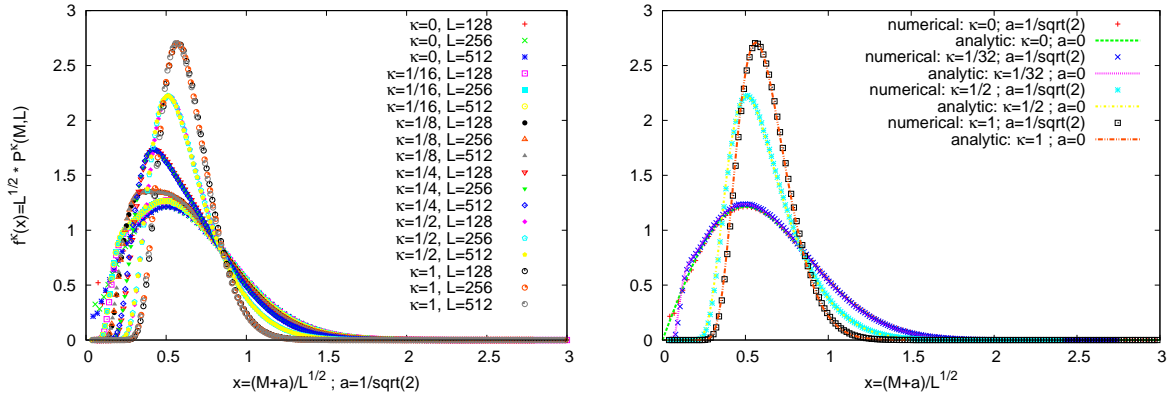


Figure 2. Left : Test of the scaling relation with numerical plots. From the raw histogram $P_{\text{num}}^\kappa(h_m, L)$, we draw as co-ordinate $x = (h_m + a)/\sqrt{L}$, with $a = 1/\sqrt{2}$ and as ordinate $f^\kappa(x) = \sqrt{L}P_{\text{num}}^\kappa(h_m, L)$. Histograms with different L but same κ collapse in the same curve, which proves the scaling relation. **Right :** Test of the analytic result. The dots are the numerical simulations (where we use the ‘translation’ parameter a) and the curves represents numerical computations of the analytic function with the help of Mathematica.

We have compared our analytical results with numerical simulations. To generate the configurations of the interface distributed according to the Gibbs-Boltzmann weight $P_{\text{st}} \propto \exp(-\mathcal{H})$ with \mathcal{H} given in Eq. (1), one could of course use standard Monte Carlo

method. However, this suffers from critical slowing down (with dynamical exponent $z = 2$) and this is not very efficient. Instead, as in Ref. [24], one can use the property that the process defined by this statistical weight Eq. (1) together with periodic boundary conditions is a Brownian bridge. To generate it, one first generates numerically an ordinary Brownian motion $B_0 = 0$ and $B_i = B_{i-1} + \eta_i$ where η_i 's are independent and identically distributed (i.i.d.) random variables drawn from a distribution $\text{Proba}(\eta = x) = g(x)$. One can then generate a Brownian Bridge through the relation $H_i = B_i - (i/L)B_L$, which ensures pbc. One can show that this procedure yields the correct statistical weight for large system size L (when $g(x)$ is a Gaussian, this procedure is exact for all L). The relative height is simply $h_i^\kappa = H_i - \frac{1}{\kappa L} \sum_{j=1}^{\kappa L} H_j$ and the distribution of $h_m = \max_{0 \leq i \leq L} h_i^\kappa$ is then computed for different system sizes $L = 128, 256, 512$ by averaging over 10^7 samples. From the raw histograms representing $P_{\text{num}}^\kappa(h_m, L)$, for a given L , we want to extract the scaling function $f_{\text{num}}^\kappa(x)$ to first check that the data for different sizes L , with κ fixed, satisfy the scaling form that we have obtained analytically in Eq. (39). If we plot directly $\sqrt{L}P_{\text{num}}^\kappa(h_m, L)$ and as a function of $x = h_m/\sqrt{L}$, one can observe some finite size corrections to this scaling form.

These finite size effects can be understood using the analysis done in Ref. [12] where the first finite size corrections to the Airy distribution were computed (see also the discussion in Ref. [25]). There it was found that

$$P_{\text{discrete}}^1(h_m, L) = \frac{1}{\sqrt{L}} \left(f^1 \left(\frac{h_m}{\sqrt{L}} \right) + \frac{a}{\sqrt{L}} f^{1'} \left(\frac{h_m}{\sqrt{L}} \right) + \mathcal{O}(L^{-1}) \right) \quad (60)$$

where a is the non-universal constant (that depends on the details of the Hamiltonian), and $f^1 = f_{\text{Airy}}$ the Airy distribution function. This first correction can be resummed as

$$P_{\text{discrete}}^1(h_m, L) = \frac{1}{\sqrt{L}} \left(f^1 \left(\frac{h_m + a}{\sqrt{L}} \right) + \mathcal{O}(L^{-1}) \right), \quad (61)$$

which is a good trick to get rid of the leading finite size effects. Following this exact result for $\kappa = 1$ (61), we thus plot on Fig. 2 (left) $\sqrt{L}P_{\text{num}}^\kappa(h_m, L)$ as a function of $x = (h_m + a)/\sqrt{L}$ with $a = 1/\sqrt{2}$ for all κ and observe a very good collapse of curves for different L . In Fig. 2 (right), we show a comparison between $\sqrt{L}P_{\text{num}}^\kappa(h_m, L)$ and our analytical predictions in Eq. (44) evaluated with Mathematica for different values of $\kappa = 0, 1/32, 1/2$ and $\kappa = 1$. The very good agreement between analytics and numerics is obtained here via a single ‘‘fitting’’ parameter $a = 1/\sqrt{2}$ for all values of κ , adjusted to take into account finite size corrections (61).

7. Truncated area under brownian excursion

In this last section we explore further the connections between the distribution of the MRH for arbitrary κ and the distribution of areas below constrained Brownian motions [20]. Indeed, for $\kappa = 1$, it was shown in Ref. [7, 8], that $f^1(x)$ describes the distribution of the area under a Brownian excursion on a unit interval. Here we consider a Brownian excursion, *i.e.* a Brownian path $\{x(\tau), 0 \leq \tau \leq T\}$ starting and ending at the origin

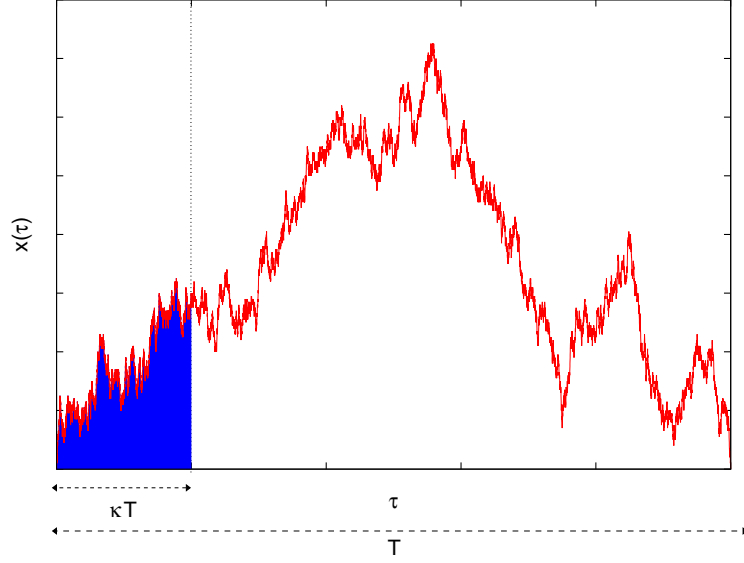


Figure 3. Truncated area (in blue) under a realization of a Brownian excursion (in red).

$x(0) = x(T) = 0$ and which stays positive in-between $\forall \tau \in]0, T[$, $x(\tau) > 0$ and consider the random variable $\mathcal{A}_\kappa = \int_0^{\kappa T} x(\tau) d\tau$, which we call the *truncated area* (see Fig. 3). We compute its distribution, which can be obtained by a similar calculation as shown above.

We start with the joint distribution of positions of the brownian excursion

$$\begin{aligned} P[x(\tau)] &= \lim_{\epsilon \rightarrow 0} \frac{1}{\mathcal{Z}(\epsilon)} e^{-\frac{1}{2} \int_0^T (\partial_\tau x)^2 d\tau} \delta(x(0) - x(T)) \delta(x(0) - \epsilon) \prod_{0 \leq \tau \leq T} \theta(x(\tau)) \\ &= \lim_{\epsilon \rightarrow 0} \frac{1}{\mathcal{Z}(\epsilon)} e^{-\int_0^T d\tau \left\{ \frac{1}{2} (\partial_\tau x)^2 + V_0(x(\tau)) \right\}} \delta(x(0) - x(T)) \delta(x(0) - \epsilon), \end{aligned} \quad (62)$$

where ϵ is a regularization parameter which is needed because of the non-smoothness of the Brownian path (see Ref. [7, 8]) and $\mathcal{Z}(\epsilon)$ is the normalization constant

$$\mathcal{Z}(\epsilon) = \int_{x(0)=\epsilon}^{x(T)=\epsilon} \mathcal{D}x(\tau) e^{-\int_0^T d\tau \left\{ \frac{1}{2} (\partial_\tau x)^2 + V_0(x(\tau)) \right\}} = G_0(\epsilon, T | \epsilon, 0), \quad (63)$$

where $G_0(b, t_b | a, t_a)$ is the propagator of the free particle with a wall in $x = 0$ (35). The distribution of the truncated area $\int_0^{\kappa T} x(\tau) d\tau$, for the Brownian excursion $\{x(\tau), 0 \leq \tau \leq T\}$ is then

$$P(\mathcal{A}_\kappa, T) = \text{Prob} \left(\int_0^{\kappa T} x(\tau) d\tau = A_\kappa \right) = \left\langle \delta \left(A_\kappa - \int_0^{\kappa T} x(\tau) d\tau \right) \right\rangle, \quad (64)$$

where the mean value is taken respectively to the distribution of excursions $P[x(\tau)]$. We

have

$$P(\mathcal{A}_\kappa, T) = \lim_{\epsilon \rightarrow 0} \frac{\int_{x(0)=\epsilon}^{x(T)=\epsilon} \mathcal{D}x(\tau) \delta \left(A_\kappa - \int_0^T x(\tau) d\tau \right) e^{-\int_0^T d\tau \left\{ \frac{1}{2}(\partial_\tau x)^2 + V_0(x(\tau)) \right\}}}{\int_{x(0)=\epsilon}^{x(T)=\epsilon} \mathcal{D}x(\tau) e^{-\int_0^T d\tau \left\{ \frac{1}{2}(\partial_\tau x)^2 + V_0(x(\tau)) \right\}}}. \quad (65)$$

We now take a Laplace transform with respect to \mathcal{A}_κ , which is a positive quantity. So we have

$$\tilde{P}(p, T) = \int_0^\infty d\mathcal{A}_\kappa P(\mathcal{A}_\kappa, T) e^{-p\mathcal{A}_\kappa} \quad (66)$$

$$= \lim_{\epsilon \rightarrow 0} \frac{\int_{x(0)=\epsilon}^{x(T)=\epsilon} \mathcal{D}x(\tau) e^{-\int_0^T d\tau \left\{ \frac{1}{2}(\partial_\tau x)^2 + V_0(x(\tau)) \right\}} e^{-p \int_0^T d\tau x(\tau)}}{G_0(\epsilon, T | \epsilon, 0)} \quad (67)$$

By similar techniques, one can identify a convolution of propagators. Expanding numerator and denominator in powers of the regulator ϵ , one finds that the lowest order is ϵ^2 for the numerator and the denominator. Taking the limit $\epsilon \rightarrow 0$, one finds that the distribution of the truncated area obeys the following scaling form

$$P(\mathcal{A}_\kappa, T) = \frac{1}{(\kappa T)^{3/2}} w^\kappa \left(\frac{\mathcal{A}_\kappa}{(\kappa T)^{3/2}} \right), \quad (68)$$

with the scaling function, parameterized by κ , given by

$$w^\kappa(x) = \frac{4\sqrt{6}}{\pi} x^{-10/3} \int_0^\infty dq \sum_{n=1}^\infty [q F_n(q)] \left(\frac{b_n(q, \kappa)}{\kappa} \right)^{2/3} e^{-b_n(q, \kappa)/(\kappa x^2)} U(-5/6, 4/3, b_n(q, \kappa)/(\kappa x^2)), \quad (69)$$

with the same coefficient $b_n(q, \kappa)$ as in Eq. (44) and $F_n(q)$ defined in Eq 42.. We can check easily that the scaling function $w^\kappa(x)$ converges to the Airy distribution function as $\kappa \rightarrow 1$, as shown in Refs [7, 8]. However, for $\kappa \neq 1$ these two distributions $f^\kappa(x)$ and $w^\kappa(x)$ are different, albeit having similar expressions.

8. Conclusion

To conclude, we have introduced an alternative definition of the relative height $h^\kappa(x)$ of an elastic one-dimensional interface with pbc, indexed by a real $\kappa \in [0, 1]$, which interpolates smoothly between the height relative to the initial value when $\kappa \rightarrow 0$ and the height relative to the spatial average value for $\kappa \rightarrow 1$. We have obtained, using path-integral techniques, the exact distribution of the maximal relative height $f^\kappa(x)$ which interpolates between the well known Rayleigh ($\kappa = 0$) and Airy ($\kappa = 1$) distribution (see Fig. 1). This thus constitutes one new family, parameterized by κ , of strongly correlated variables where such analytical calculations can be done. Although our calculations have been done for a continuum model (1), the arguments presented in Ref. [12], based on the Central Limit Theorem, show that our results actually hold in the limit of large system

size, for a wide class of lattice models of interfaces $\mathcal{H} = \sum_i |H_i - H_{i+1}|^p$ with arbitrary p and in that sense this distribution $f^\kappa(x)$ in Eq. (44) is *universal*. Finally we have shown that the method employed here to compute this distribution can be used to compute the distribution of the truncated area \mathcal{A}_κ (see Fig. 3) under a Brownian excursion.

Appendix A. Quantum mechanics problems

In our path integral calculations of distribution of MRH, we have to deal with simple one dimensional quantum mechanics problem. This appendix summarizes the results used in the main text.

Appendix A.1. Free particle

Let us consider a free particle in one dimension. The Hamiltonian is:

$$H_{\text{free}} = -\frac{1}{2} \frac{d^2}{dx^2}. \quad (\text{A.1})$$

The solution of the Schrödinger equation are the planes waves:

$$\varphi_k(x) = \frac{1}{\sqrt{2\pi}} e^{ikx}, \quad (\text{A.2})$$

with $-\infty < k < +\infty$. The associated energy to φ_k is $E_k = k^2/2$. The calculation of the propagator is done by decomposing onto the eigenbasis:

$$\begin{aligned} G_{\text{free}}(y, t|x, s) &= \langle y | e^{-(t-s)H_{\text{free}}} | x \rangle \\ &= \int_{-\infty}^{+\infty} dk \varphi_k^*(y) \varphi_k(x) e^{-(t-s)k^2/2} \\ &= \frac{1}{\sqrt{2\pi(t-s)}} \exp\left(-\frac{(y-x)^2}{2(t-s)}\right) \end{aligned} \quad (\text{A.3})$$

Another way of doing it is to follow Feynman's prescription [26]: if the lagrangian is a quadratic form of its variables, then the propagator is proportional to the exponential of minus the classical action joining the two points in space-time. Moreover, if the lagrangian does not depend explicitly on time, the constant of proportionality is simply a function of the difference of the two times:

$$G(y, t|x, s) = F(t-s) \exp(-S[x_{\text{classical}}(\tau)]). \quad (\text{A.4})$$

When we are in imaginary time, because we are dealing directly with probabilities, the function $F(t-s)$ can be obtained by normalization. For the example of the free particle, the action is:

$$S[x(\tau)] = \int_s^t d\tau \frac{1}{2} \left(\frac{dx(\tau)}{d\tau} \right)^2, \quad (\text{A.5})$$

and the solution of the Euler-Lagrange equation between (x, s) and (y, t) is

$$x_{\text{classical}}(\tau) = \frac{y-x}{t-s}(\tau-s) + x. \quad (\text{A.6})$$

Inserting it into the action, we recover directly the free propagator (A.3), by imposing the normalization

$$\int_{-\infty}^{+\infty} dy G(y, t|x, s) = 1. \quad (\text{A.7})$$

Appendix A.2. Free particle with a wall

We impose that some region of space cannot be visited by the particle, for example, we want to keep our particle in the positive region $x > 0$. To do this, we put a potential

$$V_0(x) = \begin{cases} +\infty & \text{if } x < 0 \text{ ,} \\ 0 & \text{if } x > 0 \text{ .} \end{cases} \quad (\text{A.8})$$

The solution of the associated Schrödinger equation is

$$\varphi_k(x) = \sqrt{\frac{2}{\pi}} \sin(kx), \quad (\text{A.9})$$

with $0 < k < +\infty$, for $x > 0$, and $\varphi_k(x) = 0$ for $x < 0$. Now the normalization constant is found directly from what we impose on the free particle solution (the only freedom is the phase of the solution, who is unphysical). The associated energy is $k^2/2$.

If the particle is constrained to stay below some value M , then

$$\varphi_k(x) = \sqrt{\frac{2}{\pi}} \sin(k(M - x)), \quad (\text{A.10})$$

with $0 < k < +\infty$, for $x < M$ and $\varphi_k(x) = 0$ for $x > M$.

Let us compute the propagator when the wall is in $x = 0$:

$$G_0(y, t|x, s) = \int_0^{+\infty} dk \frac{2}{\pi} \sin(ky) \sin(kx) e^{-(t-s)k^2/2} \quad (\text{A.11})$$

$$= \frac{1}{\sqrt{2\pi(t-s)}} \left(e^{-\frac{(y-x)^2}{2(t-s)}} - e^{-\frac{(y+x)^2}{2(t-s)}} \right). \quad (\text{A.12})$$

The asymptotic form, when $t \rightarrow s$, of this propagator is just

$$\lim_{t \rightarrow s} G_0(y, t|x, s) = \delta(y - x) - \delta(y + x). \quad (\text{A.13})$$

Appendix A.3. Particle in a box

The Hamiltonian is

$$H_{0,M} = -\frac{1}{2} \frac{d^2}{dx^2} + V_{0,M}(x), \quad (\text{A.14})$$

with the box potential

$$V_{0,M}(x) = \begin{cases} +\infty & \text{if } x < 0 \text{ ,} \\ 0 & \text{if } 0 < x < M \text{ ,} \\ +\infty & \text{if } x > M \text{ .} \end{cases} \quad (\text{A.15})$$

The solution is indexed by a positive integer $n = 1, 2, \dots$

$$\psi_n(x) = \sqrt{\frac{2}{M}} \sin\left(\frac{n\pi}{M}x\right) \quad (\text{A.16})$$

with energy $E_n = n^2\pi^2/(2M^2)$ and the propagator is

$$G_{0,M}(y, t|x, s) = \sum_{n=1}^{+\infty} \frac{2}{M} \sin\left(\frac{n\pi}{M}y\right) \sin\left(\frac{n\pi}{M}x\right) \exp\left(- (t-s) \frac{n^2\pi^2}{2M^2}\right). \quad (\text{A.17})$$

Appendix A.4. Linear potential and a wall: Airy potential

The name ‘Airy potential’ is used for conveniency, and like in the main text, we use in this subsection the index ‘Airy’ for all quantity referred to the quantum mechanical problem of a particle in the potential

$$V_{\text{Airy}}(x) = \begin{cases} +\infty & \text{if } -\infty < x < 0, \\ \lambda x & \text{if } 0 < x < +\infty, \end{cases} \quad (\text{A.18})$$

where λ is a real positive parameter. We want to solve the stationary Schrödinger equation

$$H_{\text{Airy}}\psi_n(x) = -\frac{1}{2} \frac{d^2\psi_n}{dx^2}(x) + V_{\text{Airy}}(x) \psi_n(x) = E_n \psi_n(x), \quad (\text{A.19})$$

Because of the confining potential, we already know that the energy spectrum will be discrete, thus we use an integer n index. For $x > 0$, one can re-write this equation

$$\psi_n''(x) - 2\lambda \left(x - \frac{E_n}{\lambda}\right) \psi_n(x) = 0. \quad (\text{A.20})$$

Putting $\psi_n(x) = \chi(x - E_n/\lambda)$, then $\chi(y) = \varphi((2\lambda)^{1/3}y)$, one obtains

$$\varphi''(u) - u \varphi(u) = 0, \quad (\text{A.21})$$

which is solved by the Airy functions ($\text{Ai}(x)$ and $\text{Bi}(x)$). That explains the name ‘Airy’ used since the beginning. We eliminate $\text{Bi}(x)$ because the wave function need to tend to zero when $x \rightarrow \infty$. The solutions are of the form $\psi_n(x) = (1/K)\text{Ai}((2\lambda)^{1/3}(x - E_n/\lambda))$ with K a normalization constant. The energy levels are determined by the condition that the wave function vanishes in $x = 0$. They are then relied to the zeros $-\alpha_n$ of the Airy function $\text{Ai}(x)$ on the negative axis ($\alpha_n > 0$):

$$\text{Ai}\left(-\frac{2^{1/3}}{\lambda^{2/3}} E_n\right) = 0 \quad \Rightarrow \quad E_n = \alpha_n 2^{-1/3} \lambda^{2/3} \quad (n = 1, 2, \dots). \quad (\text{A.22})$$

The normalized wave functions are:

$$\begin{aligned} \psi_n(x) &= \frac{\text{Ai}[(2\lambda)^{1/3}x - \alpha_n]}{\sqrt{\int_0^\infty \text{Ai}^2[(2\lambda)^{1/3}y - \alpha_n] dy}} \\ &= \frac{\text{Ai}[(2\lambda)^{1/3}x - \alpha_n]}{\sqrt{(2\lambda)^{-1/3} (\text{Ai}'[-\alpha_n])^2}}, \end{aligned} \quad (\text{A.23})$$

where from the first to the second line, we have just modified the expression of the normalization constant, using the property that $\int_{-\alpha_n}^{\infty} \text{Ai}^2(z) dz = (\text{Ai}'(-\alpha_n))^2$. Let us compute the propagator of the particle in such a potential.

$$\begin{aligned} G_{\text{Airy}}(y, t|x, s) &= \langle y | e^{-(t-s)H_{\text{Airy}}} | x \rangle \\ &= \sum_{n=1}^{\infty} \psi_n^*(y) \psi_n(x) e^{-(t-s)E_n} \\ &= \sum_{n=1}^{\infty} \frac{\text{Ai}[(2\lambda)^{1/3}y - \alpha_n]}{\sqrt{(2\lambda)^{-1/3}(\text{Ai}'[-\alpha_n])^2}} \frac{\text{Ai}[(2\lambda)^{1/3}x - \alpha_n]}{\sqrt{(2\lambda)^{-1/3}(\text{Ai}'[-\alpha_n])^2}} e^{-(t-s)\alpha_n 2^{-1/3}\lambda^{2/3}}. \end{aligned} \quad (\text{A.24})$$

The general form of the Airy propagator, for the potential $V_{\text{Airy}}(x) = V_0(x) + \lambda x$, is

$$G_{\text{Airy}}(y, t|x, s) = (2\lambda)^{1/3} \sum_{n=1}^{\infty} \frac{\text{Ai}[(2\lambda)^{1/3}y - \alpha_n] \text{Ai}[(2\lambda)^{1/3}x - \alpha_n]}{(\text{Ai}'[-\alpha_n])^2} e^{-\alpha_n(t-s)2^{-1/3}\lambda^{2/3}}. \quad (\text{A.25})$$

Appendix A.5. Linear potential and asymptotic form of the Airy propagator

For the purpose of the main text, we have to obtain the asymptotic form of the Airy propagator in Eq. (A.25) when $|t-s| \rightarrow 0$. Here, we consider the simple case of the linear potential (constant force), we compute exactly the propagator and then we take the limit, showing that this is equivalent to taking the limit of the Airy problem. First, the action reads, between (x, s) and (y, t) along the path $x(\tau)$:

$$S[x(\tau)] = \int_s^t d\tau \left\{ \frac{1}{2} \left(\frac{dx(\tau)}{d\tau} \right)^2 + \lambda x(\tau) \right\}. \quad (\text{A.26})$$

Because the Lagrangian is a quadratic form in its variables $(x(\tau), \dot{x}(\tau))$, we know that the propagator is of the form

$$G_{\text{lin}}(y, t|x, s) = F(t-s) e^{-S[x_{\text{classical}}(\tau)]}, \quad (\text{A.27})$$

where $x_{\text{classical}}(\tau)$ is the classical path between (x, s) and (y, t) . Without loss of generality because of time translation invariance, let us take $s = 0$. The classical path is

$$x_{\text{classical}}(\tau) = \frac{1}{2}\lambda\tau^2 + \left\{ (y-x) - \frac{1}{2}\lambda t^2 \right\} \frac{\tau}{t} + x. \quad (\text{A.28})$$

The action, computed along the classical path, is then

$$S[x_{\text{classical}}(\tau)] = -\frac{1}{24}\lambda^2 t^3 + \frac{(y-x)^2}{2t} + \frac{1}{2}\lambda t(x+y) \quad (\text{A.29})$$

Because we are dealing directly with probabilities, we can compute the function $F(t)$ by the normalization condition

$$\int_{-\infty}^{+\infty} dy G_{\text{lin}}(y, t|x, 0) = 1. \quad (\text{A.30})$$

Thus we obtain

$$G_{\text{lin}}(y, t|x, s) = \frac{1}{\sqrt{2\pi(t-s)}} \exp \left(-\frac{\lambda(t-s)^3}{8} - \frac{(y-x)^2}{2(t-s)} - \frac{\lambda(t-s)}{2}(x+y) \right). \quad (\text{A.31})$$

For an infinitesimal difference in time, *i.e.* for $t = s + \epsilon$, we have

$$G_{\text{lin}}(y, s + \epsilon | x, s) = \frac{1}{\sqrt{2\pi\epsilon}} \exp\left(-\frac{\lambda^2\epsilon^3}{8} - \frac{(y-x)^2}{2\epsilon} - \frac{\lambda\epsilon}{2}(x+y)\right). \quad (\text{A.32})$$

Here, let's remark that λ can have a dependence in the time difference ϵ (which can have any value at this stage). That's not introducing any dangerous time-dependence: we give a linear potential $\lambda(\epsilon)x$ for the particle at point x , with a slope given by any function of ϵ , and we ask what is the probability of finding at certain point y at time $t = s + \epsilon$, given that the particle started at point x at time s . However, we see in the previous formula that the expression of the propagator becomes ill-defined when $\epsilon \rightarrow 0$ as soon as $\lambda(\epsilon) \propto \epsilon^{-(1+\alpha)}$, with $\alpha > 0$.

Now let us take $\lambda = p/\epsilon$, with p a fixed positive number. We have at leading order in $\epsilon \ll 1$

$$G_{\text{lin}}(y, s + \epsilon | x, s) = \frac{1}{\sqrt{2\pi\epsilon}} \exp\left(-\frac{(y-x)^2}{2\epsilon} - \frac{p}{2}(x+y)\right) + \mathcal{O}(\epsilon^{1/2}). \quad (\text{A.33})$$

The limit $\epsilon \rightarrow 0$ can be taken in formula (A.32), and one obtains

$$\lim_{\epsilon \rightarrow 0} G_{\text{lin}}(y, s + \epsilon | x, s) = \delta(y-x) e^{-px}. \quad (\text{A.34})$$

The difference between the linear propagator and the Airy propagator is that there is in the latter a wall in $x = 0$. But if we have to take the Airy propagator between two infinitesimally close points, the particle, placed in $x > 0$ does not have the time to feel the wall. Indeed, for a time ϵ , the Brownian particle will explore a space region of order $\epsilon^{1/2}$. So, as close as we are from the wall, we can choose an ϵ small enough not to feel the wall. In this limit, the Airy propagator is equivalent to the linear propagator, that is, for $t = s + \epsilon$,

$$\lim_{\epsilon \rightarrow 0} G_{\text{Airy}}(y, s + \epsilon | x, s) = \lim_{\epsilon \rightarrow 0} G_{\text{lin}}(y, s + \epsilon | x, s), \quad (\text{A.35})$$

for the same expression for the linear part of the potential. With the potential $V_{\text{Airy}}(x) = V_0(x) + \frac{p}{\epsilon}x$, we thus have

$$\lim_{\epsilon \rightarrow 0} G_{\text{Airy}}(y, s + \epsilon | x, s) = \delta(y-x) e^{-px}. \quad (\text{A.36})$$

Explicitely, this yields the identity

$$\lim_{\epsilon \rightarrow 0} \left(\frac{2p}{\epsilon}\right)^{1/3} \sum_{n=1}^{\infty} \frac{\text{Ai}\left[\left(\frac{2p}{\epsilon}\right)^{1/3} y - \alpha_n\right] \text{Ai}\left[\left(\frac{2p}{\epsilon}\right)^{1/3} x - \alpha_n\right]}{(\text{Ai}'[-\alpha_n])^2} e^{-\alpha_n 2^{-1/3} \epsilon^{1/3} p^{2/3}} = \delta(y-x) e^{-px}. \quad (\text{A.37})$$

Appendix B. Another calculation of the normalization constant \tilde{Z}_κ

In this paragraph, we compute the normalization constant \tilde{Z}_κ involved in Section 3 using the Random Acceleration Process, which is described by the stochastic equation of motion $\ddot{x}(t) = \zeta(t)$ where ζ is Gaussian white noise. From the joint distribution of heights $P[\{h^\kappa\}]$, one can determine the marginal distribution of one height, say $h^\kappa(x_0)$,

for a particular x_0 . The joint distribution of the heights is Gaussian and therefore the marginal distribution of a single height must be Gaussian (by virtue of the central limit theorem). One simple way to compute \tilde{Z}_κ is to consider the marginal distribution of $h^\kappa(\kappa L)$: let us call $p(v) = \text{Prob}(h^\kappa(\kappa L) = v)$ this probability. $p(v)$ is a centered Gaussian with a variance σ^2 which we now determine.

Integrating the joint distribution $P[\{h^\kappa\}]$ over all paths (bridges, *i.e.* with pbc) such that $h^\kappa(0) = h^\kappa(L) = u$ for $u \in]-\infty, \infty[$, and keeping $h^\kappa(\kappa L) = v$ fixed, one recovers $p(v)$:

$$p(v) = \int_{-\infty}^{+\infty} du \int_{h^\kappa(0)=u}^{h^\kappa(L)=u} \mathcal{D}h^\kappa(x) P[\{h^\kappa\}] \delta(h^\kappa(\kappa L) - v) = \frac{1}{\sqrt{2\pi\sigma^2}} e^{-v^2/(2\sigma^2)}. \quad (\text{B.1})$$

The path integral in this last expression (B.1) reads explicitly:

$$p(v) = \frac{1}{\tilde{Z}_\kappa} \int_{-\infty}^{+\infty} du \int_{h^\kappa(0)=u}^{h^\kappa(L)=u} \mathcal{D}h^\kappa(x) e^{-\frac{1}{2}[\int_0^{\kappa L} dx (\partial_x h^\kappa)^2 + \int_{\kappa L}^L dx (\partial_x h^\kappa)^2]} \\ \times \delta\left(\int_0^{\kappa L} h^\kappa(x) dx\right) \delta(h^\kappa(\kappa L) - v).$$

As $h^\kappa(\kappa L) = v$ is fixed, and because the process is Markovian, one can cut the whole path integral into two independent blocks : one for the time interval $[0, \kappa L]$ and one for the interval $[\kappa L, L]$. This yields

$$p(v) = \frac{1}{\tilde{Z}_\kappa} \int_{-\infty}^{+\infty} du \int_{h^\kappa(\kappa L)=v}^{h^\kappa(L)=u} \mathcal{D}h^\kappa(x) e^{-\frac{1}{2} \int_{\kappa L}^L dx (\partial_x h^\kappa)^2} \\ \times \int_{h^\kappa(0)=u}^{h^\kappa(\kappa L)=v} \mathcal{D}h^\kappa(x) e^{-\frac{1}{2} \int_0^{\kappa L} dx (\partial_x h^\kappa)^2} \delta\left(\int_0^{\kappa L} h^\kappa(x) dx\right) \quad (\text{B.2})$$

The block for $[\kappa L, L]$ is simply the propagator of the free Brownian motion, but the path integral for $[0, \kappa L]$ contains an additional delta function, which constraint the Brownian trajectories to have a null area. In the latter, let us write $r(x) = \int_0^x h^\kappa(x') dx'$, so that $h^\kappa(x) = (dr(x)/dx) = \dot{r}(x)$, and

$$\int_{h^\kappa(0)=u}^{h^\kappa(\kappa L)=v} \mathcal{D}h^\kappa(x) e^{-\frac{1}{2} \int_0^{\kappa L} dx (\partial_x h^\kappa)^2} \delta\left(\int_0^{\kappa L} h^\kappa(x) dx\right) \\ \equiv \int_{\dot{r}(0)=u}^{\dot{r}(\kappa L)=v} \mathcal{D}\dot{r}(x) e^{-\frac{1}{2} \int_0^{\kappa L} dx (\partial_x \dot{r}(x))^2} \delta(r(\kappa L)). \quad (\text{B.3})$$

We recognize the propagator of the Random Acceleration Process (RAP) between position $r(0) = 0$ and speed $\dot{r}(0) = u$ and position $r(\kappa L) = 0$ and speed $\dot{r}(\kappa L) = v$. The propagator G_{RAP} is the probability of finding the randomly accelerated particle at

point x_2 with speed v_2 at time $t = T$, knowing that it was in point x_1 with speed v_1 at time $t = 0$, and is given by the formula [27]

$$G_{\text{RAP}}(x_2, v_2, T | x_1, v_1, 0) = \frac{\sqrt{3}}{\pi T^2} \exp\left(-\frac{6}{T^3}(x_2 - x_1 - v_1 T)(x_2 - x_1 - v_2 T) - \frac{2}{T}(v_2 - v_1)^2\right) \quad (\text{B.4})$$

Hence

$$p(v) = \frac{1}{\tilde{Z}_\kappa} \int_{-\infty}^{+\infty} du \{G_{\text{free}}(u, L | v, \kappa L) \times G_{\text{RAP}}(0, v, \kappa L | 0, u, 0)\}. \quad (\text{B.5})$$

Using formula (B.4), one is reduced to compute a gaussian integral, and one finds

$$p(v) = \frac{1}{\tilde{Z}_\kappa} \frac{1}{\pi} \sqrt{\frac{3}{\kappa^3 L^4 (4 - 3\kappa)}} e^{-\frac{6}{\kappa L (4 - 3\kappa)} v^2}. \quad (\text{B.6})$$

We can finally identify the second moment of the marginal distribution

$$\sigma^2 = \langle (h^\kappa(\kappa L))^2 \rangle = \frac{L(4 - 3\kappa)}{12}, \quad (\text{B.7})$$

and the normalization constant

$$\tilde{Z}_\kappa = \frac{1}{\kappa L \sqrt{2\pi L}}, \quad (\text{B.8})$$

which is what we found in the main text using a different method (cf. Eq. (26)).

References

- [1] E.J. Gumbel, *Statistics of Extremes*, 1958 Dover.
- [2] P. Embrecht, C. Klüppelberg and T. Mikosh, *Modeling Extremal Events for Insurance and Finance*, 1997 Springer Berlin.
- [3] R. W. Katz, M. P. Parlange and P. Naveau, *Statistics of extremes in hydrology*, 2002 Adv. Water Resour. **25** 1287.
- [4] J.P. Bouchaud and M. Mézard, *Universality Classes for Extreme Value Statistics*, 1997 J. Phys. A **30** 7997.
- [5] G. Györgyi, P.C.W. Holdsworth, B. Portelli, and Z. Rácz, *Statistics of extremal intensities for Gaussian interfaces*, 2003 Phys. Rev. E **68**, 056116.
- [6] S. Raychaudhuri, M. Cranston, C. Przybyla, and Y. Shapir, *Maximal Height Scaling of Kinetically Growing Surfaces*, 2001 Phys. Rev. Lett. **87** 136101.
- [7] S. N. Majumdar and A. Comtet, *Exact Maximal Height Distribution of Fluctuating Interfaces*, 2004 Phys. Rev. Lett **92** 225501.
- [8] S. N. Majumdar and A. Comtet, *Airy Distribution Function: From the Area Under a Brownian Excursion to the Maximal Height of Fluctuating Interfaces*, 2005 J. Stat. Phys. **119** 777.
- [9] H. Guclu and G. Korniss, *Extreme fluctuations in small-world networks with relaxational dynamics*, 2004 Phys. Rev. E **69**, 065104(R).
- [10] H. Guclu and G. Korniss, *Extreme Fluctuations in Small-world-coupled Autonomous Systems with Relaxational Dynamics*, 2005 Fluctuation and Noise Letters **5** (1) L43.
- [11] D.S. Lee, *Distribution of Extremes in the Fluctuations of Two-Dimensional Equilibrium Interfaces*, 2005 Phys. Rev. Lett. **95** 150601.
- [12] G. Schehr, S.N. Majumdar, *Universal asymptotic statistics of maximal relative height in one-dimensional solid-on-solid models*, 2006 Phys. Rev. E **73** 056103.

- [13] G. Györgyi, N. R. Moloney, K. Ozogány, and Z. Rácz, *Maximal height statistics for $1/f^\alpha$ signals*, 2007 Phys. Rev. E **75** 021123.
- [14] T. W. Burkhardt, G. Györgyi, N. R. Moloney, and Z. Rácz, *Extreme statistics for time series: Distribution of the maximum relative to the initial value*, 2007 Phys. Rev. E **76** 041119.
- [15] N. R. Moloney and J. Davidsen, *Extreme value statistics and return intervals in long-range correlated uniform deviates*, 2009 Phys. Rev. E **79** 041131.
- [16] N.C. Bartelt, J.L. Golding, T.L. Einstein and E.D. Williams, *The equilibration of terrace width distributions on stepped surfaces*, 1992 Surf. Sci. **273**, 252.
- [17] M. Abramowitz and I.A. Stegun in *Handbook of Mathematical Functions*, 1973 Dover, New York.
- [18] L. Takacs, *Limit distributions for the Bernoulli meander*, 1995 J. Appl. Prob. **32** 375.
- [19] S. Janson and G. Louchard, *Tail estimates for the Brownian excursion area and other Brownian areas*, 2007 Elec. Journ. Prob. **12** 1600.
- [20] For a review on Brownian area problems see S. Janson, *Brownian excursion area, Wright's constants in graph enumeration, and other Brownian areas*, 2007 Proba. Surveys **4** 80.
- [21] S. N. Majumdar, *Persistence in Nonequilibrium Systems*, 2005 Curr. Sci. (India) **89** 2076.
- [22] S. Sabhapandit and S. N. Majumdar, *Density of Near-Extreme Events*, 2007 Phys. Rev. Lett. **98** 140201.
- [23] M. J. Kearney, S. N. Majumdar and R. J. Martin, *The first-passage area for drifted Brownian motion and the moments of the Airy distribution*, 2007 J. Phys. A: Math. Theor. **40** F863.
- [24] S. N. Majumdar and C. Dasgupta, *Spatial survival probability for one-dimensional fluctuating interfaces in the steady state*, 2006 Phys. Rev. E **73** 011602.
- [25] G. Györgyi, N. R. Moloney, K. Ozogány, and Z. Rácz, *Finite-Size Scaling in Extreme Statistics*, Phys. Rev. Lett. **100**, 210601 (2008).
- [26] R. P. Feynman and A. R. Hibbs, *Quantum Mechanics and Path Integrals*, 1965 McGraw-Hill, New York.
- [27] T. W. Burkhardt, *The random acceleration process in bounded geometries*, J. Stat. Mech. 2007 P07004.