

Network Algorithmics and the Emergence of the Cortical Synaptic-Weight Distribution

Andre Nathan
Valmir C. Barbosa*

Universidade Federal do Rio de Janeiro
Programa de Engenharia de Sistemas e Computação, COPPE
Caixa Postal 68511
21941-972 Rio de Janeiro - RJ, Brazil

Abstract

When a neuron fires and the resulting action potential travels down its axon toward other neurons' dendrites, the effect on each of those neurons is mediated by the weight of the synapse that separates it from the firing neuron. This weight, in turn, is affected by the postsynaptic neuron's response through a mechanism that is thought to underlie important processes such as learning and memory. Although of difficult quantification, cortical synaptic weights have been found to obey a long-tailed unimodal distribution peaking near the lowest values, thus confirming some of the predictive models built previously. These models are all causally local, in the sense that they refer to the situation in which a number of neurons all fire directly at the same postsynaptic neuron. Consequently, they necessarily embody assumptions regarding the generation of action potentials by the presynaptic neurons that have little biological interpretability. In this letter we introduce a network model of large groups of interconnected neurons and demonstrate, making none of the assumptions that characterize the causally local models, that its long-term behavior gives rise to a distribution of synaptic weights with the same properties that were experimentally observed. In our model the action potentials that create a neuron's input are, ultimately, the product of network-wide causal chains relating what happens at a neuron to the firings of others. Our model is then of a causally global nature and predicates the emergence of the synaptic-weight distribution on network structure and function. As such, it has the potential to become instrumental also in the study of other emergent cortical phenomena.

Keywords: Cerebral cortex, Synaptic weights, Synaptic-weight distribution, Distributed algorithms, Complex networks.

*Corresponding author (valmir@cos.ufrj.br).

The weight of a synapse between a neuron's axon and another's dendrite is generally understood to be some measure of how influential an action potential fired by the presynaptic neuron can be on the buildup of a such a potential in the postsynaptic neuron. While the physical entities whose measurement can be said to relate to synaptic weights are various [23, 30, 18, 24], recent experimental work involving measurements of the excitatory postsynaptic potential amplitude has revealed that synaptic weights follow a long-tailed distribution that is unimodal and peaks near the lowest voltage values [24]. Understanding the processes that give rise to a distribution with these properties can be greatly enhanced by the construction of mathematical models that take into account the nature of each neuron involved (excitatory or inhibitory), the nature of a synapse's plasticity in terms of how its weight changes in response to inter-neuron signaling, and also the distribution of firings in time. Predictive models have been built with varying degrees of success [23, 30, 22], the most successful ones drawing on relatively well established knowledge regarding the proportion of inhibitory neurons to be used and the rule to change synaptic weights [30].

Invariably, though, these models have relied on examining one single postsynaptic neuron toward which firing patterns are directed that in essence seek to summarize the entire input history of the postsynaptic neuron by a simple stochastic process. Arguably this history is one of the most important elements in giving rise to the synaptic-weight distribution in a way that can be understood biologically [7], but in all current models there is no choice but to summarize it beyond retrieval. This happens because the models are all strictly local, allowing for no causal dependency between what happens at two neurons unless they are no farther apart from each other than one single synapse. The model we now introduce addresses this severe shortcoming by combining a network structure and algorithm with the proven mathematical elements of the previous models.

The new model has a structural component and an algorithmic one. The structural component is a directed graph D whose nodes correspond to neurons that can be either excitatory or inhibitory. For i and j two distinct nodes such that at least one of them is excitatory, an edge directed from i to j represents a synapse with associated weight w_{ij} . No edge exists between two inhibitory nodes [2]. The algorithmic component turns each node in D into a simple simulator of the corresponding neuron, employing message passing on the edges along their directions to simulate the signaling through the corresponding synapses when nodes fire. Collectively, the nodes behave as an asynchronous distributed algorithm [6], here referred to as A, each executing a simple procedure P whenever receiving a message, possibly sending messages itself while executing P but remaining idle at all other times. Because nodes only do any processing in this reactive manner, at least one node is needed that initially executes P once without any incoming message to respond to and then starts behaving reactively like the others. We call such a node an initiator.

At node j , let v_j stand for the node's potential. Let also v^0 and v^t be a node's rest potential and threshold potential, respectively, the same for all nodes. The effect of running P is for j to probabilistically decide whether to

fire and, if it does fire, to send messages on all outgoing edges while setting v_j to v^0 . If P is run as the initial processing by an initiator, then the firing occurs with probability 1 and P involves no actions other than the ones just described. If not, then let i be the sender of the triggering message. The firing occurs with probability $\min\{1, (v_j - v^0)/(v^t - v^0)\}$ after v_j has been updated to either $v_j + w_{ij}$ (if i is excitatory) or $v_j - w_{ij}$ (if i is inhibitory). Then the weight w_{ij} is considered for an update.

The updating of w_{ij} seeks to mimic the commonly accepted generalization of the Hebbian rule embodied in the spike-timing-dependent plasticity principles [1, 23], according to which the change incurred by a synapse's weight depends on the extent to which there is a causal dependency of what happens at a neuron upon the other's firing. As a general rule, the synaptic weight is increased (potentiated) if the postsynaptic neuron fires in response to the firing by the presynaptic neuron, decreased (depressed) otherwise. In either case the amount of change to the synaptic weight depends on how close in time the relevant firings are, becoming negligible with increasing separation. Procedure P follows these principles by keeping track of the latest firing by j so that a decision can be made on whether to increase or decrease w_{ij} . If j does fire in response to the message received from i , then w_{ij} is increased. If it does not but the previous message received from any source did cause j to fire, then w_{ij} is decreased. The weight w_{ij} remains unchanged in all other cases. The actual amount of change to w_{ij} depends on whether it is to be increased or decreased, and so does the nature of the change (by a fixed amount or by proportion) [9, 10, 18]. An increase in w_{ij} is implemented by setting w_{ij} to $\min\{1, w_{ij} + \delta\}$ with $\delta > 0$, a decrease by setting w_{ij} to $(1 - \alpha)w_{ij}$ with $0 < \alpha < 1$, thus ensuring that synaptic weights remain in the $[0, 1]$ interval if so started.

Running algorithm A starts with choosing one or more initiators, each of which executes P and then starts behaving like all other nodes. At any time it may happen that a node has more than one input message to process, in which case the order in which they are taken is the order of message reception. Because this order is in principle arbitrary, A is seen to acquire another degree of indeterminacy, in addition to that which is already present owing to the probabilistic decisions. We have conducted extensive computational experimentation with A on a graph D intended to model a simple cortex, in line with significant recent work that draws on the theory of graphs to help solve problems in neuroscience [25, 27, 3, 8, 14, 15, 21, 26, 28]. We regard D as a random graph but, unlike some of the early work on cortical modeling by such graphs [2], where fully random graphs [13] were used, we let D have a scale-free structure [19], with parameter as suggested by some of the more recent finds [12, 29]. Thus, a randomly chosen node i in D has k outgoing edges with probability proportional to $k^{-1.8}$. Moreover, inspired by recent work on the modeling of cortical systems [17, 16], we let each outgoing edge of i lead to another randomly chosen node j with probability proportional to e^{-2d} , where d is the Euclidean distance between i and j when the nodes of D are placed uniformly at random on a radius-1 sphere (Figure 1), provided i and j are not both inhibitory.

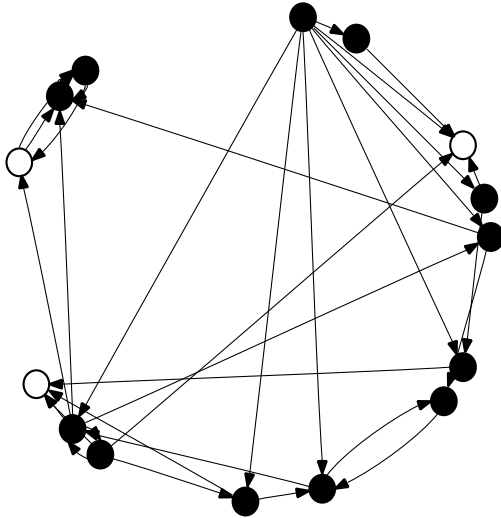


Figure 1: Network topology. Restricted to two dimensions for visual clarity, a D instance comprises nodes positioned randomly on a radius-1 circle and edges, drawn as chords of the circle, that tend to be more abundant over lower Euclidean distances. Excitatory nodes are represented by filled circles, inhibitory nodes by empty circles.

All computational experiments have adhered to the methods described next, which refer to sequences of 10 000 runs of algorithm A. The first run in a sequence operates on initial node potentials and synaptic weights chosen randomly from the intervals $[v^0, v^t]$ and $[0, 1]$, respectively, with $v^0 = -15$ and $v^t = 0$. Each subsequent run operates on the potentials and weights left by the previous run. For n the number of nodes in D , a new set of $0.05n$ initiators is chosen randomly at the beginning of each run. A run of A is implemented as a sequential program that selects the next node to be processed randomly (first out of the group of initiators for their first executions of P, then out of those nodes that have at least one message to be received). A new run in a sequence is only started after the previous one has died out (no more messages to be processed remain), which is guaranteed to happen eventually with probability 1. The remaining parameters used by procedure P are $\delta = 0.01$ and $\alpha = 0.05$. All our results refer to 50 000 independent sequences, of which each 500 sequences correspond to a new D instance. A D instance is constructed by first placing all nodes uniformly at random on a radius-1 sphere, then selecting the number of outgoing edges for each node. Nodes are then chosen to be excitatory or inhibitory randomly, provided a certain proportion is respected, and the destination of each edge is decided. The graph that is actually used in the run sequences is the giant strongly connected component of D [11], so a directed path exists from any node

to any other. For the connectivity distribution and construction method in use this component comprises about $0.95n$ nodes on average.

Our results, here given for $n = 1000$ and the well accepted proportion of $0.2n$ inhibitory nodes [2, 4], show that the synaptic-weight distribution becomes analogous to the distribution unveiled by experimentation along the sequences of runs of algorithm A described above (Figure 2). The process is gradual, leading the weights to become relatively concentrated around a single low-value mode while still allowing some residual probability to remain at the higher values. The long-term distribution is seen to stabilize even as the weights continue to evolve, thus suggesting the existence of an underlying weight dynamics whose effect on the overall distribution is nevertheless practically imperceptible. The existence of this persistent dynamics is revealed by the causal history of each terminal message reception (one that does not lead to the firing of the receiver), which can be significantly deep with respect to the relatively short average path of a scale-free network [20] [Figure 3(a)]. The sending of every message by a non-initiator causes a synaptic weight to be increased, unless it already equals 1, but weight-1 synapses are very rare, especially when arranged as a path in D . So the causal histories we have discovered do indeed hint at the existence of a dynamics of weight evolution in which weights both increase and decrease in complex patterns. Additional confirmation is provided by the average weight of the synapses involved in the causal histories of terminal message receptions, which is consistently less than 1 and also decreases throughout the runs as the synaptic-weight distribution settles [Figure 3(b)].

Every run in the sequences to which Figures 2 and 3 refer involves a new group of initiators and as such provides new possibilities regarding the branching of causal histories and how they affect firings and weight changes throughout the network. Monitoring the traffic of messages as they traverse edges and reach nodes is then a means to do some quantification of how the cascading runs, with their intermingling causal trees rooted at many different initiators, cooperate in promoting the emergence of the synaptic-weight distribution. We have found that the long-term distributions of how many runs traverse an edge or reach a node (Figure 4), allowing as they do for relatively high numbers with significant probabilities, suggest that some sort of information integration is taking place among portions of the network as the runs unfold. Perhaps such integration occurs in a sense similar to that which has been theorized recently regarding the emergence of higher functions such as consciousness [5]. If so, then network algorithmics such as we have discussed may come to provide a powerful framework to test the assumptions and eventual predictions of such theories.

Acknowledgments

We acknowledge partial support from CNPq, CAPES, and a FAPERJ BBP grant.

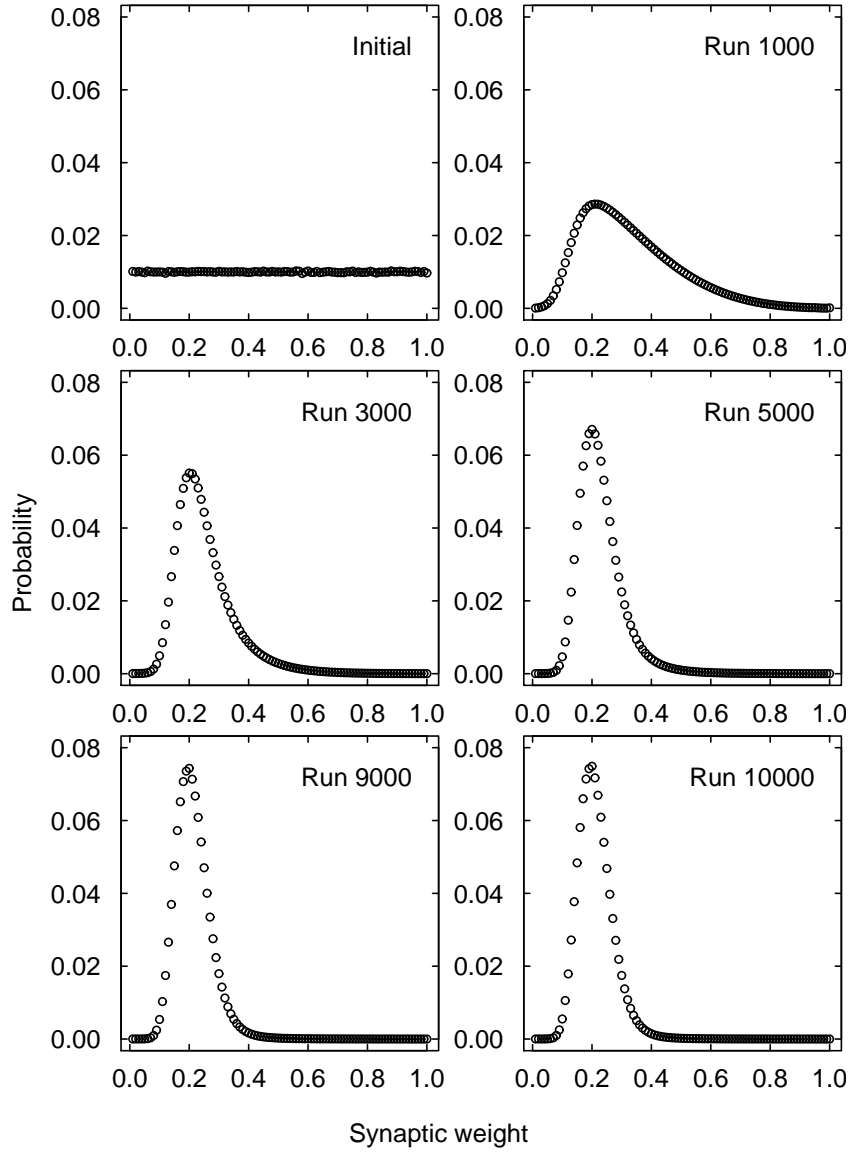


Figure 2: The synaptic-weight distribution, shown after selected runs of algorithm A. Probabilities are binned to a fixed width of 0.01.

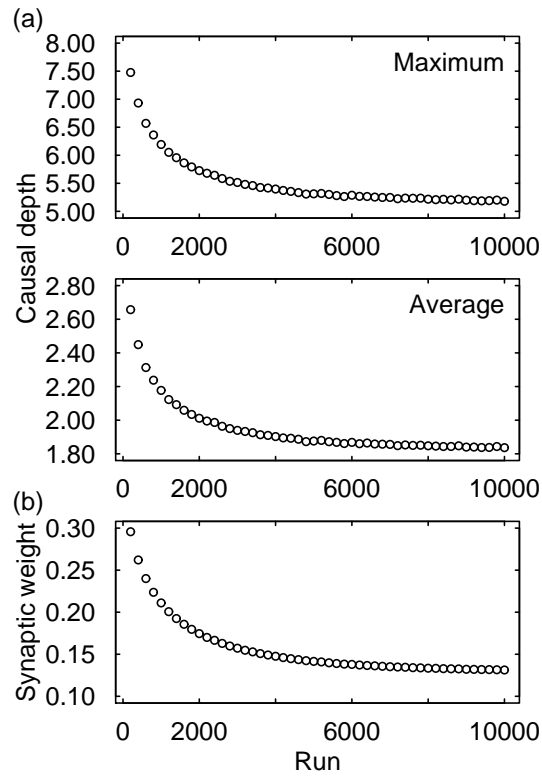


Figure 3: Causal depth of a message reception and associated synaptic weights. The causal depth of a message reception is the size of its causal history, i.e., the number of firings that precede it along the chain of firings that begins at some initiator when it fires for the first time, each preceding the next by direct causation: given any two subsequent firings in this chain, the first entails the sending of a message whose reception triggers the second. (a) Maximum and average causal depth of terminal message receptions during the course of each run. (b) Average weight (before updates) of the synapses involved in the causal histories of terminal message receptions.

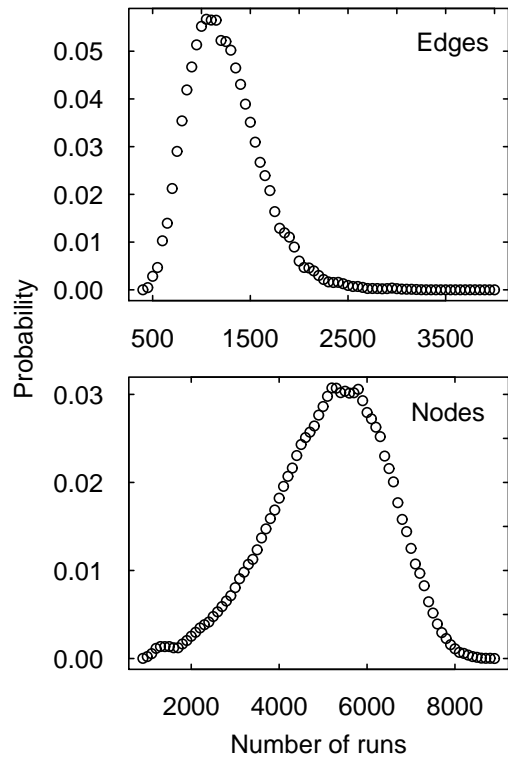


Figure 4: Final distributions of the number of runs in which an edge is traversed or a node is reached. An edge is said to be traversed in a run when at least one message is sent along it during the course of that run. A node is said to be reached in a run when it receives at least one message during the course of that run. Probabilities are binned to a fixed width of 50 for edges, 100 for nodes.

References

- [1] L. F. Abbott and S. B. Nelson. Synaptic plasticity: taming the beast. *Nature Neuroscience*, 3:1178–1183, 2000.
- [2] M. Abeles. *Corticonics: Neural Circuits of the Cerebral Cortex*. Cambridge University Press, Cambridge, UK, 1991.
- [3] S. Achard, R. Salvador, B. Whitcher, J. Suckling, and E. Bullmore. A resilient, low-frequency, small-world human brain functional network with highly connected association cortical hubs. *Journal of Neuroscience*, 26:63–72, 2006.
- [4] R. Ananthanarayanan and D. S. Modha. Anatomy of a cortical simulator. In *Proceedings of the 2007 ACM/IEEE Conference on Supercomputing*, page 3, 2007.
- [5] D. Balduzzi and G. Tononi. Integrated information in discrete dynamical systems: motivation and theoretical framework. *PLoS Computational Biology*, 4:e1000091, 2008.
- [6] V. C. Barbosa. *An Introduction to Distributed Algorithms*. The MIT Press, Cambridge, MA, 1996.
- [7] B. Barbour, N. Brunel, V. Hakim, and J. P. Nadal. What can we learn from synaptic weight distributions? *Trends in Neurosciences*, 30:622–629, 2007.
- [8] D. S. Bassett and E. Bullmore. Small-world brain networks. *Neuroscientist*, 12:512–523, 2006.
- [9] G. Q. Bi and M. M. Poo. Synaptic modifications in cultured hippocampal neurons: dependence on spike timing, synaptic strength, and postsynaptic cell type. *Journal of Neuroscience*, 19:10464–10472, 1998.
- [10] G. Q. Bi and M. M. Poo. Synaptic modification by correlated activity: Hebb’s postulate revisited. *Annual Review of Neuroscience*, 24:139–166, 2001.
- [11] S. N. Dorogovtsev, J. F. F. Mendes, and A. N. Samukhin. Giant strongly connected component of directed networks. *Physical Review E*, 64:025101, 2001.
- [12] V. M. Eguíluz, D. R. Chialvo, G. A. Cecchi, M. Baliki, and A. V. Apkarian. Scale-free brain functional networks. *Physical Review Letters*, 94:018102, 2005.
- [13] P. Erdős and A. Rényi. On random graphs. *Publicationes Mathematicae—Debrecen*, 6:290–297, 1959.

- [14] Y. He, Z. J. Chen, and A. C. Evans. Small-world anatomical networks in the human brain revealed by cortical thickness from MRI. *Cerebral Cortex*, 17:2407–2419, 2007.
- [15] C. J. Honey, R. Kötter, M. Breakspear, and O. Sporns. Network structure of cerebral cortex shapes functional connectivity on multiple time scales. *Proceedings of the National Academy of Sciences USA*, 104:10240–10245, 2007.
- [16] M. Kaiser and C. C. Hilgetag. Modelling the development of cortical systems networks. *Neurocomputing*, 58–60:297–302, 2004.
- [17] M. Kaiser and C. C. Hilgetag. Spatial growth of real-world networks. *Physical Review E*, 69:036103, 2004.
- [18] A. Kepecs and M. C. W. van Rossum. Spike-timing-dependent plasticity: common themes and divergent vistas. *Biological Cybernetics*, 87:446–458, 2002.
- [19] M. E. J. Newman. Power laws, Pareto distributions and Zipf’s law. *Contemporary Physics*, 46:323–351, 2005.
- [20] M. E. J. Newman, S. H. Strogatz, and D. J. Watts. Random graphs with arbitrary degree distributions and their applications. *Physical Review E*, 64:026118, 2001.
- [21] J. C. Reijneveld, S. C. Ponten, H. W. Berendse, and C. J. Stam. The application of graph theoretical analysis to complex networks in the brain. *Clinical Neurophysiology*, 118:2317–2331, 2007.
- [22] J. Rubin, D. D. Lee, and H. Sompolinsky. Equilibrium properties of temporally asymmetric Hebbian plasticity. *Physical Review Letters*, 86:364–367, 2001.
- [23] S. Song, K. D. Miller, and L. F. Abbot. Competitive Hebbian learning through spike-timing-dependent synaptic plasticity. *Nature Neuroscience*, 3:919–926, 2000.
- [24] S. Song, P. J. Sjöström, M. Reigl, S. Nelson, and D. B. Chklovskii. Highly nonrandom features of synaptic connectivity in local cortical circuits. *PLoS Biology*, 3:507–519, 2005.
- [25] O. Sporns, D. R. Chialvo, M. Kaiser, and C. C. Hilgetag. Organization, development and function of complex brain networks. *Trends in Cognitive Sciences*, 8:418–425, 2004.
- [26] O. Sporns, C. J. Honey, and R. Kötter. Identification and classification of hubs in brain networks. *PLoS ONE*, 2:e1049, 2007.

- [27] O. Sporns, G. Tononi, and R. Kötter. The human connectome: a structural description of the human brain. *PLoS Computational Biology*, 1:245–251, 2005.
- [28] C. J. Stam and J. C. Reijneveld. Graph theoretical analysis of complex networks in the brain. *Nonlinear Biomedical Physics*, 1:3, 2007.
- [29] M. P. van den Heuvel, C. J. Stam, M. Boersma, and H. E. Hulshoff Pol. Small-world and scale-free organization of voxel-based resting-state functional connectivity in the human brain. *Neuroimage*, 43:528–539, 2008.
- [30] M. C. W. van Rossum, G. Q. Bi, and G. G. Turrigiano. Stable Hebbian learning from spike timing-dependent plasticity. *Journal of Neuroscience*, 20:8812–8821, 2000.