

Jet Studies at CMS and ATLAS

Konstantinos Kousouris

Fermi National Accelerator Laboratory, P.O. Box 500 Batavia IL 60510, USA

The jet reconstruction and jet energy calibration strategies adopted by the CMS and ATLAS experiments are presented. Jet measurements that can be done with early data to confront QCD at the highest transverse momentum scale and search for new physics are described.

1 Introduction

Jet final states will be the dominant ones at the LHC p-p collisions. The understanding of the jet objects will be critical for the re-discovery of the standard model and at the same time will increase the sensitivity to new physics signals. Despite the large experimental uncertainties, the CMS¹ and ATLAS² experiments will be able to probe the highest transverse momentum scale, far beyond the Tevatron reach, even with small amount of data ($\mathcal{O}(10 pb^{-1})$).

2 Jet Properties

2.1 Jet Reconstruction

The reconstruction of the jets can be done with different inputs (calorimeter energy depositions, combined calorimeter and tracker information, tracks alone or particle flow candidates) and both experiments plan to use all the above jet flavours in order to optimise the sensitivity of each physics channel. For QCD studies which reach the highest p_T and cover the full spectrum and detector acceptance, the calorimeter jets are used. The algorithms employed in the jet reconstruction need to be infrared and collinear safe to allow theoretical calculations. The ATLAS experiment plans to use the *Seeded Cone* algorithm with two radius sizes ($R = 0.4, 0.7$)³ and the successive recombination k_T algorithm⁴ with two distance parameters ($D = 0.4, 0.6$). The CMS experiment plans to use the *Seedless Cone*⁵ with two radius sizes ($R = 0.5, 0.7$) as well as the k_T algorithm with two distance parameters ($D = 0.4, 0.6$).

2.2 Jet Energy Scale

The most important uncertainty related to jets is the jet energy scale (JES). Due to the non linear and non uniform response of the CMS and ATLAS hadron calorimeters, it is necessary to apply jet energy corrections which restore on average the JES. Both experiments plan to use data-driven approaches for in-situ jet calibration at startup (dijet balancing to restore the pseudorapidity uniformity and $\gamma, Z + jet$ balancing to restore the non-linearity)⁶³. At a later stage of the experiments, when Monte Carlo simulations tuned to data will be available, the JES will be determined from the Monte Carlo. In Fig. 1 the corrected jet energy response in the

ATLAS calorimeter is shown as a function of η and energy, compared to the raw jet response. The systematic uncertainty of the JES expected with early data is of the order of 10% and could reach 5% with 100 pb^{-1} of data.

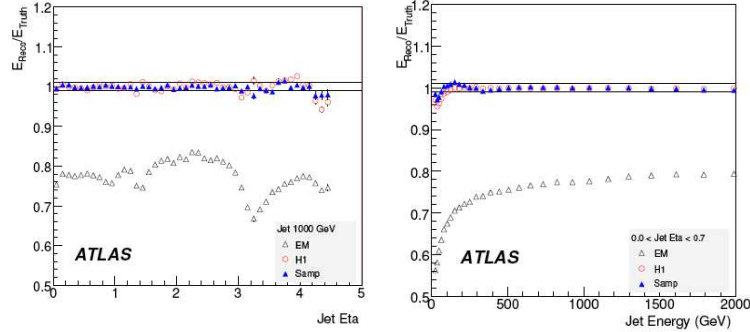


Figure 1: Effect of the jet energy corrections in the ATLAS simulation. Left: corrected jet response compared to raw jet response as a function of η . Right: corrected jet response compared to raw jet response vs energy.

3 Inclusive Jets

The measurement of the inclusive jet cross-section, as a function of the jet p_T is critical for the commissioning of the jet object and the understanding of the detectors. Moreover, it is sensitive to new physics, such as contact interactions and quark compositeness. Even with large experimental systematic uncertainties (dominated by the JES and followed by the luminosity uncertainty), physics beyond the Standard Model will manifest itself as large deviation from QCD at high jet p_T . With 10 pb^{-1} at $\sqrt{s} = 14\text{ TeV}$ p-p collisions, a contact interaction at energy scale $\Lambda = 3\text{ TeV}$ can be clearly seen (the Tevatron excluded limit is $\Lambda < 2.7\text{ TeV}$ ⁷). In Fig. 2 the contact interaction signal is compared to the QCD prediction and the dominant systematic uncertainties. It should be noted though that in the absence of new physics signal, the inclusive jet cross-section cannot be used as a precision QCD measurement due to the large experimental uncertainties. This can only be achieved if the JES uncertainty is $\sim 1 - 2\%$.

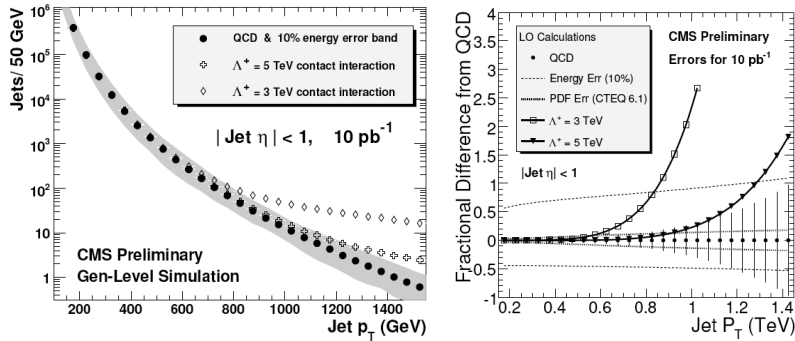


Figure 2: Left: inclusive jet cross-section in the central rapidity ($|\eta| < 1$) with 10 pb^{-1} at $\sqrt{s} = 14\text{ TeV}$ p-p collisions. The shaded band is an estimate of the dominant experimental uncertainties. Right: deviation from QCD due to contact interaction, compared to systematic and theoretical uncertainties.

4 Dijet Mass and Dijet Ratio

Another observable of interest is the dijet production cross-section, as a function of the invariant mass of the two jets with the highest p_T in an event. This measurement will be used to confront

the QCD predictions at transverse momentum scales, far beyond any previous experiment. It can also be used to search for new physics⁸, such as resonances (e.g. excited quark) that decay to two jets. In Fig.3(left) the fractional deviation of excited quark signal from QCD is compared to the statistical uncertainty corresponding to 100 pb^{-1} of data with pp collisions at $\sqrt{s} = 14 \text{ TeV}$. However, the direct measurement of the dijet cross-section is dominated by the JES systematic uncertainty and cannot be used as a precision QCD test with early LHC data.

Observables sensitive to the angular properties of the dijet production can be used early on to detect deviations from QCD predictions. While the QCD production is dominated by t-channel scattering, new physics signals tend to be more isotropic (s-channel). When enough data will be available and the detectors are understood, the study of the angular distributions will provide maximum sensitivity to new physics. During the early data taking however, the study of the dijet ratio as a function of the dijet mass will be a robust measure of the angular production properties. The dijet ratio is defined as $R = N(|\eta| < 0.7)/N(0.7 < |\eta| < 1.3)$ where $N(|\eta| < 0.7)$ is the number of dijet events with both jets observed in the central rapidity region and $N(0.7 < |\eta| < 1.3)$ is the number of events with both jets observed in the region $0.7 < |\eta| < 1.3$. In Fig.3(right) the QCD prediction for the dijet ratio is approximately flat at the value of ~ 0.5 while new physics, such as contact interaction, leads to large deviation with increasing dijet mass. In the dijet ratio measurement important experimental systematic uncertainties (JES, luminosity) cancel and therefore this measurement is suitable for early data.

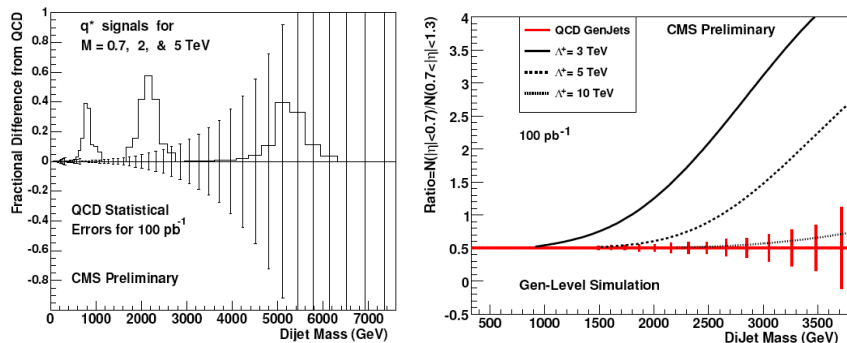


Figure 3: Left: fractional deviation of excited quark production from QCD, as a function of the dijet mass, for various resonance masses. The errors correspond to the statistical uncertainty expected with 100 pb^{-1} at $\sqrt{s} = 14 \text{ TeV}$ pp collisions. Right: the dijet ratio observable for QCD (flat line) compared to contact interaction.

5 Other QCD studies

In addition to the jet measurements which are sensitive to new physics, dedicated QCD studies are also feasible with early data. The dijet azimuthal decorrelation observable ($1/N dN/d\Delta\phi$) is sensitive to the underlying QCD dynamics⁹ and at the same time unaffected by the JES uncertainty. In Fig.4 (left) typical dijet azimuthal decorrelation distributions are shown from different Monte Carlo generators (ATLAS simulation). The shape at low $\Delta\phi$ values is sensitive to the fragmentation and hadronization modelling and this measurement can be done with early data in order to confront the QCD predictions and tune the Monte Carlo event generators.

The jet structure is also sensitive to the showering and fragmentation modelling in the Monte Carlo generators. It can be quantified by studying the transverse momentum distribution of the jet constituents¹⁰. The measurement is moderately affected by the JES uncertainty and can be performed with early data. In Fig.4(right), the jet shape variable is shown as a function of the jet p_T . At low p_T the QCD jets originate mostly from gluons (wider calorimeter shower) while at higher p_T the quark fraction increases and the jets become narrower.

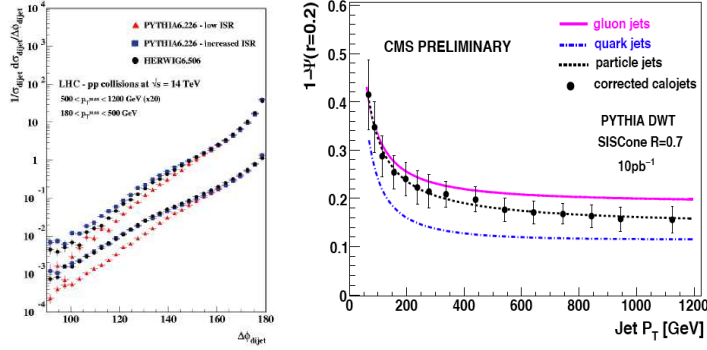


Figure 4: Left: dijet azimuthal decorrelation as predicted by different generators from ATLAS simulation. Right: jet shapes variable as a function of the jet p_T from CMS simulation at $\sqrt{s} = 14\text{TeV}$ pp collisions. The error bars reflect the combined statistical and systematic uncertainty.

6 Conclusions

Jet measurements at LHC will be used to confront the predictions of QCD while at the same time being sensitive to new physics signals. Despite the large systematic uncertainties expected at startup, mainly due to the JES, the unprecedented p_T reach with pp collisions at 14TeV will allow the exploration of the TeV scale. Precision QCD measurements however will not be feasible until the experimental uncertainties are sufficiently understood and reduced. Both CMS and ATLAS have a rich QCD physics program with jets which will be employed as soon as collision data become available.

References

1. CMS Collaboration, *The CMS experiment at the CERN LHC*, JINST 3:S08004, (2008)
2. ATLAS Collaboration, *The ATLAS experiment at the CERN LHC*, JINST 3:S08003, (2008)
3. ATLAS Collaboration, *Expected Performance of the ATLAS Experiment*, CERN-OPEN-2008-020 (December 2008).
4. S. D. Ellis and D. E. Soper, *Successive combination jet algorithm for hadron collisions*, *Phys. Rev. D* **48**, 3160-3166 (1993).
5. G. P. Salam and G. Soyez, *A practical Seedless Infrared-Safe Cone jet algorithm*, *JHEP* **05**, 086 (2007).
6. CMS Collaboration *Plans for Jet Energy Corrections at CMS*, CMS Physics Analysis Summary JME-07-002 (September 2008).
7. D0 Collaboration, B. Abbott et al., *The dijet mass spectrum and a search for quark compositeness in $p\bar{p}$ collisions at $\sqrt{s} = 1.8\text{TeV}$* , *Phys. Rev. Lett.* **82**, 2457 (1999).
8. A. Bhatti et al., *CMS search plans and sensitivity to new physics with dijets.*, *J.Phys.G* **36**, 015004 (2009).
9. D0 Collaboration V. M. Abazov et al., *Measurement of dijet azimuthal decorrelations at central rapidities in $p\bar{p}$ collisions at $\sqrt{s} = 1.96\text{TeV}$* , *Phys. Rev. Lett.* **94**, 221801 (2005).
10. CMS Collaboration, *Transverse Momentum Distribution within Jets in pp collisions at 14 TeV*, CMS Physics Analysis Summary QCD-08-005 (October 2008).