

Cosmic Gamma-ray from Inverse Compton Process in Unstable Dark Matter Scenario

Koji Ishiwata^(a), Shigeki Matsumoto^(b), Takeo Moroi^(a)

^(a)*Department of Physics, Tohoku University, Sendai 980-8578, Japan*

^(b)*Department of Physics, University of Toyama, Toyama 930-8555, Japan*

Abstract

Motivated by the PAMELA anomaly in the fluxes of cosmic-ray e^+ and e^- , we study the cosmic γ -ray induced by the inverse Compton (IC) scattering process in unstable dark matter scenario assuming that the anomaly is due to the e^\pm emission by the decay of dark matter. We calculate the fluxes of IC-induced γ -ray produced in our Galaxy and that from cosmological distance, and show that both of them are significant. If the γ -ray flux is precisely determined by Fermi Gamma-ray Space Telescope for various line-of-sight directions, it will provide an important test of the decaying dark matter scenario.

Recent observations of the fluxes of high-energy cosmic rays have made an impact on the understanding of the nature of dark matter. In particular, the PAMELA experiment has observed an increasing behavior of the positron fraction in the cosmic ray in the energy range of $10 \text{ GeV} \lesssim E_e \lesssim 100 \text{ GeV}$ (with E_e being the energy of e^\pm) [1], which cannot be explained if we consider the conventional e^\pm fluxes in astrophysics. This fact suggests that there may exist a non-standard source of energetic positron (and electron) in our Galaxy.

One of the possibilities is unstable dark matter. If dark matter has lifetime of $O(10^{25} - 10^{26} \text{ sec})$, and also if positron is produced by the decay, the PAMELA anomaly may be explained. (For early attempts, see, for example, [2, 3, 4, 5, 6, 7, 8, 9, 10, 11, 12, 13, 14].) In addition, a precise measurement of the total ($e^+ + e^-$) flux has been performed by the Fermi Gamma-ray Space Telescope [15], whose results suggest that the flux of ($e^+ + e^-$) is proportional to $\sim E_e^{-3}$. Although the interpretation of the Fermi result is still controversial, it has been discussed that the observed spectrum may be too hard to be consistent with the prediction of conventional astrophysical model, and that the e^\pm observed by the Fermi experiment may be significantly contaminated by the e^\pm produced by the decay of dark matter. Such a scenario suggests the mass of $m_{\text{DM}} \sim O(1 \text{ TeV})$ and the lifetime of $\tau_{\text{DM}} \sim O(10^{26} \text{ sec})$ [16, 17, 18].

If the decay of dark matter is the source of the extra positrons observed by the PAMELA experiment, the emitted positron and electron produce photon via synchrotron radiation and inverse Compton (IC) scattering. In our Galaxy, energy loss rates of the energetic e^\pm via these processes are of the same order, but the typical energy of the photon emitted by these processes is different. Since the magnetic field in our Galaxy is expected to be $O(1 \mu\text{G})$, the energy of the synchrotron radiation is typically 10^{-3} eV when the energy of e^\pm is $O(1 \text{ TeV})$. (The synchrotron radiation from the Galactic center is discussed in [19, 20].) On the contrary, the IC process produces γ -rays with higher energy. If an energetic e^\pm with $E_e \sim O(1 \text{ TeV})$ scatters off the cosmic microwave background (CMB) photon, γ -ray with $E_\gamma \sim O(1 - 10 \text{ GeV})$ is produced. In addition, in our Galaxy, there exist background photons from stars, which have higher energy than the CMB radiation. The IC scattering with those photons produces γ -ray with higher energy. Importantly, the high-energy γ -ray flux can be precisely measured by the Fermi telescope. Thus, in order to examine the scenario in which the PAMELA anomaly is explained by the decay of dark matter, it is important to study the energetic γ -ray emitted by the IC process.

In this Letter, we study the flux of γ -ray produced by the IC process in the decaying

dark matter scenario. We pay particular attention to the parameter space in which the positron fraction is in agreement with the PAMELA results. The γ -ray emission via the IC process in our Galaxy was also discussed in [16] in connection with the recent Fermi results. We will show that the flux of the IC-induced γ -ray in our Galaxy may be comparable to or larger than the expected background flux for the energy region of $E_\gamma \sim O(1 - 100 \text{ GeV})$ for some direction of line of sight if $m_{\text{DM}} \sim O(1 \text{ TeV})$ and $\tau_{\text{DM}} \sim O(10^{26} \text{ sec})$ to explain the PAMELA anomaly. We will also show that the extra-Galactic contribution is important particularly when the γ -ray flux is observed in the direction off the Galactic center. Notice that the IC-induced γ -ray from the extra-Galactic region is negligible if the PAMELA anomaly is explained by the dark-matter annihilation [21, 22, 23, 24, 25, 26, 27, 28, 29, 30] or by the positron emission from pulsars [31]. Thus, we propose to study the directional dependence of the cosmic γ -ray in order to detect the signal of IC-induced γ -ray in decaying dark matter scenario.

We first discuss the procedure to calculate the γ -ray flux. The total γ -ray flux is given by the sum of two contributions:

$$\Phi_\gamma^{(\text{IC})} = \Phi_\gamma^{(\text{Galaxy})} + \Phi_\gamma^{(\text{Cosmo})}, \quad (1)$$

where the first and second terms in the right-hand side are fluxes of γ -ray produced in our Galaxy and that from cosmological distance (i.e., extra-Galactic contribution), respectively. Notice that $\Phi_\gamma^{(\text{Cosmo})}$ is isotropic, while $\Phi_\gamma^{(\text{Galaxy})}$ depends on direction we observe.

In order to discuss the IC-induced γ -ray, it is necessary to understand the spectrum of the parent e^\pm . In our Galaxy, energetic e^\pm is approximately in a random-walk motion because of the entangled magnetic field. Then, the e^\pm energy spectrum f_e (i.e., number density of $(e^+ + e^-)$ per unit energy) in our Galaxy is described by the following diffusion equation:

$$K(E)\nabla^2 f_e(E, \vec{x}) + \frac{\partial}{\partial E} [b(E, \vec{x})f_e(E, \vec{x})] + Q(E, \vec{x}) = 0, \quad (2)$$

where $K(E)$ is the diffusion coefficient, $b(E, \vec{x})$ is the energy loss rate, and $Q(E, \vec{x})$ is the e^\pm source term. In considering the long-lived dark matter, the source term is given by

$$Q^{(\text{Galaxy})}(E_e, \vec{x}) = \frac{1}{\tau_{\text{DM}}} \frac{\rho_{\text{DM}}(\vec{x})}{m_{\text{DM}}} \frac{dN_e}{dE_e}, \quad (3)$$

where $\rho_{\text{DM}}^{(\text{Galaxy})}$ is energy density of dark matter and dN_e/dE is energy distribution of e^\pm from the decay of single dark matter. In our study, we adopt the isothermal halo

density profile [32]

$$\rho_{\text{DM}}^{(\text{Galaxy})}(r) = \rho_{\odot} \frac{r_{\text{core}}^2 + r_{\odot}^2}{r_{\text{core}}^2 + r^2}, \quad (4)$$

where $\rho_{\odot} \simeq 0.43 \text{ GeV/cm}^3$ is the local halo density, $r_{\text{core}} \simeq 2.8 \text{ kpc}$ is the core radius, $r_{\odot} \simeq 8.5 \text{ kpc}$ is the distance between the Galactic center and the solar system, and r is the distance from the Galactic center. In studying the propagation of the cosmic-ray e^{\pm} , we assume some of the parameters suggested by the so-called MED propagation model [33]; we use $K(E) = 0.0112 \text{ kpc}^2/\text{Myr} \times (E_e/1 \text{ GeV})^{0.70}$, while the diffusion zone is approximated by a cylinder with the half-height of $L = 4 \text{ kpc}$ and the radius of $R = 20 \text{ kpc}$. In addition, the energy loss rate b is given by the sum of the contributions from the synchrotron-radiation and the IC processes: $b^{(\text{Galaxy})}(E_e, \vec{x}) = b_{\text{synch}}^{(\text{Galaxy})}(E_e, \vec{x}) + b_{\text{IC}}^{(\text{Galaxy})}(E_e, \vec{x})$. For the calculation of $b_{\text{synch}}^{(\text{Galaxy})}$, we approximate that the strength of the magnetic flux density B is independent of position in our Galaxy; then we obtain

$$b_{\text{synch}}^{(\text{Galaxy})}(E_e) = \sigma_{\text{T}} \gamma_e^2 B^2, \quad (5)$$

with $\gamma_e = E_e/m_e$ and σ_{T} being the cross section of the Thomson scattering. In our numerical study, we use $B = 3 \mu\text{G}$. Furthermore, $b_{\text{IC}}^{(\text{Galaxy})}$ is given by

$$b_{\text{IC}}^{(\text{Galaxy})}(E_e, \vec{x}) = \int dE_{\gamma} dE_{\gamma_{\text{BG}}} (E_{\gamma} - E_{\gamma_{\text{BG}}}) \frac{d\sigma_{\text{IC}}}{dE_{\gamma}} f_{\gamma_{\text{BG}}}(E_{\gamma_{\text{BG}}}, \vec{x}), \quad (6)$$

where the differential cross section for the IC process is expressed as [34]

$$\frac{d\sigma_{\text{IC}}}{dE_{\gamma}} = \frac{3\sigma_{\text{T}}}{4\gamma_e^2 E_{\gamma_{\text{BG}}}} \left[2q \ln q + (1 + 2q)(1 - q) + \frac{(\Gamma_e q)^2 (1 - q)}{2(1 + \Gamma_e q)} \right], \quad (7)$$

with $\Gamma_e = 4\gamma_e E_{\gamma_{\text{BG}}}/m_e$, $q = E_{\gamma}/\Gamma_e(E_e - E_{\gamma})$, and $f_{\gamma_{\text{BG}}}$ is the spectrum of the background photon. Kinematically, $1/4\gamma_e^2 \leq q \leq 1$ is allowed. The background photon in our Galaxy has three components: (i) star light concentrated in the Galaxy, (ii) star light re-scattered by dust, and (iii) the CMB radiation. The spectrum of the CMB radiation is isotropic and well known, while those of the first and second components depend on the position. We use the data of interstellar radiation field provided by the GALPROP collaboration [35], which is based on [36], to calculate $f_{\gamma_{\text{BG}}}$ in our Galaxy.

In the present choice of the propagation model, the typical propagation length of electron per time scale of the energy loss is estimated to be $O(0.1 \text{ kpc})$ for $E_e \sim 100 \text{ GeV}$ (and it becomes shorter as the energy increases). In such a case, the e^{\pm}

spectrum at the position \vec{x} is well approximated by

$$f_e^{(\text{Galaxy})}(E_e, \vec{x}) = \frac{1}{b^{(\text{Galaxy})}(E_e, \vec{x})} \frac{\rho_{\text{DM}}^{(\text{Galaxy})}(\vec{x})}{\tau_{\text{DM}} m_{\text{DM}}} \int_{E_e}^{\infty} dE'_e \frac{dN_e}{dE'_e}. \quad (8)$$

In our numerical analysis, we adopt the above approximated formula for the e^\pm spectrum in our Galaxy. Then, γ -ray flux from direction (b, l) , where b and l are Galactic latitude and longitude, respectively, is obtained by line-of-sight (l.o.s) integral of γ -ray energy density per unit time and unit energy as

$$\Phi_\gamma^{(\text{Galaxy})}(b, l) = \frac{1}{4\pi} \int_{\text{l.o.s}} d\vec{l} L_{\text{IC}}(E_\gamma, \vec{l}), \quad (9)$$

where

$$L_{\text{IC}}(E_\gamma, \vec{x}) = \int dE_e dE_{\gamma\text{BG}} \frac{d\sigma_{\text{IC}}}{dE_\gamma} f_{\gamma\text{BG}}(E_{\gamma\text{BG}}, \vec{x}) f_e^{(\text{Galaxy})}(E_e, \vec{x}). \quad (10)$$

In studying the γ -ray from cosmological distance, we need to understand the e^\pm spectrum in the extra-Galactic region. In such a region, the e^\pm spectrum is independent of the position, so the spectrum should obey

$$\frac{\partial f_e(t, E_e)}{\partial t} = H E_e \frac{\partial f_e(t, E_e)}{\partial E_e} + \frac{\partial}{\partial E_e} [b(t, E_e) f_e(t, E_e)] + Q(t, E_e), \quad (11)$$

where H is the expansion rate of the universe. Contrary to the case in our Galaxy, only the IC process with the CMB radiation contributes to the energy-loss process. Since the typical energy of the CMB radiation is so low that e^\pm becomes non-relativistic in the center-of-mass energy of the IC process. Then, taking into account the red-shift of the CMB radiation, the energy loss rate is given by

$$b^{(\text{Cosmo})}(t, E_e) = \frac{4}{3} \sigma_{\text{T}} \gamma_e^2 \rho_{\text{CMB}}^{(\text{now})} (1+z)^4, \quad (12)$$

where $\rho_{\text{CMB}}^{(\text{now})} \simeq 0.26 \text{ eV/cm}^3$ is the present energy density of the CMB, and z is the red-shift.

The typical time scale of the energy loss due to the IC process is estimated to be $E_e/b^{(\text{Cosmo})}$, and is of the order of 10^{14} sec for $E_e = 100$ GeV (and becomes shorter as E_e increases). Because the energetic e^\pm loses its energy via the IC process before the energy is red-shifted, we neglect the terms of $O(H)$ in Eq. (11) and obtain

$$f_e^{(\text{Cosmo})}(t, E_e) = \frac{1}{b^{(\text{Cosmo})}(t, E_e)} \frac{\rho_{\text{DM}}^{(\text{now})} (1+z)^3}{\tau_{\text{DM}} m_{\text{DM}}} \int_{E_e}^{\infty} dE'_e \frac{dN_e}{dE'_e}, \quad (13)$$

where $\rho_{\text{DM}}^{(\text{now})} \simeq 1.2 \times 10^{-6} \text{ GeV/cm}^3$ is the present energy density of dark matter. Then, taking into account red-shift of scattered photon spectrum and the dilution due to the expansion of the universe, we obtain the γ -ray from cosmological distance as

$$\Phi_{\gamma}^{(\text{Cosmo})} = \frac{1}{4\pi} \int dt \frac{1}{(1+z)^3} L_{\text{IC}}(t, E_{\gamma}), \quad (14)$$

where

$$L_{\text{IC}}(t, E_{\gamma}) = (1+z) \int dE_e dE_{\gamma_{\text{BG}}} \left[\frac{d\sigma_{\text{IC}}}{dE'_{\gamma}} \right]_{E'_{\gamma}=(1+z)E_{\gamma}} f_{\gamma_{\text{BG}}}^{(\text{CMB})}(t, E_{\gamma_{\text{BG}}}) f_e^{(\text{Cosmo})}(t, E_e), \quad (15)$$

with $f_{\gamma_{\text{BG}}}^{(\text{CMB})}(t, E_{\gamma_{\text{BG}}})$ being the spectrum of the CMB radiation at the time t . Notice that the astrophysical uncertainty is small in the extra-Galactic contribution, as is obvious from the above expression.

Now, we are at the position to show our numerical results. To make our discussion simple, we concentrate on the case where dark matter dominantly decays into $\mu^+ \mu^-$ pair as an example. In such a case, energetic e^{\pm} are produced by the decay of μ^{\pm} . Then, the positron fraction can be in good agreement with the PAMELA result while the total ($e^+ + e^-$) flux can be consistent with the Fermi data if $m_{\text{DM}} \sim O(1 \text{ TeV})$ and $\tau_{\text{DM}} \sim O(10^{26} \text{ sec})$ [16]. Here, we use the following four sample points: $(m_{\text{DM}}, \tau_{\text{DM}}) = (1 \text{ TeV}, 4.5 \times 10^{26} \text{ sec}), (2 \text{ TeV}, 2.2 \times 10^{26} \text{ sec}), (4 \text{ TeV}, 1.1 \times 10^{26} \text{ sec}),$ and $(10 \text{ TeV}, 1.0 \times 10^{26} \text{ sec})$. With these parameters, the e^+ and e^- fluxes become consistent with the PAMELA and the Fermi data by relevantly choosing the background fluxes. Here, we assume that the background e^- flux obeys the power law, $\Phi_{e^-}^{(\text{BG})} = A E_e^{\gamma}$, with A and γ being free parameters, while the background e^+ flux of $\Phi_{e^+}^{(\text{BG})} = 4.5(E_e/1 \text{ GeV})^{0.7}/(1 + 650(E_e/1 \text{ GeV})^{2.3} + 1500(E_e/1 \text{ GeV})^{4.2}) \text{ GeV}^{-1} \text{ cm}^{-2} \text{ sec}^{-1} \text{ sr}^{-1}$ [37] is adopted. Then, for some choice of A and γ , the positron fraction becomes consistent with the PAMELA result. Meanwhile, the Fermi data suggests that $(\Phi_{e^-}^{(\text{obs})} + \Phi_{e^+}^{(\text{obs})})$ is approximately proportional to E_e^{-3} . However, we believe that the interpretation of the Fermi data is rather controversial because the $(e^+ + e^-)$ flux is sensitive to the spectra of background e^+ and e^- which still have significant uncertainties. So, we conservatively use the Fermi data as an upper bound on the $(e^+ + e^-)$ flux; we checked that the total $(e^+ + e^-)$ fluxes in our sample points are below the observed flux reported by the Fermi experiment: $E_e^3(\Phi_{e^-} + \Phi_{e^+}) \lesssim 150 \text{ GeV}^2 \text{ sec}^{-1} \text{ m}^{-2} \text{ sr}^{-1}$ for $20 \text{ GeV} \lesssim E_e \lesssim 1 \text{ TeV}$ [15].

The flux of the high energy cosmic γ -ray has been recently measured by the Fermi experiment. The Fermi collaboration has shown preliminary results after averaging

over the direction in the region of $0^\circ \leq l < 360^\circ$ and $10^\circ \leq b \leq 20^\circ$. Then, they found that the averaged γ -ray flux is $E_\gamma^2 \Phi_\gamma^{(\text{obs})} \sim O(10^{-5} - 10^{-6} \text{ GeVsec}^{-1} \text{cm}^{-2} \text{sr}^{-1})$ for the energy range of $0.1 \text{ GeV} \lesssim E_\gamma \lesssim 10 \text{ GeV}$ [38]. We have calculated the same averaged flux in the present case and found that the flux from the IC process is order-of-magnitude smaller than the Fermi data.

However, this fact does not necessarily mean that the study of the IC-induced γ -ray has no importance. This is because the signal and background γ -ray fluxes are expected to have strong directional dependence. In particular, there exists stronger stellar activity near the Galactic center, and hence the background γ -ray flux is significantly reduced for the direction away from the Galactic center. Thus, if we focus on a particular direction in which small background γ -ray flux is expected, a signal of the IC-induced γ -ray may be observed. Furthermore, the IC-induced γ -ray flux may be enhanced for the energy region of $E_\gamma \gtrsim 10 \text{ GeV}$.

In Figs. 1 – 4, we plot the cosmic γ -ray flux from the IC process for $m_{\text{DM}} = 1 \text{ TeV}, 2 \text{ TeV}, 4 \text{ TeV},$ and 10 TeV . In the Figures, we show the Galactic and extra-Galactic contributions separately. For the Galactic contribution, we show the results for $(b, l) = (10^\circ, 0^\circ), (30^\circ, 0^\circ), (60^\circ, 0^\circ),$ and $(90^\circ, 0^\circ)$. We have also calculated the γ -ray flux from other direction of line-of-sight. For $b < 10^\circ$ (with $l = 0^\circ$), the results are almost the same as those for $(b, l) = (10^\circ, 0^\circ)$ irrespective of m_{DM} as far as the present procedure of the calculation is adopted. For $l = 180^\circ$, the IC-induced γ -ray flux becomes insensitive to b and is similar to that for $(b, l) = (90^\circ, 0^\circ)$.

As one can see, for the direction close to the Galactic center, Galactic contribution is larger than the extra-Galactic one. For $(b, l) = (10^\circ - 30^\circ, 0^\circ)$, the flux can be as large as $E_\gamma^2 \Phi_\gamma^{(\text{IC})} \sim O(10^{-6} - 10^{-7} \text{ GeVsec}^{-1} \text{cm}^{-2} \text{sr}^{-1})$ up to $E_\gamma \sim 10 - 100 \text{ GeV}$, depending on the mass of dark matter. On the contrary, for the direction away from the Galactic center, the γ -ray from the IC process is dominated by the extra-Galactic contribution. In such a case, the peak of the IC-induced γ -ray spectrum is around $E_\gamma \sim 0.2 \text{ GeV} \times (m_{\text{DM}}/1 \text{ TeV})^2$, and the height of the peak can be as large as $E_\gamma^2 \Phi_\gamma^{(\text{IC})} \sim O(10^{-7} \text{ GeVsec}^{-1} \text{cm}^{-2} \text{sr}^{-1})$. Thus, if the γ -ray fluxes for various directions are determined, they may provide significant test of the unstable dark matter scenario.

Using EGRET [39] data, information about the directional dependence of the γ -ray flux was discussed in [40]. For $E_\gamma \sim O(1 \text{ GeV})$, the observed flux is $E_\gamma^2 \Phi_\gamma^{(\text{obs})} \sim O(10^{-6} - 10^{-7} \text{ GeVsec}^{-1} \text{cm}^{-2} \text{sr}^{-1})$, which is of the same order of the IC-induced γ -ray flux for $m_{\text{DM}} \sim O(1 \text{ TeV})$. (The observed flux becomes smaller for higher Galactic latitude.) However, for such energy region, the error in the observed flux is very

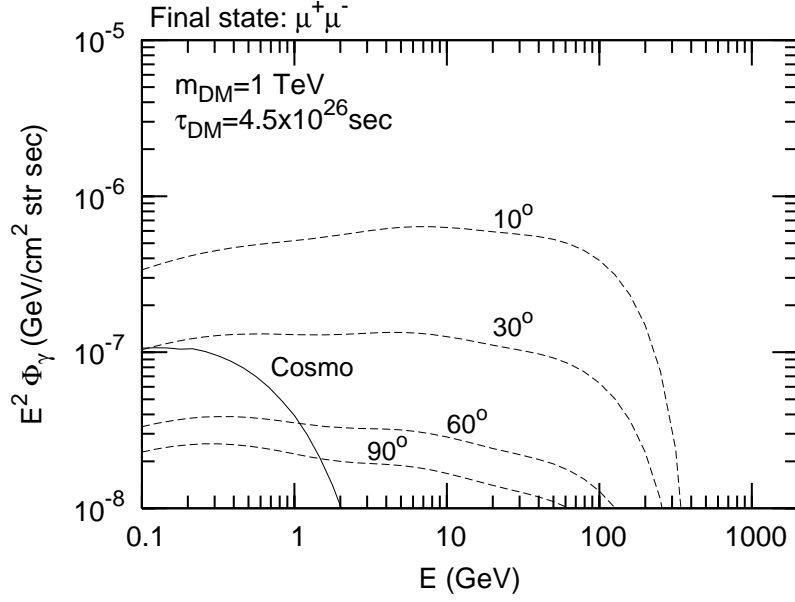


Figure 1: Flux of IC-induced cosmic γ -ray for $m_{\text{DM}} = 1 \text{ TeV}$ and $\tau_{\text{DM}} = 4.5 \times 10^{26} \text{ sec}$. The solid line is the flux from the cosmological distance, which is isotropic, while the dashed ones are Galactic contributions from the directions $(b, l) = (10^\circ, 0^\circ)$, $(30^\circ, 0^\circ)$, $(60^\circ, 0^\circ)$, and $(90^\circ, 0^\circ)$, from the top to the bottom.

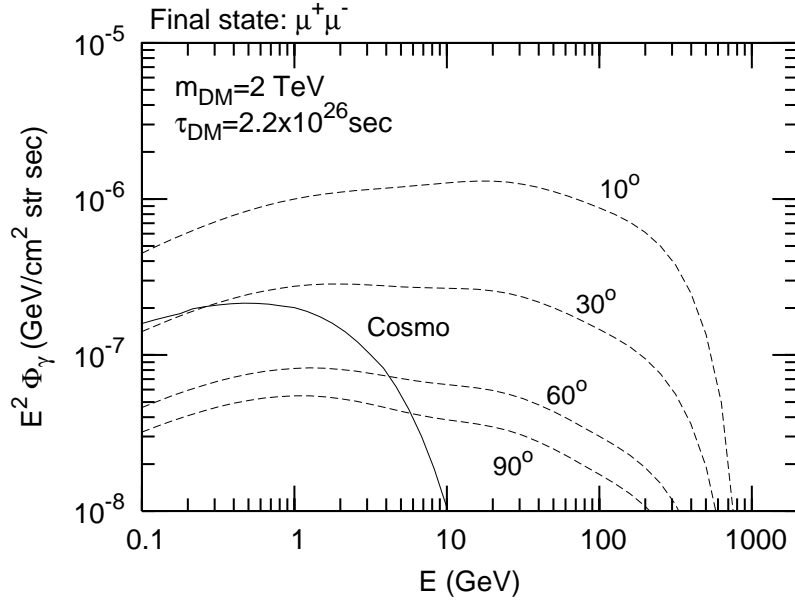


Figure 2: Same as Fig. 1, except for $m_{\text{DM}} = 2 \text{ TeV}$ and $\tau_{\text{DM}} = 2.2 \times 10^{26} \text{ sec}$.

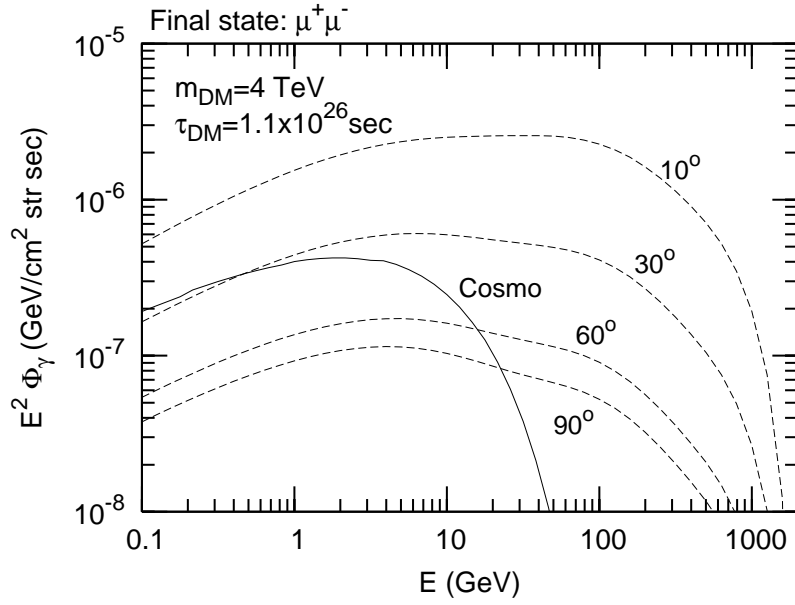


Figure 3: Same as Fig. 1, except for $m_{\text{DM}} = 4 \text{ TeV}$ and $\tau_{\text{DM}} = 1.1 \times 10^{26} \text{ sec}$.

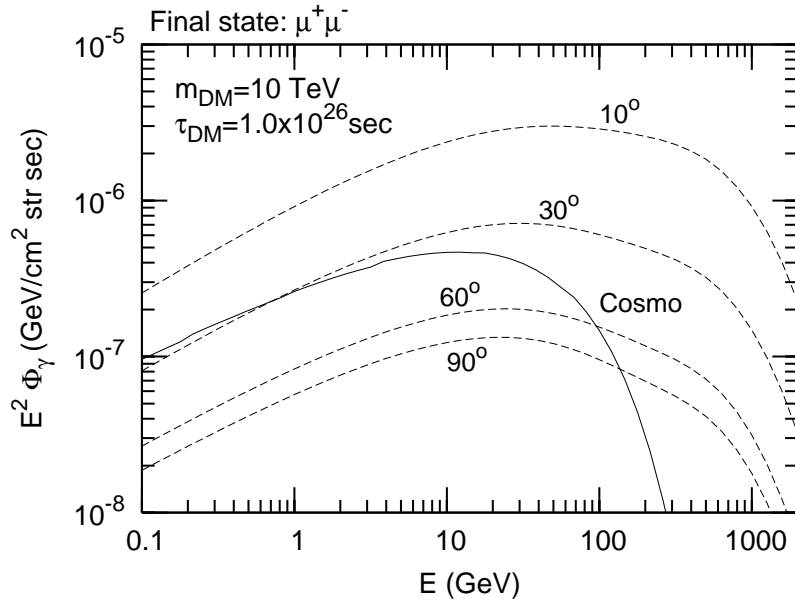


Figure 4: Same as Fig. 1, except for $m_{\text{DM}} = 10 \text{ TeV}$ and $\tau_{\text{DM}} = 1.0 \times 10^{26} \text{ sec}$.

large. In addition, for directions away from the Galactic center, no information is currently available for larger E_γ . So, our knowledge about the γ -ray spectrum, in particular for directions away from the Galactic center, is still unsatisfactory and is not enough to perform a reliable test of the unstable dark matter scenario. Thus, more precise determination of the spectrum is suggested. If detailed data about the γ -ray spectrum becomes available for various directions by the Fermi experiment, it will provide a significant information about the unstable dark matter scenario. In particular, study of the γ -ray flux from directions away from the Galactic center is important. For such directions, the γ -rays from the Galactic activities are suppressed. Thus, the background flux is expected to be comparable to or even smaller than the extra-Galactic contribution of the IC-induced γ -ray flux. Then, if the γ -ray spectrum for such a direction is precisely determined, we may see a signal of the IC-induced γ -ray. Of course, the measurement of the flux from directions close to the Galactic center, which is sensitive to the Galactic contribution, is also important.

In this Letter, we have studied the IC-induced γ -ray, assuming that the PAMELA anomaly in the e^+ fraction is due to the decay of dark matter. We have calculated the Galactic and extra-Galactic contributions separately, and shown that both of them are important. In our study, we have considered the case that dark matter dominantly decays into $\mu^+\mu^-$ pair. However, as far as the PAMELA anomaly is explained in the decaying dark matter scenario, the IC-induced γ -ray flux is expected to be of the same order irrespective of dominant decay process. This is because, in order to explain the PAMELA anomaly, energetic e^\pm should be produced by the decay, which induces the IC process. It should be also noticed that the production rate of energetic e^\pm is extremely suppressed in the extra-Galactic region in other scenarios of explaining the PAMELA anomaly, like the annihilating dark matter scenario and the pulsar scenario. Therefore, the IC-induced γ -ray from cosmological distance is negligible in those cases, and hence it is a unique signal in the decaying dark matter scenario. Information about the IC-induced γ -ray may be obtained from the observations for various directions. In particular, once the γ -ray fluxes for directions off the Galactic center are precisely determined, we should carefully study the data to extract the IC-induced γ -ray from the extra-Galactic region, which has small astrophysical uncertainty.

So far, we have concentrated on the case that the direct production of energetic photon by the dark matter decay is negligible. However, it is often the case that dark matter decays into photon (and something else), or into hadrons whose decay products include energetic photons. If so, those photons also become the source of high energy

cosmic γ -ray and the cosmic γ -ray flux may be enhanced. The spectrum of the cosmic γ -ray depends on the properties of the decaying dark matter. Detailed discussion for several specific dark matter models will be given elsewhere [41].

Acknowledgments: This work was supported in part by Research Fellowships of the Japan Society for the Promotion of Science for Young Scientists (K.I.), and by the Grant-in-Aid for Scientific Research from the Ministry of Education, Science, Sports, and Culture of Japan, No. 21740174 (S.M.) and No. 19540255 (T.M.).

References

- [1] O. Adriani *et al.* [PAMELA Collaboration], *Nature* **458** (2009) 607.
- [2] J. H. Huh, J. E. Kim and B. Kyae, arXiv:0809.2601 [hep-ph].
- [3] Y. Nomura and J. Thaler, arXiv:0810.5397 [hep-ph].
- [4] P. f. Yin, Q. Yuan, J. Liu, J. Zhang, X. j. Bi and S. h. Zhu, *Phys. Rev. D* **79** (2009) 023512.
- [5] K. Ishiwata, S. Matsumoto and T. Moroi, arXiv:0811.0250 [hep-ph].
- [6] Y. Bai and Z. Han, arXiv:0811.0387 [hep-ph].
- [7] C. R. Chen, F. Takahashi and T. T. Yanagida, *Phys. Lett. B* **673** (2009) 255.
- [8] K. Hamaguchi, E. Nakamura, S. Shirai and T. T. Yanagida, *Phys. Lett. B* **674** (2009) 299.
- [9] E. Ponton and L. Randall, *JHEP* **0904** (2009) 080.
- [10] A. Ibarra and D. Tran, *JCAP* **0902** (2009) 021.
- [11] C. R. Chen, M. M. Nojiri, F. Takahashi and T. T. Yanagida, arXiv:0811.3357 [astro-ph].
- [12] A. Arvanitaki, S. Dimopoulos, S. Dubovsky, P. W. Graham, R. Harnik and S. Rajendran, arXiv:0812.2075 [hep-ph].
- [13] K. Hamaguchi, S. Shirai and T. T. Yanagida, *Phys. Lett. B* **673** (2009) 247.
- [14] C. R. Chen and F. Takahashi, *JCAP* **0902**, 004 (2009).
- [15] A. A. Abdo *et al.* [The Fermi LAT Collaboration], arXiv:0905.0025 [astro-ph.HE].
- [16] P. Meade, M. Papucci, A. Strumia and T. Volansky, arXiv:0905.0480 [hep-ph].
- [17] S. Shirai, F. Takahashi and T. T. Yanagida, arXiv:0905.0388 [hep-ph].

- [18] J. Mardon, Y. Nomura and J. Thaler arXiv:0905.3749 [hep-ph].
- [19] E. Nardi, F. Sannino and A. Strumia, JCAP **0901** (2009) 043.
- [20] K. Ishiwata, S. Matsumoto and T. Moroi, Phys. Rev. D **79** (2009) 043527.
- [21] L. Bergstrom, T. Bringmann and J. Edsjo, Phys. Rev. D **78** (2008) 103520.
- [22] M. Cirelli, M. Kadastik, M. Raidal and A. Strumia, Nucl. Phys. B **813** (2009) 1.
- [23] I. Cholis, D. P. Finkbeiner, L. Goodenough and N. Weiner, arXiv:0810.5344 [astro-ph].
- [24] D. Feldman, Z. Liu and P. Nath, Phys. Rev. D **79** (2009) 063509.
- [25] P. J. Fox and E. Poppitz, arXiv:0811.0399 [hep-ph].
- [26] V. Barger, W. Y. Keung, D. Marfatia and G. Shaughnessy, Phys. Lett. B **672** (2009) 141.
- [27] A. E. Nelson and C. Spitzer, arXiv:0810.5167 [hep-ph].
- [28] R. Harnik and G. D. Kribs, arXiv:0810.5557 [hep-ph].
- [29] M. Ibe, H. Murayama and T. T. Yanagida, Phys. Rev. D **79** (2009) 095009.
- [30] D. Hooper, A. Stebbins and K. M. Zurek, arXiv:0812.3202 [hep-ph].
- [31] D. Hooper, P. Blasi and P. D. Serpico, JCAP **0901** (2009) 025.
- [32] See, for example, J. Binney and S. Tremaine, “Galactic Dynamics” (Princeton Univ Press, 1988).
- [33] T. Delahaye, R. Lineros, F. Donato, N. Fornengo and P. Salati, Phys. Rev. D **77** (2008) 063527.
- [34] G. R. Blumenthal and R. J. Gould, Rev. Mod. Phys. **42** (1970) 237.
- [35] GALPROP Homepage, <http://galprop.stanford.edu/>.
- [36] T. A. Porter and A. W. Strong, arXiv:astro-ph/0507119.
- [37] E. A. Baltz and J. Edsjo, Phys. Rev. D **59** (1998) 023511.
- [38] T. Porter, talk given at “First results from Fermi Gamma-Ray Space Telescope” (March 7, 2009, Tokyo Tech, Tokyo, Japan), <http://www.hp.phys.titech.ac.jp/fermi/>.
- [39] P. Sreekumar *et al.* [EGRET Collaboration], Astrophys. J. **494** (1998) 523.
- [40] A. W. Strong, I. V. Moskalenko and O. Reimer, Astrophys. J. **613** (2004) 962.
- [41] K. Ishiwata, S. Matsumoto and T. Moroi, in preparation.