

Search for Dimuon Decays of a Light Scalar Boson in Radiative Transitions $\Upsilon \rightarrow \gamma A^0$

B. Aubert,¹ Y. Karyotakis,¹ J. P. Lees,¹ V. Poireau,¹ E. Prencipe,¹ X. Prudent,¹ V. Tisserand,¹ J. Garra Tico,² E. Grauges,² M. Martinelli^{ab,3} A. Palano^{ab,3} M. Pappagallo^{ab,3} G. Eigen,⁴ B. Stugu,⁴ L. Sun,⁴ M. Battaglia,⁵ D. N. Brown,⁵ L. T. Kerth,⁵ Yu. G. Kolomensky,⁵ G. Lynch,⁵ I. L. Osipenkov,⁵ E. Petigura,⁵ K. Tackmann,⁵ T. Tanabe,⁵ C. M. Hawkes,⁶ N. Soni,⁶ A. T. Watson,⁶ H. Koch,⁷ T. Schroeder,⁷ D. J. Asgeirsson,⁸ B. G. Fulsom,⁸ C. Hearty,⁸ T. S. Mattison,⁸ J. A. McKenna,⁸ M. Barrett,⁹ A. Khan,⁹ A. Randle-Conde,⁹ V. E. Blinov,¹⁰ A. D. Bukin,^{10,*} A. R. Buzykaev,¹⁰ V. P. Druzhinin,¹⁰ V. B. Golubev,¹⁰ A. P. Onuchin,¹⁰ S. I. Serednyakov,¹⁰ Yu. I. Skovpen,¹⁰ E. P. Solodov,¹⁰ K. Yu. Todyshev,¹⁰ M. Bondioli,¹¹ S. Curry,¹¹ I. Eschrich,¹¹ D. Kirkby,¹¹ A. J. Lankford,¹¹ P. Lund,¹¹ M. Mandelkern,¹¹ E. C. Martin,¹¹ D. P. Stoker,¹¹ H. Atmacan,¹² J. W. Gary,¹² F. Liu,¹² O. Long,¹² G. M. Vitug,¹² Z. Yasin,¹² V. Sharma,¹³ C. Campagnari,¹⁴ T. M. Hong,¹⁴ D. Kovalskyi,¹⁴ M. A. Mazur,¹⁴ J. D. Richman,¹⁴ T. W. Beck,¹⁵ A. M. Eisner,¹⁵ C. A. Heusch,¹⁵ J. Kroseberg,¹⁵ W. S. Lockman,¹⁵ A. J. Martinez,¹⁵ T. Schalk,¹⁵ B. A. Schumm,¹⁵ A. Seiden,¹⁵ L. Wang,¹⁵ L. O. Winstrom,¹⁵ C. H. Cheng,¹⁶ D. A. Doll,¹⁶ B. Echenard,¹⁶ F. Fang,¹⁶ D. G. Hitlin,¹⁶ I. Narsky,¹⁶ P. Ongmongkolku,¹⁶ T. Piatenko,¹⁶ F. C. Porter,¹⁶ R. Andreassen,¹⁷ G. Mancinelli,¹⁷ B. T. Meadows,¹⁷ K. Mishra,¹⁷ M. D. Sokoloff,¹⁷ P. C. Bloom,¹⁸ W. T. Ford,¹⁸ A. Gaz,¹⁸ J. F. Hirschauer,¹⁸ M. Nagel,¹⁸ U. Nauenberg,¹⁸ J. G. Smith,¹⁸ S. R. Wagner,¹⁸ R. Ayad,^{19,†} W. H. Toki,¹⁹ R. J. Wilson,¹⁹ E. Feltresi,²⁰ A. Hauke,²⁰ H. Jasper,²⁰ T. M. Karbach,²⁰ J. Merkel,²⁰ A. Petzold,²⁰ B. Spaan,²⁰ K. Wacker,²⁰ M. J. Kobel,²¹ R. Nogowski,²¹ K. R. Schubert,²¹ R. Schwierz,²¹ A. Volk,²¹ D. Bernard,²² E. Latour,²² M. Verderi,²² P. J. Clark,²³ S. Playfer,²³ J. E. Watson,²³ M. Andreotti^{ab,24} D. Bettoni^{a,24} C. Bozzi^{a,24} R. Calabrese^{ab,24} A. Cecchi^{ab,24} G. Cibinetto^{ab,24} E. Fioravanti^{ab,24} P. Franchini^{ab,24} E. Luppi^{ab,24} M. Menerato^{ab,24} M. Negrini^{ab,24} A. Petrella^{ab,24} L. Piemontese^{a,24} V. Santoro^{ab,24} R. Baldini-Ferroli,²⁵ A. Calcaterra,²⁵ R. de Sangro,²⁵ G. Finocchiaro,²⁵ S. Pacetti,²⁵ P. Patteri,²⁵ I. M. Peruzzi,^{25,‡} M. Piccolo,²⁵ M. Rama,²⁵ A. Zallo,²⁵ R. Contri^{ab,26} E. Guido,²⁶ M. Lo Vetere^{ab,26} M. R. Monge^{ab,26} S. Passaggio^{a,26} C. Patrignani^{ab,26} E. Robutti^{a,26} S. Tosi^{ab,26} K. S. Chaisanguanthum,²⁷ M. Morii,²⁷ A. Adametz,²⁸ J. Marks,²⁸ S. Schenk,²⁸ U. Uwer,²⁸ F. U. Bernlochner,²⁹ V. Klose,²⁹ H. M. Lacker,²⁹ D. J. Bard,³⁰ P. D. Dauncey,³⁰ M. Tibbetts,³⁰ P. K. Behera,³¹ M. J. Charles,³¹ U. Mallik,³¹ J. Cochran,³² H. B. Crawley,³² L. Dong,³² V. Eyges,³² W. T. Meyer,³² S. Prell,³² E. I. Rosenberg,³² A. E. Rubin,³² Y. Y. Gao,³³ A. V. Gritsan,³³ Z. J. Guo,³³ N. Arnaud,³⁴ J. Béquilleux,³⁴ A. D'Orazio,³⁴ M. Davier,³⁴ D. Derkach,³⁴ J. Firmino da Costa,³⁴ G. Grosdidier,³⁴ F. Le Diberder,³⁴ V. Lepeltier,³⁴ A. M. Lutz,³⁴ B. Malaescu,³⁴ S. Pruvot,³⁴ P. Roudeau,³⁴ M. H. Schune,³⁴ J. Serrano,³⁴ V. Sordini,^{34,§} A. Stocchi,³⁴ G. Wormser,³⁴ D. J. Lange,³⁵ D. M. Wright,³⁵ I. Bingham,³⁶ J. P. Burke,³⁶ C. A. Chavez,³⁶ J. R. Fry,³⁶ E. Gabathuler,³⁶ R. Gamet,³⁶ D. E. Hutchcroft,³⁶ D. J. Payne,³⁶ C. Touramanis,³⁶ A. J. Bevan,³⁷ C. K. Clarke,³⁷ F. Di Lodovico,³⁷ R. Sacco,³⁷ M. Sigamani,³⁷ G. Cowan,³⁸ S. Paramesvaran,³⁸ A. C. Wren,³⁸ D. N. Brown,³⁹ C. L. Davis,³⁹ A. G. Denig,⁴⁰ M. Fritsch,⁴⁰ W. Gradl,⁴⁰ A. Hafner,⁴⁰ K. E. Alwyn,⁴¹ D. Bailey,⁴¹ R. J. Barlow,⁴¹ G. Jackson,⁴¹ G. D. Lafferty,⁴¹ T. J. West,⁴¹ J. I. Yi,⁴¹ J. Anderson,⁴² C. Chen,⁴² A. Jawahery,⁴² D. A. Roberts,⁴² G. Simi,⁴² J. M. Tuggle,⁴² C. Dallapiccola,⁴³ E. Salvati,⁴³ R. Cowan,⁴⁴ D. Dujmic,⁴⁴ P. H. Fisher,⁴⁴ S. W. Henderson,⁴⁴ G. Sciolla,⁴⁴ M. Spitznagel,⁴⁴ R. K. Yamamoto,⁴⁴ M. Zhao,⁴⁴ P. M. Patel,⁴⁵ S. H. Robertson,⁴⁵ M. Schram,⁴⁵ P. Biassoni^{ab,46} A. Lazzaro^{ab,46} V. Lombardo^{a,46} F. Palombo^{ab,46} S. Stracka^{ab,46} J. M. Bauer,⁴⁷ L. Cremaldi,⁴⁷ R. Godang,^{47,¶} R. Kroeger,⁴⁷ P. Sonnek,⁴⁷ D. J. Summers,⁴⁷ H. W. Zhao,⁴⁷ M. Simard,⁴⁸ P. Taras,⁴⁸ H. Nicholson,⁴⁹ G. De Nardo^{ab,50} L. Lista^{a,50} D. Monorchio^{ab,50} G. Onorato^{ab,50} C. Sciacca^{ab,50} G. Raven,⁵¹ H. L. Snoek,⁵¹ C. P. Jessop,⁵² K. J. Knoepfel,⁵² J. M. LoSecco,⁵² W. F. Wang,⁵² L. A. Corwin,⁵³ K. Honscheid,⁵³ H. Kagan,⁵³ R. Kass,⁵³ J. P. Morris,⁵³ A. M. Rahimi,⁵³ J. J. Regensburger,⁵³ S. J. Sekula,⁵³ Q. K. Wong,⁵³ N. L. Blount,⁵⁴ J. Brau,⁵⁴ R. Frey,⁵⁴ O. Igonkina,⁵⁴ J. A. Kolb,⁵⁴ M. Lu,⁵⁴ R. Rahmat,⁵⁴ N. B. Sinev,⁵⁴ D. Strom,⁵⁴ J. Strube,⁵⁴ E. Torrence,⁵⁴ G. Castelli^{ab,55} N. Gagliardi^{ab,55} M. Margoni^{ab,55} M. Morandin^{a,55} M. Posocco^{a,55} M. Rotondo^{a,55} F. Simonetto^{ab,55} R. Stroili^{ab,55} C. Voci^{ab,55} P. del Amo Sanchez,⁵⁶ E. Ben-Haim,⁵⁶ G. R. Bonneaud,⁵⁶ H. Briand,⁵⁶ J. Chauveau,⁵⁶ O. Hamon,⁵⁶ Ph. Leruste,⁵⁶ G. Marchiori,⁵⁶ J. Ocariz,⁵⁶ A. Perez,⁵⁶ J. Prendki,⁵⁶ S. Sitt,⁵⁶ L. Gladney,⁵⁷ M. Biasini^{ab,58} E. Manoni^{ab,58} C. Angelini^{ab,59} G. Batignani^{ab,59} S. Bettarini^{ab,59} G. Calderini^{ab,59,**} M. Carpinelli^{ab,59,††} A. Cervelli^{ab,59} F. Forti^{ab,59} M. A. Giorgi^{ab,59} A. Lusiani^{ac,59} M. Morganti^{ab,59} N. Neri^{ab,59} E. Paoloni^{ab,59} G. Rizzo^{ab,59} J. J. Walsh^{a,59} D. Lopes Pegna,⁶⁰ C. Lu,⁶⁰ J. Olsen,⁶⁰ A. J. S. Smith,⁶⁰ A. V. Telnov,⁶⁰ F. Anulli^{a,61} E. Baracchini^{ab,61} G. Cavoto^{a,61} R. Faccini^{ab,61} F. Ferrarotto^{a,61} F. Ferroni^{ab,61}

M. Gaspero^{ab,61} P. D. Jackson^{a,61} L. Li Gioi^{a,61} M. A. Mazzone^{a,61} S. Morganti^{a,61} G. Piredda^{a,61} F. Renga^{ab,61}
 C. Voena^{a,61} M. Ebert,⁶² T. Hartmann,⁶² H. Schröder,⁶² R. Waldi,⁶² T. Adye,⁶³ B. Franek,⁶³ E. O. Olaiya,⁶³
 F. F. Wilson,⁶³ S. Emery,⁶⁴ L. Esteve,⁶⁴ G. Hamel de Monchenault,⁶⁴ W. Kozanecki,⁶⁴ G. Vasseur,⁶⁴ Ch. Yèche,⁶⁴
 M. Zito,⁶⁴ M. T. Allen,⁶⁵ D. Aston,⁶⁵ R. Bartoldus,⁶⁵ J. F. Benitez,⁶⁵ R. Cenci,⁶⁵ J. P. Coleman,⁶⁵ M. R. Convery,⁶⁵
 J. C. Dingfelder,⁶⁵ J. Dorfan,⁶⁵ G. P. Dubois-Felsmann,⁶⁵ W. Dunwoodie,⁶⁵ R. C. Field,⁶⁵ M. Franco Sevilla,⁶⁵
 A. M. Gabareen,⁶⁵ M. T. Graham,⁶⁵ P. Grenier,⁶⁵ C. Hast,⁶⁵ W. R. Innes,⁶⁵ J. Kaminski,⁶⁵ M. H. Kelsey,⁶⁵
 H. Kim,⁶⁵ P. Kim,⁶⁵ M. L. Kocian,⁶⁵ D. W. G. S. Leith,⁶⁵ S. Li,⁶⁵ B. Lindquist,⁶⁵ S. Luitz,⁶⁵ V. Luth,⁶⁵
 H. L. Lynch,⁶⁵ D. B. MacFarlane,⁶⁵ H. Marsiske,⁶⁵ R. Messner,^{65,*} D. R. Muller,⁶⁵ H. Neal,⁶⁵ S. Nelson,⁶⁵
 C. P. O'Grady,⁶⁵ I. Ofte,⁶⁵ M. Perl,⁶⁵ B. N. Ratcliff,⁶⁵ A. Roodman,⁶⁵ A. A. Salnikov,⁶⁵ R. H. Schindler,⁶⁵
 J. Schwiening,⁶⁵ A. Snyder,⁶⁵ D. Su,⁶⁵ M. K. Sullivan,⁶⁵ K. Suzuki,⁶⁵ S. K. Swain,⁶⁵ J. M. Thompson,⁶⁵
 J. Va'vra,⁶⁵ A. P. Wagner,⁶⁵ M. Weaver,⁶⁵ C. A. West,⁶⁵ W. J. Wisniewski,⁶⁵ M. Wittgen,⁶⁵ D. H. Wright,⁶⁵
 H. W. Wulsin,⁶⁵ A. K. Yarritu,⁶⁵ C. C. Young,⁶⁵ V. Ziegler,⁶⁵ X. R. Chen,⁶⁶ H. Liu,⁶⁶ W. Park,⁶⁶ M. V. Purohit,⁶⁶
 R. M. White,⁶⁶ J. R. Wilson,⁶⁶ P. R. Burchat,⁶⁷ A. J. Edwards,⁶⁷ T. S. Miyashita,⁶⁷ S. Ahmed,⁶⁸ M. S. Alam,⁶⁸
 J. A. Ernst,⁶⁸ B. Pan,⁶⁸ M. A. Saeed,⁶⁸ S. B. Zain,⁶⁸ A. Soffer,⁶⁹ S. M. Spanier,⁷⁰ B. J. Wogslund,⁷⁰ R. Eckmann,⁷¹
 J. L. Ritchie,⁷¹ A. M. Ruland,⁷¹ C. J. Schilling,⁷¹ R. F. Schwitters,⁷¹ B. C. Wray,⁷¹ B. W. Drummond,⁷²
 J. M. Izen,⁷² X. C. Lou,⁷² F. Bianchi^{ab,73} D. Gamba^{ab,73} M. Pelliccioni^{ab,73} M. Bomben^{ab,74} L. Bosisio^{ab,74}
 C. Cartaro^{ab,74} G. Della Ricca^{ab,74} L. Lanceri^{ab,74} L. Vitale^{ab,74} V. Azzolini,⁷⁵ N. Lopez-March,⁷⁵
 F. Martinez-Vidal,⁷⁵ D. A. Milanes,⁷⁵ A. Oyanguren,⁷⁵ J. Albert,⁷⁶ Sw. Banerjee,⁷⁶ B. Bhuyan,⁷⁶ H. H. F. Choi,⁷⁶
 K. Hamano,⁷⁶ G. J. King,⁷⁶ R. Kowalewski,⁷⁶ M. J. Lewczuk,⁷⁶ I. M. Nugent,⁷⁶ J. M. Roney,⁷⁶ R. J. Sobie,⁷⁶
 T. J. Gershon,⁷⁷ P. F. Harrison,⁷⁷ J. Ilic,⁷⁷ T. E. Latham,⁷⁷ G. B. Mohanty,⁷⁷ E. M. T. Puccio,⁷⁷
 H. R. Band,⁷⁸ X. Chen,⁷⁸ S. Dasu,⁷⁸ K. T. Flood,⁷⁸ Y. Pan,⁷⁸ R. Prepost,⁷⁸ C. O. Vuosalo,⁷⁸ and S. L. Wu⁷⁸

(The BABAR Collaboration)

¹Laboratoire d'Annecy-le-Vieux de Physique des Particules (LAPP),

Université de Savoie, CNRS/IN2P3, F-74941 Annecy-Le-Vieux, France

²Universitat de Barcelona, Facultat de Física, Departament ECM, E-08028 Barcelona, Spain

³INFN Sezione di Bari^a; Dipartimento di Fisica, Università di Bari^b, I-70126 Bari, Italy

⁴University of Bergen, Institute of Physics, N-5007 Bergen, Norway

⁵Lawrence Berkeley National Laboratory and University of California, Berkeley, California 94720, USA

⁶University of Birmingham, Birmingham, B15 2TT, United Kingdom

⁷Ruhr Universität Bochum, Institut für Experimentalphysik 1, D-44780 Bochum, Germany

⁸University of British Columbia, Vancouver, British Columbia, Canada V6T 1Z1

⁹Brunel University, Uxbridge, Middlesex UB8 3PH, United Kingdom

¹⁰Budker Institute of Nuclear Physics, Novosibirsk 630090, Russia

¹¹University of California at Irvine, Irvine, California 92697, USA

¹²University of California at Riverside, Riverside, California 92521, USA

¹³University of California at San Diego, La Jolla, California 92093, USA

¹⁴University of California at Santa Barbara, Santa Barbara, California 93106, USA

¹⁵University of California at Santa Cruz, Institute for Particle Physics, Santa Cruz, California 95064, USA

¹⁶California Institute of Technology, Pasadena, California 91125, USA

¹⁷University of Cincinnati, Cincinnati, Ohio 45221, USA

¹⁸University of Colorado, Boulder, Colorado 80309, USA

¹⁹Colorado State University, Fort Collins, Colorado 80523, USA

²⁰Technische Universität Dortmund, Fakultät Physik, D-44221 Dortmund, Germany

²¹Technische Universität Dresden, Institut für Kern- und Teilchenphysik, D-01062 Dresden, Germany

²²Laboratoire Leprince-Ringuet, CNRS/IN2P3, Ecole Polytechnique, F-91128 Palaiseau, France

²³University of Edinburgh, Edinburgh EH9 3JZ, United Kingdom

²⁴INFN Sezione di Ferrara^a; Dipartimento di Fisica, Università di Ferrara^b, I-44100 Ferrara, Italy

²⁵INFN Laboratori Nazionali di Frascati, I-00044 Frascati, Italy

²⁶INFN Sezione di Genova^a; Dipartimento di Fisica, Università di Genova^b, I-16146 Genova, Italy

²⁷Harvard University, Cambridge, Massachusetts 02138, USA

²⁸Universität Heidelberg, Physikalisches Institut, Philosophenweg 12, D-69120 Heidelberg, Germany

²⁹Humboldt-Universität zu Berlin, Institut für Physik, Newtonstr. 15, D-12489 Berlin, Germany

³⁰Imperial College London, London, SW7 2AZ, United Kingdom

³¹University of Iowa, Iowa City, Iowa 52242, USA

³²Iowa State University, Ames, Iowa 50011-3160, USA

³³Johns Hopkins University, Baltimore, Maryland 21218, USA

³⁴Laboratoire de l'Accélérateur Linéaire, IN2P3/CNRS et Université Paris-Sud 11,
 Centre Scientifique d'Orsay, B. P. 34, F-91898 Orsay Cedex, France

- ³⁵Lawrence Livermore National Laboratory, Livermore, California 94550, USA
³⁶University of Liverpool, Liverpool L69 7ZE, United Kingdom
³⁷Queen Mary, University of London, London, E1 4NS, United Kingdom
³⁸University of London, Royal Holloway and Bedford New College, Egham, Surrey TW20 0EX, United Kingdom
³⁹University of Louisville, Louisville, Kentucky 40292, USA
⁴⁰Johannes Gutenberg-Universität Mainz, Institut für Kernphysik, D-55099 Mainz, Germany
⁴¹University of Manchester, Manchester M13 9PL, United Kingdom
⁴²University of Maryland, College Park, Maryland 20742, USA
⁴³University of Massachusetts, Amherst, Massachusetts 01003, USA
⁴⁴Massachusetts Institute of Technology, Laboratory for Nuclear Science, Cambridge, Massachusetts 02139, USA
⁴⁵McGill University, Montréal, Québec, Canada H3A 2T8
⁴⁶INFN Sezione di Milano^a; Dipartimento di Fisica, Università di Milano^b, I-20133 Milano, Italy
⁴⁷University of Mississippi, University, Mississippi 38677, USA
⁴⁸Université de Montréal, Physique des Particules, Montréal, Québec, Canada H3C 3J7
⁴⁹Mount Holyoke College, South Hadley, Massachusetts 01075, USA
⁵⁰INFN Sezione di Napoli^a; Dipartimento di Scienze Fisiche, Università di Napoli Federico II^b, I-80126 Napoli, Italy
⁵¹NIKHEF, National Institute for Nuclear Physics and High Energy Physics, NL-1009 DB Amsterdam, The Netherlands
⁵²University of Notre Dame, Notre Dame, Indiana 46556, USA
⁵³Ohio State University, Columbus, Ohio 43210, USA
⁵⁴University of Oregon, Eugene, Oregon 97403, USA
⁵⁵INFN Sezione di Padova^a; Dipartimento di Fisica, Università di Padova^b, I-35131 Padova, Italy
⁵⁶Laboratoire de Physique Nucléaire et de Hautes Energies, IN2P3/CNRS, Université Pierre et Marie Curie-Paris6, Université Denis Diderot-Paris7, F-75252 Paris, France
⁵⁷University of Pennsylvania, Philadelphia, Pennsylvania 19104, USA
⁵⁸INFN Sezione di Perugia^a; Dipartimento di Fisica, Università di Perugia^b, I-06100 Perugia, Italy
⁵⁹INFN Sezione di Pisa^a; Dipartimento di Fisica, Università di Pisa^b; Scuola Normale Superiore di Pisa^c, I-56127 Pisa, Italy
⁶⁰Princeton University, Princeton, New Jersey 08544, USA
⁶¹INFN Sezione di Roma^a; Dipartimento di Fisica, Università di Roma La Sapienza^b, I-00185 Roma, Italy
⁶²Universität Rostock, D-18051 Rostock, Germany
⁶³Rutherford Appleton Laboratory, Chilton, Didcot, Oxon, OX11 0QX, United Kingdom
⁶⁴CEA, Irfu, SPP, Centre de Saclay, F-91191 Gif-sur-Yvette, France
⁶⁵SLAC National Accelerator Laboratory, Stanford, California 94309 USA
⁶⁶University of South Carolina, Columbia, South Carolina 29208, USA
⁶⁷Stanford University, Stanford, California 94305-4060, USA
⁶⁸State University of New York, Albany, New York 12222, USA
⁶⁹Tel Aviv University, School of Physics and Astronomy, Tel Aviv, 69978, Israel
⁷⁰University of Tennessee, Knoxville, Tennessee 37996, USA
⁷¹University of Texas at Austin, Austin, Texas 78712, USA
⁷²University of Texas at Dallas, Richardson, Texas 75083, USA
⁷³INFN Sezione di Torino^a; Dipartimento di Fisica Sperimentale, Università di Torino^b, I-10125 Torino, Italy
⁷⁴INFN Sezione di Trieste^a; Dipartimento di Fisica, Università di Trieste^b, I-34127 Trieste, Italy
⁷⁵IFIC, Universitat de Valencia-CSIC, E-46071 Valencia, Spain
⁷⁶University of Victoria, Victoria, British Columbia, Canada V8W 3P6
⁷⁷Department of Physics, University of Warwick, Coventry CV4 7AL, United Kingdom
⁷⁸University of Wisconsin, Madison, Wisconsin 53706, USA

(Dated: May 27, 2009)

We search for evidence of a light scalar boson in the radiative decays of the $\Upsilon(2S)$ and $\Upsilon(3S)$ resonances: $\Upsilon(2S, 3S) \rightarrow \gamma A^0$, $A^0 \rightarrow \mu^+ \mu^-$. Such a particle appears in extensions of the Standard Model, where a light CP -odd Higgs boson naturally couples strongly to b -quarks. We find no evidence for such processes in the mass range $0.212 \leq m_{A^0} \leq 9.3 \text{ GeV}$ in the samples of 99×10^6 $\Upsilon(2S)$ and 122×10^6 $\Upsilon(3S)$ decays collected by the BABAR detector at the PEP-II B-factory and set stringent upper limits on the effective coupling of the b quark to the A^0 . We also limit the dimuon branching fraction of the η_b meson: $\mathcal{B}(\eta_b \rightarrow \mu^+ \mu^-) < 0.9\%$ at 90% confidence level.

PACS numbers: 13.20.Gd, 14.40.Gx, 14.80.Cp, 14.80.Mz, 12.60.Fr, 12.15.Ji

The concept of mass is one of the most intuitive ideas in physics since it is present in everyday human experi-

ence. Yet the fundamental nature of mass remains one of the great mysteries of science. The Higgs mechanism

is a theoretically appealing way to account for the different masses of elementary particles [1]. It implies the existence of at least one new scalar particle, the Higgs boson, which is the only Standard Model (SM) [2] particle yet to be observed. The SM Higgs boson mass is constrained to be of $\mathcal{O}(100 - 200 \text{ GeV})$ by direct searches [3] and by precision electroweak measurements [4].

A number of theoretical models extend the Higgs sector to include additional Higgs fields, some of them naturally light [5]. Similar light scalar states, *e.g.* axions, appear in models motivated by astrophysical observations and are typically assumed to have Higgs-like couplings [6]. Direct searches typically constrain the mass of such a light particle, A^0 , to be below $2m_b$ [7], making it accessible to radiative decays of Υ resonances [8]. Model predictions for the branching fraction (BF) of $\Upsilon \rightarrow \gamma A^0$ decays range from 10^{-6} [6, 9] to as high as 10^{-4} [9]. Empirical motivation for a low-mass Higgs search comes from the HyperCP experiment [10], which observed three anomalous events in the $\Sigma^+ \rightarrow p\mu^+\mu^-$ final state. These events have been interpreted as production of a scalar boson with the mass of 214.3 MeV decaying into a pair of muons [11]. The large datasets available at *BABAR* allow us to place stringent constraints on such models.

If a light scalar A^0 exists, the pattern of its decays would depend on its mass. Assuming no invisible (neutralino) decays [12], for low masses $m_{A^0} < 2m_\tau$ the BF $\mathcal{B}_{\mu\mu} \equiv \mathcal{B}(A^0 \rightarrow \mu^+\mu^-)$, should be sizable. Significantly above the τ threshold, $A^0 \rightarrow \tau^+\tau^-$ would dominate, and hadronic decays might also be significant.

This Letter describes a search for a resonance in the dimuon invariant mass distribution for the fully reconstructed final state $\Upsilon(2S, 3S) \rightarrow \gamma A^0$, $A^0 \rightarrow \mu^+\mu^-$. We assume that the decay width of the resonance is negligibly small compared with the experimental resolution, as expected [6, 13] for m_{A^0} sufficiently far from the mass of the η_b [14]. We further assume that the resonance is a scalar (or pseudo-scalar) particle. While the significance of any observation would not depend on this assumption, the signal efficiency and, therefore, the BFs are computed for a spin-0 particle. In addition, following the recent discovery of the η_b meson [14], we look for the leptonic decay of the η_b through $\Upsilon(2S, 3S) \rightarrow \gamma\eta_b$, $\eta_b \rightarrow \mu^+\mu^-$. We use $\Gamma(\eta_b) = 10 \pm 5 \text{ MeV}$, the range expected in most theoretical models and consistent with the *BABAR* results [14].

We search for two-body transitions $\Upsilon(2S, 3S) \rightarrow \gamma A^0$, followed by decay $A^0 \rightarrow \mu^+\mu^-$ in samples of $(98.6 \pm 0.9) \times 10^6$ $\Upsilon(2S)$ and $(121.8 \pm 1.2) \times 10^6$ $\Upsilon(3S)$ decays collected with the *BABAR* detector at the PEP-II asymmetric-energy e^+e^- collider at the SLAC National Accelerator Laboratory. We use a sample of 79 fb^{-1} accumulated on the $\Upsilon(4S)$ resonance ($\Upsilon(4S)$ sample) for studies of the continuum backgrounds. Since the $\Upsilon(4S)$ is three orders of magnitude broader than the $\Upsilon(2S)$ and $\Upsilon(3S)$, the BF $\mathcal{B}(\Upsilon(4S) \rightarrow \gamma A^0)$ is expected to be negligible. For characterization of the background events and

selection optimization, we also use a sample of 1.4 fb^{-1} (2.4 fb^{-1}) collected 30 MeV below the $\Upsilon(2S)$ ($\Upsilon(3S)$) resonance (off-resonance samples). The *BABAR* detector is described in detail elsewhere [15, 16].

We select events with exactly two oppositely-charged tracks and a single energetic photon with a center-of-mass (CM) energy $E_\gamma^* \geq 0.2 \text{ GeV}$, while allowing additional photons with CM energies below 0.2 GeV to be present in the event. We assign a muon mass hypothesis to the two tracks (henceforth referred to as muon candidates), and require that at least one is positively identified as a muon [16]. We require that the muon candidates form a geometric vertex with $\chi_{\text{vtx}}^2 < 20$ for 1 degree of freedom and displaced transversely by at most 2 cm [17] from the nominal location of the e^+e^- interaction region. We perform a kinematic fit to the Υ candidate formed from the two muon candidates and the energetic photon. The CM energy of the Υ candidate is constrained, within the beam energy spread, to the total beam energy \sqrt{s} , and the decay vertex of the Υ is constrained to the beam interaction region. We select events with $-0.2 < \sqrt{s} - m(\Upsilon) < 0.6 \text{ GeV}$ and place a requirement on the kinematic fit $\chi_\Upsilon^2 < 30$ (for 6 degrees of freedom). We further require that the momenta of the dimuon candidate A^0 and the photon are back-to-back in the CM frame to within 0.07 rad, and that the cosine of the angle between the muon direction and A^0 direction in the center of mass of the A^0 is less than 0.92. The selection criteria are chosen to maximize ε/\sqrt{B} , where ε is the average selection efficiency for a broad m_{A^0} range and B is the background yield in the off-resonance sample.

The criteria above select 387,546 $\Upsilon(2S)$ and 724,551 $\Upsilon(3S)$ events (mass spectra for $\Upsilon(2S)$ and $\Upsilon(3S)$ datasets are shown in Fig. 3 in [18]). The backgrounds are dominated by two types of QED processes: “continuum” $e^+e^- \rightarrow \gamma\mu^+\mu^-$ and the initial-state radiation (ISR) production of ρ^0 , ϕ , J/ψ , $\psi(2S)$, and $\Upsilon(1S)$ vector mesons. In order to suppress contributions from the ISR-produced $\rho^0 \rightarrow \pi^+\pi^-$ final state in which a pion is misidentified as a muon (probability $\sim 3\%$ /pion), we require that both tracks are positively identified as muons when we search for A^0 candidates in the range $0.5 \leq m_{A^0} < 1.05 \text{ GeV}$. Finally, when selecting candidate events in the η_b region with dimuon invariant mass $m_{\mu\mu} \sim 9.39 \text{ GeV}$ in the $\Upsilon(2S)$ ($\Upsilon(3S)$) dataset, we suppress the decay chain $\Upsilon(2S) \rightarrow \gamma_2\chi_b(1P)$, $\chi_b(1P) \rightarrow \gamma_1\Upsilon(1S)$ ($\Upsilon(3S) \rightarrow \gamma_2\chi_b(2P)$, $\chi_b(2P) \rightarrow \gamma_1\Upsilon(1S)$) by requiring that no secondary photon γ_2 above a CM energy of $E_2^* = 0.1 \text{ GeV}$ (0.08 GeV) is present in the event.

We use signal Monte Carlo (MC) samples [19, 20] $\Upsilon(2S) \rightarrow \gamma A^0$ and $\Upsilon(3S) \rightarrow \gamma A^0$ generated at 20 values of m_{A^0} over a broad range $0.212 \leq m_{A^0} \leq 9.5 \text{ GeV}$ to measure the selection efficiency for the signal events. The efficiency varies between 24–55%, depending m_{A^0} .

We extract the yield of signal events as a function of m_{A^0} in the interval $0.212 \leq m_{A^0} \leq 9.3 \text{ GeV}$ by per-

forming a series of unbinned extended maximum likelihood fits to the distribution of the reduced mass $m_R \equiv \sqrt{m_{\mu\mu}^2 - 4m_\mu^2}$. The likelihood function contains contributions from signal, continuum background, and, where appropriate, peaking backgrounds, as described below. For $0.212 \leq m_{A^0} < 0.5$ GeV, we fit over a fixed interval $0.01 < m_R < 0.55$ GeV; near the J/ψ resonance, we fit over the interval $2.7 < m_R < 3.5$ GeV; and near the $\psi(2S)$ resonance we fit over the range $3.35 < m_R < 4.1$ GeV. Elsewhere, we use sliding intervals $\mu - 0.2 < m_R < \mu + 0.1$ GeV, where μ is the mean of the signal distribution of m_R . We search for A^0 in fine mass steps $\Delta m_{A^0} = 2\text{--}5$ MeV. We sample a total of 1951 m_{A^0} values. For each m_{A^0} value, we determine the BF products $\mathcal{B}_{nS} \equiv \mathcal{B}(\Upsilon(nS) \rightarrow \gamma A^0) \times \mathcal{B}_{\mu\mu}$, where $n = 2, 3$. Both the fitting procedure and the event selection were developed and tested using MC and $\Upsilon(4S)$ samples prior to their application to the $\Upsilon(2S)$ and $\Upsilon(3S)$ data sets.

The signal probability density function (PDF) is described by a sum of two Crystal Ball functions [22] with tail parameters on either side of the maximum. The signal PDFs are centered around the expected values of m_R and have a typical resolution of 2–10 MeV, which increases monotonically with m_{A^0} . We determine the PDF as a function of m_{A^0} using the signal MC samples, and we interpolate PDF parameters and signal efficiency values linearly between the simulated points. We determine the uncertainty in the PDF parameters by comparing the distributions of the simulated and reconstructed $e^+e^- \rightarrow \gamma_{\text{ISR}} J/\psi$, $J/\psi \rightarrow \mu^+\mu^-$ events.

We describe the continuum background below $m_R < 0.23$ GeV with a threshold function $f_{\text{bkg}}(m_R) \propto \tanh\left(\sum_{\ell=1}^3 p_\ell m_R^\ell\right)$. The parameters p_ℓ are fixed to the values determined from the fits to the $e^+e^- \rightarrow \gamma\mu^+\mu^-$ MC sample [21] and agree, within statistics, with those determined by fitting the $\Upsilon(2S)$, $\Upsilon(3S)$, and $\Upsilon(4S)$ samples with the signal contribution set to zero. Elsewhere the background is well described in each limited m_R range by a first-order ($m_R < 9.3$ GeV) or a second-order ($m_R > 9.3$ GeV) polynomial with coefficients determined by the fit.

Events due to known resonances ϕ , J/ψ , $\psi(2S)$, and $\Upsilon(1S)$ are present in our sample in specific m_R intervals, and constitute peaking backgrounds. We include these contributions in the fit where appropriate, and describe the shape of the resonances using the same functional form as for the signal, a sum of two Crystal Ball functions, with parameters determined from fits to the combined $\Upsilon(2S)$ and $\Upsilon(3S)$ dataset. The contribution to the event yield from $\phi \rightarrow K^+K^-$, in which one of the kaons is misidentified as a muon, is fixed to 111 ± 24 ($\Upsilon(2S)$) and 198 ± 42 ($\Upsilon(3S)$). We determine this contribution from the event yield of $e^+e^- \rightarrow \gamma\phi$, $\phi \rightarrow K^+K^-$ in a sample where both kaons are positively identified, corrected for the measured misidentification rate of kaons

as muons. We do not search for A^0 candidates in the immediate vicinity of J/ψ and $\psi(2S)$, excluding regions of ± 40 MeV around J/ψ ($\approx \pm 5\sigma$) and ± 25 MeV ($\approx \pm 3\sigma$) around $\psi(2S)$.

We compare the overall selection efficiency between the data and the MC simulation by measuring the absolute cross section $d\sigma/dm_R$ for the radiative QED process $e^+e^- \rightarrow \gamma\mu^+\mu^-$ over the broad kinematic range $0 < m_R \leq 9.6$ GeV, using the off-resonance sample. We use the ratio of measured to expected [21] cross sections to correct the signal selection efficiency as a function of m_{A^0} . This correction ranges between 4–10%, with a systematic uncertainty of 5%. This uncertainty accounts for effects of selection, reconstruction (for both charged tracks and the photon), and trigger efficiencies.

We determine the uncertainty in the signal and peaking background PDFs by comparing the distributions of ≈ 4000 data and MC $e^+e^- \rightarrow \gamma_{\text{ISR}} J/\psi$, $J/\psi \rightarrow \mu^+\mu^-$ events. We correct for the observed difference in the width of the m_R distribution (5.3 MeV in MC versus 6.6 MeV in the data) and use half of the correction to estimate the systematic uncertainty on the signal yield. This is the dominant systematic uncertainty on the signal yield for $m_{A^0} > 0.4$ GeV. We estimate that the uncertainties in the tail parameters of the Crystal Ball PDF contribute less than 1% to the uncertainty in signal yield based on the observed variations in the J/ψ yield. The systematic uncertainties due to the fixed continuum background PDF for $m_R < 0.23$ and the fixed contribution from $e^+e^- \rightarrow \gamma\phi$ do not exceed $\sigma_{\text{bkg}}(\mathcal{B}_{nS}) = 0.2 \times 10^{-6}$. These are the largest systematic contributions for $0.212 \leq m_{A^0} < 0.4$ GeV.

We test for possible bias in the fitted value of the signal yield with a large ensemble of pseudo-experiments. The bias is consistent with zero for all values of m_{A^0} , and we assign a BF uncertainty of $\sigma_{\text{bias}}(\mathcal{B}_{nS}) = 0.05 \times 10^{-6}$ at all values of m_{A^0} to cover the statistical variations in the results of the test.

To estimate the significance of any positive fluctuation, we compute the likelihood ratio variable $\mathcal{S}(m_{A^0}) = \text{sign}(N_{\text{sig}}) \sqrt{2 \log(L_{\text{max}}/L_0)}$, where L_{max} is the maximum likelihood value for a fit with a free signal yield centered at m_{A^0} , N_{sig} is that fitted signal yield, and L_0 is the value of the likelihood for the signal yield fixed at zero. Under the null hypothesis \mathcal{S} is expected to be normal-distributed with $\mu = 0$ and $\sigma = 1$ (Fig. 1). Including systematics, the largest \mathcal{S} values are 3.1 ($\Upsilon(2S)$) and 2.8 ($\Upsilon(3S)$), consistent with a null-hypothesis distribution for 1951 m_{A^0} points.

Since we do not observe a significant excess of events above the background in the range $0.212 < m_{A^0} \leq 9.3$ GeV, we set upper limits on \mathcal{B}_{2S} and \mathcal{B}_{3S} . We add statistical and systematic uncertainties in quadrature. The 90% confidence level (C.L.) Bayesian upper limits, computed with a uniform prior and assuming a Gaussian likelihood function, are shown in Fig. 2 as a function of mass

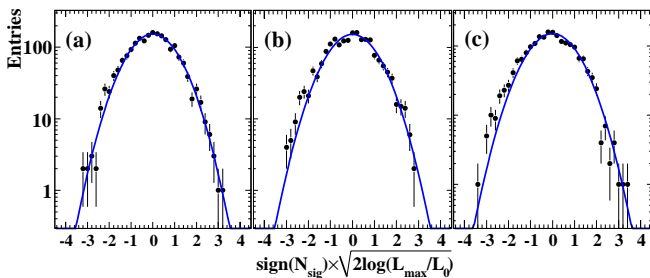


FIG. 1: Distribution of the log-likelihood variable \mathcal{S} with both statistical and systematic uncertainties included for (a) $\Upsilon(2S)$ fit, (b) $\Upsilon(3S)$ fit, and (c) combination of $\Upsilon(2S)$ and $\Upsilon(3S)$ data. There are no points outside of displayed region of \mathcal{S} . The solid curve is the standard normal distribution.

m_{A^0} . The limits vary from 0.26×10^{-6} to 8.3×10^{-6} (\mathcal{B}_{2S}) and from 0.27×10^{-6} to 5.5×10^{-6} (\mathcal{B}_{3S}).

The BF's $\mathcal{B}(\Upsilon(nS) \rightarrow \gamma A^0)$ are related to the effective coupling f_{Υ} of the bound b -quark to the A^0 through [8, 23]:

$$\frac{\mathcal{B}(\Upsilon(nS) \rightarrow \gamma A^0)}{\mathcal{B}(\Upsilon(nS) \rightarrow l^+ l^-)} = \frac{f_{\Upsilon}^2}{2\pi\alpha} \left(1 - \frac{m_{A^0}^2}{m_{\Upsilon(nS)}^2} \right) \quad (1)$$

where $l \equiv e$ or μ and α is a fine structure constant. The effective coupling f_{Υ} includes the Yukawa coupling of the b -quark and the m_{A^0} -dependent QCD and relativistic corrections to \mathcal{B}_{nS} [23] and the leptonic width of $\Upsilon(nS)$ [24]. To first order in α_S , the corrections range from 0 to 30% [23] but have comparable uncertainties [25]. The ratio of corrections for $\Upsilon(2S)$ and $\Upsilon(3S)$ is within 4% of unity [23] in the relevant range of m_{A^0} . We do not attempt to factorize these contributions, but instead compute the experimentally-accessible quantity $f_{\Upsilon}^2 \mathcal{B}_{\mu\mu}$ and average $\Upsilon(2S)$ and $\Upsilon(3S)$ results, taking into account both correlated and uncorrelated uncertainties. The combined upper limits are shown as a function of m_{A^0} in Fig. 2(c) (plots with expanded mass scales in three ranges of m_{A^0} are available in Fig. 4-6 in [18]) and span the range $(0.44 - 44) \times 10^{-6}$, at 90% C.L. The combined likelihood variable $\langle \mathcal{S} \rangle = (w_{2S} \mathcal{S}_{2S} + w_{3S} \mathcal{S}_{3S}) / \sqrt{w_{2S}^2 + w_{3S}^2}$ is shown in Fig. 1c, where w_{nS} is the statistical weight of the $\Upsilon(nS)$ dataset in the average. The largest fluctuation is $\langle \mathcal{S} \rangle = 3.3$. Our set of 1951 overlapping fit regions corresponds to ≈ 1500 independent measurements [26]. We determine the probability to observe a fluctuation of $\langle \mathcal{S} \rangle = 3.3$ or larger in such a sample to be at least 45%.

We do not observe any significant signal at $m_{A^0} = 0.214$ GeV (Fig. 7 in [18]) and set an upper limit on the coupling $f_{\Upsilon}^2(m_{A^0} = 0.214 \text{ GeV}) < 1.6 \times 10^{-6}$ at 90% C.L. (assuming $\mathcal{B}_{\mu\mu} = 1$), which is significantly smaller than the value required to explain the HyperCP events as light Higgs production [11].

A fit to the η_b region (Fig. 8 in [18]) includes background contributions from the ISR process $e^+e^- \rightarrow$

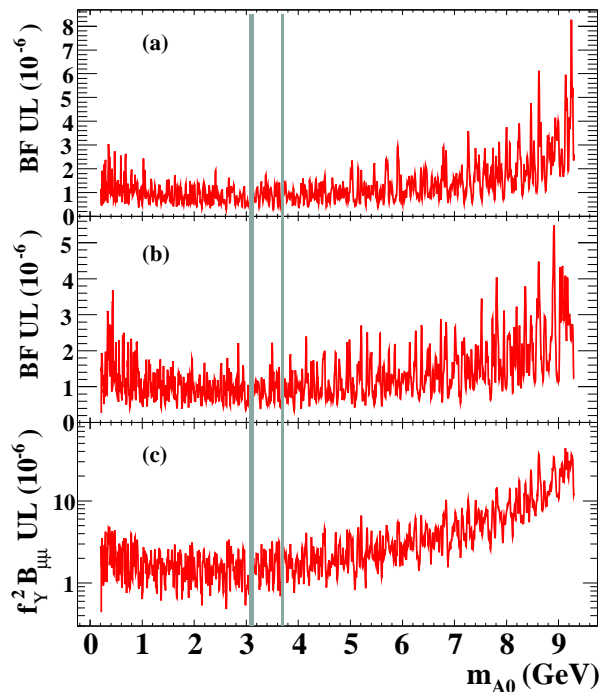


FIG. 2: 90% C.L. upper limits on (a) $\mathcal{B}(\Upsilon(2S) \rightarrow \gamma A^0) \times \mathcal{B}_{\mu\mu}$, (b) $\mathcal{B}(\Upsilon(3S) \rightarrow \gamma A^0) \times \mathcal{B}_{\mu\mu}$, and (c) effective coupling $f_{\Upsilon}^2 \times \mathcal{B}_{\mu\mu}$ as a function of m_{A^0} . The shaded areas show the regions around the J/ψ and $\psi(2S)$ resonances excluded from the search.

$\gamma_{\text{ISR}} \Upsilon(1S)$, and from the cascade decays $\Upsilon(nS) \rightarrow \gamma_2 \chi_{bJ}, \chi_{bJ} \rightarrow \gamma_1 \Upsilon(1S)$ with $\Upsilon(1S) \rightarrow \mu^+ \mu^-$. We measure the rate of the ISR events in the $\Upsilon(4S)$ dataset, scale it to the $\Upsilon(2S)$ and $\Upsilon(3S)$ data, and fix this contribution in the fit. The rate of the cascade decays, the number of signal events, and the continuum background are free in the fits to the $\Upsilon(2S)$ and $\Upsilon(3S)$ data sets. We measure $\mathcal{B}(\Upsilon(2S) \rightarrow \gamma \eta_b) \times \mathcal{B}(\eta_b \rightarrow \mu^+ \mu^-) = (-0.4 \pm 3.9 \pm 1.4) \times 10^{-6}$ and $\mathcal{B}(\Upsilon(3S) \rightarrow \gamma \eta_b) \times \mathcal{B}(\eta_b \rightarrow \mu^+ \mu^-) = (-1.5 \pm 2.9 \pm 1.6) \times 10^{-6}$, where the first uncertainty is statistical and the second is systematic, dominated by the uncertainty in $\Gamma(\eta_b)$. Taking into account the BABAR measurements of $\mathcal{B}(\Upsilon(2S) \rightarrow \gamma \eta_b)$ and $\mathcal{B}(\Upsilon(3S) \rightarrow \gamma \eta_b)$ [14], we derive $\mathcal{B}(\eta_b \rightarrow \mu^+ \mu^-) = (-0.25 \pm 0.51 \pm 0.33)\%$ and $\mathcal{B}(\eta_b \rightarrow \mu^+ \mu^-) < 0.9\%$ at 90% C.L. This limit is consistent with the mesonic interpretation of the η_b state.

In summary, we find no evidence for the dimuon decays of a light scalar particle in radiative decays of $\Upsilon(2S)$ and $\Upsilon(3S)$ mesons. We set upper limits on the coupling $f_{\Upsilon}^2 \times \mathcal{B}_{\mu\mu}$ for $0.212 \leq m_{A^0} \leq 9.3$ GeV. Assuming $\mathcal{B}_{\mu\mu} \approx 1$ in the mass range $2m_{\mu} \leq m_{A^0} \leq 1$ GeV, our results limit the coupling f_{Υ} to be at most 12% of the Standard Model coupling of the b quark to the Higgs boson. Our limits rule out much of the parameter space allowed by the light Higgs [9] and axion [6] models. We also set an upper limit on the dimuon branching fraction of the η_b .

We are grateful for the excellent luminosity and ma-

chine conditions provided by our PEP-II colleagues, and for the substantial dedicated effort from the computing organizations that support *BABAR*. The collaborating institutions wish to thank SLAC for its support and kind hospitality. This work is supported by DOE and NSF (USA), NSERC (Canada), CEA and CNRS-IN2P3 (France), BMBF and DFG (Germany), INFN (Italy), FOM (The Netherlands), NFR (Norway), MES (Russia), MEC (Spain), and STFC (United Kingdom). Individuals have received support from the Marie Curie EIF (European Union) and the A. P. Sloan Foundation.

* Deceased

† Now at Temple University, Philadelphia, Pennsylvania 19122, USA

‡ Also with Università di Perugia, Dipartimento di Fisica, Perugia, Italy

§ Also with Università di Roma La Sapienza, I-00185 Roma, Italy

¶ Now at University of South Alabama, Mobile, Alabama 36688, USA

** Also with Laboratoire de Physique Nucléaire et de Hautes Energies, IN2P3/CNRS, Université Pierre et Marie Curie-Paris6, Université Denis Diderot-Paris7, F-75252 Paris, France

†† Also with Università di Sassari, Sassari, Italy

- [1] P.W. Higgs Phys. Rev. Lett. **13**, 508 (1964).
 [2] S. Weinberg, Phys. Rev. Lett. **19**, 1264 (1967); A. Salam, p. 367 of *Elementary Particle Theory*, ed. N. Svartholm (Almqvist and Wiksells, Stockholm, 1969); S.L. Glashow, J. Iliopoulos, and L. Maiani, Phys. Rev. D **2**, 1285 (1970).
 [3] LEP Working Group for Higgs boson searches, R. Barate *et al.*, Phys. Lett. **B565**, 61 (2003).
 [4] LEP-SLC Electroweak Working Group, Phys. Rept. **427**, 257 (2006).
 [5] R. Dermisek and J.F. Gunion, Phys. Rev. Lett. **95**, 041801 (2005).
 [6] Y. Nomura and J. Thaler, preprint arXiv:0810.5397 [hep-ph] (2008).
 [7] R. Dermisek and J.F. Gunion, Phys. Rev. D **73**, 111701(R) (2006).
 [8] F. Wilczek, Phys. Rev. Lett. **39**, 1304 (1977).
 [9] R. Dermisek, J.F. Gunion, and B. McElrath, Phys. Rev. D **76**, 051105(R) (2007).
 [10] HyperCP Collaboration, H. Park *et al.*, Phys. Rev. Lett. **94**, 021801 (2005).
 [11] X. G. He, J. Tandean and G. Valencia, Phys. Rev. Lett. **98**, 081802 (2007).
 [12] *BABAR* Collaboration, B. Aubert *et al.*, preprint arXiv:0808.0017 [hep-ex] (2008).
 [13] E. Fullana and M.A. Sanchis-Lozano, Phys. Lett. B **653**, 67 (2007).
 [14] *BABAR* Collaboration, B. Aubert *et al.*, Phys. Rev. Lett. **101**, 071801 (2008); preprint arXiv:0903.1124, submitted to Phys. Rev. Lett.
 [15] *BABAR* Collaboration, B. Aubert *et al.*, Nucl. Instrum. Methods Phys. Res., Sect. A **479**, 1 (2002)
 [16] *BABAR* LST Collaboration, M. Andreotti *et al.*, preprint SLAC-PUB-12205.
 [17] This corresponds to $\tau(A^0) < 0.3$ ps for $m_{A^0} = 0.212$ GeV.
 [18] Additional plots are available in the Appendix.
 [19] The *BABAR* detector Monte Carlo simulation is based on: GEANT4 Collaboration, S. Agostinelli *et al.*, Nucl. Instrum. Methods Phys. Res., Sect. A **506**, 250 (2003).
 [20] D. Lange, Nucl. Instrum. Methods Phys. Res., Sect. A **462**, 152 (2001).
 [21] B. F. Ward, S. Jadach, Z. Was, Nucl. Phys. Proc. Suppl. **116**, 73 (2003).
 [22] M. J. Oreglia, Ph.D Thesis, report SLAC-236 (1980), Appendix D; J. E. Gaiser, Ph.D Thesis, report SLAC-255 (1982), Appendix F; T. Skwarnicki, Ph.D Thesis, report DESY F31-86-02(1986), Appendix E.
 [23] P. Nason, Phys. Lett. **B175**, 223 (1986).
 [24] R Barbieri *et al.*, Phys. Lett. **B57**, 455 (1975).
 [25] M. Beneke, A. Signer, and V.A. Smirnov, Phys. Rev. Lett. **80**, 2535 (1998).
 [26] *BABAR* Collaboration, B. Aubert *et al.*, preprint *BABAR-CONF-09/001*, arXiv:0902.2176 [hep-ex] (2009).

APPENDIX: EPAPS MATERIAL

The following includes supplementary material for the Electronic Physics Auxiliary Publication Service.

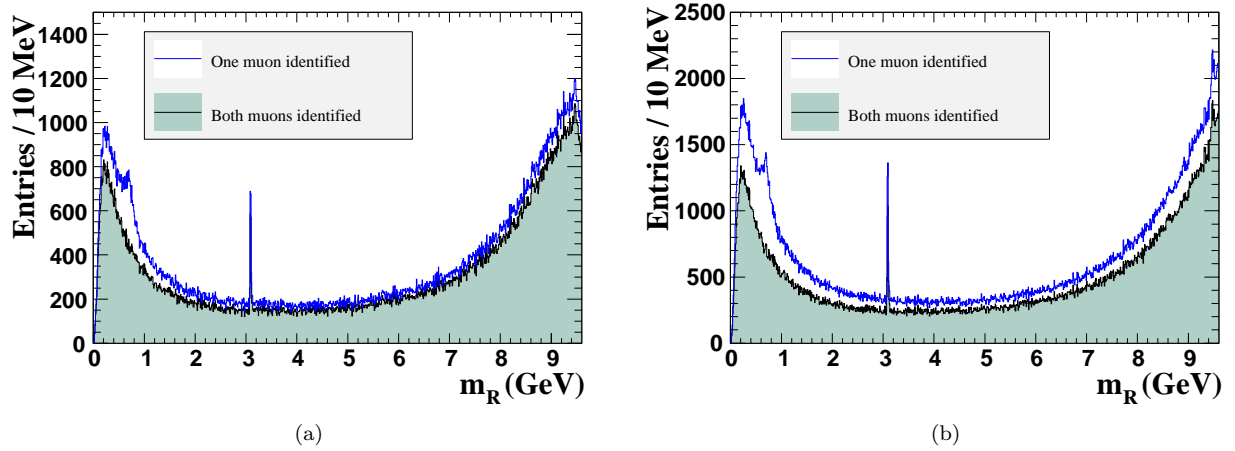


FIG. 3: Distribution of the reduced mass m_R in (a) the $\Upsilon(2S)$ data and (b) the $\Upsilon(3S)$ data. Blue (open) histogram shows the distribution for the selection in which only one of two muons is required to be positively identified. The peak from $e^+e^- \rightarrow \gamma_{\text{ISR}}\rho^0(770)$, $\rho^0 \rightarrow \pi^+\pi^-$, in which one of the pions is misidentified as a muon, is clearly visible. Black (filled) histogram shows the distribution for the selection in which both muons are positively identified (this selection is used in the search for $0.5 \leq m_{A^0} < 1.05$ GeV). The ISR-produced peaks $J/\psi \rightarrow \mu^+\mu^-$ and $\Upsilon(1S) \rightarrow \mu^+\mu^-$ are visible for both selections.

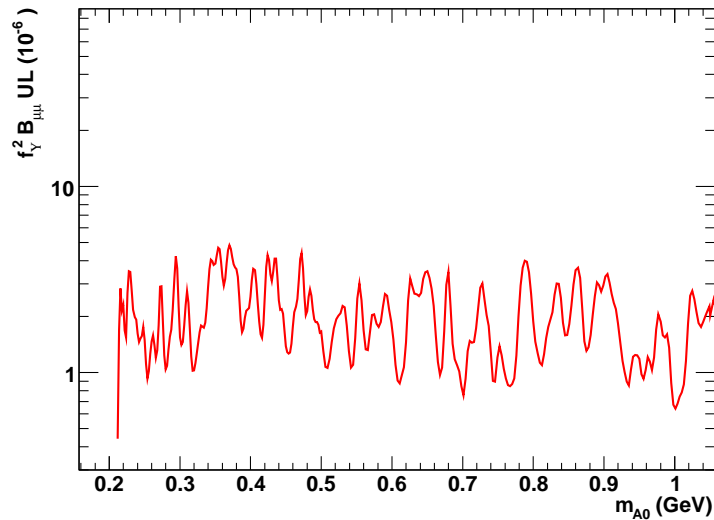


FIG. 4: 90% C.L. upper limits on the effective Yukawa coupling $f_Y^2 \times \mathcal{B}_{\mu\mu}$ as a function of m_{A^0} in the range $0.212 \leq m_{A^0} \leq 1.05$ GeV.

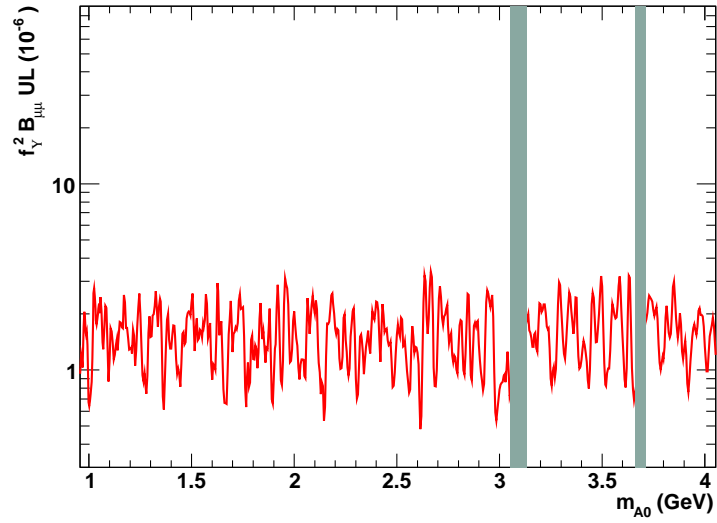


FIG. 5: Upper limits on the effective Yukawa coupling $f_Y^2 \times \mathcal{B}_{\mu\mu}$ as a function of m_{A^0} in the range $1 \leq m_{A^0} \leq 4$ GeV. The shaded areas show the regions around the J/ψ and $\psi(2S)$ resonances excluded from the search.

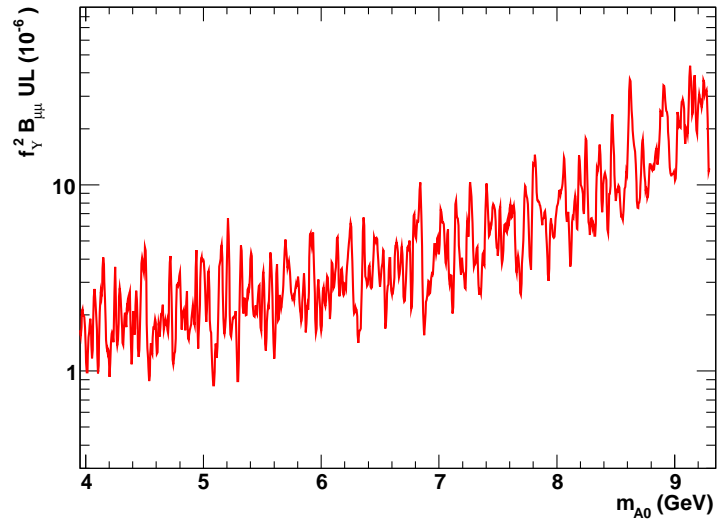


FIG. 6: Upper limits on the effective Yukawa coupling $f_Y^2 \times \mathcal{B}_{\mu\mu}$ as a function of m_{A^0} in the range $4 \leq m_{A^0} \leq 9.3$ GeV.

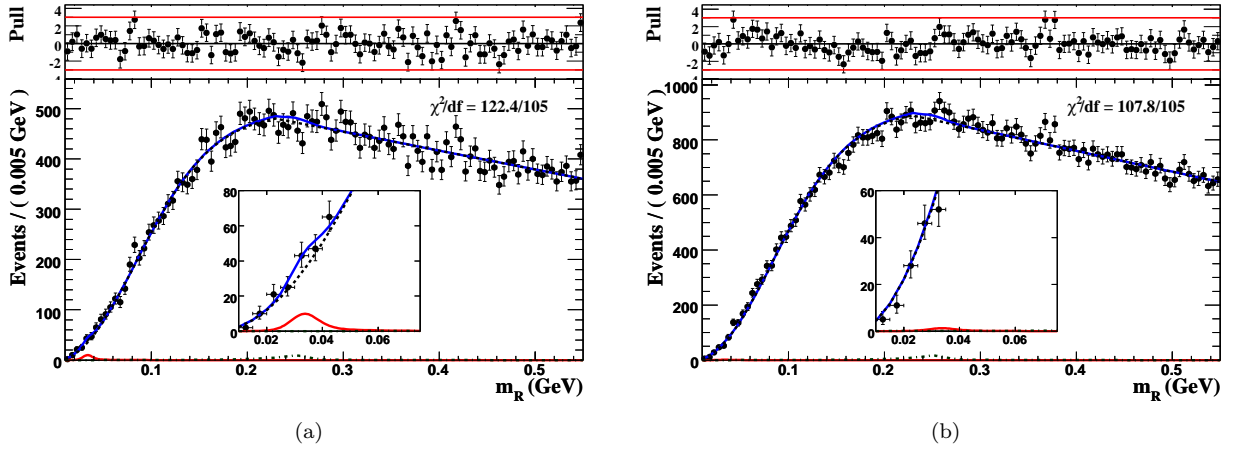


FIG. 7: Fits to the HyperCP region $m_{A^0} = 0.214$ GeV in (a) $\Upsilon(2S)$ dataset and (b) $\Upsilon(3S)$ dataset. The bottom graph shows the m_R distribution (solid points), overlaid by the full fit (solid blue line). Also shown are the contributions from the signal at $m_{A^0} = 0.214$ GeV (solid red line) and the continuum background (dashed black line). The inset zooms in on the signal region. The top plot shows the normalized residuals $p = (\text{data} - \text{fit})/\sigma(\text{data})$ with unit error bars. The individual fits correspond to the log-likelihood ratios of $\mathcal{S} = 2.0$ ($\Upsilon(2S)$) and $\mathcal{S} = 0.2$ ($\Upsilon(3S)$), and the combined significance $\langle \mathcal{S} \rangle = 1.4$.

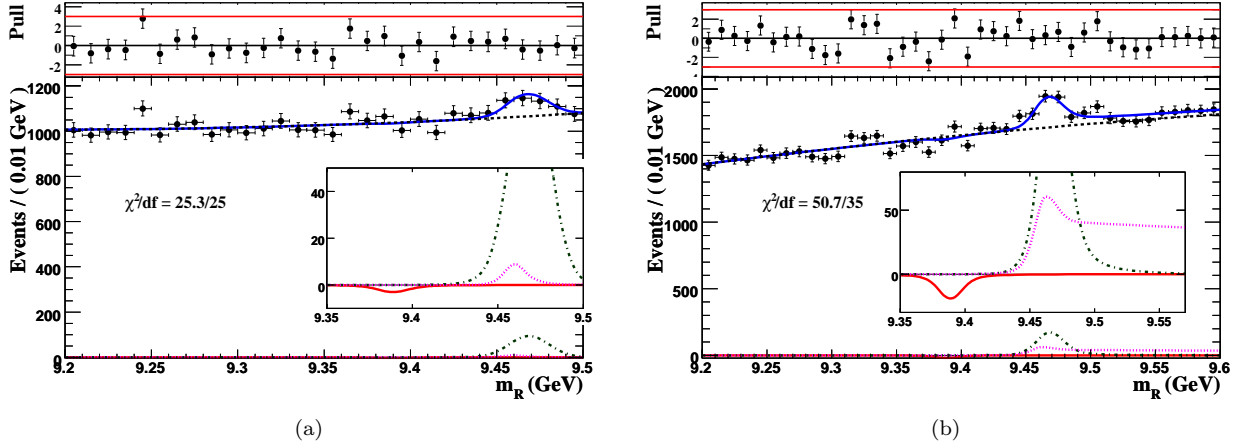


FIG. 8: Fits to the η_b region in (a) $\Upsilon(2S)$ dataset and (b) $\Upsilon(3S)$ dataset. The bottom graph shows the m_R distribution (solid points), overlaid by the full fit (solid blue line). Also shown are the contributions from the signal at $m_{\eta_b} = 9.389$ GeV (solid red line), background from the $e^+e^- \rightarrow \gamma_{\text{ISR}}\Upsilon(1S)$ (dot-dashed green line), background from $\Upsilon(3S) \rightarrow \gamma\chi_b(2P)$, $\chi_b(2P) \rightarrow \gamma\Upsilon(1S)$ (dotted magenta line), and the continuum background (dashed black line). The inset zooms in on the signal region. The top plot shows the normalized residuals $p = (\text{data} - \text{fit})/\sigma(\text{data})$ with unit error bars.