

Diagrams for Symmetric Product Orbifolds

Ari Pakman^{*1}, Leonardo Rastelli^{†2}, and Shlomo S. Razamat^{‡2}

¹ *Department of Physics,
Brown University,
Providence, RI 02912, USA*

² *C.N. Yang Institute for Theoretical Physics,
Stony Brook University,
Stony Brook, NY 11794-3840, USA*

ABSTRACT:

We develop a diagrammatic language for symmetric product orbifolds of two-dimensional conformal field theories. Correlation functions of twist operators are written as sums of diagrams: each diagram corresponds to a branched covering map from a surface where the fields are single-valued to the base sphere where twist operators are inserted. This diagrammatic language facilitates the study of the large N limit and makes more transparent the analogy between symmetric product orbifolds and *free* non-abelian gauge theories. We give a general algorithm to calculate the leading large N contribution to four-point correlators of twist fields.

KEYWORDS: CFT, Large N , AdS/CFT.

^{*}Email: ari_pakman@brown.edu

[†]Email: leonardo.rastelli@stonybrook.edu

[‡]Email: razamat@max2.physics.sunysb.edu

Contents

1. Introduction	1
2. Diagrams	3
2.1 “Feynman” rules	6
2.2 Correspondence between diagrams and branched coverings	12
2.3 N dependence.	16
2.4 Computing the correlators	18
3. Planar covering surfaces for four-point correlators	19
3.1 Heun’s equation	20
3.2 Polynomial solutions of Heun’s equation	23
3.3 Polynomial case	26
3.4 Monodromies and channel-crossing	28
3.5 Covering surfaces = dual worldsheets: a localization conjecture	34
A. Deriving the polynomial map	36
B. Four-point functions from Lunin-Mathur	37

1. Introduction

Symmetric product orbifolds are ubiquitous in theoretical physics. They arise in the “second-quantization” of a configuration space – the procedure of forming products of identical copies of the space, and imposing equivalence under permutation of the copies. Symmetric product orbifolds of two-dimensional conformal field theories (CFTs) [1] appear in many related contexts: as instanton moduli spaces [2], in the counting problem of black hole microstates [3], in matrix string theory [4, 5, 6, 7, 8], in the AdS_3/CFT_2 correspondence [9, 10, 11, 12, 13, 14, 15, 16, 17, 18, 19, 20, 21]. See also [22, 23, 24, 25] for more examples. The calculation of correlation functions in symmetric orbifold CFTs has been discussed before; a partial list of references includes [26, 27, 28, 29, 30].

Our main motivation to reconsider the subject comes from the holographic correspondence [9]. The field theory dual to IIB on $AdS_3 \times S^3 \times \mathcal{M}_4$ (with \mathcal{M}_4 hyperkähler) is the

symmetric orbifold of N copies of the $2d$ sigma model with \mathcal{M}_4 target. This is to be contrasted with the AdS_5/CFT_4 instance of the duality, where the conformal field theory is an ordinary gauge theory. An intuitive picture of how the gauge/string duality arises for ordinary gauge theories is due to 't Hooft [31], and is based on a simple topological analysis of Feynman diagrams: the large N expansion of a gauge theory can be viewed as the perturbative expansion of a dual closed string theory, with coupling $g_s \sim 1/N$. In this work we will gain a similar understanding for symmetric orbifolds. The basic intuition was provided by Lunin and Mathur [29, 30], who observed that correlation functions of twist operators admit a genus expansion, since they can be evaluated on the covering surface(s) where the fields are single-valued: the genus of the covering surfaces controls the large N counting, albeit in a more complicated way than for $U(N)$ gauge theories. In this paper we make their observations systematic, by defining a diagrammatic expansion for symmetric product orbifolds akin to the usual Feynman diagram expansion of gauge theories.

The simplest symmetric product orbifolds are obtained by taking N copies of a free conformal theory and gauging the S_N symmetry. Let us contrast such simple orbifolds with the free field limit of conventional gauge theories. The projection onto S_N invariant states is analogous to the projection onto gauge-invariant states (Gauss law constraint) that one must perform even in a free gauge theory. However the orbifold theory also contains twisted sectors, and calculations involving twist operators appear at first qualitatively different from calculations in a free gauge theory. In a free gauge theory any correlator of gauge invariant composite operators is evaluated as a sum of a finite number of Feynman diagrams, with each diagram given (in position space) by a simple product of propagators. A correlator of twist operators is considerably more involved. It can be evaluated by going to the covering surface, where it reduces to a vacuum partition function, but determining explicitly the covering map is a non-trivial task. Nevertheless, as we show in this paper, it is still possible to regard a correlator of twist operators as a finite sum of appropriate *diagrams*. The diagrammatic language that we introduce makes the structure of correlators more intuitive and the analogy with free gauge theories more transparent.

The genus expansion of correlators in $\text{Sym}^N \mathcal{M}_4$ parallels the genus expansion of the dual IIB string theory on $AdS_3 \times S^3 \times \mathcal{M}_4$. It is tempting to identify the auxiliary covering surfaces that enter the calculation of orbifold correlators with the worldsheets of the dual closed string theory. On the orbifold side, a correlator receives contributions from a finite number of covering Riemann surfaces, with *fixed* complex structure (function of the spacetime positions of the twist operators). On the string theory side, we are instead instructed to *integrate* over complex structures. Recall that the orbifold point is dual to a strongly coupled, possibly topological point¹ of the string theory moduli space. We speculate that at this special point

¹See [32] for a concrete suggestion in the AdS_5/CFT_4 case.

the integration over worldsheet moduli localizes to the discrete set of surfaces seen on the orbifold side, perhaps by a mechanism similar to the ones at work in topological [33, 34] and in minimal [35] string theories.

There is an extensive mathematical literature on associating graphs to the enumeration of branched covering maps between Riemann surfaces (the so-called Hurwitz problem), see *e.g.* [36, 37, 38, 39]. We found it more useful to develop from first principles a diagrammatic language designed for concrete applications to CFT, and did not attempt to connect in detail our graphic construction with those of [36, 37, 38, 39], though undoubtedly connections exist.

A brief outline of the paper is as follows. In Section 2 we show that a correlator of twist operators can be expanded as a sum over different terms, which can be grouped into equivalence classes, and we develop a method to associate a diagram to each class in the expansion. For each correlator the number of diagrams is finite. This number is a (generalized) Hurwitz number²: each diagram corresponds to a branched covering map from a Riemann surface where the fields are single-valued to the $2d$ space-time of the CFT (assumed to be a sphere) where the twist operators are inserted. We show how to compute the N dependence of a generic correlator. The actual computation of the correlators needs an explicit knowledge of the covering maps. In Section 3 we present a method to obtain the genus zero covering map for general four-point functions. We illustrate in some examples how the map encodes the ideas of Section 2. We conclude with a speculation: the covering surfaces that appear in the calculation of symmetric product orbifold correlators should be identified with the worldsheets of the dual string theory formulation. Two Appendices contain technical results and connections to previous work [29] on four-point functions.

Some explicit calculations of extremal correlators in the $(4, 4)$ superconformal symmetric product orbifold of T^4 , which is dual to type IIB string theory on $AdS_3 \times S^3 \times T^4$ [9], reveal a very direct connection with the Hurwitz problem. They are reported in a companion paper [44].

2. Diagrams

We begin by recalling basic facts and notations about symmetric orbifold conformal field theories. For definiteness, consider a sigma model of the form

$$S = \frac{1}{2\pi} \int d\sigma d\tau G_{ij}(X) (\partial_\sigma X^i \partial_\sigma X^j - \partial_\tau X^i \partial_\tau X^j) + \dots, \quad (2.1)$$

where X^i , $i \in \{1, \dots, D\}$, are the coordinates of the target space manifold \mathcal{M} , with metric $G_{ij}(X)$, and the dots indicate possible fermionic terms. We assume that the sigma model is

²Hurwitz numbers have appeared before in another duality between a $2d$ theory ($2d$ pure Yang-Mills) and a string theory [40, 41, 42] (see [43] for a review).

conformal invariant at the quantum level. Important special cases are $\mathcal{M} = T^4$, $K3$, and \mathbb{R}^8 , when the theory (with the appropriate fermionic completion) is in fact $(4, 4)$ superconformal. The symmetric orbifold CFT is defined by taking N copies of the target space \mathcal{M} , identified up to permutations,

$$\text{Sym}^N(\mathcal{M}) \equiv \otimes^N \mathcal{M} / S_N. \quad (2.2)$$

Concretely, we endow the coordinates with an extra “color” index $I \in \{1, \dots, N\}$ to label the different copies, and make the orbifold identification

$$X_I^i \cong X_{h(I)}^i \quad \forall h \in S_N. \quad (2.3)$$

The internal structure of the manifold \mathcal{M} will play little role in the following, and we will often omit the index i . Indeed our general considerations would apply to the symmetric product orbifold of an abstract CFT with no geometric interpretation.

The orbifold theory has twisted sectors with boundary conditions

$$X_I^i(\sigma + 2\pi) = X_{g(I)}^i. \quad (2.4)$$

From (2.3) and (2.4) it follows that each twisted sector corresponds to a conjugacy class $[g]$ of the symmetric group. The twist field $\sigma_{[g]}(z)$, defined in the z plane $z = \exp(\tau + i\sigma)$, is the local operator associated (in the state/operator correspondence) to the twisted sector vacuum labeled by $[g]$. Let us first introduce twist operators $\sigma_g(z)$, labeled by individual elements g of S_N , such that the fields X_I have monodromy

$$X_I^i(e^{2\pi i} z) \sigma_g(0) = X_{g(I)}^i(z) \sigma_g(0). \quad (2.5)$$

Clearly the σ_g ’s are *not* S_N -invariant. The proper “gauge-invariant” twist field $\sigma_{[g]}$, labeled by a conjugacy class, is obtained by summing over the group orbit,

$$\sigma_{[g]} \equiv \sum_{h \in S(N)} \sigma_{h^{-1}gh}. \quad (2.6)$$

We are interested in correlators of gauge-invariant twist operators,

$$\langle \prod_{j=1}^s \sigma_{[g_j]}(z_j, \bar{z}_j) \rangle = \langle \prod_{j=1}^s \sum_{h_j \in S(N)} \sigma_{h_j g_j h_j^{-1}}(z_j, \bar{z}_j) \rangle. \quad (2.7)$$

Their computation is reduced to evaluating individual *terms* of the form

$$\langle \sigma_{\hat{g}_1}(z_1, \bar{z}_1) \dots \sigma_{\hat{g}_s}(z_s, \bar{z}_s) \rangle, \quad (2.8)$$

where we have set $\hat{g}_j = h_j g_j h_j^{-1}$. We will restrict to correlators defined on the plane, or Riemann sphere (henceforth the *base sphere* S_{base}^2). In the operator formalism correlators on

the sphere are written as radial ordered vacuum expectation values. We can always assume (by renaming the coordinates if needed) that $|z_1| \leq |z_2| \leq \dots \leq |z_s|$. Then

$$\langle \sigma_{\hat{g}_1}(z_1, \bar{z}_1) \dots \sigma_{\hat{g}_s}(z_s, \bar{z}_s) \rangle = \langle 0 | \sigma_{\hat{g}_s}(z_s, \bar{z}_s) \dots \sigma_{\hat{g}_1}(z_1, \bar{z}_1) | 0 \rangle. \quad (2.9)$$

Each term is specified by an ordered sequence $(\hat{g}_1 \dots \hat{g}_s)$ of s group elements of S_N , with the ordering dictated by the radial ordering of the coordinates. A necessary condition for (2.9) to contribute to (2.7) is that

$$\hat{g}_1 \hat{g}_2 \dots \hat{g}_s = 1. \quad (2.10)$$

A sequence $(\hat{g}_1 \dots \hat{g}_s)$ and the corresponding term (2.9) will be called *non-trivial* if this condition is obeyed. From now on, all sequences will be assumed to be non-trivial.

Two ordered sequences of n group elements of S_N are said to be *equivalent* if they are related by a global S_N transformation,

$$(\hat{g}_1 \dots \hat{g}_n) \sim (h \hat{g}_1 h^{-1} \dots h \hat{g}_n h^{-1}), \quad (2.11)$$

that is, by an overall relabeling of the color indices. Terms (2.8) specified by equivalent sequences are numerically equal, so it is sufficient to evaluate a representative for each class and multiply by the number of elements in the class.

Our goal is to associate a *diagram* to each non-trivial equivalence *class*, and to regard the gauge-invariant correlator (2.7) as a sum of such diagrams.

Henceforth we shall restrict to twist fields $\sigma_{[g]}$ corresponding to *single-cycle* permutations. Recall that each element $g \in S_N$ is the product of mutually commuting cyclic permutations. The number N_k of cyclic permutations of length k is the same for each element of a conjugacy class $[g]$. Conjugacy classes are thus in correspondence with *partitions* of N , ordered sequences of non-negative integers $(N_1 \dots N_N)$ obeying

$$\sum_{k=1}^N k N_k = N. \quad (2.12)$$

A single-cycle permutation of length $s > 1$ corresponds to $N_s = 1$, $N_1 = N - s$ and $N_k = 0$ for $k \neq 1, s$. We will use the notation

$$g = (i_1 \dots i_s), \quad i_k \in \{1, 2, \dots, N\}, \quad (2.13)$$

for the single-cycle permutation $i_1 \rightarrow i_2, i_2 \rightarrow i_3, \dots, i_s \rightarrow i_1$.

The restriction to single-cycle permutations is not essential, since twist fields with more complicated cycle structure can be obtained by considering single-cycle twist fields at separated points and taking the OPE limit. Moreover, single-cycle permutations play a preferred

role in physical applications – for instance, they are associated to single-particle states in the AdS₃/CFT₂ duality. By a slight abuse of notation, we denote single-cycle twist operators with $\sigma_{[k]}$, where k is the length of the cycle. Recalling (2.6), we have

$$\sigma_{[k]} = \sum_{h \in S_N} \sigma_{(h(1) \dots h(k))}. \quad (2.14)$$

2.1 “Feynman” rules

Let us consider a very simple example of correlator,

$$\langle \sigma_{[3]}(z_a, \bar{z}_a) \sigma_{[2]}(z_b, \bar{z}_b) \sigma_{[2]}(z_c, \bar{z}_c) \rangle. \quad (2.15)$$

We assume that $|z_a| < |z_b| < |z_c|$. We have³

$$\langle \sigma_{[3]}(a) \sigma_{[2]}(b) \sigma_{[2]}(c) \rangle = \sum_{h_a, h_b, h_c \in S_N} \langle \sigma_{(h_a(1)h_a(2)h_a(3))} \sigma_{(h_b(1)h_b(2))} \sigma_{(h_c(1)h_c(2))} \rangle. \quad (2.16)$$

Most of the terms do not contribute because the product of permutations (in the given ordering abc) is different from the identity. A non-trivial term is

$$\langle \sigma_{(123)}(a) \sigma_{(12)}(b) \sigma_{(23)}(c) \rangle \equiv (123)_a (12)_b (23)_c, \quad (2.17)$$

where on the right hand side we have introduced a convenient short-hand notation. There are three “active” colors (1, 2 and 3). It is easy to see that this is in fact the only non-trivial term, up to renaming of the active colors (accomplished by a global S_N transformation (2.11)).⁴ In this simple case there is only one equivalence class. We now give our prescription to draw the corresponding diagram.

For each active color we draw a “fatgraph” loop (see Figure 1), writing the corresponding index inside the inner circle. The two sides of the fatgraph are inequivalent – the inner circle is drawn with a solid line and the outer circle with a dashed line. We will refer to the solid line as the “color line”. We mark the external (dashed) line of each fatgraph with the labels of the twist fields that contain the corresponding color. (So for example, in (2.15) the twist field b contains colors 1 and 2 and is represented by the letter b on fatgraphs 1 and 2). The cyclic ordering of the twist fields on each loop is determined by the radial ordering (abc in the example). Finally (right side of Figure 1) we glue the non-color loops together at the positions of the twist fields, in such way that the order of the loops at each vertex (circling the vertex counterclockwise) corresponds to the cycle structure of the corresponding twist field.

³To avoid cluttering we will often drop the dependence on the coordinates, implicit in the ordering of the operators (always a, b, c, \dots). Sometimes the dependence will be indicated schematically, as in $\sigma_{[s]}(i) = \sigma_{[s]}(z_i, \bar{z}_i)$. Another short hand will be to drop “ σ ” and write *e.g.* $(324)_i \equiv \sigma_{(324)}(z_i, \bar{z}_i)$.

⁴An example of equivalent term would be $(352)_a (35)_b (52)_c$, obtained by relabeling $1 \rightarrow 3, 2 \rightarrow 5, 3 \rightarrow 2$.

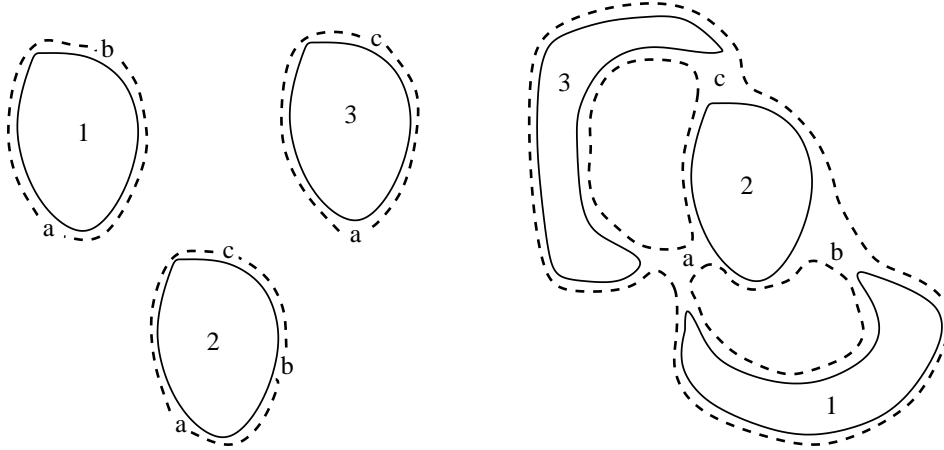


Figure 1: We illustrate the construction of the diagram for the term $(1\ 2\ 3)_a(1\ 2)_b(2\ 3)_c$. On the left we have the first step of the construction: we draw fatgraphs loops for each of the indices (active colors), marking the appropriate vertices (letters) on the outer side of the loops. On the right we glue the vertices to obtain the diagram.

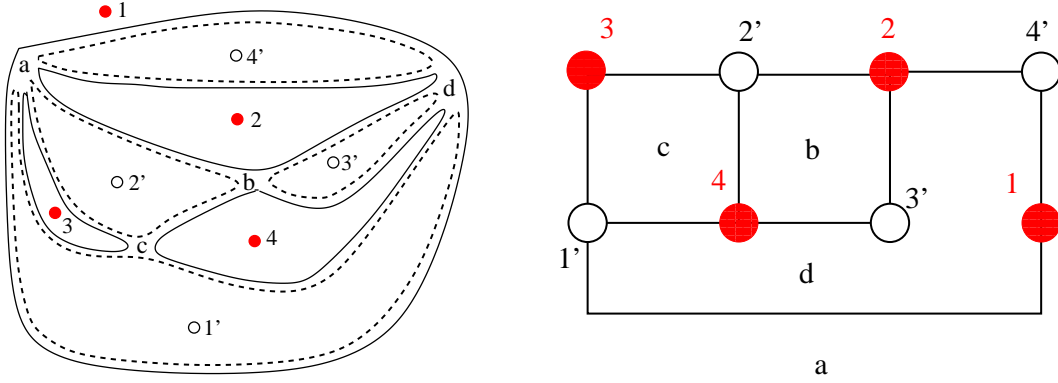


Figure 2: *On the left*, the diagram corresponding to $(132)_a(24)_b(34)_c(241)_d$. A red (solid) dot is drawn for clarity on the inside of each color (solid) loop and is labeled by a color index. Each *vertex* (letter) corresponds to a twist field: going around the vertex counterclockwise one reads off the color indices of the corresponding cyclic permutation. *On the right*, the (graph theoretic) dual diagram, obtained as usual by dualizing vertices into faces. Each *loop* in the dual graph corresponds to a twist field.

As another illustration of this construction, the left side of Figure 2 depicts a specific term appearing in the expansion of $\langle \sigma_{[3]}(a)\sigma_{[2]}(b)\sigma_{[2]}(c)\sigma_{[3]}(d) \rangle$. The procedure is completely general and allows to associate a diagram to any (non-trivial) term appearing in the expansion of a generic correlator. It is also clear that equivalent terms give rise to topologically equivalent

diagrams, differing only by a relabeling of the color indices.

A *term* is said to be *reducible* if the group elements $\{\hat{g}_j\}$ can be split into two sets so that the elements in each set act trivially on the elements of the other set. (Another way to state this condition is to say that the group elements $\{\hat{g}_j\}$ of an irreducible term generate a *transitive* subgroup of S_N .) A reducible term factorizes into irreducible components. If a term is reducible, all the terms in the same class are reducible, so we may speak of reducible and irreducible classes. It is clear that our procedure associates irreducible classes to connected diagrams, and reducible classes to disconnected diagrams. The usual combinatorial arguments apply: the generating functional of all diagrams is the exponential of the generating functional of irreducible diagrams.⁵ We may thus restrict our analysis to connected diagrams.

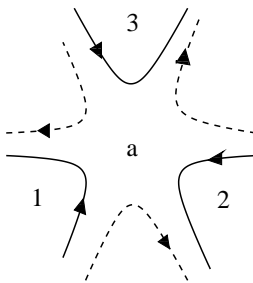


Figure 3: The vertex corresponding to $\sigma_{(123)}(z_a, \bar{z}_a)$. The solid lines (color lines) are numbered counter-clockwise in the cyclic ordering (123). The letter in the center labels the coordinate of the twist operator.

In our diagrams, twist fields correspond to vertices. An s -cycle twist field corresponds to a vertex with $2s$ fatgraph propagators emating from it: s solid (“color”) and s dashed oriented lines, in alternating order, as shown in Figure 3. Each vertex is labeled by the coordinate where the corresponding twist field is inserted. The diagrams generated by our procedure are *not* the most general diagrams that we may draw starting with a set of vertices and connecting the fat graph propagators in all possible ways. Indeed all diagrams are subject to two restrictions:

1. The number of color (solid) loops is equal to the number of non-color (dashed) loops.
2. The solid and dashed loops define partial cyclic orderings of the vertices. By convention the solid loops are oriented counterclockwise and the dashed loops are oriented

⁵Note however the following subtlety: the N dependence of a term which splits into several irreducible components is not equal to the product of N dependencies of each of the components, because in contrast to ordinary gauge theories, there should not be joint colors between different irreducible components of a given term.

clockwise. *All these partial orderings must be compatible with the radial ordering of the vertices.*

Figure 4 gives two examples of diagrams *violating* these restrictions.

To understand the first restriction, we can view the dashed loops (with clockwise orientation) as the “trajectories” of each index. Consider the example of Figure 2,

$$(1\,3\,2)_a \, (2\,4)_b \, (3\,4)_c \, (1\,2\,4)_d. \quad (2.18)$$

There are four active colors and thus four color loops. The four “trajectories” are

$$\begin{aligned} (1') &= 1 \rightarrow^a 3 \rightarrow^c 4 \rightarrow^d 1, & (4') &= 2 \rightarrow^a 1 \rightarrow^d 2, \\ (2') &= 3 \rightarrow^a 2 \rightarrow^b 4 \rightarrow^c 3, & (3') &= 4 \rightarrow^b 2 \rightarrow^d 4. \end{aligned} \quad (2.19)$$

The superscripts on the arrows correspond to the vertices. One can read off the “trajectories” from the diagrams by going clockwise along the dashed loops. Since the product of the cycles multiplies to the identity, the number of trajectories is always equal to the number of active colors. Thus the numbers of the two types of loops are equal.

The second restriction holds by construction for the partial orderings associated to the color loops. It holds for the non-color loops because the trajectories of the indices follow the ordering of the group elements, which coincide by construction with the radial ordering of the vertices.

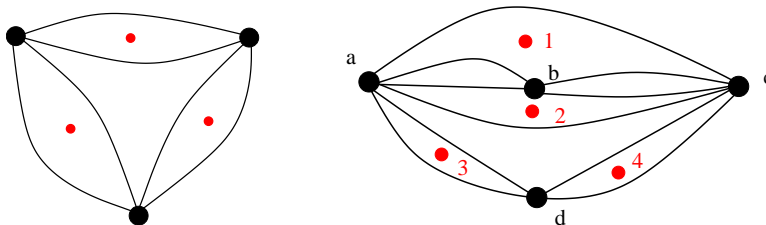


Figure 4: Two examples of illegal diagrams. (To avoid cluttering of the Figures we draw the fatgraph propagators with a single line, and use red dots to denote the “color” (solid) sides of the propagators.) On the left the numbers of two types of loops do not coincide (three color loops and two non-color loops). On the right the partial orderings defined by the color loops are incompatible: color 1 defines partial ordering on vertices abc , and color 2 defines the inverse ordering bac .

Viceversa, given a diagram⁶ obeying the two restrictions, we can uniquely associate to it a non-trivial equivalence class of terms. We just label the color loops with indices from 1 to c

⁶In speaking of a “diagram”, we mean “a diagram with labelled vertices” (by the coordinates of the corresponding twist operators).

(= number of active colors), and associate to each vertex the twist field obtained by reading the color indices counterclockwise around the vertex. (The way indices are assigned to the color loops is immaterial, as different choices are related by a global S_N transformation.) Thus the correspondence between diagrams and equivalence classes of terms is one-to-one.

We are finally in the position to quote our “Feynman” rules to write a correlator as a formal sum of diagrams. Given a generic correlator of gauge-invariant twist fields,

$$\langle \sigma_{[n_1]}(a_1) \dots \sigma_{[n_s]}(a_s) \rangle, \quad |z_{a_1}| < |z_{a_2}| < \dots |z_{a_s}|, \quad (2.20)$$

to compute its connected part we draw all connected diagrams having s vertices of type n_k , $k = 1, \dots, s$, with no self-contractions at each vertex, and obeying the two restrictions discussed above. We can write

$$\langle \sigma_{[n_1]}(a_1) \dots \sigma_{[n_s]}(a_s) \rangle_{conn} = \sum_{\alpha} C_{\alpha}(N, \{n_j\}) \langle \prod_{j=1}^s \sigma_{g_j^{(\alpha)}}(a_j) \rangle, \quad (2.21)$$

where the index α runs over all the contributing (connected) diagrams, which by construction are in one-to-one correspondence with the equivalence classes of (connected) terms. The ordered sequence of group elements $g_1^{(\alpha)} \dots g_s^{(\alpha)}$ is a representative of the class. The numerical factor $\mathcal{N}_{\alpha}(N, \{n_j\})$ counts the number of terms in each class and will be determined shortly.

Given a diagram, we can construct its graph-theoretic *dual* by the usual procedure of dualizing vertices into faces, as illustrated in Figure 2. The dual diagrams are bipartite graphs, with red (solid) and white (empty) nodes, corresponding respectively to the color (solid) loops and the non-color (dashed) loops of the diagram before dualization. The twist operators map to the faces of the dual diagram. Since dual diagrams are perhaps easier to draw, we will mostly use them in the rest of the paper.

As a concrete application of the Feynman rules, let us consider the correlator

$$\langle \sigma_{[3]}(a) \sigma_{[2]}(b) \sigma_{[3]}(c) \sigma_{[2]}(d) \rangle, \quad |z_a| < |z_b| < |z_c| < |z_d|. \quad (2.22)$$

All contributing (dual) diagrams are depicted in Figure 5. There are six genus-zero and two genus-one diagrams and no higher genus contributions. If we consider instead the same correlator (2.22) but with a different ordering of the coordinates,

$$\langle \sigma_{[3]}(a) \sigma_{[2]}(b) \sigma_{[3]}(c) \sigma_{[2]}(d) \rangle, \quad |z_a| < |z_c| < |z_b| < |z_d|, \quad (2.23)$$

another set of diagrams contributes to the calculation. They are depicted in Figure 6. There are again six genus zero and two genus one diagrams. As we are going to explain shortly, this is a general property: the number of diagrams of given genus is the same for different radial orderings.

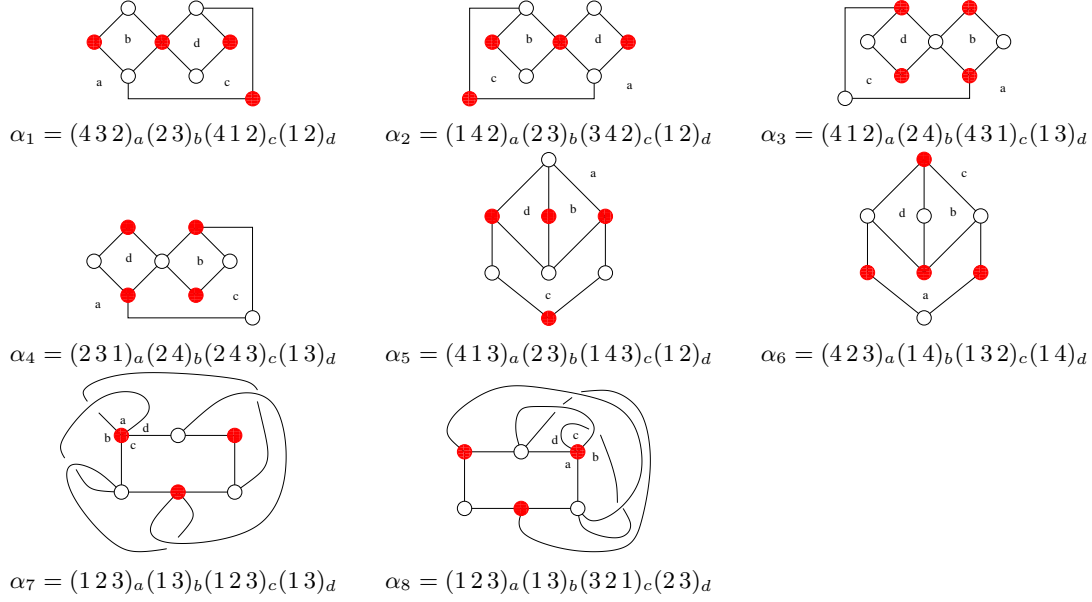


Figure 5: Connected diagrams contributing to $\langle \sigma_{[3]}(a)\sigma_{[2]}(b)\sigma_{[3]}(c)\sigma_{[2]}(d) \rangle$ when $|z_a| < |z_b| < |z_c| < |z_d|$.

The genus of a diagram is easily computed. A diagram contributing to the s -point correlator of twist operators $\sigma_{[n_j]}$, $j = 1, \dots, s$, and containing c active colors, is a polygon with $v = s$ vertices, $f = 2c$ faces and $e = \sum_{j=1}^s n_j$ edges. Its genus is then

$$g = \frac{1}{2}(e - v - f + 2) = \frac{1}{2} \sum_{j=1}^s (n_j - 1) - c + 1. \quad (2.24)$$

We recognize the *Riemann-Hurwitz* relation, which determines the genus of a c -sheeted covering of the sphere with s ramification points of order n_j . The relation between diagrams and ramified coverings of the sphere will be made explicit in the next subsection.

We can re-write the expansion of a correlator making manifest the sum over genera,

$$\langle \sigma_{[n_1]}(a_1) \dots \sigma_{[n_s]}(a_s) \rangle_{conn} = \sum_{g=0}^{g_{max}} \sum_{\alpha_g} C_{g, \alpha_g}(N, \{n_j\}) \langle \prod_{j=1}^s \sigma_{g_j^{(\alpha_g)}}(a_j) \rangle_g, \quad (2.25)$$

where the index α_g runs over the diagrams of genus g . We can now see more clearly the analogy between twist correlators in the symmetric orbifold theory and correlators of gauge-invariant composite operators in a conventional free gauge theory. In both cases any given correlator is given by a finite sum over diagrams, with the genus of the diagrams bounded by some g_{max} (which depends on the correlator). A curious difference is that while in a gauge

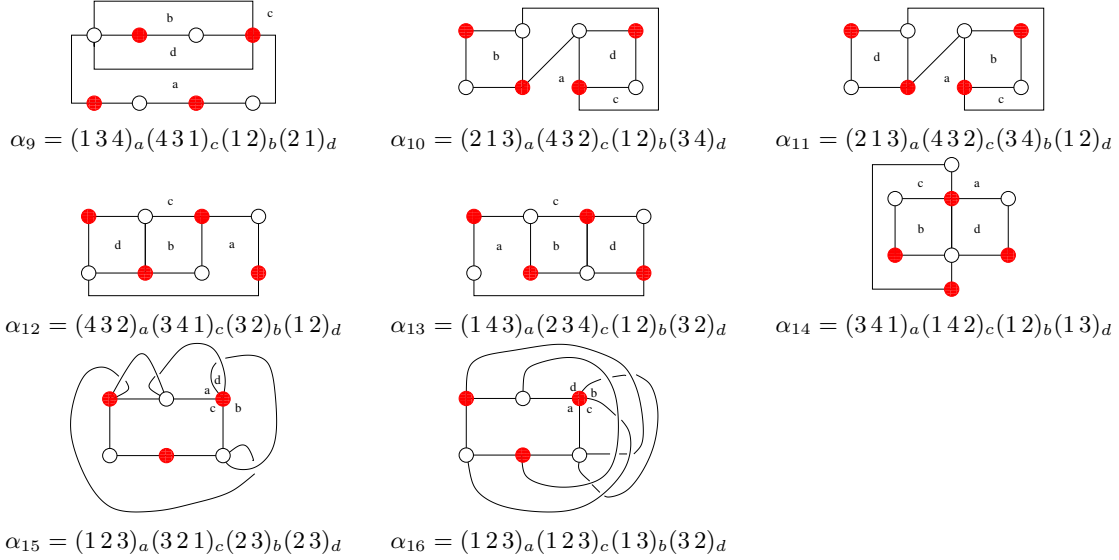


Figure 6: Connected diagrams contributing to $\langle \sigma_{[3]}(a)\sigma_{[2]}(b)\sigma_{[3]}(c)\sigma_{[2]}(d) \rangle$ when $|z_a| < |z_c| < |z_b| < |z_d|$.

theory the basic vertex is cubic, in a symmetric orbifold the basic vertex is quartic, associated to a twist-two field. So in a gauge theory the dual of a generic Feynman diagram gives a triangulation of a Riemann surface, but in a symmetric orbifold it gives a quadrangulation.

2.2 Correspondence between diagrams and branched coverings

We have discussed a combinatorial algorithm to associate a diagram to each non-trivial equivalence class of terms in the expansion of a correlator of gauge-invariant twist fields. The diagrams have a nice geometric interpretation as well. The actual computation of correlators requires finding the covering surface(s) where the fields X_I are single-valued. Each covering surface is a c -sheeted ramified covering⁷ of the base sphere, with a ramification point at each insertion of a twist field: a twist field $\sigma_{[n]}(z, \bar{z})$ corresponds to a ramification point of order n at z . The computation of the correlator

$$\langle \sigma_{[n_1]}(z_1, \bar{z}_1) \dots \sigma_{[n_s]}(z_s, \bar{z}_s) \rangle \quad (2.26)$$

⁷We recall the definition (see *e.g.* [37]): a continuous map $f : \mathcal{C} \rightarrow S^2$ from an oriented compact surface \mathcal{C} to the sphere is called a c -sheeted *ramified covering* of the sphere if: (i) the image of f contains a finite subset of points $\{z_1, \dots, z_s\}$, such that the map f is a c to 1 covering over the complement of this set; (ii) in a neighborhood of each point z_i one can introduce a complex coordinate, and in the neighborhood of each of the pre-images of this point one can also introduce a complex coordinate x , such that the map takes the form $f(x) = x^{n_i}$. Here n_i is an integer, called the order of ramification of the point z_i . A theorem of Riemann states that chosen a complex structure on the S^2 , there is a unique complex structure on \mathcal{C} such that f is a meromorphic function.

requires finding *all* the ramified coverings of the sphere with ramification points of order n_i at z_i . It turns out that for any given gauge-invariant correlator, *the different diagrams correspond to the different ramified coverings*.

The enumeration of branched coverings of the sphere with specified ramification type is a classic mathematical problem, known as the *Hurwitz problem*. There is a reformulation of the Hurwitz problem in terms of subgroups of the symmetric group (see *e.g.* [37]). Let us define $H(n_1, \dots, n_s)$ to be the number of different ramified coverings of the sphere with s ramification points of order n_i , $i = 1, \dots, s$. Consider s -tuples (g_1, g_2, \dots, g_s) , where $g_k \in S_N$ is a *single-cycle* permutation of length n_k , and define the equivalence relation

$$(g_1, g_2, \dots, g_s) \sim (g'_1, g'_2, \dots, g'_s) \leftrightarrow \exists h \in S_N : g'_k = h g_k h^{-1} \text{ for } k = 1 \dots s. \quad (2.27)$$

A fundamental theorem in Hurwitz theory states that $H(n_1, \dots, n_s)$ is equal to the number of equivalence classes of s -tuples (g_1, g_2, \dots, g_s) such that

1. the subgroup of S_N generated by the g_k is transitive, and
2. $g_{\pi(1)} g_{\pi(2)} \dots g_{\pi(s)} = 1$,
where $\pi \in S_s$ is some *arbitrary* ordering of the ramification points $\{1, 2, \dots, s\}$.

It follows that $H(n_1, \dots, n_s)$ is equal to the number of non-trivial equivalence classes of terms (as defined in the previous subsection) in the expansion of the connected part of the correlator (2.26); thus the number of ramified coverings with ramification type $\{n_i\}$ is equal to the number of connected diagrams that contribute to the correlator (2.26), as we had claimed.

In the previous subsection it was natural to choose the arbitrary ordering π to be the radial ordering of the coordinates z_i . We see that any other ordering would give the same number of equivalence classes (=diagrams) – this explains why changing the ordering of the coordinates gave the same number of diagrams in the example of Figure 6. This means for a given ramified covering, there are really $(s - 1)!$ diagrams, corresponding to the different choices of π (taking into account that cyclically related choices yield the same diagram): but precisely one diagram for each ramified covering appears in the expansion of a correlator of gauge-invariant twist fields, namely the one that corresponds to the choice of π as radial ordering.

We have established that the *number* of diagrams in the expansion of a correlator equals the *number* of contributing ramified coverings: we now proceed to associate a particular diagram to each ramified covering. We discuss two equivalent methods in the rest of this subsection.

Cut-picture method

For a given branched covering of the sphere, we can think of the covering surface \mathcal{C} as a union of c Riemann sheets, each corresponding to a copy of the base sphere, and with a system of cuts defined on each copy. It is always possible to deform the cuts in such a way that a cut line emanates from each ramification point and goes to infinity (in some direction). Given such a picture, there is a natural cyclic ordering defined on the ramification points, obtained by ordering the cut lines at infinity in counterclockwise fashion. The cyclic orderings on the different Riemann sheets are consistent with each other. We can also assume that the point $z = \infty$ on the base sphere is a regular point (no twist field insertion), and thus the point of infinity in each sheet is also not ramified.

To build the diagram from such a cut picture, we draw an oriented loop on each Riemann sheet (with counterclockwise orientation as a matter of convention) – this is the *color* (solid) loop. Next, beginning with one of the sheets, we start drawing another line just outside of the color loop, in clockwise direction; as we encounter a cut, we move to a new sheet and keep going till we come back to the original sheet, and finally close the loop. We repeat the procedure for each sheet. These are the *non-color* loops. Finally we smoothly deform the color and non-color lines to obtain the diagram. This procedure is illustrated in few examples in Figures 7, 8 and 9.

The circular ordering and the fact that the point at infinity on each sheet is a regular point imply that the diagrams are legal diagrams satisfying the two restrictions discussed in the previous subsection.

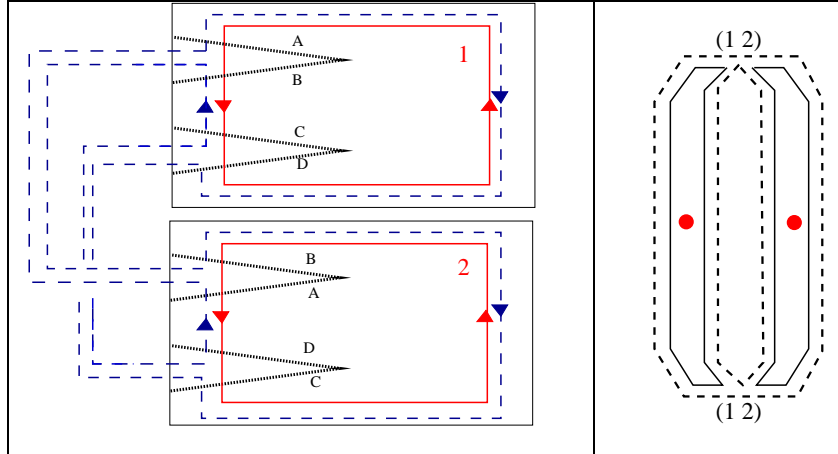


Figure 7: From the cut-picture to the diagram: example of a two-point correlator. The dashed and not dashed lines are the non-color and color loops respectively. The two sides of cuts are labeled by capital letters. On the left we draw the cut picture and show how the diagram can be drawn on the different sheets. The color loops are associated with each Riemann sheet and the non-color loops follow the “trajectories” around infinity, *i.e.* they follow the trajectory of each color under the action of the twist operators. Each trajectory encircles $z = \infty$ exactly once.

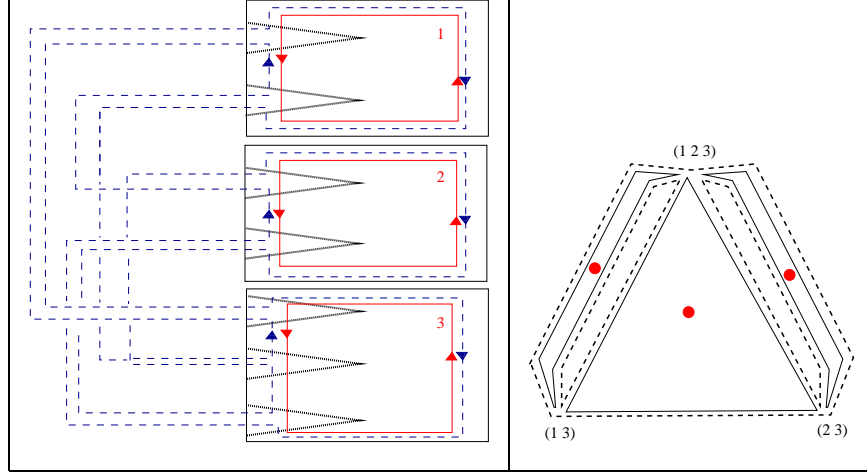


Figure 8: From the cut-picture to the diagram: example of a genus zero branched covering contributing for a three-point correlator.

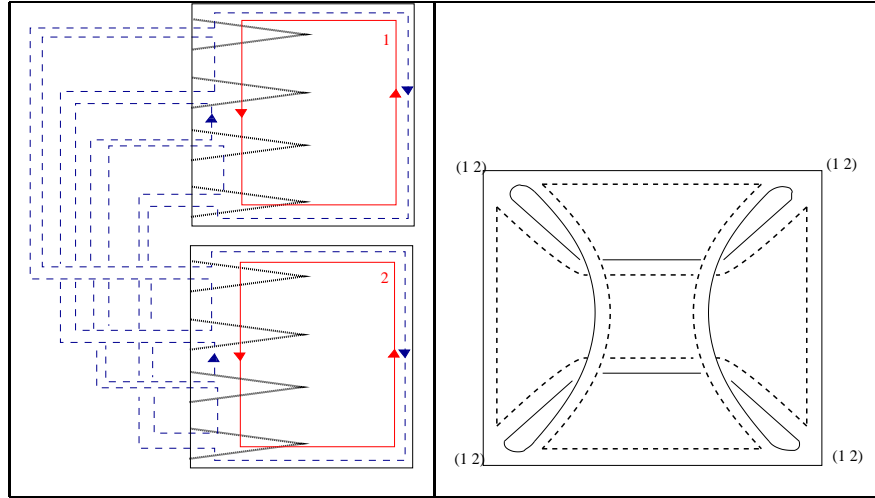


Figure 9: From the cut-picture to the diagram: example of a genus one branched covering contributing to a four-point correlator.

Inverse-image method

There is an even simpler way to obtain the diagram from the branched covering. We draw a closed loop without self-crossings on the base sphere, touching the positions of the twist fields. The closed loop divides the base sphere into two regions: after choosing an orientation for the loop, by convention the “color” region is to the left of the loop and the “non-color” region to the right. The inverse image of this loop on the the covering space defines the diagram. Figure 10 illustrates this procedure in a simple example.

Both methods to associate a diagram to a branched covering require to make some implicit choices. In the first method, for a given branched covering there is some freedom in drawing the cuts, implying different cyclic ordering on the operators. Likewise, in the second method the closed loop can be chosen to connect the locations of the twist fields in different orders. In either method, different choices will result in a different diagram (for fixed branched covering). This ambiguity is precisely the freedom in the choice of the arbitrary ordering π in the theorem quoted above. In the application to $2d$ CFT, the natural ordering is radial ordering. *Any* ordering would lead to the same result, but an ordering must be chosen to avoid overcounting. In Appendix B we look at OPE limits of four-point functions and perform a check that our prescription of choosing one ordering (as opposed to summing over all possible orderings) gives indeed the correct normalization of correlators.

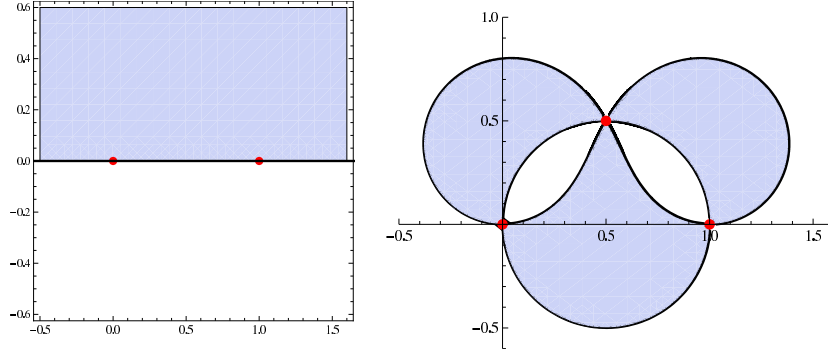


Figure 10: An example of the inverse-image method, applied to the correlator $\langle \sigma_{[2]} \sigma_{[2]} \sigma_{[3]} \rangle$. On the left we show the base sphere with the twist -wo fields inserted at $z = 0, 1$ and the twist-three field at $z = \infty$. We connect the insertions by a line going through the real axis. On the right we show the pre-image of this line on the covering sphere. The insertions are now at $t = 0, 1$ and $t = \frac{1}{2} + \frac{1}{2}i$ respectively. The explicit branched covering map is $z(t) = t^2 \frac{-3i + (1+3i)t}{(-i + (1+i)t)^3}$. One finds the same diagram as the one obtained from the cut picture in Figure 8.

In Section 3.4 we will expand on the relation between diagrams and ramified coverings. In particular we will show that the different diagrams contributing to a given correlator can be connected to each other by a certain “channel-crossing” procedure.

2.3 N dependence.

Following [28, 29], we now determine the N dependence of correlation functions. The first step is to introduce normalized twist operators $\hat{\sigma}_{[n]}(z)$ with unit two-point functions,

$$\langle \hat{\sigma}_{[m]}(0) \hat{\sigma}_{[n]}(z) \rangle = \frac{\delta_{mn}}{|z|^{2\Delta_n}}. \quad (2.28)$$

The two-point function

$$\langle \sigma_{[m]}(0) \sigma_{[n]}(z) \rangle = \sum_{h \in \mathcal{S}_N} \sum_{k \in \mathcal{S}_N} \langle \sigma_{h(1\dots m)h^{-1}}(0) \sigma_{k(1\dots n)k^{-1}}(z) \rangle \quad (2.29)$$

vanishes unless $n = m$, since the orders of the two ramification points must coincide for the covering surface to exist: diagrammatically we can say that self-contractions of propagators at each vertex are not allowed. There are n fatgraph propagators joining the two vertices and thus $c = n$ active colors. The graph is planar, as one can confirm from the Riemann-Hurwitz relation (2.24), which gives $g = 0$ with $s = 2$, $n_1 = n_2 = c = n$. There are $N!/(N - c)!$ possibilities of choosing the active colors. Moreover for each of the gauge-invariant twist operators, we can permute the $N - n$ non-participating colors in all possible ways, contributing a factor of $((N - n)!)^2$. Finally there is an extra factor of n which accounts for the freedom to make a cyclic permutation of the chosen colors; diagrammatically it counts the number of Wick contractions. All in all,

$$\langle \sigma_{[m]}(0) \sigma_{[n]}(z) \rangle = n N! (N - n)! \frac{\delta_{nm}}{|z|^{\Delta_n}}, \quad (2.30)$$

which implies

$$\hat{\sigma}_{[n]} \equiv \frac{1}{\sqrt{n N! (N - n)!}} \sigma_{[n]}. \quad (2.31)$$

We are interested in the N dependence of s -point functions of normalized operators. Let us re-write the expansion (2.25) for normalized operators,

$$\langle \hat{\sigma}_{[n_1]}(a_1) \dots \hat{\sigma}_{[n_s]}(a_s) \rangle_{conn} = \sum_{g=0}^{g_{max}} \sum_{\alpha_g} \hat{C}_{g, \alpha_g}(N, \{n_j\}) \langle \prod_{j=1}^s \sigma_{g_j^{(\alpha_g)}}(a_j) \rangle_g, \quad (2.32)$$

where we recall that $\{\alpha_g\}$ is the set of diagrams contributing to the correlator at genus g . We find

$$\hat{C}_{g, \alpha_g}(N, \{n_k\}) = A(\{n_k\}) \left[\prod_{j=1}^s \sqrt{\frac{(N - n_j)!}{n_j N!}} \right] \frac{N!}{(N - c)!}, \quad c = 1 - g - \frac{s}{2} + \frac{1}{2} \sum_{j=1}^s n_j. \quad (2.33)$$

The coefficient $A(\{n_i\})$ is the N -independent combinatorial factor that arises from Wick contractions; it simply accounts for the freedom of cyclic re-ordering of each vertex, so

$$A(\{n_k\}) = \prod_{j=1}^s n_j. \quad (2.34)$$

The term in square brackets comes from the normalization factors of each operator and from the number of permutations of the colors not participating in the given cycle. Finally the

last factor counts the number of ways to pick the c (ordered) active colors; for given $\{n_i\}$ and given genus, c is determined by the Riemann-Hurwitz relation. Using the Stirling formula, we can expand $\hat{C}_{\mathbf{g},\alpha_{\mathbf{g}}}(N, \{n_k\})$ for large N ,

$$\hat{C}_{\mathbf{g},\alpha_{\mathbf{g}}}(N, \{n_k\}) = N^{1-\mathbf{g}-\frac{s}{2}} \left(a_0 + \frac{a_1}{N} + \dots \right). \quad (2.35)$$

The leading N dependence is very simple, but for given \mathbf{g} and s there is a whole infinite series of subleading terms. This is to be contrasted with the standard case of a $U(N)$ gauge theory, where the N dependence of correlators of normalized single trace operators is precisely $N^{2-2\mathbf{g}-s}$.

The functions $\hat{C}_{\mathbf{g},\alpha_{\mathbf{g}}}(N, \{n_k\})$ are independent of the specific diagram $\alpha_{\mathbf{g}}$: for a given correlator they are functions only of \mathbf{g} and N . This property can be understood heuristically by recalling that a correlator of gauge-invariant twist fields must be single-valued as a function of the coordinates of the twist fields. However, as we will see, the contributions of the individual diagrams are in general not single valued. The different diagrams at a given genus correspond to the different zeros of a meromorphic function, and to cancel the branch cuts we must take the sum of such roots with equal weight. The diagrams should then have a common N dependence for their sum to produce a single-valued correlator.

If we wish to deform the symmetric orbifold CFT while maintaining a sensible large N limit, the coupling of the deformation term should be scaled appropriately. For example we may add to the action a two-cycle term (a blow-up mode of the orbifold), schematically⁸

$$\delta S = f \int d^2 z \, \hat{\sigma}_{[2]}(z). \quad (2.36)$$

We deduce from (2.33) that a sensible large N limit requires

$$N \rightarrow \infty, \quad f N^{-\frac{1}{2}} \equiv \lambda = \text{fixed}. \quad (2.37)$$

The combination λ plays the role of the 't Hooft coupling.

2.4 Computing the correlators

To evaluate correlators of twist fields, we can use the covering surface(s) in at least two ways: the stress-tensor method of Dixon et al. [45] and the path-integral method of Lunin and Mathur [29].

The standard approach to the calculation of twist correlators is the stress-energy tensor method [45], which is applicable to s -point functions with $s > 3$. To evaluate, say, a four-point function, we consider the quantity

$$g(z, u) = \frac{\langle T(z) \phi_1(0) \phi_2(1) \phi_3(u) \phi_4(\infty) \rangle}{\langle \phi_1(0) \phi_2(1) \phi_3(u) \phi_4(\infty) \rangle}, \quad (2.38)$$

⁸In the case of $\text{Sym}^N(\mathcal{M}_4)$, the precise form of the deformation that preserves $(4, 4)$ superconformal invariance can be found for example in [16].

where $T(z)$ is the stress-energy tensor and $\phi_i(z)$ denotes schematically the holomorphic part of a primary operator in a twisted sector. As we have seen, several covering surfaces (one for each diagram α_g) contribute to the correlator. For each α_g , we can find $g(z, u)$ by map to the covering surface, taking into account the well-known transformation properties of T and of the primaries ϕ . Using the OPE of $T(z)$ with $\phi(u)$,

$$T(z)\phi_2(u) = \frac{\Delta_{\phi_3}}{(z-u)^2}\phi_3(u) + \frac{1}{z-u}\partial\phi_3(u) + \dots \quad (2.39)$$

we deduce

$$\partial_u \ln G(u)_{\alpha_g} = \left\{ g(z, u)_{\alpha_g} \right\}_{\frac{1}{z-u}}. \quad (2.40)$$

Here $G(u)_{\alpha_g} \equiv \langle \phi_1(0)\phi_3(1)\phi_3(u)\phi_4(\infty) \rangle_{\alpha_g}$ is the contribution to the holomorphic part of the correlator from the covering surface α_g ; on the right hand side we take the coefficient of $\frac{1}{z-u}$ in the expansion of $g(z, u)$. This equations determine $G(u)_{\alpha_g}$ up to a normalization factor. After repeating the same calculation for the anti-holomorphic part, we sum the partial contributions $G(u, \bar{u})_{\alpha_{gg}}$ over all the covering surfaces $\{\alpha_g\}$. The relative normalizations can be fixed by requiring that the result is well-defined (single-valued) on the base sphere, while the overall normalization can be fixed by looking at OPE limits. Three-point functions can be obtained indirectly by factorization of four-point functions.

Lunin and Mathur [29] devised an alternative computational method that uses directly the path integral definition of the theory. In going to the covering surface, we have to take into account the transformation of the measure of the path integral, which may be encoded in a certain Liouville action. This approach has the advantage of keeping track of the absolute normalization of correlators and can thus be directly applied to three-point functions, for which the only non-trivial piece of information is indeed the overall normalization. In Appendix B we apply the results of [29] to evaluate the intrinsic normalization of some four-point functions, and check the consistency of our ‘‘Feynman rules’’ in various OPE limits.

3. Planar covering surfaces for four-point correlators

It is in general difficult to find explicit expressions for the branched covering maps. In this Section we focus on the simplest non-trivial class of branched coverings, the genus zero covering surfaces with four ramification points. We will present a general algorithm to obtain them, in terms of polynomial solutions of Heun’s differential equation. We will also study in detail some simple examples, with the aim of gaining more insight into the relation between covering maps and associated diagrams.

3.1 Heun's equation

Consider the four-point correlator

$$\langle \sigma_{[n_1]}(z_1) \sigma_{[n_2]}(z_2) \sigma_{[n_3]}(z_3) \sigma_{[n_4]}(z_4) \rangle, \quad (3.1)$$

defined on the base sphere S_{base}^2 . We will always use the letter z to denote the uniformizing coordinate on S_{base}^2 . By an $SL(2, \mathbb{C})$ transformation, we fix

$$z_1 = 0, \quad z_2 = 1, \quad z_3 = u, \quad z_4 = \infty. \quad (3.2)$$

We will denote with t the uniformizing coordinate on the covering surface, also taken to be a sphere, S_{cover}^2 . The goal is to find all the covering maps

$$t \in S_{cover}^2 \rightarrow z(t) \in S_{base}^2 \quad (3.3)$$

with four ramification points z_i of order n_i . The ramification points z_i have unique pre-images t_i on S_{cover}^2 , which by another $SL(2, \mathbb{C})$ transformation we fix to

$$t_1 = 0, \quad t_2 = 1, \quad t_3 = x, \quad t_4 = \infty. \quad (3.4)$$

At this stage the location x of the pre-image of ramification at $z = u$ is a parameter of the map. We will see that there is a discrete set of possible values for x for fixed value of u . The Riemann-Hurwitz relation (2.24) gives the number c of sheets in the ramified covering,

$$c = \frac{n_1 + n_2 + n_3 + n_4}{2} - 1. \quad (3.5)$$

In CFT language, the c copies (colors) of the field, $X_I(z)$, $I = 1, \dots, c$, are traded for a single field $X(t_I(z)) \in S_{cover}^2$, where $t_I(z) \in S_{cover}^2$ are the pre-images of the generic point $z \in S_{base}^2$. As z approaches a ramification point z_i , n_i of its pre-images converge to the same point t_i on S_{cover}^2 .

In summary, we are looking for a c -sheeted map $z : S_{cover}^2 \rightarrow S_{base}^2$ with the following branching behavior:

$$\lim_{t \rightarrow 0} z(t) \sim b_1 t^{n_1}, \quad (3.6)$$

$$\lim_{t \rightarrow 1} z(t) \sim 1 + b_2 (t - 1)^{n_2}, \quad (3.7)$$

$$\lim_{t \rightarrow x} z(t) \sim u + b_3 (t - x)^{n_3}, \quad (3.8)$$

$$\lim_{t \rightarrow \infty} z(t) \sim b_4 t^{n_4}. \quad (3.9)$$

We will generalize to our case the technique used in [29], where coverings with three branching points were considered. We build the map as a quotient of two polynomials,

$$z(t) = \frac{f_1(t)}{f_2(t)}, \quad (3.10)$$

of degrees d_1 and d_2 respectively, which we can assume to have no common factor. From (3.6–3.8), we must have $f_2(t) \neq 0$ for $t = 0, 1, x$, while from (3.9) we deduce

$$d_2 = d_1 - n_4. \quad (3.11)$$

In particular $d_1 > d_2$, and since $z(t) = z$ should have generically c solutions, we identify c with the degree d_1 . Then from (3.5),

$$d_1 = c = \frac{n_1 + n_2 + n_3 + n_4}{2} - 1, \quad (3.12)$$

and thus clearly

$$d_2 = \frac{n_1 + n_2 + n_3 - n_4}{2} - 1. \quad (3.13)$$

Consider now the linear combination

$$f(t) = \alpha f_1(t) + \beta f_2(t), \quad (3.14)$$

which satisfies

$$\begin{vmatrix} f & f' & f'' \\ f_1 & f'_1 & f''_1 \\ f_2 & f'_2 & f''_2 \end{vmatrix} = 0. \quad (3.15)$$

Expanding the determinant, we get the following equation for f

$$W(t)f'' - W'(t)f' - c(t)f = 0, \quad (3.16)$$

where we have defined

$$W(t) \equiv f'_1(t)f_2(t) - f_1(t)f'_2(t) = f_2^2(t)\frac{dz(t)}{dt} \quad (3.17)$$

$$c(t) \equiv f_2'f_1'' - f_1'f_2''. \quad (3.18)$$

The strategy is to determine the functions $W(t)$ and $c(t)$ from the branching behavior (3.6–3.9), and then solve the differential equation (3.16) for f : its two solutions will be identified with f_1 and f_2 . We claim that W is given by

$$W(t) = Ct^{n_1-1}(t-1)^{n_2-1}(t-x)^{n_3-1} \quad (3.19)$$

for some constant C . Indeed W should be a polynomial of degree $d_1 + d_2 - 1 = n_1 + n_2 + n_3 - 3$, whose zeroes at $0, 1, x$ are fixed from (3.17) as

$$\lim_{t \rightarrow 0} \frac{dz(t)}{dt} \sim t^{n_1-1} \quad \lim_{t \rightarrow 1} \frac{dz(t)}{dt} \sim (t-1)^{n_2-1}, \quad \lim_{t \rightarrow x} \frac{dz(t)}{dt} \sim (t-x)^{n_3-1}. \quad (3.20)$$

The unique such polynomial is (3.19). To obtain $c(t)$, we expand (3.16) around $t = 0$,

$$-C(n_1 - 1)t^{n_1-2}f'(0) + c(t)f(0) + O(t^{n_1-1}) = 0. \quad (3.21)$$

Since $f(0)$ is in general non-vanishing (because $f_2(0) \neq 0$), we must have

$$c(t) \sim t^{n_1-2} + O(t^{n_1-1}) \quad t \rightarrow 0. \quad (3.22)$$

A similar analysis around the points $t = 1$ and $t = x$, and the requirement that $c(t)$ should be a polynomial of degree $n_1 + n_2 + n_3 - 5$, lead uniquely to

$$c(t) = t^{n_1-2}(t-1)^{n_2-2}(t-x)^{n_3-2}(t\tilde{\gamma} + \tilde{q}), \quad (3.23)$$

where $\tilde{\gamma}$ and \tilde{q} are arbitrary constants. It is convenient to write the derivative of W (from (3.19)) as

$$W'(t) = Ct^{n_1-2}(t-1)^{n_2-2}(t-x)^{n_3-2}P(t, x), \quad (3.24)$$

where we have defined

$$P(t, x) \equiv (n_1 - 1)(t - 1)(t - x) + (n_2 - 1)t(t - x) + (n_3 - 1)t(t - 1). \quad (3.25)$$

The differential equation (3.16) for f now becomes, after dividing by $Ct^{n_1-2}(t-1)^{n_2-2}(t-x)^{n_3-2}$,

$$t(t-1)(t-x)f'' - P(t, x)f' + (\gamma t + q)f = 0, \quad (3.26)$$

where $\gamma \equiv \tilde{\gamma}/C$ and $q \equiv \tilde{q}/C$. We can fix γ by taking the limit $t \rightarrow \infty$ in (3.26). Assuming that $f(t) \sim t^d$ for $t \rightarrow \infty$, we find

$$d(d-1) - d(n_1 + n_2 + n_3 - 3) + \gamma = 0. \quad (3.27)$$

The two solutions to this equation are the degrees d_1 and d_2 of f_1 and f_2 , thus we learn

$$\gamma = d_1 d_2. \quad (3.28)$$

The differential equation for f is finally

$$f'' - \left[\frac{n_1 - 1}{t} + \frac{n_2 - 1}{(t - 1)} + \frac{n_3 - 1}{(t - x)} \right] f' + \frac{(d_1 d_2 t + q)}{t(t - 1)(t - x)} f = 0. \quad (3.29)$$

This is Heun's equation.⁹

⁹For a comprehensive discussion of this differential equation see [46].

3.2 Polynomial solutions of Heun's equation

The parameters of Heun's equation are known functions of n_i , $i = 1, 2, 3, 4$, except for q and x . As we now proceed to show, the parameters q and x are fixed by requiring that the two solutions $f_1(t)$ and $f_2(t)$ are polynomial and that the map $z(t) \equiv f_1(t)/f_2(t)$ sends $t = x$ into $z(x) = u$.

We are looking for two polynomial solutions of Heun's equation (3.29), one of degree d_1 and another of degree d_2 . Expanding either solution in a power series,

$$f(t) = \sum_{k=0}^{\infty} c_k t^k, \quad (3.30)$$

we demand that $c_k = 0$ for $k > d_i$. The differential equation (3.29) gives the recursion relation

$$\begin{aligned} c_{k+1}(k+1)(k-n_1+1)x - c_k(k[(k-n_1)(1+x) + x(1-n_2) + 1-n_3] + q) \\ + c_{k-1}(k-1-d_1)(k-1-d_2) = 0, \end{aligned} \quad (3.31)$$

for $k \geq 0$, with the understanding that $c_{-1} \equiv 0$. We may take c_0 and c_{n_1} as input and solve for all other c_k 's from the recursion. The requirement that the recursion truncates gives a first relation between the parameters q and x , according to the following algorithm. If the four cycles have generic lengths $n_a \leq n_b \leq n_c \leq n_d$, we can always use $SL(2, \mathbb{C})$ to set $n_a = n_4$ and $n_b = n_1$, so that

$$d_2 - n_1 = \frac{1}{2}(n_c + n_d - n_a - n_b) - 1 \geq -1. \quad (3.32)$$

There are two cases: (i) $d_2 - n_1 \geq 0$, and (ii) $d_2 - n_1 = -1$.

Consider the first case,

$$n_1 \leq d_2 < d_1, \quad (3.33)$$

where the second inequality is true by construction (recall (3.11)). We find $f_1(t)$ by solving the recursion with $c_0 = 0$ and $c_{n_1} = 1$, and demanding that

$$c_{d_1+1}(q, x) = 0. \quad (3.34)$$

It is clear from the recursion that $c_{d_1+1}(q, x)$ is a polynomial in q and x . This procedure yields $f_1(t)$ as a polynomial of degree d_1 proportional to t^{n_1} . To obtain $f_2(t)$, we switch on both $c_0 \neq 0$ and $c_{n_1} \neq 0$, and fix c_{n_1+1}/c_0 by requiring that $c_{d_2+1} = 0$. This determines $f_2(t)$ up to an overall constant; by construction it is a polynomial of degree d_2 which is non vanishing at $t = 0$. Finally we fix the overall constant of f_2 by demanding that $z(1) \equiv \frac{f_1(1)}{f_2(1)} = 1$.

In the second case, $d_2 - n_1 = -1$, we constrain q and find f_1 as above, and f_2 is simply the solution with $c_0 = 1$ and $c_{n_1} = 0$, as in this case $d_2 = n_1 - 1$ and setting $c_{n_1} = 0$ makes this solution polynomial regardless of the value of q .

This procedure yields a map $z(t; q, x)$ depending on the two parameters q and x . So far q and x are constrained by one polynomial relation, equ.(3.34). A second relation arises by recalling that x was defined as the pre-image of u on the covering sphere, hence

$$z(t = x; q, x) \equiv v(q, x) = u. \quad (3.35)$$

The function $v(q, x) \equiv z(t = x; q, x)$ is a rational function in x and q . So for fixed u , q and x are determined by the system of two polynomial equations

$$\begin{aligned} c_{d_1+1}(q, x) &= 0 \\ v(q, x) &= u, \end{aligned} \quad (3.36)$$

which has a finite set of solutions $\{(x_i(u), q_i(u))\}$. Substituting back in $z(t; q, x)$, we find for fixed u a finite set of maps $\{z_j(t)\}$, for $j = 1, \dots, M$. As discussed in Section 2, the number M of maps corresponds to the number of equivalence classes of terms in the expansion of the correlators, and there is a 1-1 correspondence between the maps and the diagrams produced by the Feynman rules.

Let us examine in detail a specific example,

$$n_1 = n_4 = n, \quad n_2 = n_3 = 2 \quad \longrightarrow \quad d_1 = n + 1, \quad d_2 = 1. \quad (3.37)$$

Condition (3.33) is not satisfied, but this case is simple enough that it can be solved without invoking any $SL(2, \mathbb{C})$ transformations.¹⁰ In this case choosing $c_0 = 0$ leaves only c_n and c_{n+1} undetermined. Taking $k = n$ in (3.31) we get

$$c_{n+1} = -\frac{n(1+x)-q}{x(n+1)}c_n. \quad (3.38)$$

With $k = n + 1$ in (3.31), demanding $c_{n+2} = 0$,

$$-q c_{n+1} - (n-1) c_n = 0. \quad (3.39)$$

Thus, q satisfies a simple quadratic equation,

$$q^2 - n(x+1)q + x(n^2 - 1) = 0, \quad (3.40)$$

which gives

$$q_{\pm} = \frac{1}{2}n(1+x) \pm \frac{1}{2}\sqrt{n^2(1+x)^2 - 4x(n^2 - 1)}. \quad (3.41)$$

The function $f_1(t)$ is thus

$$f_1^{\pm}(t) = t^n \left(1 - \frac{n(1+x) \mp \sqrt{n^2(1+x)^2 - 4x(n^2 - 1)}}{2x(n+1)} t \right). \quad (3.42)$$

¹⁰The map for this case was also obtained in [29].

To find the second solution we take $c_0 = 1$ and immediately find

$$c_1 = \frac{q}{x(1-n)}. \quad (3.43)$$

Demanding the vanishing of c_2 ,

$$(n(1+x) - q)c_1 + (n+1) = 0, \quad (3.44)$$

which implies

$$q^2 - n(1+x)q + x(n^2 - 1) = 0, \quad (3.45)$$

the same condition as above. From here we obtain for f_2 ,

$$f_2^\pm(t) = 1 - \frac{n(1+x) \pm \sqrt{n^2(1-x)^2 + 4x}}{2x(n-1)} t. \quad (3.46)$$

Finally the map is given by

$$z^\pm(t; x) = \left(\frac{f_2^\pm(1)}{f_1^\pm(1)} \right) \frac{f_1^\pm(t)}{f_2^\pm(t)}. \quad (3.47)$$

For fixed x there are two possibilities, corresponding to the two values of q . Finally we require that x is the pre-image of u ,

$$z^\pm(t = x; x) \equiv v^\pm(x) = u. \quad (3.48)$$

Explicitly we obtain

$$v^\pm(x) = \frac{1}{2} x^{n-1} \left(2x + n^2(x-1)^2 \mp n(x-1)\sqrt{n^2(1-x)^2 + 4x} \right). \quad (3.49)$$

Thus (3.48) has $2n$ solutions. Note that for both choices the set of solutions to (3.48) will be the same: if we pick *either* q^+ or q^- and *all* solutions for x in (3.48), each map $z_j(t)$ is obtained once.

It is instructive to count the number of different diagrams/equivalence classes that we have in this simple example. To count the equivalence classes we count the number of ways we can satisfy

$$(n)_a (2)_b (2)_c (n)_d = 1 \quad (3.50)$$

modulo global S_N transformations. The Riemann-Hurwitz relation implies that the number of colors is $c = n + 1$. Assuming $(n)_a$ and $(2)_b$ have *one* overlapping index, say

$$(n)_a (2)_b = (1\ 2 \dots n)_a (1\ n+1)_b = (1\ 2 \dots n\ n+1), \quad (3.51)$$

we get that $(n)_d$ and $(2)_c$ have must also have one overlapping index. Modulo global S_N transformations there are exactly $n+1$ possibilities for this case, indeed fixing S_N by choosing the common index of $(n)_a$ and $(2)_b$ we have $n+1$ choices for the common index of $(n)_d$ and $(2)_c$. Assume now that $(n)_a$ and $(2)_b$ have *two* overlapping indices, say

$$(n)_a (2)_b = (1\ 2 \dots n)_a (1\ k)_b = (1\ 2 \dots k-1)(k \dots n). \quad (3.52)$$

Now we must have either $k = n$ or $k = 2$. Indeed if $k \neq 2$ and $k \neq n$, n different colors would appear in cycles a and b (and the same colors would have to appear in c and d cycles in order to satisfy (3.50)), in contradiction with the the fact that the total number of active colors is $c = n+1$. We can choose $k = n$ as $k = 2$ choice is related to this by a global S_N transformation. The cycles $(n)_d$ and $(2)_c$ also have two overlapping indices,

$$(2)_c (n)_d = (k\ n+1)_c (n+1\ k-1\ k-2 \dots 1\ n-1 \dots k+1\ k)_d = (n-1\ n-2 \dots 1). \quad (3.53)$$

After fixing the global S_N by choosing the two cycles $(2)_b$ and $(n)_a$ we have $n-1$ possibilities to specify $(2)_c$ and $(n)_d$ by choosing a common color of $(2)_c$ and $(n)_a$. In summary we have $(n+1) + (n-1) = 2n$ equivalence classes, exactly as the number of different maps, *i.e.* solutions to (3.48). The actual (six planar) diagrams in the case of $n = 3$ are depicted in Figure 6.

3.3 Polynomial case

It is easy to solve for $z(t)$ when $d_2 = 0$: the map is just a polynomial and there is no need to use Heun's equation. We will refer to the correlators whose with polynomial covering map as polynomial correlators. Setting $d_2 = 0$ corresponds to taking

$$n_4 = n_1 + n_2 + n_3 - 2 = d_1. \quad (3.54)$$

Then we also have $d_1 = n_4$. From the monodromies around the twist operators, we must have

$$z'(t; x) = C t^{n_1-1} (t-1)^{n_2-1} (t-x)^{n_3-1}, \quad (3.55)$$

which we can immediately integrate to get

$$z(t; x) = y^{n_3} \sum_{k=0}^{n_1+n_2-2} a_k y^k + v(x), \quad y \equiv t - x. \quad (3.56)$$

Note that in this case there is no parameter q . The coefficients a_k can be explicitly computed (see Appendix A for details). We find that $v(x)$ is given by

$$v(x) = \frac{N_u}{D_u}, \quad (3.57)$$

$$N_u = \sum_{k=0}^{n_1-1} \sum_{l=0}^{n_2-1} \frac{(-1)^{k+l+n_3}}{k+l+n_3} \binom{n_1-1}{k} \binom{n_2-1}{l} x^{n_3+l} (x-1)^{-l}$$

$$D_u = \sum_{k=0}^{n_1-1} \sum_{l=0}^{n_2-1} \frac{(-1)^{k+l+n_3}}{k+l+n_3} \binom{n_1-1}{k} \binom{n_2-1}{l} \left[x^{n_3+l} (x-1)^{-l} - x^{-k} (x-1)^{n_3+k} \right].$$

From the explicit expression we see that in the polynomial case the equation $z(t=x) \equiv v(x) = u$ has exactly n_4 solutions and thus there are n_4 different maps for any polynomial four-point correlator. Let us reproduce this result diagrammatically.

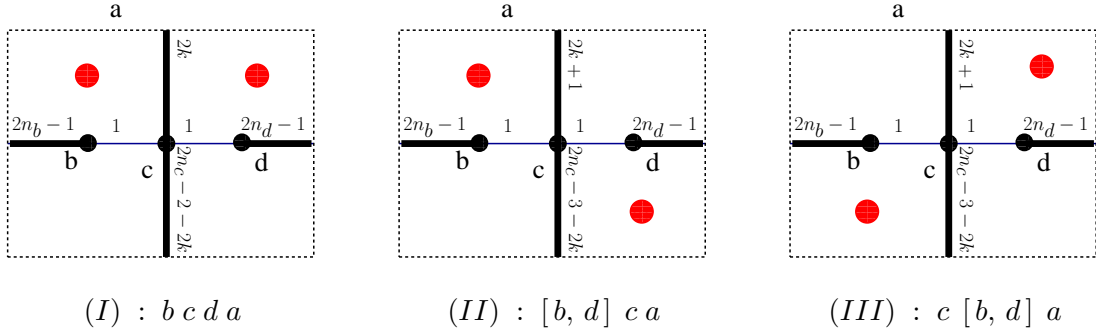


Figure 11: The three classes of different diagrams that contribute to a generic polynomial four-point correlator. The number over each line is the number of diagram propagators joined. The four vertices are a, b, c, d , and a is the vertex at infinity. Below each diagram we write the ordering of the vertices inferred from it. The commutator denotes that the two vertices commute.

Diagrams for a polynomial correlator have very simple structure. For definiteness we insert the cycles of lengths $n_1 \leq n_2 \leq n_3$ at finite points on the base sphere and the cycle $n_4 = n_1 + n_2 + n_3 - 2$ at infinity. All propagators except two connect the cycles at finite position to the cycle at infinity. One can convince oneself that the two extra propagators must connect two different pairs of the cycles at finite positions – otherwise the orderings inferred from the diagram will not be consistent. This observation leaves only the three classes of diagrams illustrated in Figure 11.

Let us count the different diagrams. From diagrams of class (I) with the n_1 cycle associated to position b , the n_2 cycle to c and the n_3 cycle to d , we get the right ordering and the number of different diagrams is equal to the number of possible choices of k , which

is n_2 . From diagrams of class (II) with $n_1 \rightarrow b, n_2 \rightarrow d, n_3 \rightarrow c$ we get the right ordering and the number of possibilities for k is $n_3 - 1$. By choosing another assignment of the insertions, $n_1 \rightarrow d, n_2 \rightarrow b, n_3 \rightarrow c$ we would get the same diagrams by graph symmetry and thus these should not be counted twice. Finally, from diagram of class (III) with $n_1 \rightarrow c, n_2 \rightarrow b, n_3 \rightarrow d$ we get the right ordering and the number of possibilities for k is $n_1 - 1$. Again, the second ordering in this case does not give rise to new diagrams. Finally, counting all the possibilities we find $n_2 + (n_3 - 1) + (n_1 - 1) = n_4$ diagrams. As expected the number of diagrams equals the number of covering maps.

As an additional example of application of the diagrammatic techniques consider the following question: how many diagrams contribute in the OPE limit of say the $\sigma_{[n_1]}$ colliding with $\sigma_{[n_2]}$ cycle in the bosonic orbifold (2.1)? The OPE of twist operators can be singular only when the colliding cycles do not commute. In the polynomial case, for the n_1 and n_2 to not commute there has to be a single edge extended between them. All the diagrams in classes (I) and (III) have this property but the diagrams of class (II) do not. Thus the number of diagrams contributing in this OPE limit is $n_1 + n_2 - 1$.

As a more concrete example consider the polynomial correlator

$$\langle \sigma_{(2)}(0) \sigma_{(3)}(u) \sigma_{(2)}(1) \sigma_{(5)}(\infty) \rangle. \quad (3.58)$$

The function $v(x)$ in this case is given by

$$v_{2235}(x) = -\frac{-5 + 2x}{3 - 10x + 10x^2} x^4. \quad (3.59)$$

Upon solving the $v_{2235}(x) = u$ equation we get five different solutions. There are eleven different “unlabeled” diagrams (diagrams where the vertices have not yet been assigned to a position on the base sphere) that could contribute to the 2235 case. They are shown in Figure 12. In general, as was discussed in Section 2, the number of diagrams is equal to number of maps only after we restrict to a given ordering of group elements. Indeed, as one can see from Figure 12, there are only five diagrams satisfying a given ordering. For the radial ordering of (3.58) (with say $|u| < 1$), these are diagrams $\alpha_{2,6,9,10,11}$.

3.4 Monodromies and channel-crossing

We have given in Section 2.2 an algorithm to associate diagrams to branched covering maps. We have repeatedly emphasized the 1-1 correspondence between the diagrams and the branched coverings contributing to a given correlator. To gain some more insight into this correspondence, we propose to look at the monodromies of the branched coverings as we make a full 2π rotation of a ramification point around another ramification point. To make the discussion concrete, let us focus on polynomial four-point correlators. As we have

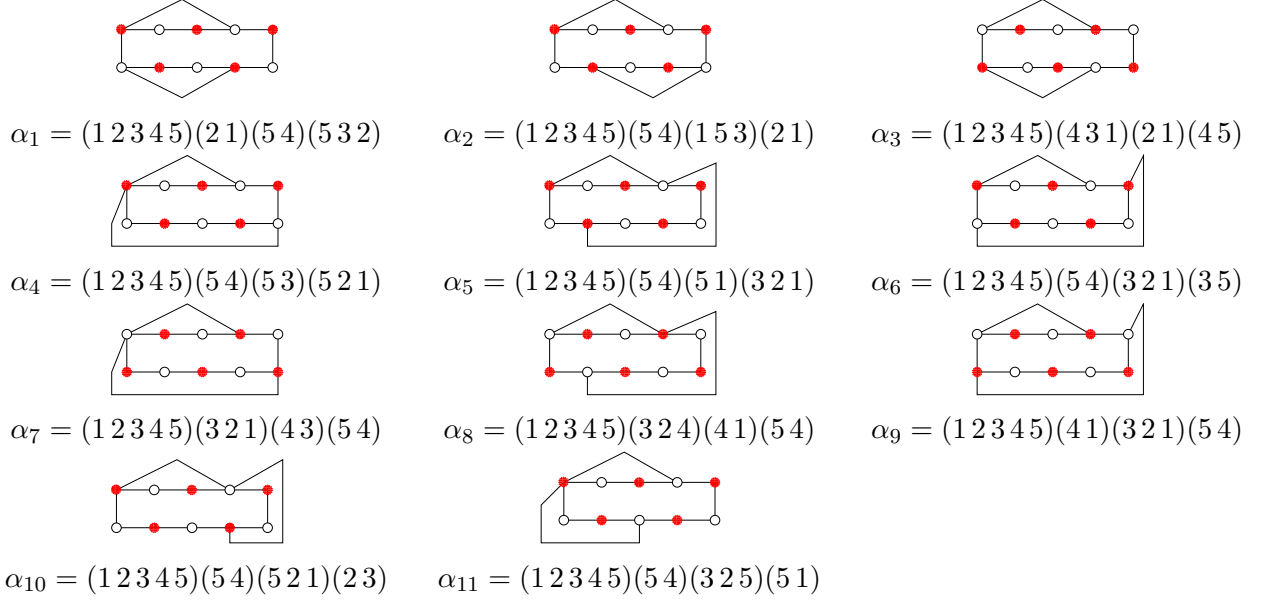


Figure 12: “Unlabeled” diagrams that could contribute to the polynomial correlator $\langle \sigma_{[2]}\sigma_{[2]}\sigma_{[3]}\sigma_{[5]} \rangle$. Placing $\sigma_{[3]}$ at $z = u$ and $\sigma_{[5]}$ at $z = \infty$ the restriction to radial ordering (with $|u| < 1$) selects diagrams $\alpha_{2,6,9,10,11}$. Placing one of the $\sigma_{[2]}$ s at $z = u$, $\sigma_{[3]}$ at $z = 1$, $\sigma_{[5]}$ at $z = \infty$ and restricting to radial ordering (again with $|u| < 1$) we get diagrams $\alpha_{4,5,9}$ and *two* contributions from α_1 (the two 2-cycles in this diagram commute and give two distinct “labeled” diagrams, which cannot be related by a global S_N transformation).

seen, in the polynomial case the different branched coverings with given ramification structure correspond to the different solutions of the equation

$$v(x) = u. \quad (3.60)$$

As the insertion point u encircles one of the other insertion points, the solutions of (3.60) are permuted into one another. On the diagrammatic side, the same operation corresponds to a certain channel-crossing procedure, which we illustrate in Figures 13 and 14. The group of monodromies acts on the branched covering maps in the same way as a certain group of channel-crossings acts on the diagrams. For simple correlators we can use this isomorphism to determine the dictionary between diagrams and branched coverings, confirming the rules of of Section 2.2.

Let us discuss in complete detail the simple polynomial correlator

$$\langle \sigma_{[2]}(0)\sigma_{[2]}(u)\sigma_{[2]}(1)\sigma_{[4]}(\infty) \rangle_{\mathbf{g}=0}, \quad |u| < 1. \quad (3.61)$$

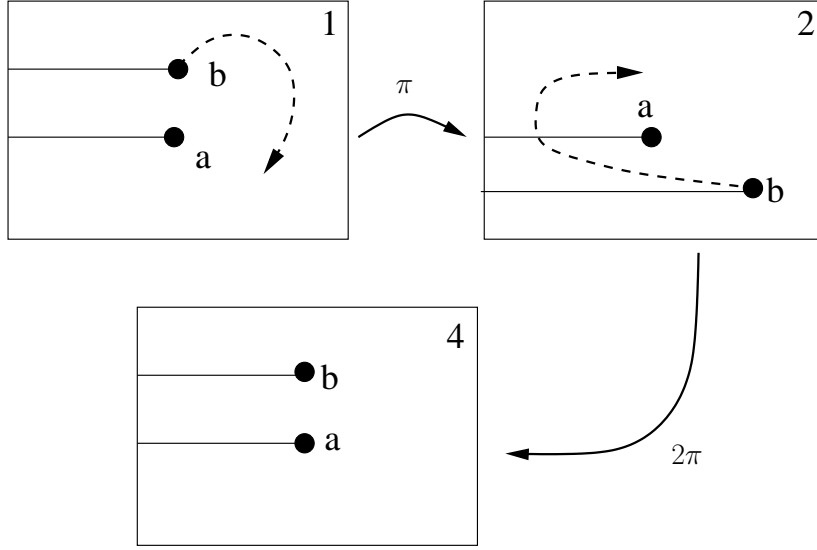


Figure 13: An illustration of a 2π rotation of one cycle around another. Here we rotate cycle $b = (1\ 2)$ around $a = (1\ 4\ 3)$. After a rotation by π the cycle a crosses the branch cut of b and becomes $a \rightarrow (2\ 4\ 3)$. After another π rotation the cycle b crosses a branch cut of a and becomes $b \rightarrow (1\ 4)$.

We can easily draw all the different (four) diagrams contributing to this correlator following the Feynman rules of Section 2, see Figure 15; the graph-theoretic dual diagrams are shown in Figure 16. On the other hand, we can work out explicitly the branched covering maps. We find

$$z(t; x) = t^2 \frac{3t^2 - 4t(1+x) + 6x}{2x-1}, \quad v_{2224}(x) = \frac{(x-2)x^3}{1-2x} = u. \quad (3.62)$$

For fixed u , there are four branched covering maps, corresponding to the four solutions to $u = v_{2224}(x)$,

$$x_{\alpha\beta} = \frac{1}{2} \left[1 + \alpha \sqrt{1 + 2^{2/3}(u^2 - u)^{1/3}} + \beta \sqrt{2 - 2^{2/3}(u^2 - u)^{1/3} + \alpha \frac{2 - 4u}{\sqrt{1 + 2^{2/3}(u^2 - u)^{1/3}}} \right], \quad (3.63)$$

where $\alpha, \beta = \pm$.

Changing perspective slightly, we can think of x as parametrizing the “moduli space” of the maps $\{z(t; x)\}$.¹¹ We write $x \in \mathcal{M}^{cover}$, where in this case \mathcal{M}^{cover} is the Riemann sphere. As we vary u over the base sphere, the four roots $x_{\alpha\beta}(u)$ span \mathcal{M}^{cover} . If we restrict to a given radial ordering of the insertions, say specifying to $|u| < 1$, the possible values of x are restricted to a subspace of the moduli space, $x \in v_{2224}^{-1}(|u| < 1) \equiv \mathcal{M}_{|u|<1}^{cover} \subset \mathcal{M}^{cover}$.

¹¹For a discussion of moduli space of maps in the context of matrix string theory see [47, 48].

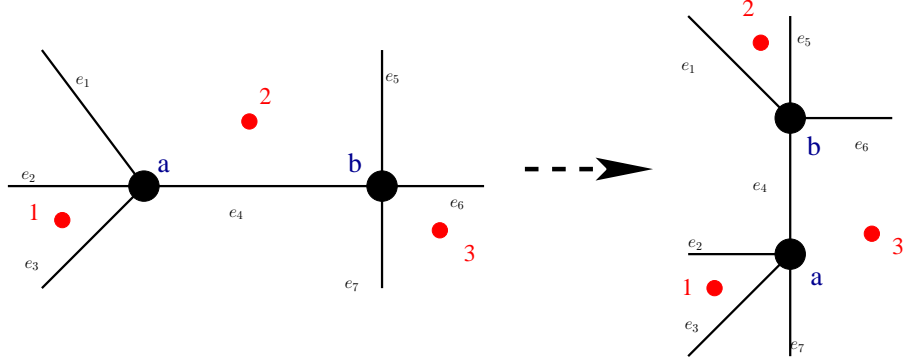


Figure 14: Channel-crossing exemplified. A propagator can be shrunk as two vertices are joined, and expanded again by splitting the vertices in a different direction. One obstruction to the splitting procedure is that all the “colors” at a given vertex should be different (as a vertex corresponds to a cycle); the other obstruction is that the cyclic orders of the vertices should be consistent after the channel-crossing. Thus not all splittings are allowed, unlike in a usual gauge theory. The joining and splitting procedure simply corresponds to taking one vertex around the other on the base sphere. In this figure the channel-crossing takes two 2-cycles $(12)_a$ and $(23)_b$ and transforms them into $(23)_b$ and $(13)_a$. This channel-crossing corresponds to a π rotation of b around a . Note that a rotation by π depends on the choice of cut picture and should be viewed as an intermediate step in a 2π rotation (see Figure 13), which is unambiguous.

We can now define a *cell decomposition* of $\mathcal{M}_{|u|<1}^{\text{cover}}$. In this example there are four cells, spanned by the four roots $x_{\alpha\beta}(u)$ as we vary u . For a general polynomial correlator, our construction associates to each point of the moduli space a unique diagram. For generic x , changing x does not change the associated diagram as the number of diagrams is finite: we can then define a top cell of $\mathcal{M}_{|u|<1}^{\text{cover}}$ as a region associated to a particular diagram.

The cell decomposition of $\mathcal{M}_{|v_{2224}|<1}^{\text{cover}}$ is drawn in Figure 17. Depicted in this Figure is the x sphere. The red region is given by $\mathcal{M}_{|v_{2224}|<1}^{\text{cover}}$. The point $u = 0$ has two pre-images, $x = 0^3$ and $x = 2$. A 2π rotation around $x = 2$ corresponds to 2π rotation around $z = 0$. On the other hand, a 2π rotation around $x = 0$ corresponds to 6π rotation around $z = 0$. The pre-images of $u = 1$ are $x = 1^3$ and $x = -1$, and the pre-images of $u = \infty$ are $x = \infty^3$ and $x = \frac{1}{2}$. The blue lines delimit the different cells.

The decomposition into cells can be understood by looking at the monodromies of the solutions (3.63) as u goes around the point $z = 0$, and at the corresponding channel-crossing operations on the diagrams. The goal is to associate the four diagrams of Figures 15 and 16, α_i , with the four cells of the moduli space (denoted by A_1, A_2, A_3, A_4 in Figure 17).

First, consider the monodromies of the solutions. As we encircle the point $z = 0$ with u in region A_4 , the solution goes back to itself; the other three cells are cyclically permuted. The “monodromy” structure of the regions of the moduli space is

$$A_1 \rightarrow A_3 \rightarrow A_2 \rightarrow A_1, \quad A_4 \rightarrow A_4. \quad (3.64)$$

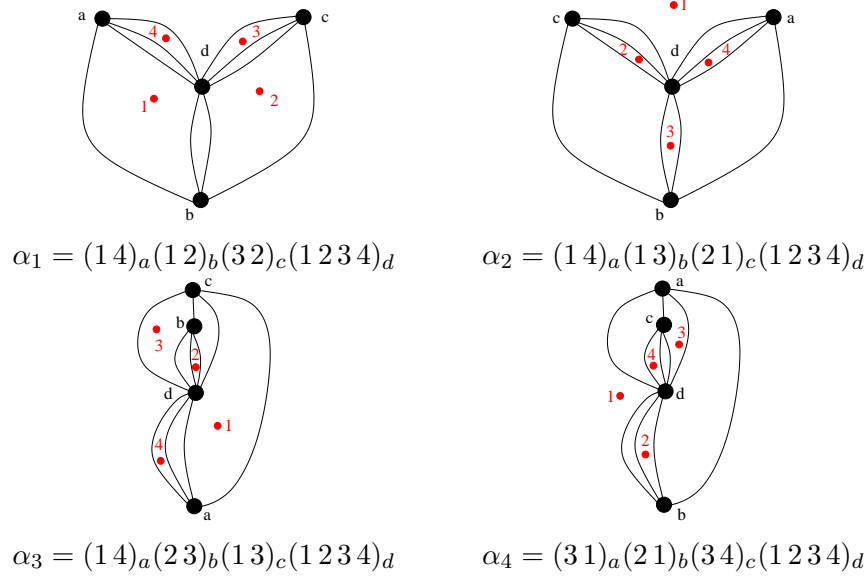


Figure 15: The figure shows the four contributing diagrams to (Note that in $\alpha_{3,4}$ two adjacent two-cycles commute, but the two orderings are related by a simple color relabeling, so only one ordering should be counted as inequivalent.) These diagrams can be obtained from each other by the channel-crossing procedure.

Next, we look at the channel-crossing operation on the diagrams. Rotating u around $z = 0$ we get

$$\alpha_1 \rightarrow \alpha_3 \rightarrow \alpha_2 \rightarrow \alpha_1, \quad \alpha_4 \rightarrow \alpha_4. \quad (3.65)$$

Explicitly starting with α_2 we have

$$\begin{aligned}
\alpha_2 &= (1234)_d(14)_a(13)_b(12)_c \rightarrow (1234)_d(14)_a(23)_c(13)_b \rightarrow (1234)_d(14)_a(12)_b(32)_c = \alpha_1, \\
\alpha_1 &= (1234)_d(14)_a(12)_b(32)_c \rightarrow (1234)_d(14)_a(13)_c(12)_b \rightarrow (1234)_d(14)_a(32)_b(31)_c = \alpha_3, \\
\alpha_3 &= (1234)_d(14)_a(23)_b(13)_c \rightarrow (1234)_d(14)_a(13)_c(12)_b \rightarrow (1234)_d(14)_a(13)_b(32)_c = \alpha_2.
\end{aligned} \quad (3.66)$$

Figures 19 and 18 illustrate the example of the channel-crossing between α_2 and α_1

We see that monodromy structure of the diagrams (3.65) is isomorphic to the monodromy structure of the maps (3.64). We must associate diagram α_4 to region A_4 , while diagrams $\alpha_1, \alpha_2, \alpha_3$ correspond to regions A_1, A_2, A_3 , up to an ambiguity which amounts to cyclic re-ordering of 1, 2 and 3 (the ambiguity could be resolved following the conventions spelled out in Section 2.2).

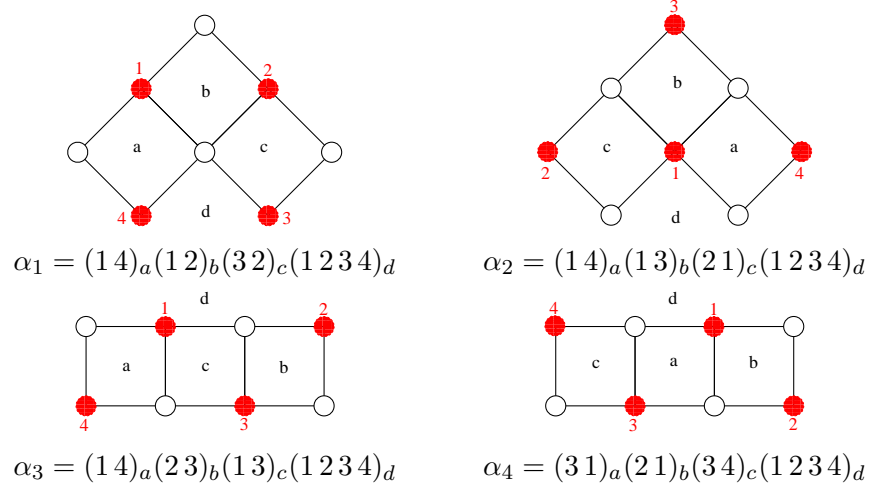


Figure 16: The graph-theoretic duals of the diagrams in Figure 15.

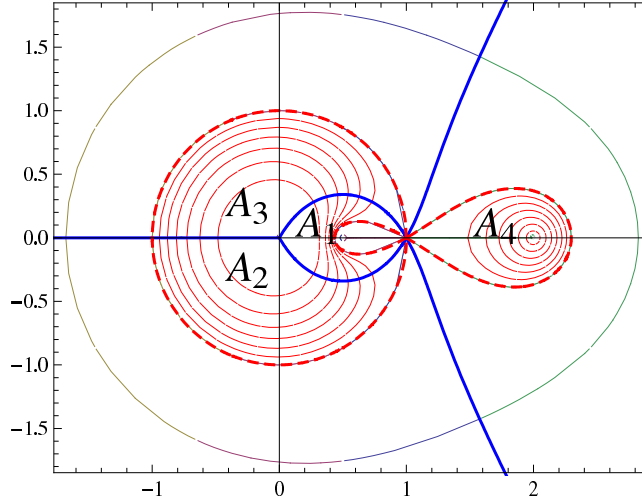


Figure 17: The structure of the moduli space $\mathcal{M}_{2224}^{covering}$ (the x sphere). The region in red is $v_{2224}^{-1}(|u| < 1)$. The blue lines delimit the different cells. The closed curves correspond to images of circles around $|u| = \text{const}$.

A similar discussion applies to any polynomial four-point correlator. In general the solutions of $v(x) = u$ cannot be found explicitly, but the qualitative picture of \mathcal{M}^{cover} can be understood by considering how the diagrams transform into one another through channel-crossings. In the non-polynomial cases we have the additional parameter q and to find the maps we have to fix both q and x by solving the two equations (3.36). We can solve first for q

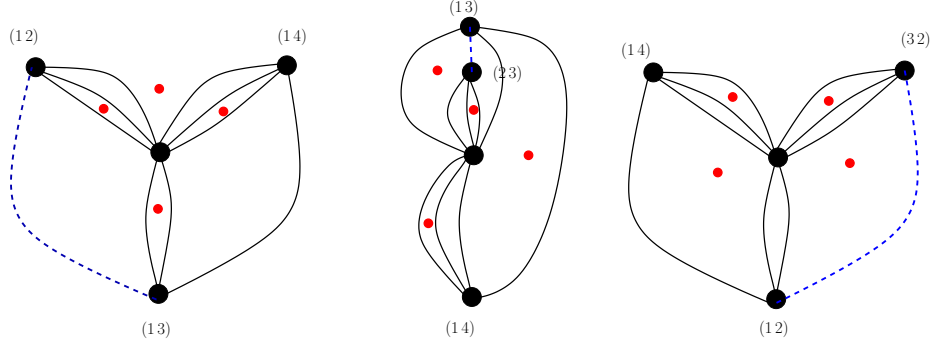


Figure 18: channel-crossing of α_2 to α_1 . The dashed blue line is the contracted propagator.

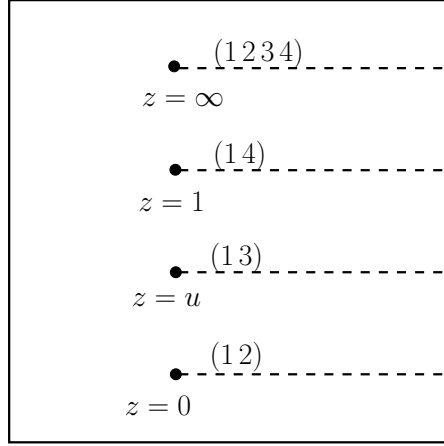


Figure 19: Convention for the cuts used in diagram α_2 .

as a function of x using (3.34), and denote the solutions (which are a finite number) as $q_i(x)$. Then, we insert $q_i(x)$ in (3.35) to obtain a finite number of equations of the form $v_k(x) = u$. We can think of \mathcal{M}^{cover} for a general four point correlator as consisting of several copies of the sphere, one for each equation $v_k(x) = u$, and we can repeat the discussion above for each of the copies.

3.5 Covering surfaces = dual worldsheets: a localization conjecture

The genus expansion of correlators in a symmetric product orbifold is reminiscent of the perturbative expansion of a closed string theory, much like the genus (large N) expansion of a $U(N)$ gauge theory in the classic analysis of 't Hooft [31]. While historically the genus expansion of gauge theories was a motivation to search for a dual string picture, for symmetric

orbifolds the duality with string theory came first [9]. Understanding systematically the genus expansion on the orbifold side of the duality was one of the motivations of this work.

An important difference between the cases of $U(N)$ gauge theory and of symmetric product orbifold is that in the latter the genus expansion does not quite correspond to the $1/N$ expansion. We have seen in Section 2.3 that while $1/N$ can be taken to leading order as the genus counting parameter, for given genus there is really an infinite sum over subleading powers of $1/N$. So it appears that the genus counting parameter on the dual string side (the string coupling constant g_s) should not be exactly identified with $1/\sqrt{N}$: the relation $g_s \sim 1/\sqrt{N}$ is only valid to leading order for large N . Instead the natural correspondence is between the genus expansion of the symmetric orbifold (as opposed to its large N expansion) and the genus expansion of the dual string theory.

Thus we are led to directly identify the covering surfaces contributing to an orbifold correlator with the *worldsheets* of the dual string theory. If this is the correct dictionary, there should be a relation between the “moduli space” $\mathcal{M}_{\mathbf{g},n}^{cover}$ of genus \mathbf{g} covering maps contributing to an n point-correlator and the familiar moduli space $\mathcal{M}_{\mathbf{g},n}$ of genus \mathbf{g} Riemann surfaces with n punctures, over which we are instructed to integrate to find the dual string amplitudes. This is particularly tempting for the genus zero contribution to polynomial correlators, where both moduli spaces are the Riemann sphere. We may formally write

$$G(u, \bar{u}) = \int_{\mathcal{M}_{0,4}^{cover}} d^2x \mathcal{F}(x; u, \bar{u}). \quad (3.67)$$

For this expression to reproduce our algorithm, the integration over x should *localize* to the solutions of $u = v(x)$. The conjecture is that if one were to evaluate the same amplitude on the dual string side, it would indeed localize to the solutions of $u = v(x)$. We may then literally identify the covering sphere t as the worldsheet of the dual string, and the different diagrams with top cells of $\mathcal{M}_{0,4}$.

Localization phenomena of this kind are common in topological string theory, see *e.g.* [34, 33]. Recently a form of localization has been used in [35] to compute four-point correlators in minimal string theories (minimal models coupled to Liouville), which have been argued to be closely related to the $AdS_3 \times S^3$ background with NSNS flux [49]. The symmetric orbifold $\text{Sym}^N \mathcal{M}_4$ lies at a very special point in the moduli space of string theory on $AdS_3 \times S^3 \times \mathcal{M}_4$, and it is indeed expected that this point would be “topological” in nature. In the related context of Gopakumar’s approach to string duals of free field theories [50], a mechanism for the localization of worldsheet correlators to points in moduli spaces was discussed in [51].

Acknowledgements

We thank R. Gopakumar for suggesting very useful references on ramified coverings. SSR would like to thank the organizers of the Monsoon Workshop on String Theory and the HET

group at the Weizmann Institute for hospitality during different stages of this project. LR would like to thank the KITP, Santa Barbara and the Galileo Galilei Institute, Florence, for hospitality during the completion of this work. The work of AP was supported in part by DOE grant DE-FG02-91ER40688 and NSF grant PHY-0643150. The work of LR and SSR is supported in part by DOE grant DEFG-0292-ER40697 and by NSF grant PHY-0653351-001. Any opinions, findings, and conclusions or recommendations expressed in this material are those of the authors and do not necessarily reflect the views of the National Science Foundation.

A. Deriving the polynomial map

In this Appendix we derive the map for the polynomial case discussed in Section 3.3.

From the local behavior of the map near ramification points (3.6–3.9) the derivative of the map is given by

$$\begin{aligned} z'(y) &= C (y+x)^{n_1-1} (y+x-1)^{n_2-1} y^{n_3-1} \\ &= C y^{n_3-1} \sum_{k=0}^{n_1-1} \sum_{l=0}^{n_2-1} \binom{n_1-1}{k} \binom{n_2-1}{l} x^{n_1-1-k} (x-1)^{n_2-1-l} y^{k+l}, \end{aligned} \quad (\text{A.1})$$

where $y = t - x$. Integrating we get

$$z(y) = C \sum_{k=0}^{n_1-1} \sum_{l=0}^{n_2-1} \frac{1}{k+l+n_3} \binom{n_1-1}{k} \binom{n_2-1}{l} x^{n_1-1-k} (x-1)^{n_2-1-l} y^{k+l+n_3} + v(x). \quad (\text{A.2})$$

We set C by demanding $z(y = 1 - x) = 1$,

$$C^{-1} = \frac{1}{1-u(x)} \sum_{k=0}^{n_1-1} \sum_{l=0}^{n_2-1} \frac{(-1)^{k+l+n_3}}{k+l+n_3} \binom{n_1-1}{k} \binom{n_2-1}{l} x^{n_1-1-k} (x-1)^{n_2+n_3+k-1}. \quad (\text{A.3})$$

Further, the relation between x and u is obtained by demanding that $z(y = -x) = 0$,

$$\begin{aligned} v(x) &= \\ &= \frac{\sum_{k=0}^{n_1-1} \sum_{l=0}^{n_2-1} \frac{(-1)^{k+l+n_3}}{k+l+n_3} \binom{n_1-1}{k} \binom{n_2-1}{l} x^{n_3+l} (x-1)^{-l}}{\sum_{k=0}^{n_1-1} \sum_{l=0}^{n_2-1} \frac{(-1)^{k+l+n_3}}{k+l+n_3} \binom{n_1-1}{k} \binom{n_2-1}{l} [x^{n_3+l} (x-1)^{-l} - x^{-k} (x-1)^{n_3+k}]} \end{aligned} \quad (\text{A.4})$$

Specializing to $n_3 = 2$ we get a very simple expression for the derivative of $v(x)$,

$$\partial_x v(x) = (-1)^{n_2+1} n_1 n_2 \binom{n_1+n_2}{n_1} \frac{(x-1)^{n_2} x^{n_1}}{((n_1+n_2)x - n_1)^2}. \quad (\text{A.5})$$

Note that $v(x)$ is by itself a map to a sphere from a sphere with three ramification points, at $x = 0, 1, \infty$, with ramifications $n_1 + 1, n_1 + n_2 - 1, n_2 + 1$ respectively. This map is called the *Belyi* map in the mathematical literature.

B. Four-point functions from Lunin-Mathur

A general algorithm to obtain correlators of twist fields in a bosonic symmetric orbifold was discussed in [29] by Lunin and Mathur. These authors computed the correlators directly in the path integral formulation of the theory by going to the covering surface and carefully taking into account the appropriate Liouville factor. In this Appendix we collect the results of [29] for planar contributions to the four-point functions in a bosonic symmetric orbifold (2.1) and discuss in detail a simple example.

Given a four-point function with ramifications n_1 at $z = 0$, n_2 at $z = 1$, n_3 at $z = u$, n_4 at $z = \infty$, we first compute the genus zero branched covering map, given as a ratio of two polynomials of order d_1 and d_2 : $z(t) = \frac{P_{d_1}(t)}{Q_{d_2}(t)}$ (see Section 3.1). We assume that $z = 0$ has pre-image $t = 0$, $z = 1$ pre-image $t = 1$, $z = \infty$ pre-image $t = \infty$, and $z = u$ pre-image $t = x$. Then we define

$$\begin{aligned} a_0 &= \lim_{t \rightarrow 0} \frac{z(t)}{t^{n_1}}, & a_1 &= \lim_{t \rightarrow 1} \frac{z(t) - 1}{(t - 1)^{n_2}}, & a_u &= \lim_{t \rightarrow x} \frac{z(t) - u}{(t - x)^{n_3}}, \\ a_\infty &= \lim_{t \rightarrow \infty} \frac{z(t)}{t^{n_4}}. \end{aligned} \quad (\text{B.1})$$

We denote by $t = q_i$, $i = 1 \dots d_2$ the zeros of the denominator, which map to $z = \infty$.¹² At these points the map behaves as

$$z \sim \frac{C_i}{t - q_i}. \quad (\text{B.2})$$

With these notations in place, the four-point function (on the covering sphere) is given by

$$\begin{aligned} \ln G(x, \bar{x}) &= -\frac{n_1 - 1}{12} \ln n_1 a_0^{1/n_1} - \frac{n_2 - 1}{12} \ln n_2 a_1^{1/n_2} + \frac{n_4 - 1}{12} \ln n_4 a_\infty^{1/n_4} \\ &\quad - \frac{n_3 - 1}{12} \ln n_3 a_u^{1/n_3} - \frac{1}{6} \ln \frac{n_1 n_2 n_3}{n_4} - \frac{1}{6} \sum_{i=1}^{d_2} \ln C_i. \end{aligned} \quad (\text{B.3})$$

To obtain the correlator we have to sum over all the solutions $x_\alpha(u)$ to the equation $v(x) = u$, *i.e.* over all the diagrams. We also have to appropriately normalize the operators as in Section 2.3. The final result is

$$G(u, \bar{u}) = \frac{\prod_{k=1}^4 \sqrt{n_k(N - n_k)!}}{N! (N - \frac{1}{2}(n_1 + n_2 + n_3 + n_4) + 1)!} \sum_{\alpha} G(x_\alpha(u), \bar{x}_\alpha(u)). \quad (\text{B.4})$$

¹²Of course for polynomial maps there are no additional images of $z = \infty$.

Let us discuss in detail the example $\langle \sigma_{[n]}(0) \sigma_{[2]}(u) \sigma_{[2]}(1) \sigma_{[n+2]}(\infty) \rangle$, which is a polynomial correlator. The map as obtained in Appendix A is given by

$$v(x) = x^{1+n} \frac{2+n-nx}{(n+2)x-n}, \quad z(t; x) = t^n \frac{n(n+1)t^2 - n(n+2)(1+x)t + (n+2)(n+1)x}{(n+2)x-n}. \quad (\text{B.5})$$

Computing the coefficients a_i and plugging them into the general formula (B.3) we get

$$\begin{aligned} \ln G(x, \bar{x}) = & -\frac{1}{12} \left[\ln |1-x| + \frac{-2+n+n^2}{2n} \ln |x| - \frac{-2+n(2+n)}{n(2+n)} \ln |n-(2+n)x| + \right. \\ & \left. -\frac{1+n+n^2}{n} \ln(n+2) + \frac{1+n^2}{n} \ln n + \frac{n^2+2n-2}{n(n+2)} \ln(n+1) + 5 \ln 2 \right]. \end{aligned} \quad (\text{B.6})$$

In the OPE limit $u \rightarrow 0$ we have the following $n+2$ solutions to the equation $v(x) = u$,

$$x \sim \left(-\frac{n}{n+2} u \right)^{\frac{1}{n+1}}, \quad x \sim \frac{2+n}{n} + O(u). \quad (\text{B.7})$$

Note that (B.6) is singular only for the first $n+1$ solutions and thus only these contribute to the singular terms in this OPE limit. The contribution of each of these $n+1$ solutions to the four-point function is

$$\begin{aligned} \ln G(x_\alpha(u), \bar{x}_\alpha(u)) \sim & -\frac{1}{24} \left[\frac{-2+n+n^2}{n(n+1)} \ln |u| + (1+2n + \frac{2}{1+n}) \ln n - \right. \\ & \left. -(3+2n + \frac{2}{1+n}) \ln(n+2) + (2 - \frac{2}{n} + \frac{2}{2+n}) \ln(1+n) \right] - \frac{5}{12} \ln 2. \end{aligned} \quad (\text{B.8})$$

The expression for the un-normalized three-point functions in the $(n+1)2(n+2)$ and $(n+1)2n$ cases as obtained in [29] are

$$\begin{aligned} \ln |C_{n+1,2,n+2}|^2 = & -\frac{8+7n+2n^2}{24(2+n)} \ln(n+1) + \frac{5+5n+2n^2}{24(n+1)} \ln(n+2) - \frac{5}{24} \ln 2. \\ \ln |C_{n,2,n+1}|^2 = & -\frac{3+n(3+2n)}{24(1+n)} \ln n + \frac{2+n+2n^2}{24n} \ln(n+1) - \frac{5}{24} \ln 2. \end{aligned} \quad (\text{B.9})$$

Combining the above results we see that

$$\ln G(x_\alpha(u), \bar{x}_\alpha(u)) \sim -2 \left[\Delta_n + \Delta_2 - \Delta_{n+1} \right] \ln |u| + \ln |C_{n+1,2,n+2}|^2 + \ln |C_{n,2,n+1}|^2, \quad (\text{B.10})$$

where

$$\Delta_n = \frac{1}{24} \left(n - \frac{1}{n} \right) \quad (\text{B.11})$$

is the conformal dimension of an n -cycle. To complete the calculation we have to take into account the normalization of the gauge invariant twist fields (see Section 2.3). For the four-point function the normalization is

$$\mathcal{N}_{n,2,2,n+2} = \sqrt{\frac{4n(n+2)(N-n)(N-n-1)}{N^2(N-1)^2}} \quad (\text{B.12})$$

For the three-point functions we get

$$\mathcal{N}_{n+1,2,n+2} = \sqrt{\frac{2(n+1)(n+2)(N-n-1)}{N(N-1)}}, \quad \mathcal{N}_{n,2,n+1} = \sqrt{\frac{2n(n+1)(N-n)}{N(N-1)}}. \quad (\text{B.13})$$

Thus we learn

$$\mathcal{N}_{n+1,2,n+2}\mathcal{N}_{n,2,n+1} = (n+1)\mathcal{N}_{n,2,2,n+2}. \quad (\text{B.14})$$

Combining the above results and summing over the roots (B.7) we conclude that in the $u \rightarrow 0$ OPE limit we get the expected answer

$$G(u, \bar{u}) = |u|^{-2[\Delta_n + \Delta_2 - \Delta_{n+1}]} |\hat{C}_{n+1,2,n+2}|^2 |\hat{C}_{n,2,n+1}|^2, \quad (\text{B.15})$$

where the hatted C s represent properly normalized three-point functions.

For the OPE limit to be consistent with the three-point functions it is important that we count every map (or equivalence class, or diagram) exactly once. In general we should expect agreement only at leading $1/N$ order but here we get an exact equality because the correlator is polynomial and there are only planar contributions.

Let us just briefly mention the other OPE limits of (B.6). The single image of $u \rightarrow 0$ with $x \sim \frac{2+n}{n}$ corresponds to the n -cycle and the 2-cycle joining into a double-cycle (two-particle state). In this case the OPE limit is not singular. There are three images of $u \rightarrow 1$ corresponding to $x \rightarrow 1$ and this corresponds to the two 2-cycles joining to a 3-cycle. The single image of $u \rightarrow \infty$ satisfying $x \rightarrow \frac{n}{n+2}$ corresponds to the $n+2$ -cycle and 2-cycle joining into a double-cycle consisting of a 2-cycle and an n -cycle. The $n+1$ images of the limit of $u \rightarrow \infty$ satisfying $x \rightarrow \infty$ correspond to the $n+2$ -cycle and the 2-cycle joining to form an $n+1$ cycle.

References

- [1] A. Klemm and M. G. Schmidt, *Orbifolds by cyclic permutations of tensor product conformal field theories*, *Phys. Lett.* **B245** (1990) 53–58.
- [2] C. Vafa and E. Witten, *A strong coupling test of s duality*, *Nucl. Phys.* **B431** (1994) 3–77, [[hep-th/9408074](#)].

- [3] A. Strominger and C. Vafa, *Microscopic origin of the bekenstein-hawking entropy*, *Phys. Lett.* **B379** (1996) 99–104, [[hep-th/9601029](#)].
- [4] R. Dijkgraaf, G. W. Moore, E. P. Verlinde, and H. L. Verlinde, *Elliptic genera of symmetric products and second quantized strings*, *Commun. Math. Phys.* **185** (1997) 197–209, [[hep-th/9608096](#)].
- [5] L. Motl, *Proposals on nonperturbative superstring interactions*, [hep-th/9701025](#).
- [6] R. Dijkgraaf, E. P. Verlinde, and H. L. Verlinde, *Matrix string theory*, *Nucl. Phys.* **B500** (1997) 43–61, [[hep-th/9703030](#)].
- [7] R. Dijkgraaf, *Fields, strings, matrices and symmetric products*, [hep-th/9912104](#).
- [8] H. C. D. Cove, Z. Kadar, and R. J. Szabo, *DLCQ Strings, Twist Fields and One-Loop Correlators on a Permutation Orbifold*, *Nucl. Phys.* **B793** (2008) 260–306, [[0706.3382](#)].
- [9] J. M. Maldacena, *The large n limit of superconformal field theories and supergravity*, *Adv. Theor. Math. Phys.* **2** (1998) 231–252, [[hep-th/9711200](#)].
- [10] J. de Boer, *Six-dimensional supergravity on $s^{*3} \times \text{ads}(3)$ and 2d conformal field theory*, *Nucl. Phys.* **B548** (1999) 139–166, [[hep-th/9806104](#)].
- [11] R. Dijkgraaf, *Instanton strings and hyperkaehler geometry*, *Nucl. Phys.* **B543** (1999) 545–571, [[hep-th/9810210](#)].
- [12] N. Seiberg and E. Witten, *The $d1/d5$ system and singular cft*, *JHEP* **04** (1999) 017, [[hep-th/9903224](#)].
- [13] F. Larsen and E. J. Martinec, *$U(1)$ charges and moduli in the $d1$ - $d5$ system*, *JHEP* **06** (1999) 019, [[hep-th/9905064](#)].
- [14] O. Lunin and S. D. Mathur, *Rotating deformations of $\text{AdS}(3) \times S(3)$, the orbifold CFT and strings in the pp -wave limit*, *Nucl. Phys.* **B642** (2002) 91–113, [[hep-th/0206107](#)].
- [15] J. Gomis, L. Motl, and A. Strominger, *pp -wave / $\text{CFT}(2)$ duality*, *JHEP* **11** (2002) 016, [[hep-th/0206166](#)].
- [16] E. Gava and K. S. Narain, *Proving the pp -wave / $\text{CFT}(2)$ duality*, *JHEP* **12** (2002) 023, [[hep-th/0208081](#)].
- [17] M. R. Gaberdiel and I. Kirsch, *Worldsheet correlators in $\text{ads}(3)/\text{cft}(2)$* , *JHEP* **04** (2007) 050, [[hep-th/0703001](#)].
- [18] A. Dabholkar and A. Pakman, *Exact chiral ring of $\text{ads}(3)/\text{cft}(2)$* , *Adv. Theor. Math. Phys.* **13** (2009) 409–462, [[hep-th/0703022](#)].
- [19] A. Pakman and A. Sever, *Exact $n=4$ correlators of $\text{ads}(3)/\text{cft}(2)$* , *Phys. Lett.* **B652** (2007) 60–62, [[arXiv:0704.3040](#) [[hep-th](#)]].
- [20] M. Taylor, *Matching of correlators in $\text{ads}_3/\text{cft}_2$* , [arXiv:0709.1838](#) [[hep-th](#)].

- [21] J. R. David and B. Sahoo, *Giant magnons in the D1-D5 system*, *JHEP* **07** (2008) 033, [0804.3267].
- [22] R. Dijkgraaf, *Discrete torsion and symmetric products*, *hep-th/9912101*.
- [23] P. Bantay, *Permutation orbifolds*, *Nucl. Phys.* **B633** (2002) 365–378, [hep-th/9910079].
- [24] M. B. Halpern, *The orbifolds of permutation-type as physical string systems at multiples of $c = 26$. I: Extended actions and new twisted world-sheet gravities*, *JHEP* **06** (2007) 068, [hep-th/0703044].
- [25] A. Recknagel, *Permutation branes*, *JHEP* **04** (2003) 041, [hep-th/0208119].
- [26] G. E. Arutyunov and S. A. Frolov, *Virasoro amplitude from the $s(n)$ r^{**24} orbifold sigma model*, *Theor. Math. Phys.* **114** (1998) 43–66, [hep-th/9708129].
- [27] G. E. Arutyunov and S. A. Frolov, *Four graviton scattering amplitude from $s(n)$ r^{**8} supersymmetric orbifold sigma model*, *Nucl. Phys.* **B524** (1998) 159–206, [hep-th/9712061].
- [28] A. Jevicki, M. Mihailescu, and S. Ramgoolam, *Gravity from cft on $s^{**n}(x)$: Symmetries and interactions*, *Nucl. Phys.* **B577** (2000) 47–72, [hep-th/9907144].
- [29] O. Lunin and S. D. Mathur, *Correlation functions for $m(n)/s(n)$ orbifolds*, *Commun. Math. Phys.* **219** (2001) 399–442, [hep-th/0006196].
- [30] O. Lunin and S. D. Mathur, *Three-point functions for $m(n)/s(n)$ orbifolds with $n = 4$ supersymmetry*, *Commun. Math. Phys.* **227** (2002) 385–419, [hep-th/0103169].
- [31] G. 't Hooft, *A planar diagram theory for strong interactions.*, *Nucl. Phys.* **B72** (1974) 461.
- [32] N. Berkovits, *Simplifying and Extending the $AdS_5 \times S^5$ Pure Spinor Formalism*, 0812.5074.
- [33] J. Distler, *2-D quantum gravity, topological field theory and multicritical matrix models*, *Nucl. Phys.* **B342** (1990) 523–538.
- [34] E. P. Verlinde and H. L. Verlinde, *A solution of two-dimensional topological quantum gravity*, *Nucl. Phys.* **B348** (1991) 457–489.
- [35] A. A. Belavin and A. B. Zamolodchikov, *Integrals over moduli spaces, ground ring, and four-point function in minimal Liouville gravity*, *Theor. Math. Phys.* **147** (2006) 729–754.
- [36] S. K. Lando and A. K. Zvonkin, *Graphs on surfaces and their applications*, . Springer (2004), 403 p.
- [37] S. K. Lando, *Ramified coverings of the two-dimensional sphere and the intersection theory in spaces of meromorphic functions on algebraic curves*, *Russ. Math. Surv.* **57** (2002) 463–533.
- [38] A. Okounkov and R. Pandharipande, *Gromov-Witten theory, Hurwitz numbers, and matrix models. I*, *math/0101147*.
- [39] A. Mironov, A. Morozov, and S. Natanzon, *Complete Set of Cut-and-Join Operators in Hurwitz-Kontsevich Theory*, 0904.4227.

- [40] D. J. Gross, *Two-dimensional QCD as a string theory*, *Nucl. Phys.* **B400** (1993) 161–180, [[hep-th/9212149](#)].
- [41] D. J. Gross and W. Taylor, *Two-dimensional QCD is a string theory*, *Nucl. Phys.* **B400** (1993) 181–210, [[hep-th/9301068](#)].
- [42] D. J. Gross and W. Taylor, *Twists and Wilson loops in the string theory of two-dimensional QCD*, *Nucl. Phys.* **B403** (1993) 395–452, [[hep-th/9303046](#)].
- [43] S. Cordes, G. W. Moore, and S. Ramgoolam, *Lectures on 2-d Yang-Mills theory, equivariant cohomology and topological field theories*, *Nucl. Phys. Proc. Suppl.* **41** (1995) 184–244, [[hep-th/9411210](#)].
- [44] A. Pakman, L. Rastelli, and S. S. Razamat, *Extremal correlators and Hurwitz numbers in symmetric product orbifolds*, [0905.3451](#).
- [45] L. J. Dixon, D. Friedan, E. J. Martinec, and S. H. Shenker, *The conformal field theory of orbifolds*, *Nucl. Phys.* **B282** (1987) 13–73.
- [46] A. Ronveaux, *Heun’s Differential Equations*, . Oxford Science Publications (1995) 354 p.
- [47] G. Bonelli, L. Bonora, and F. Nesti, *String interactions from matrix string theory*, *Nucl. Phys.* **B538** (1999) 100–116, [[hep-th/9807232](#)].
- [48] G. Bonelli, L. Bonora, F. Nesti, and A. Tomasiello, *Matrix string theory and its moduli space*, *Nucl. Phys.* **B554** (1999) 103–135, [[hep-th/9901093](#)].
- [49] L. Rastelli and M. Wijnholt, *Minimal $ads(3)$* , [hep-th/0507037](#).
- [50] R. Gopakumar, *From free fields to AdS. III*, *Phys. Rev.* **D72** (2005) 066008, [[hep-th/0504229](#)].
- [51] S. S. Razamat, *On a worldsheet dual of the Gaussian matrix model*, *JHEP* **07** (2008) 026, [[0803.2681](#)].