

# Nonextensive effects in the Nambu–Jona-Lasinio model of QCD

**Jacek Rożynek**

The Andrzej Sołtan Institute for Nuclear Studies, Hoża 69, 00681, Warsaw, Poland

E-mail: rozynek@fuw.edu.pl

**Grzegorz Wilk**

The Andrzej Sołtan Institute for Nuclear Studies, Hoża 69, 00681, Warsaw, Poland

E-mail: wilk@fuw.edu.pl

**Abstract.** We present a nonextensive version of the QCD-based Nambu - Jona-Lasinio (NJL) model of a many-body field theory describing the behavior of strongly interacting matter. It is based on the nonextensive generalization of Boltzmann-Gibbs (BG) statistical mechanics used in the NJL model, which was taken in the form proposed by Tsallis characterized by a dimensionless nonextensivity parameter  $q$  (for  $q \rightarrow 1$  one recovers the usual BG case). This new phenomenological parameter accounts summarily for all possible effects resulting in a departure from the conditions required by application of the BG approach, and allows for a simple phenomenological check of the sensitivity of the usual NJL model to such effects (in particular to fluctuations of temperature and correlations in a system of quarks). As an example, we discuss the sensitivity of such a  $q$ -NJL model to the departures from the NJL form, both for  $q > 1$  and  $q < 1$  cases, for such observables as the temperature dependencies of chiral symmetry restoration, masses of  $\pi$  and  $\sigma$  mesons and characteristic features of spinodal decomposition.

PACS numbers: 21.65.Qr; 25.75.Gz; 05.90.+m; 11.30.Rd

## 1. Introduction

In all standard studies of high energy collisions and properties of nuclear matter one often uses a statistical approach based on Boltzmann-Gibbs (BG) statistics. However, such an approach is, strictly speaking, only correct when the corresponding heat bath is homogeneous and infinite. These conditions are not met in realistic situations in which one encounters some inherent problems arising, for example, from the smallness of the collision system and from its rapid evolution. These, among other things, render the spatial configuration of the system being far from uniform and prevent global equilibrium from to be established (cf. [1] and references therein). As a result, some quantities become non extensive and develop power-law tailed rather than exponential distributions.

However, one can still use a reasonably simple statistical approach provided it will be based on a nonextensive extension of the usual BG statistics known as  $q$ -statistics (cf. [2, 3, 4, 5] and references therein). The new phenomenological nonextensivity parameter  $q$  occurring here accounts for all possible dynamical factors violating assumptions of the usual BG statistics which is recovered in the limit of  $q \rightarrow 1$ . Because it enters into the respective formulas of the particular dynamical model used for a given investigation, it allows for the phenomenological check of the stability of the model considered against possible deviations from the BG approach‡.

In what concerns possible physical interpretations of the parameter  $q$ , the most popular one is that for the  $q > 1$  case,  $q - 1$  is a measure of intrinsic fluctuations of the temperature in the system considered [14, 15, 4] whereas  $q < 1$  is usually attributed to some specific correlations limiting the available phase space [16] or to the possible fractality of the allowed phase space [17] (still other possible interpretations were considered in [13]). As a result of application of the  $q$ -statistics, one gets a characteristic power-law distribution in energy-momentum [4] and specific  $q$ -versions of the Fermi-Dirac (FD) distribution [18, 19] (see also [20, 9]).

Notice that in  $q$ -statistics we do not specify what is the dynamical origin of these intrinsic fluctuations or specific correlations. It is expected that every piece of a new dynamical knowledge accumulated during systematic studies of the respective processes substantially lowers the values of the parameter  $|q - 1|$  needed to fit experimental data. This was confirmed in [7] when investigating transverse momenta distributions in heavy ion collisions, namely the gradual accounting for the intrinsic dynamical fluctuations in the hadronizing system by switching from pure statistical approach to the modified Hagedorn formula including temperature fluctuations [7], resulted in sizeable decreasing

‡ Applications of the nonextensive approach are numerous and cover all branches of physics [3]. For those in high energy multiparticle production processes see [4, 6, 7] whereas [5, 8, 9] deal with different aspects of nuclear and quark matter. The nonextensive framework can also be derived from a special treatment of kinetic theory investigating complex systems in their nonequilibrium stationary states [8, 10, 11]. In [12] one can find updated discussion of power-law tailed distributions emerging from an maximum entropy principle. Some examples of more specialized topics can be found in [13] and references therein.

of  $q - 1$ . This means, therefore, that when one reaches in such a procedure the value  $q = 1$ , it should signal that all dynamical effects spoiling the initially assumed BG approach have already been successfully accounted for.

Recently,  $q$ -statistics has been applied to the Walecka many-body field theory [21] (known as quantum hadrodynamics or QHD-I) [22]. It resulted, among other things, in the enhancement of the scalar and vector meson fields in nuclear matter, in diminishing of the nucleon effective mass and in hardening of the nuclear equation of state (only the  $q > 1$  case was considered there).

In this paper we shall present a nonextensive version of the QCD-based Nambu - Jona-Lasinio (NJL) model of a many-body field theory describing the behavior of strongly interacting matter by accordingly modifying the NJL model recently presented in [23]. This means that, unlike in [22], we shall work on the quark rather than the hadronic level. Also, unlike in [22], we shall consider both the  $q > 1$  and  $q < 1$  cases. This will allow us to discuss the  $q$ -dependence of the chiral phase transition in dense quark matter, in particular the quark condensates and the effective quark masses. Their influence on the masses of  $\pi$  and  $\sigma$  mesons and on the spinodal decomposition will be also presented. In the present work we shall limit ourselves to investigation of the response of these two elements to the departure from the usual BG approach and confront the obtained results with a possible dynamical explanations §.

Our paper is organized as follows: In Section 2 we provide a short reminder of the basic features of the NJL model used in [23]. Section 3 contains a formulation of the nonextensive version of the NJL model (the  $q$ -NJL) whereas our results are presented in Section 4 where we discuss the influence of nonextensive statistics on chiral symmetry restoration in  $q$ -NJL (Section 4.1) and the  $q$  version of the spinodal decomposition (Section 4.2). We close with a summary and conclusions in Section 5.

## 2. Basic elements of the NJL model

The SU(3) NJL model with U(1)<sub>A</sub> symmetry breaking was first formulated and discussed in [24] and the first bosonized version of the NJL that obeys all strictures of chiral symmetry was discussed in [25]. We start with recollecting some basic formulas concerning the NJL model used in [23] (see also [26, 27, 28, 29]). They used the usual lagrangian of the NJL model, invariant (except of the current quarks mass term) under the chiral SU<sub>L</sub>(3)⊗SU<sub>R</sub>(3) transformations (described by coupling constant  $g_S$ ) and containing a term breaking the U<sub>A</sub>(1) symmetry, which reflects the axial anomaly in QCD (described by coupling constant  $g_D$ ). When put in a form suitable for the bosonization procedure (with four quark interaction only) it results in the following

§ Actually, in [23] the systematic investigation of the phase diagram of strongly interacting matter as a function of temperature and chemical potential was undertaken, which we shall not repeat here in the nonextensive version as this would take us outside the limited scope of the present paper. We plan to consider it elsewhere.

effective lagrangian:

$$\mathcal{L}_{eff} = \bar{q} (i\gamma^\mu \partial_\mu - \hat{m}) q + S_{ab} [(\bar{q}\lambda^a q) (\bar{q}\lambda^b q)] + P_{ab} [(\bar{q}i\gamma_5\lambda^a q) (\bar{q}i\gamma_5\lambda^b q)] \quad (1)$$

where  $\hat{m} = \text{diag}(m_u, m_d, m_s)$  and  $S_{ab}$  and  $P_{ab}$  are projectors,

$$S_{ab} = g_S \delta_{ab} + g_D D_{abc} \langle \bar{q}\lambda^c q \rangle, \quad (2)$$

$$P_{ab} = g_S \delta_{ab} - g_D D_{abc} \langle \bar{q}\lambda^c q \rangle \quad (3)$$

with  $D_{abc}$  being the SU(3) structure constants  $d_{abc}$  for  $a, b, c = (1, 2, \dots, 8)$  whereas  $D_{0ab} = -\delta_{ab}/\sqrt{6}$  and  $D_{000} = \sqrt{2/3}$ . We work with  $q = (u, d, s)$  quark fields with three flavors,  $N_f = 3$ , and three colors,  $N_c = 3$ ,  $\lambda^a$  are the Gell-Mann matrices,  $a = 0, 1, \dots, 8$  and  $\lambda^0 = \sqrt{\frac{2}{3}} \mathbf{I}$ . Integrating over the quark fields in the functional integral with  $\mathcal{L}_{eff}$  one gets an effective action expressed by the natural degrees of freedom of low energy QCD in the mesonic sector, namely  $\sigma$  and  $\varphi$  (the notation Tr stands for taking trace over indices  $N_f$  and  $N_c$  and integrating over momentum) :

$$W_{eff}[\varphi, \sigma] = -\frac{1}{2} (\sigma^a S_{ab}^{-1} \sigma^b) - \frac{1}{2} (\varphi^a P_{ab}^{-1} \varphi^b) - i \text{Tr} \ln \left[ i\gamma^\mu \partial_\mu - \hat{m} + \sigma_a \lambda^a + (i\gamma_5)(\varphi_a \lambda^a) \right]. \quad (4)$$

The first variation of  $W_{eff}$  leads to the gap equations for the constituent quark masses  $M_i$ :

$$M_i = m_i - 2g_S \langle \bar{q}_i q_i \rangle - 2g_D \langle \bar{q}_j q_j \rangle \langle \bar{q}_k q_k \rangle, \quad (5)$$

with cyclic permutation of  $i, j, k = u, d, s$  and with the quark condensates given by  $\langle \bar{q}_i q_i \rangle = -i \text{Tr}[S_i(p)]$  ( $S_i(p)$  is the quark Green function);  $m_i$  denotes the current mass of quark of flavor  $i$  (notice that nonzero  $g_D$  introduces mixing between different flavors).

Let us consider a system of volume  $V$ , temperature  $T$  and the  $i^{\text{th}}$  quark chemical potential  $\mu_i$  characterized by the baryonic thermodynamic potential of the grand canonical ensemble (with quark density equal to  $\rho_i = N_i/V$ , the baryonic chemical potential  $\mu_B = \frac{1}{3}(\mu_u + \mu_d + \mu_s)$  and the baryonic matter density as  $\rho_B = \frac{1}{3}(\rho_u + \rho_d + \rho_s)$ ),

$$\Omega(T, V, \mu_i) = E - TS - \sum_{i=u,d,s} \mu_i N_i. \quad (6)$$

The internal energy,  $E$ , the entropy,  $S$ , and the particle number,  $N_i$ , are given by [23, 30] (here  $E_i = \sqrt{M_i^2 + p^2}$ ):

$$E = -\frac{N_c}{\pi^2} V \sum_{i=u,d,s} \left[ \int p^2 dp \frac{p^2 + m_i M_i}{E_i} (1 - n_i - \bar{n}_i) \right] - g_S V \sum_{i=u,d,s} (\langle \bar{q}_i q_i \rangle)^2 - 2g_D V \langle \bar{u}u \rangle \langle \bar{d}d \rangle \langle \bar{s}s \rangle, \quad (7)$$

$$S = -\frac{N_c}{\pi^2} V \sum_{i=u,d,s} \int p^2 dp \cdot \tilde{S}, \quad (8)$$

$$\text{where } \tilde{S} = [n_i \ln n_i + (1 - n_i) \ln(1 - n_i)] + [n_i \rightarrow 1 - \bar{n}_i],$$

$$N_i = \frac{N_c}{\pi^2} V \int p^2 dp (n_i - \bar{n}_i). \quad (9)$$

The quark and antiquark occupation numbers,  $n_i$  and  $\bar{n}_i$ , are

$$n_i = \frac{1}{\exp[\beta(E_i - \mu_i)] + 1}, \quad \bar{n}_i = \frac{1}{\exp[(\beta(E_i + \mu_i))] + 1}. \quad (10)$$

With these occupation numbers one can now calculate values of the quark condensates present in Eq. (5),

$$\langle \bar{q}_i q_i \rangle = -\frac{N_c}{\pi^2} \sum_{i=u,d,s} \left[ \int \frac{p^2 M_i}{E_i} (1 - n_i - \bar{n}_i) dp \right] \quad (11)$$

Eqs. (5) and (11) form a self consistent set of equations from which one gets the effective quark masses  $M_i$  and values of the corresponding quark condensates (once a temperature and chemical potential are given).

The values of the pressure,  $P$ , and the energy density,  $\epsilon$ ,

$$P(\mu_i, T) = -\frac{\Omega(\mu_i, T)}{V}, \quad \epsilon(\mu_i, T) = \frac{E(\mu_i, T)}{V} \quad (12)$$

are defined such that  $P(0, 0) = \epsilon(0, 0) = 0$ .

In order to illustrate the  $q$ -dependence of the chiral phase transition for zero chemical potential, in the present work we are only concerned with  $\pi^0$  and  $\sigma$  mesons. Their effective masses can be obtained from the effective action (4) by expanding it over meson fields and calculating the respective propagators. In the case of a  $\sigma$  meson one must also account for its matrix structure in isospin space cf., [23]. And thus the mass of the  $\pi^0$  meson is determined by the condition:

$$D_{\pi^0}^{-1}(M_{\pi^0}, \mathbf{0}) = 0. \quad (13)$$

where  $D_{\pi^0}^{-1}$  is the inverse of the meson  $\pi^0$  propagator,

$$D_{\pi^0}^{-1}(P) = 1 - P_{\pi^0} J_{uu}^P(P), \quad (14)$$

$$P_{\pi^0} = g_S + g_D \langle \bar{q}_s q_s \rangle \quad (15)$$

and operator  $J_{uu}$  is given by well defined integrals [27] (cf., also appendix of ref.([23])). The procedure for obtaining the effective mass of the  $\sigma$  meson is analogous with the only difference that solving the condition  $D_{\sigma}^{-1}(M_{\sigma}, \mathbf{0}) = 0$  we use approximate form of  $\sigma$  propagator (see [27] for details). Finally, the model is fixed by the coupling constants,  $g_S$  and  $g_D$ , the current quark masses,  $m_i$ , and the cutoff  $\Lambda$ , which is used to regularize the momentum space integrals ||.

### 3. Nonextensive NJL model - $q$ -NJL

#### 3.1. Motivation

As a motivation for study of nonextensive version of the NJL model, the  $q$ -NJL model, let us notice the following. The NJL model [23] is formulated in the grand

|| For numerical calculations we use the same parameter set as that in [23]:  $m_u = m_d = 5.5$  MeV,  $m_s = 140.7$  MeV,  $g_S \Lambda^2 = 3.67$ ,  $g_D \Lambda^5 = -12.36$  and  $\Lambda = 602.3$  MeV. It has been determined by fixing the values  $M_{\pi} = 135.0$  MeV,  $M_K = 497.7$  MeV,  $f_{\pi} = 92.4$  MeV, and  $M_{\eta'} = 960.8$  MeV. For the quark condensates at  $T = 0$  we obtain:  $\langle \bar{q}_u q_u \rangle = \langle \bar{q}_d q_d \rangle = -(241.9 \text{ MeV})^3$  and  $\langle \bar{q}_s q_s \rangle = -(257.7 \text{ MeV})^3$ , and for the constituent quark masses  $M_u = M_d = 367.7$  MeV and  $M_s = 549.5$  MeV.

canonical ensemble and assumes the additivity of some thermodynamical properties, especially entropy. This is a very strong approximation for the system under the phase transition where long range correlations or fluctuations are very important. One could, alternatively, consider equilibrium statistics using microcanonical ensembles of Hamiltonian systems, whereas canonical ensembles fail in the most interesting, mostly inhomogeneous, situations like phase separations or away from the thermodynamic limit [31]. The alternative way to describe the non additivity of interacting systems which have long range correlations (including long range microscopic memory) or long range microscopic interactions is to use  $q$ -statistics [32].

Let us illustrate this with two examples. At first notice that in the NJL model (which in the mean field approximation is given by the effective lagrangian (1)) one introduces a strong attractive interaction between a quark and antiquark represented by couplings  $g_S$  and  $g_D$ ; usually assumed to be independent of the temperature  $T$ . However, this interaction induces the instability of the Fock vacuum of the massless quarks which, in turn, results in the non-perturbative ground state with nonzero ( $q\bar{q}$ ) condensates and in the breaking of chiral symmetry endowing constituent quarks with finite masses. This effect takes place in some range of temperatures so as to control it one allows in some cases for a temperature dependent coupling constant  $g_D$  as, for example, [27]. It was assumed there that  $g_D$ , corresponding to breaking of axial symmetry  $U_A(1)$ , is given by

$$g_D(T) = g_D(T = 0) \exp \left[ - \left( \frac{T}{T_0} \right)^2 \right], \quad (16)$$

where  $T_0$  is a parameter ( $T_0 = 100$  MeV in [27]). As shown in [27], depending on the assumed value of  $T_0$ , chiral symmetry starts earlier. The retardation effect introduced by Eq. (16) violates the simple extensivity of the system, therefore it calls for an effective nonextensive description provided by  $q$ -statistics [2].

The second example concerns the description of the spinodal region in the NJL models in which one observes a coexistence of two phases: (a) - the phase with broken chiral symmetry and with massive quarks ( $m \sim 300$  MeV) and large negative  $q\bar{q}$  condensates which constitute the physical vacuum, it develops for small density; (b) - for high density the  $q\bar{q}$  condensates disappear and quarks are almost massless ( $m \sim 5$  MeV). The highest point on the temperature scale of the coexistence curve,  $T_{crit}$ , is the critical point. Of special importance is the fact that, within  $q$ -statistic, one can discuss the occurrence of negative specific heat in a nonextensive system which has an equilibrium second order phase transition [33]. According to this analysis, the specific heat is negative in a transient regime and corresponds to meta-stable states. Exactly such metastable states are observed in the NJL model during the spinodal phase transition below the critical temperature [23].

Finally, let us notice that the NJL model does not contain color and therefore does not produce confinement. Therefore, resigning from the assumption of additivity in this case and introducing a description based on the nonextensive approach, which,

according to [8], can be understood as containing some residual interactions between considered objects (here quarks) seems to be an interesting and promising possibility.

### 3.2. Formulation of the $q$ -NJL

The nonextensive statistical mechanics proposed by Tsallis [2] generalizes the usual BG statistical mechanics in that entropy function (we use convention that Boltzmann constant is set equal to unity),

$$S_{BG} = - \sum_{i=1}^W p_i \ln p_i \implies S_q = - \sum_{i=1}^W p_i^q \ln_q p_i, \quad (17)$$

$S_q \rightarrow S_{q=1} = S_{BG}$  for  $q \rightarrow 1$ . Here,  $q$  is the nonextensive parameter and  $\ln_q p = [p^{1-q} - 1]/(1 - q)$ . The additivity for two independent subsystems A and B (i.e., such that  $p^{A \oplus B} = p^A \cdot p^B$ ) is now lost and takes the form:

$$S_q^{A \oplus B} = S_q^A + S_q^B + (1 - q)S_q^A S_q^B, \quad (18)$$

they are called nonextensive ¶.

The relevant point for further consideration is the  $q$ -form of quantum distributions for fermions (+1) and bosons (−1), which, following [18] (and [22]) we shall take as:

$$n_{qi} = \frac{1}{\tilde{e}_q(\beta(E_i - \mu_i)) \pm 1}, \quad (19)$$

where, for  $q > 1$  considered there,

$$\tilde{e}_q(x) = \begin{cases} [1 + (q - 1)x]^{\frac{1}{q-1}} & \text{if } x > 0 \\ [1 + (1 - q)x]^{\frac{1}{1-q}} & \text{if } x \leq 0 \end{cases} \quad (20)$$

and  $x = \beta(E - \mu)$ . The  $q < 1$  case was not considered in [22] whereas [18] advocated use of the usual Tsallis cut prescription in this case, i.e., to allow for a given  $q < 1$  only for such values of  $(E, \mu, \beta)$  for which  $[1 + (1 - q)x] \geq 0$ . However, in this case we found it more suitable to adopt in this case mirror reflection of Eq. (20), i.e., that for  $q < 1$  one has:

$$\tilde{e}_q(x) = \begin{cases} [1 + (q - 1)x]^{\frac{1}{q-1}} & \text{if } x \leq 0 \\ [1 + (1 - q)x]^{\frac{1}{1-q}} & \text{if } x > 0 \end{cases}. \quad (21)$$

This is because only then can one treat consistently on the same footing (and for all values of  $x$ ) quarks and antiquarks, which should show the particle-hole symmetry observed in the  $q$ -Fermi distribution in plasma containing both particles and antiparticles, namely that

$$n_q(E, \beta, \mu, q) = 1 - n_{2-q}(-E, \beta, -\mu). \quad (22)$$

¶ It is worth knowing that for subsystems with some special probability correlations, it is the BG entropy for which extensivity is not valid and is restored only for  $q \neq 1$  (one refers to such systems as nonextensive [34]).

This means, therefore, that in a system containing both particles and antiparticles (as in our case) both  $q$  and  $2 - q$  occur (or, when expressed by a single  $q$  only, that one can encounter both  $q > 1$  and  $q < 1$  at the same time). These dual possibilities warn us that not only the  $q > 1$  but also  $q < 1$  (or  $(2 - q) > 1$  have physical meaning in the systems we are considering. This differs our  $q$ -NJL model from the  $q$ -version of the QHD-I model of [22].

Notice that for  $q \rightarrow 1$  one recovers the standard FD distribution,  $n(\mu, T)$ . Actually, it is important to realize that for  $T \rightarrow 0$  one always gets  $n_q(\mu, T) \rightarrow n(\mu, T)$ , irrespectively of the value of  $q$  [22]. This means that we can expect any nonextensive signature only for high enough temperatures.

In formulating the  $q$ -NJL, in what concerns calculations of the modified FD distributions of quarks and antiquarks, we follow essentially the steps undertaken in [22] where the  $q$ -version of the Walecka model of nuclear matter has been formulated and investigated using the cutoff prescription proposed in [18]. This allows a comparison of the  $q$ -version of both approaches. Our  $q$ -NJL model is then obtained by replacing the formulas of Section 2 with their  $q$ -counterparts in what concerns the form of the FD distributions. Additionally, when calculating energies and condensates we follow [9, 5] and use the  $q$ -versions of energies and quark condensates replacing Eqs. (7) and (11) by:

$$E_q = -\frac{N_c}{\pi^2} V \sum_{i=u,d,s} \left[ \int p^2 dp \frac{p^2 + m_i M_i}{E_i} (1 - n_{qi}^q - \bar{n}_{qi}^q) \right] - g_S V \sum_{i=u,d,s} \left( \langle \bar{q}_i q_i \rangle_q \right)^2 - 2g_D V \langle \bar{u}u \rangle_q \langle \bar{d}d \rangle_q \langle \bar{s}s \rangle_q, \quad (23)$$

and

$$\langle \bar{q}_i q_i \rangle_q = -\frac{N_c}{\pi^2} \sum_{i=u,d,s} \left[ \int \frac{p^2 M_i}{E_i} (1 - n_{qi}^q - \bar{n}_{qi}^q) \right] dp. \quad (24)$$

On the other hand, again following [9, 5], densities which are given by the the  $q$ -version of Eq. (9) are calculated with  $n_q$ 's (not with  $n_q^q$ , as in (23) and in (24)). The pressure for given  $q$  is calculated using the above  $E_q$  and the  $q$ -entropy version of Eq. (8) with (cf. [18])

$$\tilde{S}_q = [n_{qi}^q \ln_q n_{qi} + (1 - n_{qi}^q)^q \ln_q (1 - n_{qi}^q)] + \{n_{qi} \rightarrow 1 - \bar{n}_{qi}\}. \quad (25)$$

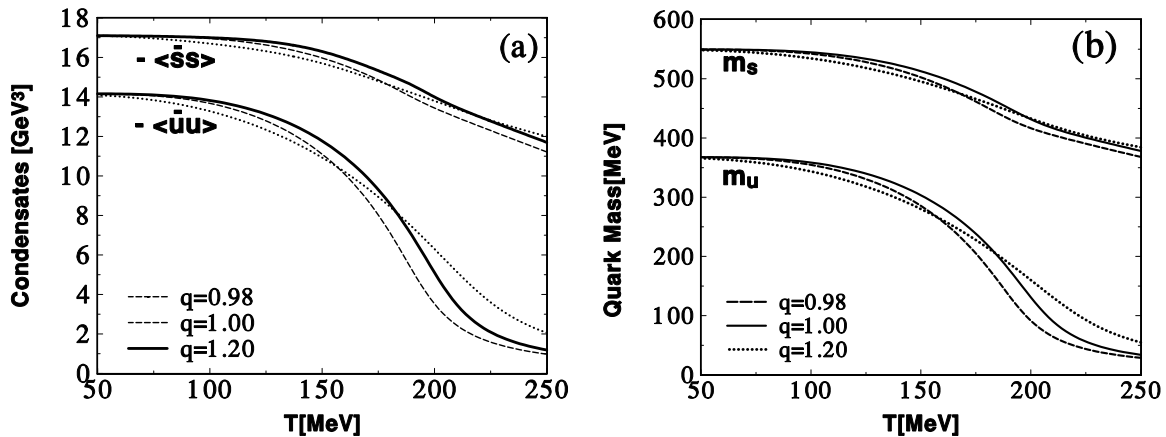
## 4. Results

In our study we concentrate on two features of the  $q$ -NJL model, namely chiral symmetry restoration and spinodal decomposition, the results for which we discuss in what follows. Because our goal was to demonstrate the sensitivity to the nonextensive effects represented by the  $|q - 1| \neq 0$ , we do not reproduce here the whole wealth of results provided in [23], but concentrate on the most representative.



#### 4.1. Chiral symmetry restoration in the $q$ -NJL

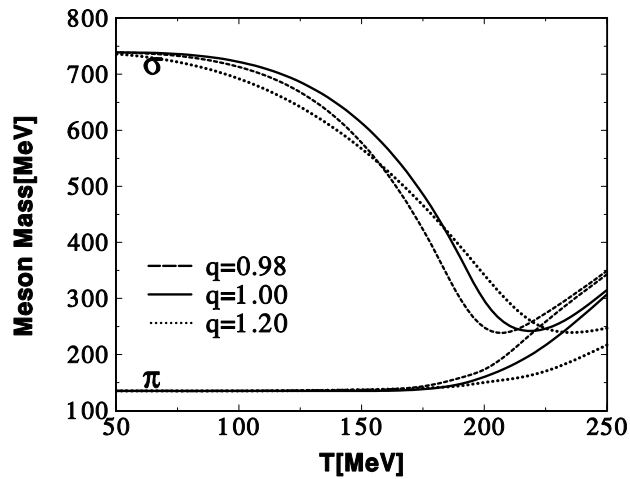
Chiral symmetry restoration is best illustrated by the temperature dependence of the quark condensates and effective masses of quarks presented in Fig. 1 for different values of parameter  $q$ . In addition, in Fig. 2 the masses of  $\pi$  and  $\sigma$  mesons for different  $q$  are



**Figure 1.** (a) - quark condensates and (b) - effective quark masses as functions of the temperature for different values of the nonextensive parameter  $q$  ( $q=1$  correspond to Boltzmann Gibbs statistics).

presented as function of temperature  $T^+$ . They were calculated assuming zero chemical potentials and solving numerically the  $q$ -version of gap equations (5) and (11). There is a noticeable difference for  $q < 1$  and  $q > 1$  cases: whereas  $q < 1$  leads to chiral symmetry restoration starting earlier but in general following the usual shape, for  $q > 1$  it is smeared, starting earlier and ending later. The effects caused by nonextensivity are practically invisible for heavier quarks. Also, as seen in Fig. 2, the degeneracies of  $\pi$  and  $\sigma$  mesons starts earlier for  $q < 1$  and much later for  $q > 1$ . Here we derive the mass spectra with the help of the  $q$ -version of Eq. (13) solved numerically. The temperature for which the  $\sigma$  mass reaches a minimum is shifted to smaller values for  $q < 1$  and to larger ones for  $q > 1$  by amount depending on the value of  $q - 1$ . Also the final value of the masses is larger for  $q < 1$  and smaller for  $q > 1$ , the actual amount depends on the value of  $|q - 1|$ . When interpreting  $q > 1$  as a measure of temperature fluctuations [4, 14, 15], this would mean that fluctuations dilute the region where the chiral phase transition takes place; it is especially visible for the  $\sigma$  meson which is still not saturated at the temperature  $T = 50$  MeV, see Fig. 2. On the other hand, correlations, which according to [16, 17] result in  $q < 1$ , only shift the condensates, quark masses and meson masses towards smaller temperatures. In our case the supposed fluctuations and correlations refer to quarks, not hadrons. It is interesting therefore to note that in [22],

<sup>+</sup> There is still an ongoing discussion on the meaning of the temperature in nonextensive systems. However, in our case the small values of the parameter  $q$  deduced from data allow us to argue that, to first approximation,  $T_q = T$  used here and in [22]. In high energy physics it is just the hadronizing temperature (and instead of the state of equilibrium one deals there with some kind of stationary state). For a thorough discussion of the temperature of nonextensive systems, see [35].



**Figure 2.** Masses of  $\pi$  and  $\sigma$  mesons as functions of the temperature for different values of the nonextensive parameter  $q$  ( $q=1$  correspond to BG statistics).

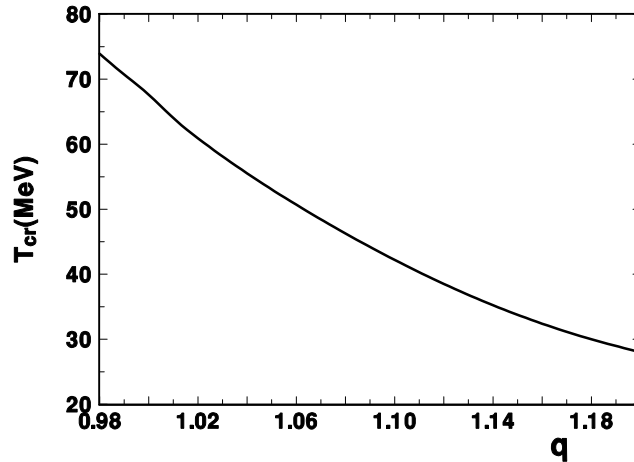
where degrees of freedom used are nucleons, a similar shift towards smaller temperatures occurs for  $q > 1$ , i.e., for temperature fluctuations of nucleons ( $q < 1$  is not considered there). Notice that, as mentioned in Sec. 1, we are not specifying here what are the actual dynamical mechanisms behind such fluctuations/correlations, we just model them by the parameter  $q$ . An example of such dynamical effect, the temperature dependence of the the respective coupling constants, is mentioned above, cf. Eq. (16). The same remark also applies to the discussion that follows.

#### 4.2. Influence of nonextensivity on the spinodal decomposition in the $q$ -NJL

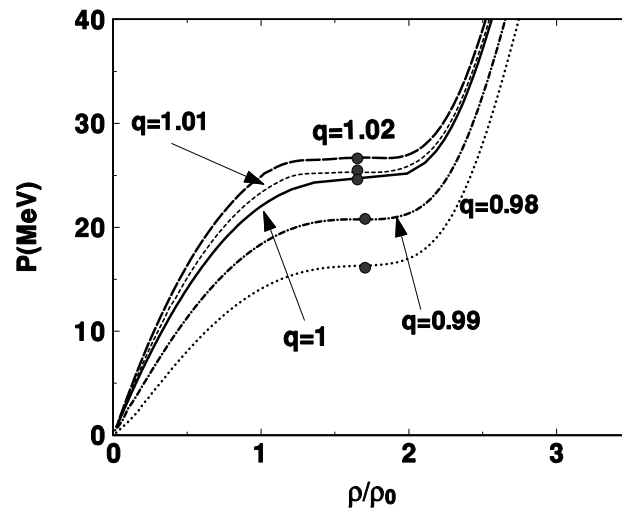
The next point we shall address is the influence of  $q$ -statistics on the spinodal phase transition discussed in [23]. To this end we must proceed to finite density calculations. As in [23], we assume chemical equilibrium in the form of  $\mu_u = \mu_d = \mu_s = \mu$ . This allows us to work with nonzero  $N_i$  in Eq. (9) and thus with nonzero baryon density defined as  $\rho = \frac{1}{3} \sum_i N_i/V$ .

The spinodal phase transition occurs, in general, for finite densities and for temperatures below a critical temperature  $T_{cr}$  [36, 1]. Above it we do not observe phase transition of the first order but rather a smooth crossover. Below it, for some range of densities, we have a region of mixed phases of hadronic and quark matter [23] (understood here as phases with very small (current) and very large (constituent) quark masses). The first observation is that details of the spinodal phase transition are very sensitive to  $q - 1$ , much more than it was observed in the previous case. It is best seen in the  $q$ -dependence of  $T_{cr}$  shown in Fig. 3, it changes by  $\sim 10$  MeV between  $q = 0.98$  and  $q = 1.02$  used here. The general observation is that for  $q < 1$  the pressure decreases and energy increases, whereas for  $q > 1$  one observes the opposite tendency, cf. Figs. 4 - 7. Such behavior is a direct consequence of the nonextensivity and arises from the the  $(q - 1)$  term in the nonextensive entropy functional (18).

In Fig. 4 we show the pressure at the critical temperatures  $T_{cr}$  for different values

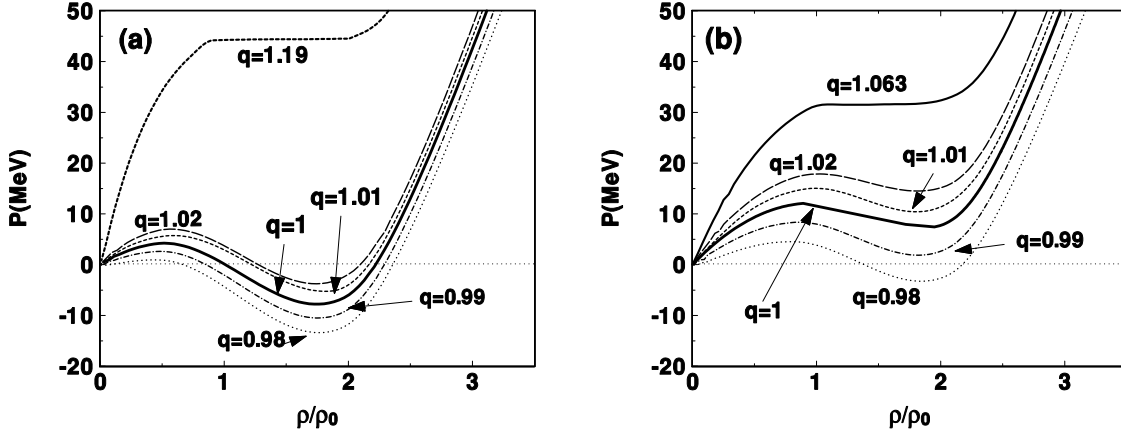


**Figure 3.** Critical temperature  $T_{cr}$  as function of the nonextensivity parameter  $q$  (in the range of  $q$  considered here).

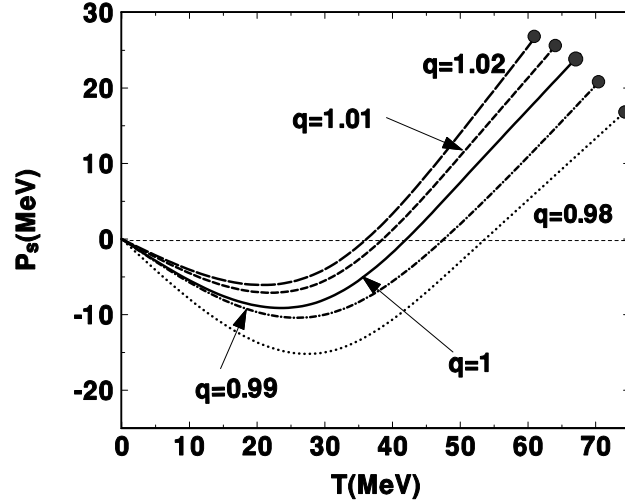


**Figure 4.** The pressure at critical temperature  $T_{cr}$  as a function of compression  $\rho/\rho_0$  calculated for different values of the nonextensivity parameter  $q$ . The dots indicate positions of the inflection points for which first derivative of pressure in compression vanishes. As in [23] for  $q = 1$  the corresponding compression is  $\rho/\rho_0 = 1.67$  (and this leads to  $\mu = 318$  MeV); it remains the same for  $q > 1$  considered here (but now  $\mu = 321$  MeV for  $q = 1.01$  and  $\mu = 325$  MeV for  $q = 1.02$ ) whereas it is shifted to  $\rho/\rho_0 = 1.72$  for  $q < 1$  (resulting in  $\mu = 313$  MeV for  $q = 0.99$  and  $\mu = 307$  MeV for  $q = 0.98$ ).

of  $q$  as a function of the compression  $\rho/\rho_0$  (with  $\rho_0 = 0.17 \text{ fm}^{-3}$ ). Notice that the effect is stronger for  $q < 1$  and that, essentially, the saddle point remains at the same value of compression. When one moves away from the critical temperature, one gets the pressure versus compression as presented in Fig. 5 for two different temperatures,  $T = 30$  and  $50$  MeV. Notice the occurrence of the typical spinodal structure, which is more pronounced for lower temperatures,  $T = 30$  MeV, whereas its sensitivity to the  $q$

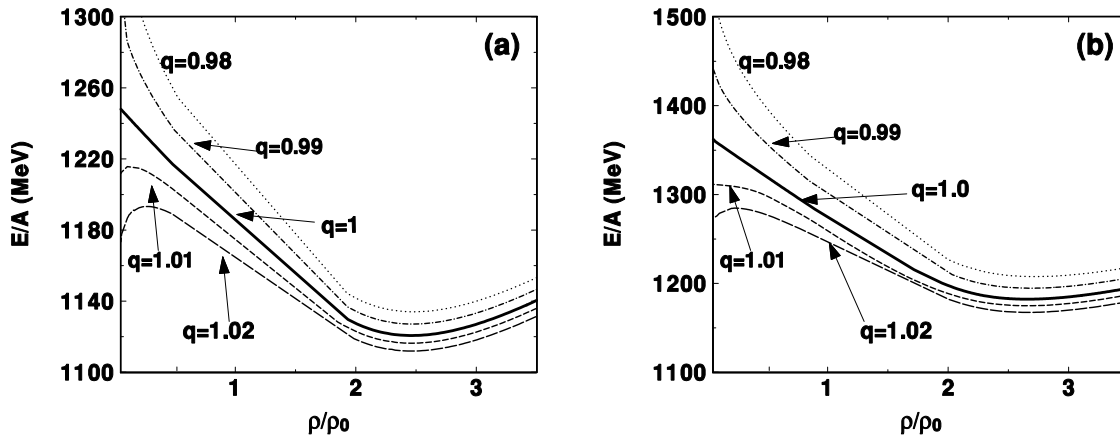


**Figure 5.** The pressure calculated for different values of the nonextensivity parameter  $q$  for temperatures  $T = 30$  MeV (a) and  $T = 50$  MeV (b) as function of the compression  $\rho/\rho_0$ . The curves for  $q$  for which the temperature considered is the critical temperature are also shown, they correspond to  $q = 1.19$  for  $T = 30$  MeV and  $q = 1.063$  for  $T = 50$  MeV.



**Figure 6.** Pressure  $P_s$  corresponding to the local minimum in Figs. 4 and 5 versus temperature  $T$  calculated for some selected values of the nonextensivity parameter  $q$ . The curves end at the critical points.

parameter gets stronger with increasing temperature. Shown are also curves for  $q$ 's for which the temperature considered coincides with the critical temperature for this value of  $q$ . They are, respectively,  $q = 1.19$  for  $T = 30$  MeV and  $q = 1.063$  for  $T = 50$  MeV, i.e., the corresponding values of  $q$  decrease with temperature, as expected from Fig. 3. It means that for each temperature (even for very small one) a  $q > 1$  exists for which there is no more mixed phase and for which spinodal effect vanishes. This seems to be a quite natural effect in the scenario in which  $q > 1$  is attributed to the fluctuations of the temperature in a system considered as proposed in [14, 4]. On the contrary, effects like correlations or limitations of the phase space considered in [16, 17] work towards an

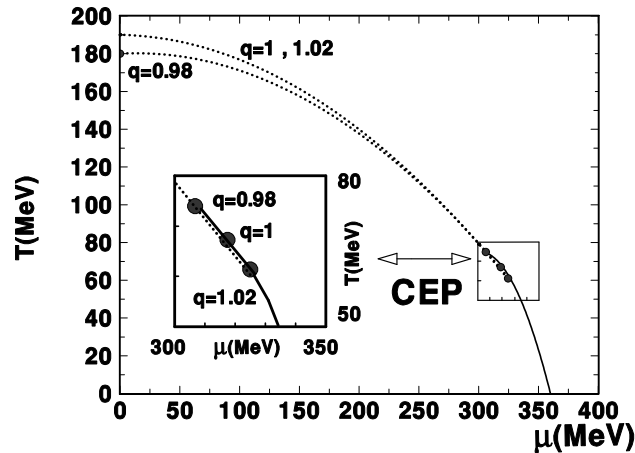


**Figure 7.** The energy per particle at the temperatures  $T = 30$  and  $T = 50$  MeV as a function of compression  $\rho/\rho_0$  calculated for different values of the nonextensivity parameter  $q$ .

increase of the  $T_{cr}$  and make therefore the spinodal effect more pronounced.

Fig. 6 shows the temperature behavior of the pressure  $P_s$  defined as the pressure at the local minimum in the spinodal curve. The characteristic features are that the temperature at which  $P_s$  starts to be positive and is shifted towards smaller values with increasing  $q$  and that it gets deeper into negative values with decreasing  $q$ . The effect of negative pressure can be best understood invoking the bag model picture of the nucleon [29]. Generally, in the phase of hadron gas we observe a decrease of the pressure and the critical temperature  $T_{cr}$  with the increase of fluctuations given by  $q$ . That phenomenon resembles to some extent the behavior of the bag constant for nucleon in the medium where the bag pressure decreases with the increase of the chemical potential  $\mu$  in order to get a proper equation of state [37]. In the nuclear thermodynamical models this bag constant is modified because the vacuum, in which hadrons are embedded, is modified by the residual interaction present in the nuclear medium (acting towards the Wigner realization of the chiral symmetry in which masses of  $\pi$  and  $\sigma$  are degenerated). Here such a density dependence corrections are introduced by nonextensive effects inside the nuclear medium. In that way the nuclear vacuum for the temperatures below the critical temperature and critical densities, the usual area of the spinodal phase transition, can be properly described effectively by the nonextensive statistics.

Fig. 7 shows the energy per particle,  $E/A$  (cf. Eq. (23) for different temperatures and for different values of the nonextensivity parameter  $q$ . Notice that whereas for  $q < 1$  this energy exceeds the usual one (i.e., for  $q = 1$ ) it gets smaller for  $q > 1$  (this effect is especially seen for compressions smaller than two). This is an opposite trend to that observed for the corresponding behavior of the pressure. Finally, it is worth to observe that the absolute minimum of energy for given temperature does not depend on the nonextensivity parameter  $q$  and for  $T = 30$  MeV it is located at  $\rho/\rho_0 = 2.45$ . It turns out that to obtain stable state here, i.e.,  $P = 0$ , one has to choose  $q = 0.97$ . In such a way the final droplets of quarks [38] in the mixed phase can appear at finite



**Figure 8.** Phase diagram in the  $q$ -NJL model in  $T - \mu$  plane for values of  $q$  considered before:  $q = 0.98, 1.0, 1.02$ . Solid and dashed lines denote, respectively, the first order and crossover phase transitions. The results are presented for three different values of the nonextensivity parameter  $q$  with the vicinity of the ( $q$ -dependent) critical end points (CEP) enlarged in the inset. The crossover phase transition for  $q = 0.98$  and for  $\mu \rightarrow 0$  takes place for smaller temperature  $T$ .

temperatures.

Let us close with few remarks. Nonextensive dynamics enter the NJL calculations through the quark (antiquark) number distribution functions  $n_{qi}$  ( $\bar{n}_{qi}$ ). These functions are connected with the respective quark (antiquarks) spectral functions in NJL model. However, deviations from the exponential shape of  $q$ -exponents, as defined in Eqs. (20) and (21), are negligible for values of  $q$  close to unity (in our case  $0.98 < q < 1.02$ ). It is also important to notice that Eqs. (20) and (21) are symmetric for  $q$  and  $1 - q$ . The differences between  $q < 1$  and  $q > 1$  cases observed in our results are then due to our way of defining the energy (23) and entropy (25), which, following [9, 5], we do by using  $n^q_{qi}$  and  $\bar{n}^q_{qi}$  instead of  $n_{qi}$  and  $\bar{n}_{qi}$  \*. Because now for  $q < 1$  distributions  $n^q_{qi}$  and  $\bar{n}^q_{qi}$  are closer to unity than  $n_{qi}$  and  $\bar{n}_{qi}$ , therefore the absolute values of quark condensates (as given by Eq. (24)) begin to decrease for  $q = 0.98$  at lower temperature in comparison with the  $q = 1$  case, see Fig. 1. The corresponding energy, see Fig. 7, is bigger, which means that  $q < 1$  introduces some residual attractive correlations which rise the energy and lead to hadronization occurring at lower temperature (see Figs. 1 and 2). On the other hand,  $q > 1$  introduces fluctuations which decrease the effective occupations ( $n^q_{qi}$  and  $\bar{n}^q_{qi}$ ) and the energy, and smears out the chiral phase transition, see Fig. 2. In Fig. 8 we present our phase diagram in the  $\mu - T$  plane for different nonextensivity parameters considered here with positions of the corresponding critical end points (CEP) for different values of  $q$  clearly indicated. The overlap of

\* It is worth to notice that in [22], which considers only the  $q > 1$  case and uses number distributions without powers of  $q$ , the significant effects were obtained only for much bigger values of the nonextensive parameter  $q = 1.2$ .

curves observed in Fig. 8 (inlet) indicates how critical end point is smeared to a kind of critical area. This is because fireballs created in different events can have different values of  $q$  (representing, as mentioned before, action of all factors responsible for the departure of our system from the usual BG approach - not specified here in detail but, in general, resulting in specific correlations of quarks or fluctuations of temperature mentioned before). Therefore when analyzing experimental data one most probably will encounter such a critical area instead of well defined CEP.

## 5. Summary and conclusions

To summarize: we have investigated the sensitivity of the mean field theory of the NJL type presented in [23] to the departure from the conditions required by the application of the BG approach. To this end we have used the Tsallis version of nonextensive statistical mechanics [2] with a new parameter  $q$ , the phenomenological nonextensivity parameter, such that  $q-1$  quantifies departure from the BG situation (which is recovered for  $q \rightarrow 1$ ). As result we have obtained a nonextensive,  $q$ -NJL model with  $q$  being a new parameter summarizing action of a number of yet undisclosed factors, which should be fitted to the data. Our investigation was prompted by recent investigations of similar effects in quantum hadrodynamics [22]. In fact, we have used the same nonextensive version of the standard FD distributions (discussed in [18]), but this time applied to quarks and antiquarks and for both  $q > 1$  and  $q < 1$  cases. On the other hand, when calculating energies, quark condensates and densities we followed prescription advocated in [9, 5].

We have investigated two possible scenarios corresponding to  $q > 1$  and  $q < 1$ , respectively, which, as mentioned, correspond to different physical interpretations of the nonextensivity parameter. For  $q < 1$  (usually connected with some specific correlations [16] or with fractal character of the phase space [17]) we observe decreasing of pressure, which reaches negative values for a broad ( $q$ -dependent) range of temperatures and increasing of the critical temperature  $\ddagger$ . The  $q > 1$  case (usually connected with some specific nonstatistical fluctuations existing in the system [14, 4]  $\dagger\dagger$ ) we observe a decreasing of the critical temperature,  $T_{crit}$  (cf. Fig. 3), and therefore in the limit of large  $q$  we do not have a mixed phase but rather a quark gas in the deconfined phase above the critical line (on the contrary, the compression at critical temperature does not depend on  $q$  (cf. Fig. 4). As in [22] the resulting equation of state is stiffer (in the sense that for a given density we get bigger pressure with increasing  $q$ ). As expected, the observed effects depend on the temperature and tend to vanish when temperature approaches zero. Finally, as shown in Fig. 8, the nonequilibrium statistics dilutes the border between the crossover and the first order transition.

We would like to end by stressing that our results could be of interest for investigations aimed at finding the critical point in high energy heavy ion collisions

$\ddagger$  It acts therefore in the same way as including of the Polyakov loop into the NJL model [39].

$\dagger\dagger$  Actually, in [7] it was shown that if one could find a dynamical source of such fluctuations and introduce it to the model then the new  $q$  would diminish considerably, eventually becoming unity.

[1] or when studying particularities of the equation of state (EoS) of compact stars [40]. The fact that they do depend on the parameter  $q$  used means that the exact position of such a point or the type of the or the shape of EoS could be quite different from that naively expected.

## Acknowledgment

Partial support (GW) of the Ministry of Science and Higher Education under contract 1P03B02230 is gratefully acknowledged.

## References

- [1] Randrup J 2009 *Phys. Rev. C* **79** 054911; Palhares L F, Fraga E S, and Kodama T *Finite-size effects, pseudocritical quantities and signatures of the chiral critical endpoint of QCD*, arXiv:0904.4830[nucl-th]. See also Skokov V V, and Voskresensky D N, *Hydrodynamical description of a hadron-quark first-order phase transition*, arXiv:0811.3868[nucl-th] and 2009 *Nucl. Phys. A* **828** 401 and references therein.
- [2] Tsallis C, J. 1988 *Stat. Phys.* **52** 479; Salinas S R A, and Tsallis C (eds.), 1999 *Special Issue on Nonextensive Statistical Mechanics and Thermodynamic*, *Braz. J. Phys.* **29**; M. Gell-Mann M, and Tsallis C (Eds.) 2004 *Nonextensive Entropy Interdisciplinary Applications* (Oxford University Press, New York); Tsallis C 2009 *Eur. Phys. J. A* **40** 257
- [3] Gell-Mann M and Tsallis C 2004 (Eds.) *Nonextensive Entropy - interdisciplinary applications* (Oxford University Press); Boon J P, and Tsallis C (Eds.) 2005 *Nonextensive Statistical Mechanics: New Trends, New Perspectives, Europhysics News* **36** (special issue). An updated bibliography on Tsallis nonextensive statistics can be found at <http://tsallis.cat.cbpf.br/biblio.htm>.
- [4] Wilk G, and Włodarczyk Z 2009 *Eur. Phys. J. A* **40** 299
- [5] Alberico W M, and Lavagno A 2009 *Eur. Phys. J. A* **40** 313
- [6] Osada T, and Wilk G 2008 *Phys. Rev. C* **77** 044903 and 2009 *Centr. Eur. J. Phys.* **7** 432
- [7] Biyajima M, Mizoguchi T, Nakajima N, Suzuki N, and Wilk G 2006 *Eur. Phys. J. C* **48** 597.
- [8] Biró T S, and Purcsel G 2009 *Centr. Eur. J. Phys.* **7** 395; Biró T S, Purcsel G, and Ürmösy K 2009 *Eur. Phys. J. A* **40** 325
- [9] Drago A, Lavagno A, and Quarati P 2004 *Physica A* **344** 472
- [10] Biró T S, and Purcsel G 2005 *Phys. Rev. Lett.* **95** 162302 and 2008 *Phys. Lett. A* **372**, 1174; Biró T S 2008 *Europhys. Lett.* **84** 56003
- [11] Kaniadakis G 2009 *Eur. Phys. J. A* **40** 275
- [12] Kaniadakis G 2009 *Eur. Phys. J. B* **70** 3
- [13] Hasegawa H 2009 *Physica A* **388** 2781 and 2009 *Phys. Rev. E* **80** 011126; Reis M S, Amaral V S, Sarthour R S, and Oliveira I S 2006 *Phys. Rev. B* **73** 092401; Douglas P, Bergamini S, and Renzoni F, 2006 *Phys. Rev. Lett.* **96** 110601; Silva R, França G S, Vilar C, and Alcaniz J S, 2006 *Phys. Rev. E* **73** 026102; Jiulin Du 2004 *Europhys. Lett.* **67** 893; Silva R, and Alcaniz J S 2004 *Physica A* **341** 208 and 2003 *Phys. Lett. A* **313** 393
- [14] Wilk G, and Włodarczyk Z 2000 *Phys. Rev. Lett.* **84** 1770 and 2001 *Chaos, Solitons and Fractals* **13/3** 581
- [15] Biró T S, and Jakovác A 2005 *Phys. Rev. Lett.* **94** 132302
- [16] Kodama T, Elze H-T, Aguiar C E, and Koide T 2005 *Europhys. Lett.* **70** 439; Kodama T, and Koide T 2009 *Eur. Phys. J. A* **40** 289
- [17] García-Morales V, and Pellicer J 2006 *Physica A* **361** 161
- [18] Teweldeberhan A M, Plastino A R, and Miller H C 2005 *Phys. Lett. A* **343** 71
- [19] Teweldeberhan A M, Miller H G, and Tegen R 2003 *Int. J. Mod. Phys. E* **12** 395.



- [20] Büyükkiliç F, and Demirhan D 1993 *Phys. Lett. A* **181** 24; Büyükkiliç F, Demirhan D, and Güleç A 1993 *Phys. Lett. A* **197** 209
- [21] Walecka J D 1974 *Ann. Phys.* **83** 491; S. A. Chin S A, and Walecka J D, 1074 *Phys. Lett. B* **52** 1074; Serot B D, and Walecka J D 1986 *Advances in Nuclear Physics* **16** (Plenum Press, New York)
- [22] Pereira F I M, Silva B, and Alcaniz J S, 2007 *Phys. Rev. C* **76** 015201
- [23] Costa P, Ruivo M C, and de Sousa A 2008 *Phys. Rev. D* **77**, 096001
- [24] Bernard V, Jaffe R L, and Meissner U-G 1988 *Nucl. Phys. B* **308**, 753
- [25] Bernard V, Osipov A A, and Meissner U-G 1992 *Phys. Lett. B* **285**, 119
- [26] Nambu Y, and Jona-Lasinio G 1961 *Phys. Rev.* **122** 345 and 1961 *Phys. Rev.* **124** 246; see also: Rehberg P, Klevansky S P, and Hüfner J 1996 *Phys. Rev. C* **53** 410
- [27] Hatsuda T, and Kunihiro T 1994 *Phys. Rep.* **247** 221 and references therein; cf. also Bernard V, Meissner U -G, and Zahed I 1987 *Phys. Rev. D* **36** 819
- [28] Klevansky S P 1992 *Rev. Mod. Phys.* **64** 649
- [29] Buballa M 2005 *Phys. Rep.* **407** 205
- [30] Costa P, Ruivo M C, de Sousa A, and Kalinovsky Yu L 2004 *Phys.Rev. C* **70** 025204
- [31] Gross D H E 2004 *Physica A* **340** 76, 2006 *Lecture Notes in Physics* (Springer) **602** 23 and 2006 *Physica A* **365** 138; see also Gross D H E 2001 *Microcanonical thermodynamics, Phase transitions in "Small Systems"*, WS Lecture Notes in Physics - Vol. 66, World Sci.
- [32] Tsallis C, Rapisarda A, Latora V, and Baldovin F (2002) *Lecture Notes in Physics* (Springer) **602** 140
- [33] Rapisarda A, and Latora V *Negative specific heat in out-of-equilibrium nonextensive systems*, arXiv:nucl-th/0202075; Gross D H E 2006 *Physica A* **365** 138 (and references therein)
- [34] Tsallis C, Gell-Mann M, and Sato Y 2005 *Proc. Nat. Acad. Sci.* **120** 15377
- [35] Abe S 2006 *Physica A* **368** 430
- [36] Randrup J 2004 *Phys. Rev. Lett.* **92** 122301
- [37] Leonidov A, Redlich K, Satz H, Suhonen E, and Weber G 1994 *Phys. Rev. D* **50** 4657; Patra B K, and Singh C P 1996 *Phys. Rev. D* **54** 3551
- [38] Buballa M, and Oertel M (1998) *Nucl. Phys. A* bf 642 39 and 1999 *Phys. Lett.* **B457** 251
- [39] Costa P, de Sousa C A, Ruivo M R, and Hansen H 2009 *European Phys. Lett.* **86** 31001
- [40] Klähn T, Blaschke D, Typel S, van Dalen E N E, Faessler A, Fuchs C, Gaitanos T, Grigorian H, Ho A, Kolomeitsev E E, Miller M C, Röpke G, Trümper J, Voskresensky D N, Weber F, and Wolter H H 2006 *Phys. Rev. C* **74** 035802