

Quasiparticle Heat Transport in $\text{Ba}_{1-x}\text{K}_x\text{Fe}_2\text{As}_2$: Evidence for a k -dependent Superconducting Gap without Nodes

X. G. Luo,¹ M. A. Tanatar,^{2,*} J.-Ph. Reid,¹ H. Shakeripour,¹ N. Doiron-Leyraud,¹ N. Ni,^{2,3} S. L. Bud'ko,^{2,3} P. C. Canfield,^{2,3} Huiqian Luo,⁴ Zhaosheng Wang,⁴ Hai-Hu Wen,^{4,5} Ruslan Prozorov,^{2,3} and Louis Taillefer^{1,5,†}

¹*Département de physique & RQMP, Université de Sherbrooke, Sherbrooke, Canada*

²*Ames Laboratory, Ames, Iowa 50011, USA*

³*Department of Physics and Astronomy, Iowa State University, Ames, Iowa 50011, USA*

⁴*National Laboratory for Superconductivity, Institute of Physics and National Laboratory for Condensed Matter Physics, P. O. Box 603 Beijing, 100190, P. R. China*

⁵*Canadian Institute for Advanced Research, Toronto, Ontario, Canada*

(Dated: March 28, 2021)

The thermal conductivity κ of the iron-arsenide superconductor $\text{Ba}_{1-x}\text{K}_x\text{Fe}_2\text{As}_2$ ($T_c \simeq 30$ K) was measured in single crystals at temperatures down to $T \simeq 50$ mK ($\simeq T_c/600$) and in magnetic fields up to $H = 15$ T ($\simeq H_{c2}/4$). A negligible residual linear term in κ/T as $T \rightarrow 0$ shows that there are no zero-energy quasiparticles in the superconducting state. This rules out the existence of line and in-plane point nodes in the superconducting gap, imposing strong constraints on the symmetry of the order parameter. It excludes d -wave symmetry, drawing a clear distinction between these superconductors and the high- T_c cuprates. However, the fact that a magnetic field much smaller than H_{c2} can induce a residual linear term indicates that the gap must be very small on part of the Fermi surface, whether from strong anisotropy or band dependence, or both.

PACS numbers: 74.25.Fy, 74.20.Rp, 74.70.Dd

Several experiments have been performed to address the symmetry of the order parameter in iron arsenide superconductors. Early studies on mostly polycrystalline samples of $R\text{FeAs}(\text{O},\text{F})$, where $R = \text{La}, \text{Nd}$ or Sm , have led to indications that appear contradictory. While point-contact spectroscopy [1], ARPES [2] and penetration depth [3, 4, 5] point to a full superconducting gap without nodes, specific heat [6] and NMR [7] data were interpreted in terms of a nodal superconducting gap. Reports on single crystals of doped BaFe_2As_2 , also appear contradictory. In $(\text{Ba},\text{K})\text{Fe}_2\text{As}_2$, ARPES studies have found an isotropic superconducting gap with a magnitude of 12 meV on one Fermi surface and 6 meV on another [8, 9, 10], specific heat measurements are broadly consistent with an s -wave gap of 6 meV [11], as are muon measurements of the superfluid density [12]. By contrast, penetration depth studies find a power-law variation [13], as in Co-doped BaFe_2As_2 [14], as opposed to the exponential temperature dependence expected of an isotropic s -wave gap.

In an attempt to shed further light on the structure of the superconducting gap, we have measured the thermal conductivity κ of K-doped BaFe_2As_2 . Heat transport is a powerful probe of symmetry-imposed nodes in the superconducting gap [15]. We find a negligible residual linear term κ_0/T in κ/T as $T \rightarrow 0$, strong evidence that there are no nodes in the gap of this superconductor. Indeed, a line of nodes would have given a sizable and universal (i.e. impurity independent) κ_0/T [15], as in cuprates [16], ruthenates [17] and some heavy-fermion superconductors [18]. Given the large impurity scattering rate in our samples, point nodes would also have given

a sizable (albeit non-universal) κ_0/T [15] – unless they happen to lie along the c -axis, perpendicular to the direction of heat flow in our measurements. However, a magnetic field H applied along the c -axis induces a finite κ_0/T even when $H \ll H_{c2}$. This shows that the superconducting gap must be very small on some part of the Fermi surface, either because of a pronounced anisotropy on one Fermi surface (whereby the gap has a deep minimum in some direction) or because of pronounced band dependence, causing one Fermi surface sheet to have a very small gap.

Single crystals of $\text{Ba}_{1-x}\text{K}_x\text{Fe}_2\text{As}_2$ were grown from FeAs flux [19]. The doping level of the two samples used in the present study, labeled A and B, was determined from the c -axis lattice parameter, giving $x = 0.25$ for sample A ($T_c = 26$ K) and $x = 0.28$ for sample B ($T_c = 30$ K), both on the underdoped side, *i.e.* below optimal doping ($x \simeq 0.4$) [20].

Samples were cleaved into rectangular bars with typical size $1.5 \times 0.3 \times 0.05$ mm³. Silver wires were attached to the samples with a silver-based alloy, providing ultra-low contact resistance of the order of 100 $\mu\Omega$. Thermal conductivity was measured along the [100] direction in the tetragonal crystallographic plane in a standard one-heater-two thermometer technique [21]. The magnetic field H was applied along the [001] tetragonal axis. All measurements were done on warming after cooling in constant H from above T_c to ensure a homogeneous field distribution in the sample. All aspects of the charge and heat transport are qualitatively the same in both samples, with minor quantitative differences. For simplicity, only the data for sample A is displayed here. Whenever

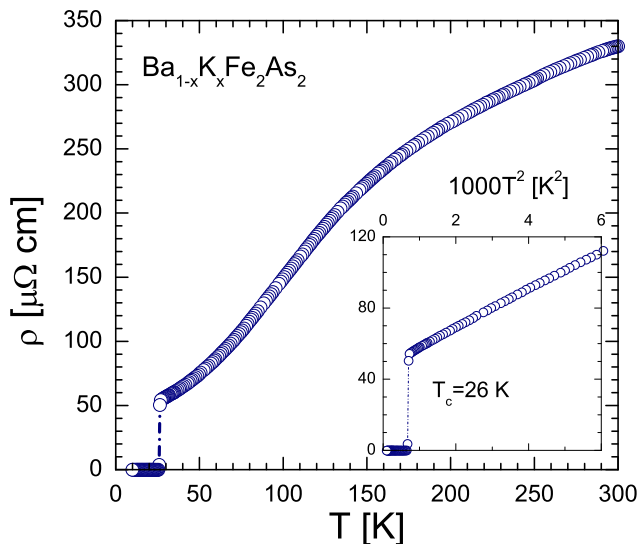


FIG. 1: (Color online) Temperature dependence of the in-plane resistivity $\rho(T)$ of $\text{Ba}_{1-x}\text{K}_x\text{Fe}_2\text{As}_2$, with $x \simeq 0.25$ and $T_c = 26$ K. Inset: same data plotted as a function of T^2 . The line is a linear fit to $\rho(T) = \rho_0 + AT^2$ below 70 K.

quoted, we provide quantitative values for both samples.

In Fig. 1, we show the electrical resistivity $\rho(T)$ of sample A as a function of temperature. Below ~ 150 K, $\rho(T)$ shows a notable downturn, followed by a range where $\rho(T)$ is well described either by a power-law dependence, $\rho(T) = \rho_0 + AT^n$, with n between 1.6 to 1.8, or by $\rho(T) = \rho_0 + AT^2$, below 70 K or so. Using the latter fit, we get $\rho_0 = 47 \mu\Omega \text{ cm}$ (sample A) and $28 \mu\Omega \text{ cm}$ (sample B). Since the same contacts are used for electrical and thermal transport, this allows us to accurately estimate the normal-state thermal conductivity κ_N/T in the $T \rightarrow 0$ limit, via the Wiedemann-Franz law, $\kappa_N/T = L_0/\rho_0$ where $L_0 \equiv \frac{\pi^2}{3} \left(\frac{k_B}{e}\right)^2$, giving $\kappa_N/T = 520 \mu\text{W}/\text{K}^2 \text{ cm}$ (sample A) and $875 \mu\text{W}/\text{K}^2 \text{ cm}$ (sample B).

Residual linear term in zero magnetic field. The thermal conductivity $\kappa(T)$ of sample A, measured for $H=0$, is shown in Fig. 2. The data is plotted as κ/T vs $T^{1.65}$. The linear fit displayed in Fig. 2 shows that the data below 0.4 K is well described by the function $\kappa/T = a + bT^\alpha$, with $a \equiv \kappa_0/T = 5 \mu\text{W} / \text{K}^2 \text{ cm}$ and $\alpha = 1.65$. This same function describes the data of sample B equally well, with $a \equiv \kappa_0/T = 7 \mu\text{W} / \text{K}^2 \text{ cm}$ and $\alpha = 1.5$. The first term is the residual linear term of interest here [15]. The second term is due to phonons, which at low temperatures are scattered by the sample boundaries. Although the latter term would be expected to give $\kappa_p \propto T^3$, *i.e.* $\alpha = 2$, measurements on single crystals with smooth surfaces rarely show this textbook behavior because of a specular reflection off the surface, and in practice $1 < \alpha < 2$ [22, 23, 24].

The magnitude of the residual linear term extracted from the fits in Fig. 2 is extremely small. In similar measurements on samples where no residual linear term is ex-

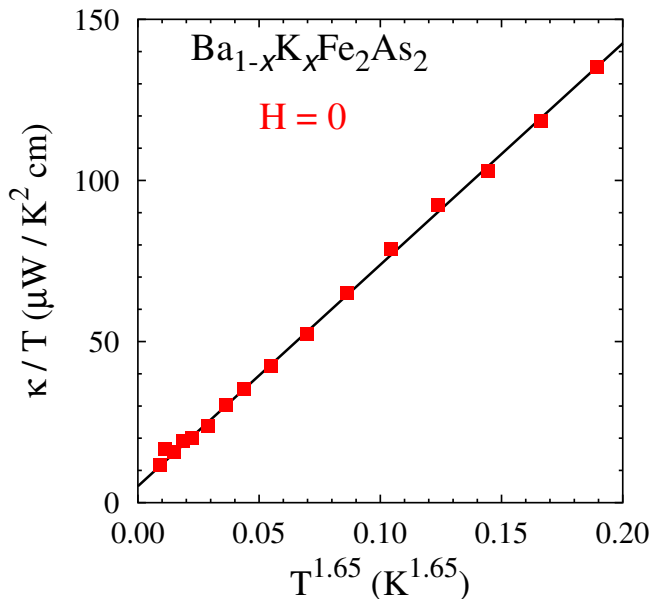


FIG. 2: (Color online) Temperature dependence of the thermal conductivity $\kappa(T)$, plotted as κ/T vs $T^{1.65}$, in zero magnetic field. The line is a linear fit over the temperature range shown.

pected, κ_0/T was indeed found to be zero, within an error bar of $\pm 5 \mu\text{W} / \text{K}^2 \text{ cm}$ or so [22, 25]. Within those error bars, our two samples of $\text{Ba}_{1-x}\text{K}_x\text{Fe}_2\text{As}_2$ exhibit negligible residual linear terms. Let us put these minute κ_0/T values into perspective. Comparison with the normal-state conductivity, gives the ratio $(\kappa_0/T)/(\kappa_N/T) \simeq 1\%$ in both samples. Secondly, these κ_0/T values are much smaller than theoretical expectations for a nodal superconductor. (For a gap without nodes, κ_0/T should be zero [15].) For a quasi-2D d -wave superconductor, with four line nodes along the c -axis, the residual linear term is given, in the clean limit ($\hbar\Gamma_0 \ll \Delta_0$), by [15, 21, 26, 27] $\kappa_0/T = (k_B^2/6c)(k_F v_F/\Delta_0)$, where c is the interlayer separation, k_F and v_F the Fermi wavevector and velocity at the node, respectively, and Δ_0 the gap maximum. Taking $c = 6.6 \text{ \AA}$, $v_F = 0.3 \text{ eV \AA} = 0.45 \times 10^5 \text{ m/s}$ [28], and a Fermi wavevector $k_F = 0.35 \times \pi/a = 0.28 \text{ \AA}^{-1}$, and assuming a weak-coupling $\Delta_0 = 2.14 k_B T_c$, we get $\kappa_0/T = 140 \mu\text{W} / \text{K}^2 \text{ cm}$. This is at least 20 times larger than the value extracted from our fits to the data. In those materials where universal heat transport has been verified, the measured value of κ_0/T is in good quantitative agreement with this theoretical expectation [17, 18, 21]. Thus we can safely conclude that the gap in $\text{Ba}_{1-x}\text{K}_x\text{Fe}_2\text{As}_2$ does not contain a line of nodes anywhere on the Fermi surface. In particular, this rules out d -wave symmetry, whether $d_{x^2-y^2}$ or d_{xy} . This result sets cuprates and iron arsenides apart as two distinct types of high-temperature superconductors.

It is in principle possible for the superconducting gap in pnictides to have point nodes as opposed to line nodes,

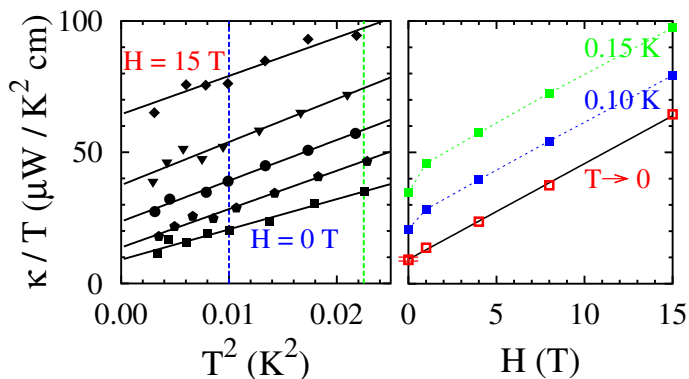


FIG. 3: (Color online) Left panel: Temperature dependence of the thermal conductivity measured in magnetic fields of 0, 1, 4, 10 and 15 T (from bottom to top), plotted as κ/T vs T^2 . Solid lines are a linear fit to each curve in the range shown. Vertical dashed lines indicate $T = 0.1$ K (blue) and $T = 0.15$ K (green). The value of κ/T at those two temperatures is plotted vs magnetic field in the right panel. Right panel: isotherms of κ/T as a function of magnetic field H , for $T \rightarrow 0$ (obtained by extrapolating the linear fits in the left panel to $T = 0$), 0.1 K and 0.15 K. In all three cases, κ/T rises approximately linearly with H , with the same slope. The solid line is a linear fit to the $T \rightarrow 0$ data, also reproduced in Fig. 4.

one of the scenarios suggested by penetration depth studies [14]. The zero-energy quasiparticles associated with point nodes give a residual linear term which grows with impurity scattering [26], so that κ_0/T can become a substantial fraction of κ_N/T [26]. Given ρ_0 , we can estimate the normal-state impurity scattering rate Γ_0 roughly from the plasma frequency $\omega_p = c/\lambda_0$, where λ_0 is the penetration depth, approximately equal to 200 nm [14]. This gives $\Gamma_0/T_c \simeq 1.7$ and 0.9 for sample A and B, respectively. This is very substantial, and would give a large residual linear term, comparable to the case of the line node. We therefore conclude that point nodes in the gap of $\text{Ba}_{1-x}\text{K}_x\text{Fe}_2\text{As}_2$ are also unlikely, unless they are located along the c -axis and do not contribute to in-plane transport. Needless to say, our data also rule out the possibility of an entirely gapless (or ungapped) Fermi surface, proposed by some authors [29], at least down to the 1 % level.

The nodes we have discussed so far are imposed by symmetry, the result of a sign change in the order parameter around the Fermi surface. Such symmetry-related nodes are broadened by impurity scattering, giving rise to a sizable κ_0/T . The superconducting gap can also go to zero in certain directions because of a pronounced anisotropy that is not imposed by symmetry. However, such "accidental" nodes in a gap with s -wave symmetry will be lifted by impurity scattering, making the gap more isotropic [30]. Our zero-field data is consistent with an s -wave gap, including one with strong anisotropy.

Field dependence of thermal conductivity. The effect of

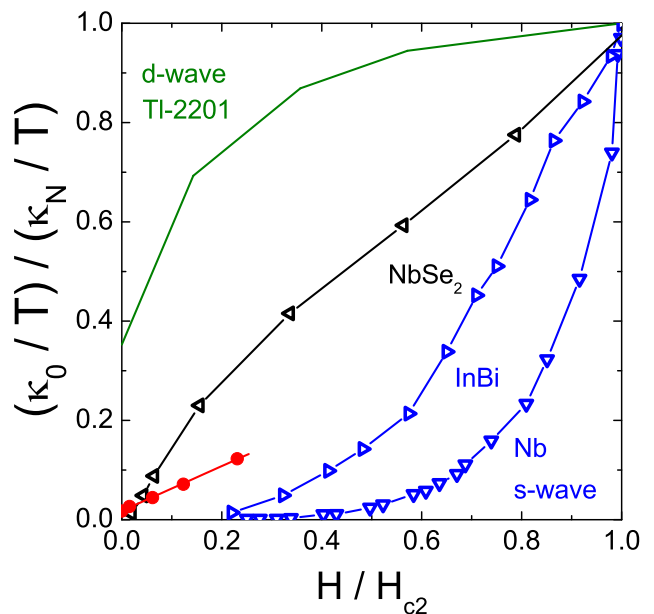


FIG. 4: (Color online) Residual linear term κ_0/T in the thermal conductivity of various superconductors as a function of magnetic field H , presented on normalized scales κ_s/κ_N vs H/H_{c2} . For $\text{Ba}_{1-x}\text{K}_x\text{Fe}_2\text{As}_2$ (red circles), we use κ_N/T obtained from the Wiedemann-Franz law applied to the extrapolated residual resistivity ρ_0 (see text) and $H_{c2} = 65$ T [31]. The data for the clean and dirty isotropic s -wave superconductors Nb and InBi, respectively, are reproduced from [24]. The data for the d -wave superconductor Tl-2201 is for a strongly overdoped sample ($T_c = 15$ K and $H_{c2} \simeq 7$ T) [32]. The data for multi-band superconductor NbSe_2 ($T_c = 7$ K and $H_{c2} = 4.5$ T) is from [25].

a magnetic field H ($H \parallel c$) on the thermal conductivity of $\text{Ba}_{1-x}\text{K}_x\text{Fe}_2\text{As}_2$ is displayed in Fig. 3. In the panel on the left, κ/T curves are seen to shift upwards almost rigidly with field. In the right panel, the value of κ/T at three temperatures ($T \rightarrow 0$, $T = 0.1$ K and $T = 0.15$ K) is seen to rise linearly with H up to our highest field of 15 T, which corresponds roughly to $H_{c2}/4$ (using H_{c2} at $T \rightarrow 0$ as approximately 65 T [31]). In Fig. 4, we compare the field dependence of κ_0/T in $\text{Ba}_{1-x}\text{K}_x\text{Fe}_2\text{As}_2$ with the dependence in various other superconductors, using normalized conductivity and field scales, κ_s/κ_N and H/H_{c2} . In a d -wave superconductor like the overdoped cuprate Tl-2201 ($T_c = 15$ K and $H_{c2} \simeq 7$ T), κ_0/T rises very steeply at the lowest fields [15, 21, 32], roughly as $\kappa_0/T \propto \sqrt{H}$, following the density of delocalized zero-energy quasiparticles outside the vortex cores [33]. By contrast, in an isotropic s -wave superconductor like Nb, the rise in κ_0/T is exponentially slow at low fields as it relies on the tunneling of quasiparticles between localized states inside adjacent vortex cores, which at low fields are far apart. In many materials, however, the situation is not so clearcut. A good example are the multi-band superconductors MgB_2 [34] and NbSe_2 [25]. Here the mag-

nitude of the s -wave superconducting gap is very different on two sheets of the Fermi surface. In both materials, the small gap is roughly one third of the large gap, so that a field $H \simeq H_{c2}/9$ is sufficient to kill superconductivity on the small-gap Fermi surface, which can then contribute its full normal-state conductivity even deep inside the vortex state. Specifically, at $H = H_{c2}/5$, κ_0/T is already half (one third) of κ_N/T in MgB_2 (NbSe_2). It is one tenth in $\text{Ba}_{1-x}\text{K}_x\text{Fe}_2\text{As}_2$. By comparison, κ_0/T is still negligible in a single-gap superconductor like pure Nb or disordered InBi (see Fig. 4). This shows that the superconducting gap must be small on some part of the Fermi surface of $\text{Ba}_{1-x}\text{K}_x\text{Fe}_2\text{As}_2$, relative to the gap maximum which controls H_{c2} .

In Fig. 4, we show data for NbSe_2 [25], where we see that $\kappa_0/T = 0$ at $H = 0$ and κ_0/T rises linearly above $H_{c2}/30$, with a slope of 1.67 in the normalized units of Fig. 4. In $\text{Ba}_{1-x}\text{K}_x\text{Fe}_2\text{As}_2$, κ_0/T also rises linearly, with a normalized slope of 0.46 in sample A and 0.21 in sample B. In a multi-band scenario, the magnitude of this slope is roughly proportional to the value of the normal-state conductivity κ_N/T of the small-gap Fermi surface relative to the overall conductivity. The fact that the slope in absolute units is larger in sample A ($3.7 \mu\text{W} / \text{K}^2 \text{ cm T}$) than in sample B ($2.8 \mu\text{W} / \text{K}^2 \text{ cm T}$) eventhough its total normal-state conductivity $\kappa_N/T = L_0/\rho_0$ is *smaller* (520 vs $875 \mu\text{W}/\text{K}^2 \text{ cm}$) is suggestive of a multi-band situation with the impurity scattering rate being different on different Fermi surfaces.

A recent heat transport study of the low- T_c nickel-arsenide superconductor BaNi_2As_2 ($T_c = 0.7 \text{ K}$) [35] gave $\kappa_0/T = 0$, as here in $\text{Ba}_{1-x}\text{K}_x\text{Fe}_2\text{As}_2$ ($T_c = 26 - 30 \text{ K}$). However, it found a much slower increase of κ_0/T at low H/H_{c2} , consistent with a gap that is large everywhere on the Fermi surface.

We conclude that there are no nodes in the superconducting gap of $\text{Ba}_{1-x}\text{K}_x\text{Fe}_2\text{As}_2$, at least at $x \simeq 0.25 - 0.28$, with the possible exception of point nodes along the c -axis. This excludes d -wave symmetry, and any other symmetry that requires line nodes on the multi-sheet Fermi surface of this superconductor. Symmetries consistent with this constraint include s -wave and s_{\pm} , whereby a full gap changes sign from the electron Fermi surface to the hole Fermi surface [36]. From the rapid rise of κ_0/T with magnetic field at very low fields, we infer that the gap must be very small on some portion of the Fermi surface. This k -dependence of the gap magnitude can come from angle dependence or band dependence, or both. In many experiments, the presence of a very small gap could mimic that of a node.

M.A.T. acknowledges continuing cross-appointment

with the Institute of Surface Chemistry, N. A. S. of Ukraine. Work at the Ames Laboratory was supported by the Department of Energy-Basic Energy Sciences under Contract No. DE-AC02-07CH11358. R.P. acknowledges support from the Alfred P. Sloan Foundation. L.T. acknowledges support from the Canadian Institute for Advanced Research, a Canada Research Chair, NSERC, CFI and FQRNT.

* e-mail tanatar@ameslab.gov

† e-mail louis.taillefer@physique.usherbrooke.ca

- [1] T. Y. Chen *et al.*, Nature **453**, 1224 (2008).
- [2] T. Kondo *et al.*, Phys. Rev. Lett. **101**, 147003 (2008).
- [3] C. Martin *et al.*, arXiv:0807.0876.
- [4] K. Hashimoto *et al.*, Phys. Rev. Lett. **102**, 017002 (2009).
- [5] L. Malone *et al.*, arXiv:0806.3908.
- [6] G. Mu *et al.*, Chin. Phys. Lett. **25**, 2221 (2008).
- [7] H.-J. Grafe *et al.*, Phys. Rev. Lett. **101**, 047003 (2008).
- [8] C. Liu *et al.*, arXiv:0806.3453.
- [9] H. Ding *et al.* Europhys. Lett. **83**, 47001 (2008); L. Zhao *et al.*, Chin. Phys. Lett. **25**, 4402(2008).
- [10] K. Nakayama *et al.*, Europhys. Lett. **85**, 67002 (2009)
- [11] G. Mu *et al.*, arXiv:0808.2941.
- [12] M. Hiraishi, *et al.*, J. Phys. Soc. Jpn. **78**, 023710 (2009).
- [13] C. Martin *et al.*, arXiv:0901.1804.
- [14] R. T. Gordon, *et al.*, Phys. Rev. Lett. **102**, 127004 (2009).
- [15] H. Shakeripour, *et al.*, arXiv:0904.0388.
- [16] L. Taillefer *et al.*, Phys. Rev. Lett. **79**, 483-486 (1997).
- [17] M. Suzuki *et al.*, Phys. Rev. Lett. **88**, 227004 (2002).
- [18] H. Shakeripour *et al.*, arXiv:0902.1190.
- [19] H. Q. Luo *et al.*, Supercond. Sci. Technol. **21**,125014 (2008).
- [20] M. Rotter *et al.*, Angew Chem. Int. Ed. **47**, 7949 (2008).
- [21] D. G. Hawthorn, Phys. Rev. B **75**, 104518 (2007).
- [22] S. Y. Li *et al.*, Phys. Rev. B **77**, 134501 (2008).
- [23] M. Sutherland *et al.*, Phys. Rev. B **67**, 174520 (2003).
- [24] S. Y. Li *et al.*, Phys. Rev. Lett **99**, 107001 (2007).
- [25] E. Boaknin *et al.*, Phys. Rev. Lett. **90**, 117003 (2003).
- [26] M. J. Graf *et al.*, Phys. Rev. B **53**, 15147 (1996).
- [27] A. C. Durst and P.A. Lee, Phys. Rev. B **62**, 1270 (2000).
- [28] A. Kaminski, private communication.
- [29] T. Stanescu *et al.*, Phys. Rev. B **78**, 195114 (2008).
- [30] L.S. Borkowski *et al.*, Phys. Rev. B **52**, 3856 (1995).
- [31] H. Q. Yuan *et al.*, Nature (London), 457, 565 (2009); M. Altarawneh *et al.*, Phys. Rev. B **78**, 220505 (2008).
- [32] C. Proust *et al.*, Phys. Rev. Lett. **89**, 147003 (2002).
- [33] C. Kubert and P. J. Hirschfeld, Phys. Rev. Lett. **80**, 4963 (1998).
- [34] A. V. Sologubenko *et al.*, Phys. Rev. B **66**, 014504 (2002).
- [35] N. Kurita, *et al.*, Phys. Rev. Lett. **102**, 147004 (2009).
- [36] I. I. Mazin, *et al.*, Phys. Rev. Lett. **101**, 057003 (2008).