

# Conformal Mapping of Right Circular Quadrilaterals

Vladislav V. Kravchenko<sup>1</sup>  
R. Michael Porter<sup>2</sup>

Departamento de Matemáticas,  
Cinvestav del I.P.N, Campus Querétaro,  
Apartado Postal 1-798, Arteaga #5, Col. Centro,  
Santiago de Querétaro, Qro. 76001, Mexico

November 3, 2018

**Abstract.** We study conformal mappings from the unit disk to circular-arc quadrilaterals with four right angles. The problem is reduced to a Sturm-Liouville boundary value problem on a real interval, with a nonlinear boundary condition, in which the coefficient functions contain the accessory parameters  $t$ ,  $\lambda$  of the mapping problem. The parameter  $\lambda$  is designed in such a way that for fixed  $t$ , it plays the role of an eigenvalue of the Sturm-Liouville problem. Further, for each  $t$  a particular solution (an elliptic integral) is known a priori, as well as its corresponding spectral parameter  $\lambda$ . This leads to insight into the dependence of the image quadrilateral on the parameters, and permits application of a recently developed spectral parameter power series (SPPS) method for numerical solution. Rate of convergence, accuracy, and computational complexity are presented for the resulting numerical procedure, which in simplicity and efficiency compares favorably with previously known methods for this type of problem.

**Keywords:** conformal mapping, accessory parameter, Schwarzian derivative, symmetric circular quadrilateral, Sturm-Liouville problem, spectral parameter power series

**AMS Subject Classification:** Primary 30C30; Secondary 30C20

## 0 Introduction

A *symmetric circular quadrilateral* (s.c.q.) is a Jordan curve  $P$  in  $\mathbb{C}$  formed of four circular arcs (or straight segments) with all four internal angles equal to  $\pi/2$ . We will assume that the vertices of  $P$  are situated in positions of the form  $\pm A, \pm \bar{A}$ , where  $\operatorname{Re} A > 0$ ,  $\operatorname{Im} A > 0$ .

Let  $D$  be a plane domain containing the origin and bounded by an s.c.q. The set of conformal types of such domains (considering the vertices as distinguished points) forms a two-dimensional space in a natural way. We consider conformal mappings  $f: \mathbb{D} \rightarrow D$  from the unit disk  $\mathbb{D}$  to  $D$ . Since  $f$  extends continuously to the boundary  $P$ , there is a unique value  $t \in [0, 2\pi]$  such that  $f(e^{it}) = A$ ; We will generally assume that  $f(0) = 0$  and  $f'(0) > 0$ , which implies  $0 < t < \pi/2$ .

The more general problem of mapping the disk to circular-arc polygon domains is treated in [Bj], [DT, Chapter 4], [He, Chapter 16], [Hi, Section 17.6],

<sup>1</sup>Partially supported by CONACyT grant 50424

<sup>2</sup>Partially supported by CONACyT grant 80503

[Ho], [Ne, Chapter 5]. In particular, it is well known that the Schwarzian derivative of a conformal mapping of  $\mathbb{D}$  onto a circular-arc polygon is a rational function of degree two. In this article we will develop further the work of P. Brown on the accessory-parameter problem for s.c.q.s. We follow much of the notation and copy several equations from [B] where it is verified that due to the symmetries of s.c.q.s, the Schwarzian derivative  $\mathcal{S}_f$  of  $f$  is of the specific form (1) below. This function is determined by two real parameters  $t, s$  and the relationship (2) must hold. As a partial converse, it is well known that due to the intimate relationship between the Schwarzian derivative and curvature, if the Schwarzian derivative of a holomorphic function  $f$  defined in  $\mathbb{D}$  is of the form (1) and if (2) holds, then  $f$  is a local homeomorphism onto a (not necessarily schlicht) domain bounded by a (not necessarily simple) right circular-arc polygon.

A basic question is the following. Given  $P = \partial D$  (for example by specifying  $A$  and also the radius or the midpoint of one of the edges of  $P$ ), to find the parameters  $t, s$  of the Schwarzian derivative of  $f$ . In [B] Brown looked first at a simpler question, fixing  $t$ , normalizing  $f'(0) = 0$  and calculating the remaining parameter  $s$  corresponding to a geometric characteristic of  $P$ , such as the radius of one of its edges. This reduces the problem to one real dimension. As with most methods which have been developed for conformal mapping of circular-arc polygons, in [B] the Schwarzian differential equation is solved numerically for trial values of  $s$ , the corresponding geometric characteristics of  $P = f(\partial\mathbb{D})$  are calculated, and the process is repeated until a sufficiently close  $s$  is located. Here we apply a technique developed in [KP] for dealing with Sturm-Liouville problems, the spectral parameter power series (SPPS) method, which permits a direct calculation in the sense that once certain auxiliary parameters are calculated for given  $t$ , one may evaluate the solution corresponding to any desired  $s$  without resorting to further integrations.

In a second article [B'] the full two-parameter problem is addressed. The problem is formulated with the normalization  $f(1) = 1$ , and the data is given in terms of the radius  $1/\kappa_1$  of the right edge of  $P$  and the midpoint  $p_2$  of the upper edge. Brown's solution involves a table of previously calculated values of these parameters in terms of  $(t, s)$ . To apply it one looks for values reasonably close to the desired geometric parameters in this table, and then applies an iterative process to approximate the sought-after  $(t, s)$  to the desired accuracy. In this paper we apply our solution of the one-parameter problem, which is quite rapid, to this two-parameter problem in an iterative way. In part due to properties of an equivalent parameter  $\lambda$  which we use in place of  $s$ , our method does not require consultation of a table of prior values.

In the next two sections we set up a Sturm-Liouville boundary value problem whose solution relates the accessory parameter  $\lambda$  to the curvature  $\kappa$  of the right edge of  $P$ . It is seen that  $\lambda$  is a spectral parameter in a boundary value problem. In Section 3 we describe the so-called canonical mapping  $f_\infty$  of  $\mathbb{D}$  to a rectangle, and identify its parameter  $\lambda_\infty$  and the corresponding eigenfunction  $y_\infty$  of the Sturm-Liouville problem, which are used in the application of the SPPS method which is summarized in Section 4 and then applied in Section 5 to represent  $\kappa$  as a power series in  $\lambda$  for fixed  $t$ . An algorithm for the one-parameter problem

$\kappa \mapsto \lambda$  for fixed  $t$  is presented in Section 6, and for the two-parameter problem  $(\kappa_1, p_2) \mapsto (t, \lambda)$  in Section 7.

## 1 Sturm-Liouville equation

We begin by setting up the classical second-order differential equation which governs the conformal mapping to s.c.q.s. The Schwarzian derivative of a holomorphic  $f$ , namely  $S_f = (f''/f')' - (1/2)(f''/f')^2$ , is again holomorphic when  $f'$  does not vanish. For the conformal mapping of  $\mathbb{D}$  to an s.c.q., formula [B, (3)], which we will refer to as (B3), says

$$\begin{aligned} \mathcal{S}_f(z) &= \frac{3}{8} \left( \frac{1}{(z - e^{it})^2} + \frac{1}{(z + e^{it})^2} + \frac{1}{(z - e^{-it})^2} + \frac{1}{(z + e^{-it})^2} \right) \\ &+ \left( \frac{c}{z - e^{it}} - \frac{c}{z + e^{it}} + \frac{c}{z - e^{-it}} - \frac{c}{z + e^{-it}} \right) \end{aligned} \quad (1)$$

in which the parameter  $c \in \mathbb{C}$  is subject to one restraint as follows. Write  $c = \rho e^{is}$ . Then (B8)

$$\rho = \frac{-3}{8 \cos(s + t)} \quad (2)$$

where further we may assume (B9)  $\pi/2 - t < s < 3\pi/2 - t$ .

We now introduce a new parameter equivalent to  $s$ . By (2), the quantity  $\rho > 0$  satisfies in fact  $\rho \geq 3/8$ . Since  $s = \arccos(-3/(8\rho)) - t$  where  $\pi/2 < \arccos(-3/(8\rho)) < 3\pi/2$ , the parameter  $c$  in (1) can be expressed as follows:

$$\begin{aligned} c &= \rho e^{is} = \rho \left( \cos\left(\arccos\frac{-3}{8\rho} - t\right) + i \sin\left(\arccos\frac{-3}{8\rho} - t\right) \right) \\ &= -\frac{3}{8}(\cos t - i \sin t) + \varepsilon \sqrt{\rho^2 - (3/8)^2} (\sin t + i \cos t) \\ &= -\frac{3}{8}e^{-it} + \lambda i e^{-it} \end{aligned} \quad (3)$$

where we write

$$\lambda = \varepsilon \sqrt{\rho^2 - (3/8)^2}$$

with

$$\varepsilon = \begin{cases} -1, & s < \pi - t, \\ 0, & s = \pi - t, \\ 1, & \pi - t < s. \end{cases}$$

At the particular value  $s = \pi - t$  we have  $\rho = \infty$ , and also  $\rho \rightarrow \infty$  as  $s$  tends to either extreme value  $\pi/2 - t$  or  $3\pi/2 - t$ . Further, it is easily seen that

$$\lambda = \frac{3}{8} \tan(s + t). \quad (4)$$

Everything we will do depends on the fact, manifested in (3), that the parameter  $c$  is a linear polynomial in  $\lambda$ . The same then holds for  $S_f(z)$ . Indeed, abbreviating  $a = e^{it}$ , we find that

$$\begin{aligned} \mathcal{S}_f(z) &= \left( \frac{3}{8} \left( \frac{1}{(z-a)^2} + \frac{1}{(z+a)^2} + \frac{1}{(z-\bar{a})^2} + \frac{1}{(z+\bar{a})^2} \right) \right. \\ &\quad \left. - \frac{3}{4} \left( \frac{1}{z^2-a^2} + \frac{1}{z^2-\bar{a}^2} \right) \right) \\ &\quad + 2\lambda i \left( \frac{1}{z^2-a^2} - \frac{1}{z^2-\bar{a}^2} \right) \\ &= 2\psi_0(z) - 2\lambda\psi_1(z) \end{aligned}$$

where

$$\begin{aligned} \psi_0(z) &= \frac{3}{2} \left( \frac{a^2}{(z^2-a^2)^2} + \frac{\bar{a}^2}{(z^2-\bar{a}^2)^2} \right) \\ \psi_1(z) &= -i \left( \frac{1}{z^2-a^2} - \frac{1}{z^2-\bar{a}^2} \right) \end{aligned} \tag{5}$$

From now on we will regard  $\mathcal{S}_f$  as parametrized by  $t, \lambda$  instead of  $t, s$ . The functions  $\psi_0, \psi_1$  depend also on  $t$ , so when we require more clarity we will write  $S_f(z) = R_{t,\lambda}(z)$  where

$$R_{t,\lambda} = 2\psi_0 - 2\lambda\psi_1. \tag{6}$$

It is a textbook fact [Hi, Ne] that all holomorphic functions having Schwarzian derivative equal to  $R_{t,\lambda}$  are quotients  $y_2/y_1$  where  $y_1, y_2$  are linearly independent solutions of the ordinary differential equation  $2y'' + R_{t,\lambda}y = 0$  in  $\mathbb{D}$ , i.e., solutions of

$$y'' + \psi_0 y = \lambda\psi_1 y. \tag{7}$$

It is our purpose to take advantage of the particularly nice form of equation (7) and its relation to spectral theory.

## 2 Boundary Value Problem

In [B] Brown describes in detail the possible relations among the edges of s.c.q.s. In particular, for a generic s.c.q., the two circles containing one pair of opposite edges will intersect, while the two circles containing the remaining two edges are disjoint. There are two degenerate cases: when one pair of opposite edges lie on the same circle, or when all four edges are straight segments (i.e., when  $P$  is rectangular). For the generic case, following [B] we will take the right and left edges to lie in disjoint circles of common radius  $|r|$ , where  $r$  is given (B14) by

$$r = \frac{f'(1)^2}{f'(1) + f''(1)}. \tag{8}$$

We will normalize  $f$  by

$$f(0) = 0, \quad f'(0) = 1, \quad f''(0) = 0 \quad (9)$$

recalling that the Schwarzian equation has three degrees of freedom. (This means that the image may need to be rescaled, i.e.,  $P = \text{constant} \cdot f(\partial\mathbb{D})$ ).

Let  $y$  be a solution of (7) in  $\mathbb{D}$  normalized by  $y(0) = 1$ ,  $y'(0) = 0$ . Then the normalized mapping  $f$  is equal to the indefinite integral

$$f(z) = \int_0^z \frac{1}{y(\zeta)^2} d\zeta. \quad (10)$$

Indeed, (10) yields  $f' = y^{-2}$  and  $f'' = -2y^{-3}y'$ , so  $f$  satisfies the required normalization (9). Now from (8) we have

$$0 = r \left( f'(1) + f''(1) \right) - f'(1)^2 = r \left( y(1)^{-2} - 2y(1)^{-3}y'(1) \right) - y(1)^{-4}$$

so the curvature of the right edge of the image is given by

$$\kappa = \frac{1}{r} = y(1)^2 - 2y(1)y'(1). \quad (11)$$

Consequently the boundary value problem to solve is for  $y(z)$  with real  $z \in [0, 1]$ ,

$$\begin{cases} y'' + \psi_0 y = \lambda \psi_1 y, \\ y(0) = 1, \\ y'(0) = 0, \\ y(1)^2 - 2y(1)y'(1) = \kappa. \end{cases} \quad (12)$$

The data for this problem are  $t$  and  $\kappa$ , and one seeks  $\lambda$  for which there is a solution to the system (12), where we recall that the dependence on  $t$  is through  $\psi_0$  and  $\psi_1$ . Among such  $\lambda$  one of course wants the value for which the corresponding mapping  $f$  is injective. In [B] there are many details regarding the values of  $t, s$  for which this holds, and one can apply these facts to  $\lambda$ .

The nonlinear nature of the boundary condition at  $z = 1$  in (12) will be dealt with in Section 5.

### 3 The Degenerate S.C.Q.s

Again following [B], let  $O(s) \in \mathbb{R}$  denote the center of the circle containing the rightmost edge of the s.c.q.  $f(\mathbb{D})$ . In [B] it is shown that  $O(s)$  is a monotone function of  $s$  for each fixed  $t$ . Two special values  $s_0, s_\infty$  are singled out, with  $O(s_0) = 0$  (called the *root mapping*) and  $O(s_\infty) = \infty$  (the *canonical mapping*), for which  $f(\mathbb{D})$  has the degenerations mentioned at the beginning of Section 2. The root mapping and its parameter  $s_0$  are worked out in detail. We will use

$s_\infty$  here because it is simpler; in fact, the canonical mapping  $f_\infty$  is an elliptic integral of the first kind:

$$f_\infty(z) = \int_0^z (1 - 2(\cos 2t)\zeta^2 + \zeta^4)^{-1/2} d\zeta. \quad (13)$$

Here  $f_\infty(\mathbb{D})$  is a rectangle,  $f_\infty([-1, 1]) \subseteq \mathbb{R}$ , and the values  $k_1 = f_\infty(1)$  and  $k_2 = -if_\infty(i)$  are known classically as complete elliptic integrals.

Note that  $f'_\infty$  never vanishes, and  $f'_\infty(0) = 1$ . By direct calculation one finds that

$$\begin{aligned} \mathcal{S}_{f_\infty} &= \left( \frac{f''_\infty}{f'_\infty} \right)' - \frac{1}{2} \left( \frac{f''_\infty}{f'_\infty} \right)^2 \\ &= \frac{2(\cos 2t + (\cos^2 2t - 3)z^2 + (\cos 2t)z^4)}{(1 - 2(\cos 2t)z^2 + z^4)^2}. \end{aligned}$$

However, by (B23),

$$\mathcal{S}_{f_\infty} = \frac{2(\cos 2t + (\cos^2 2t - 3)z^2 + (\cos 2t)z^4)}{(1 - 2(\cos 2t)z^2 + z^4)^2} + \frac{3 \frac{\cos(s-t)}{\cos(s+t)} - \cos 2t}{2(1 - 2(\cos 2t)z^2 + z^4)}. \quad (14)$$

By comparison, the second term on the right side of (14) must vanish,

$$3 \frac{\cos(s-t)}{\cos(s+t)} = \cos 2t.$$

This can be written many ways, for example

$$\tan s = (\cot t) \frac{\cos 2t - 3}{\cos 2t + 3} = -(\cot t) \frac{\frac{1}{\sin t} + \sin t}{\frac{1}{\cos t} + \cos t} \quad (15)$$

etc. Given  $t$ , (15) provides  $s = s_\infty$  for the canonical mapping. With this in hand, we obtain the parameters

$$\begin{aligned} \rho_\infty &= \frac{-3}{8 \cos(s_\infty + t)}, \\ \lambda_\infty &= \varepsilon_\infty \sqrt{\rho_\infty^2 - \left(\frac{3}{2}\right)^2} \\ &= \frac{-3}{8} \tan(s_\infty + t). \end{aligned}$$

With the aid of (15) one can simplify this last equation to

$$\lambda_\infty = \frac{1}{4} \cot 2t \quad (16)$$

The Sturm-Liouville system (12) corresponding to the canonical mapping with Schwarzian derivative  $R_{t,\lambda_\infty}$  has the particular solution  $y_\infty = (f_\infty)^{-1/2}$ , specifically

$$y_\infty(z) = (1 - 2(\cos 2t)z^2 + z^4)^{\frac{1}{4}} \quad (17)$$

Clearly this satisfies the normalizations  $y_\infty(0) = 1$  and  $y'_\infty(0) = 0$ , and for reference we note

$$y_\infty(1) = \sqrt{2 \sin t}, \quad y'_\infty(1) = \sqrt{\frac{\sin t}{2}}. \quad (18)$$

Since  $f_\infty(\mathbb{D})$  is a rectangle, the curvature of its right edge is  $\kappa_\infty = 0$ . Further, since  $f'_\infty$  never vanishes, it follows that the function  $y_\infty$  also never vanishes in  $\mathbb{D}$ ; this can also be seen from (17).

## 4 Solution by Iterated Integrals

We now apply the spectral parameter power series (SPPS) method for solution of Sturm-Liouville problems, developed in [KP]. This will provide power series in  $\lambda$  which represent the geometric parameters of the s.c.q. mapping problem.

Let two functions  $q_0, q_1$  be given on  $[0, 1]$ . (All of the following is valid for  $q_n(z)$  defined in, say,  $|z| < 1$ , but the numerical method presented later will not involve complex values of  $z$ .) The sequence  $I_n$  of *iterated integrals* determined by the generating pair  $(q_0, q_1)$  is defined as follows. Let  $I_1 = 1$  identically on  $[0, 1]$ , and then recursively for  $n \geq 2$ ,

$$I_n(z) = \int_0^z I_{n-1}(\zeta) q_{n-1}(\zeta) d\zeta \quad (19)$$

where the indices in the generating pair are understood mod 2; i.e.,  $q_{n+2j} = q_n$  for  $j = 1, 2, \dots$

The relationship between the iterated integrals and the basic equation (7) is given by the following result.

**Proposition 4.1** [KP] *Let  $\psi_0$  and  $\psi_1$  be given, and suppose that  $y_\infty$  is a function which does not vanish and which satisfies the ordinary differential equation*

$$y''_\infty + \psi_0 y_\infty = \lambda_\infty \psi_1 y_\infty$$

*on  $[0, 1]$ . Choose  $q_0 = 1/y_\infty^2$ ,  $q_1 = \psi_1 y_\infty^2$  and define  $X^{(n)}$ ,  $\tilde{X}^{(n)}$  to be the iterated integrals determined by  $(q_0, q_1)$  and by  $(q_1, q_0)$  respectively. Then for every  $\lambda \in \mathbb{C}$  the functions*

$$y_1 = y_\infty \sum_{k=0}^{\infty} (\lambda - \lambda_\infty)^k \tilde{X}^{(2k)},$$

$$y_2 = y_\infty \sum_{k=0}^{\infty} (\lambda - \lambda_\infty)^k X^{(2k+1)}$$

are linearly independent solutions of the equation

$$y'' + \psi_0 y = \lambda \psi_1 y$$

on the interval  $[0, 1]$ . Further, the series for  $y_1$  and  $y_2$  converge uniformly on  $[0, 1]$  for every  $\lambda$ .

## 5 Variation of Curvature

To apply Proposition 4.1 to the boundary value problem (12), we take  $\psi_0, \psi_1$  as in (5) and  $y_\infty$  as in (17). Note that

$$y_1' = y_\infty' \sum_{k=0}^{\infty} (\lambda - \lambda_\infty)^k \tilde{X}^{(2k)} + \frac{1}{y_\infty} \sum_{k=1}^{\infty} (\lambda - \lambda_\infty)^k \tilde{X}^{(2k-1)}$$

with a similar formula for  $y_2'$ , so the initial values of the particular solutions  $y_1, y_2$  are given by

$$\begin{aligned} y_1(0) = y_\infty(0) = 1, & \quad y_1'(0) = y_\infty'(0) = 0, \\ y_2(0) = 0, & \quad y_2'(0) = \frac{1}{y_\infty(0)} = 1. \end{aligned}$$

This says that  $y_1$  as given by Proposition 4.1 is precisely the solution of the second order linear differential equation which satisfies the two initial conditions of (12) at the point  $z = 0$ . Consequently problem (12) reduces to satisfying the final boundary condition,

$$y_1(1)(y_1(1) - 2y_1'(1)) = \kappa. \tag{20}$$

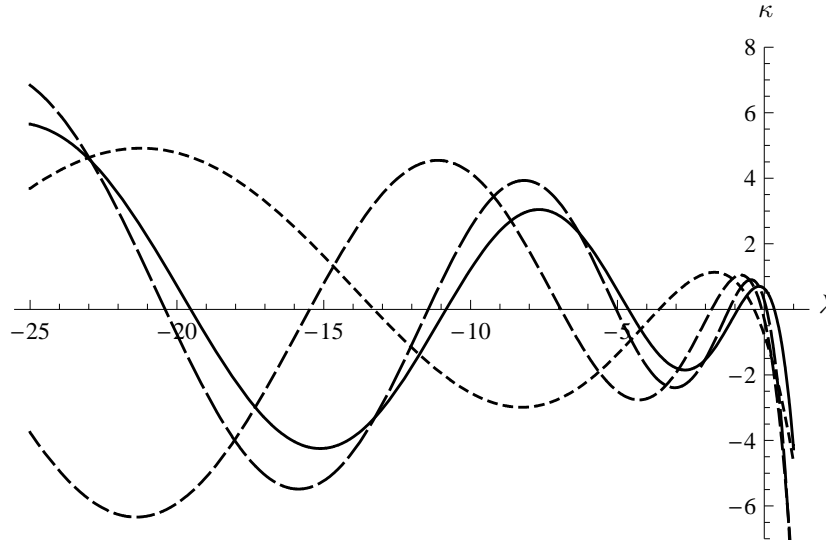


Figure 1: Graph of  $\kappa$  as a function of  $\lambda$  for  $t = 0.1\pi, 0.2\pi, 0.3\pi, 0.4\pi$ .



The numerical evaluation of the left side of (20) is readily accessible because it is a power series  $\sum a_n(\lambda - \lambda_\infty)^n$  in  $\lambda$  whose coefficients  $a_n$  are represented in terms of those of the series  $y_1(1) = \sum b_n(\lambda - \lambda_\infty)^n$  provided by Proposition 4.1.

In Figure 1 we show a graph of the power series (20) for several values of  $t$ . Numerical details will be given later; here we wish to stress that once having calculated the coefficients  $a_n$  for a given  $t$ , one needs no longer to solve a (Schwarzian or Sturm-Liouville) differential equation in order to calculate  $\kappa$  as a function of  $\lambda$  for that value of  $t$ .

Perhaps surprisingly, the calculation of (20) can be simplified much further. Note that the  $k$ -th Taylor coefficient of  $y_1(1) - 2y'_1(1)$  is

$$\begin{aligned} b_k - 2b'_k &= y_\infty(1)\tilde{X}^{(2k)}(1) - 2\left(y'_\infty(1)\tilde{X}^{(2k)}(1) + \frac{1}{y_\infty(1)}\tilde{X}^{(2k-1)}(1)\right) \\ &= \tilde{X}^{(2k)}(1)(y_\infty(1) - 2y'_\infty(1)) - \frac{2}{y_\infty(1)}\tilde{X}^{(2k-1)}(1). \end{aligned}$$

It follows from (17) that  $y_\infty(1) - 2y'_\infty(1) = 0$ , which leaves

$$b_k - 2b'_k = -\frac{2}{y_\infty(1)}\tilde{X}^{(2k-1)}(1).$$

Thus

$$a_n = -2\sum_{k=0}^n \tilde{X}^{(2k)}(1)\tilde{X}^{(2(n-k)-1)}(1). \quad (21)$$

From (5),(17) it is also clear that  $y_\infty(z) \geq 0$  and  $\psi_1(z) \geq 0$  for  $z \in [0, 1]$ , and consequently  $\tilde{X}^{(k)}(z) \geq 0$ . Thus we see that in fact all the Taylor coefficients  $a_n$  of  $\kappa$  as a function of  $\lambda$  are negative, with the exception of  $a_0 = 0$ .

Note that  $\kappa$  is never zero for  $\lambda > \lambda_\infty$ ; in fact,  $d\kappa/d\lambda$  is strictly negative, and  $\kappa \rightarrow -\infty$  as  $\lambda \rightarrow \infty$ . Thus the radius of the rightmost edge of  $f(\mathbb{D})$  tends to zero, as illustrated in Figure 2. As  $\lambda \rightarrow \infty$ , the arc  $e^{i\theta} : -t < \theta < t$  of

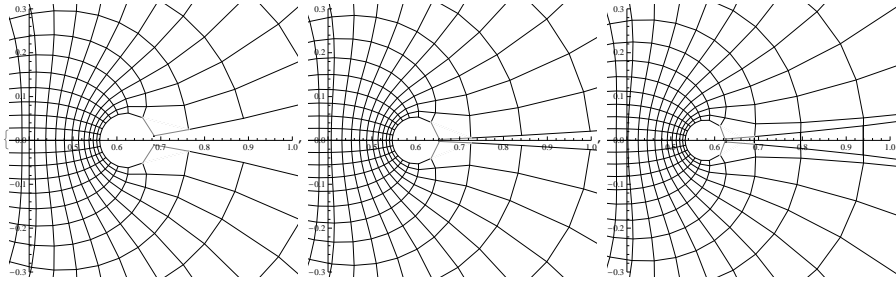


Figure 2: Images  $f(\mathbb{D})$  for  $t = \pi/4$  and  $\lambda = 1.3, 1.4, 1.5$ . The images are depicted near the point  $w = 0.5$ , where it is perceived that the rightmost figure is a non-schlicht region.

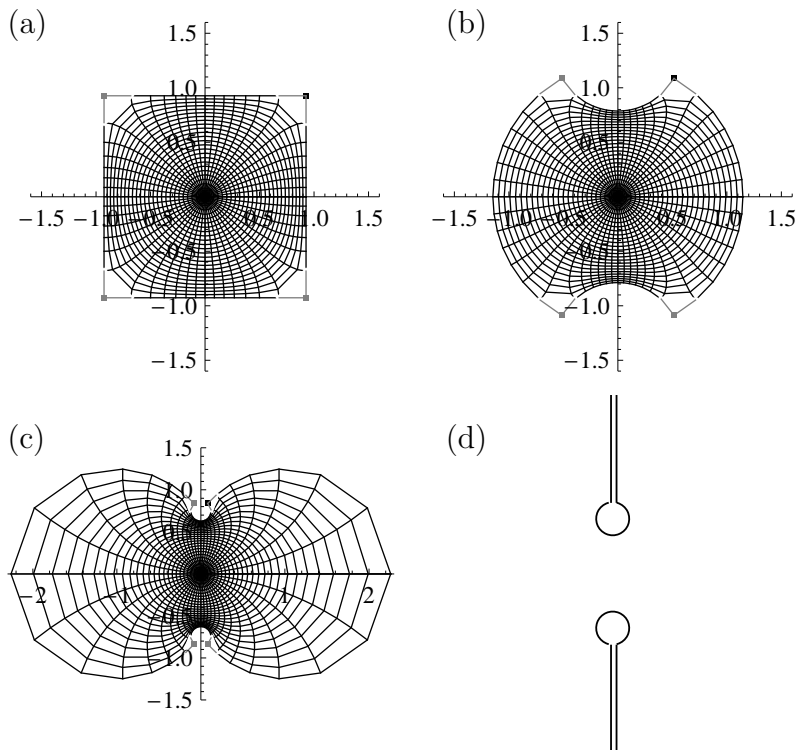


Figure 3: Images  $f(\mathbb{D})$  for  $t = \pi/4$  and (a)  $\lambda = 0 = \lambda_\infty = 0$ , (b)  $\lambda = -0.32219$ ,  $\lambda = -0.91570$  and (d)  $\lambda = -1.43554$  (schematic drawing of boundary). The value in (d) corresponds to second largest zero of  $\kappa(\lambda)$ , after  $\lambda_\infty$ . The values for (b), (c) were chosen to give equal values  $\kappa = 0.8$ .

$f(\partial D)$  is mapped to a curve tracing ever-greater numbers of full turns around ever-smaller circles.

In Figure 3 we bend the edge in the opposite direction, taking  $\lambda < \lambda_\infty$ . The largest zero of  $\kappa(\lambda)$  is  $\lambda_\infty$  corresponding to the canonical mapping. The next zero gives a domain, exterior to the non-simple curve depicted in Figure 3(d), covering the exterior in the Riemann sphere of two circles joined by a straight segment. Further zeros correspond to non-schlicht domains.

## 6 Algorithm for the One-Parameter Problem

Here we solve the nonlinear problem (12) mentioned at the end of Section 2. Fix  $0 < t < \pi/2$ . Given  $\kappa$ , we seek a parameter  $\lambda$  so that the mapping  $f$  with Schwarzian derivative  $\mathcal{S}_f = R_{t,\lambda}$ , normalized by  $f(0) = 0$ ,  $f'(0) = 1$  will send  $\partial\mathbb{D}$  to an s.c.q. whose right edge has curvature  $\kappa$ . (If  $\kappa < 0$ , we want the center of the edge arc to lie to the left, i.e., in the ray  $(-\infty, 1)$ .) We stress again that for fixed  $t$ , once certain parameters have been determined, the relation  $\kappa \mapsto \lambda$

is of rapid calculation.

The algorithm given below summarizes results of the previous sections, in particular formulas (5), (17), and (21). In the following, “evaluate” means to calculate at  $M + 1$  evenly spaced values of  $z$  from 0 to 1. We will use  $N + 1$  terms in the power series in  $\lambda$ . Observe that  $\psi_0$  and  $X^{(n)}$  are not needed.

*One-parameter algorithm.*

1. Evaluate  $y_\infty(z) = (1 - 2(\cos 2t)z^2 + z^4)^{1/4}$ .
2. Evaluate

$$\psi_1(z) = \frac{2 \sin 2t}{z^4 - 2(\cos 2t)z^2 + 1}.$$

3. Evaluate the iterated integrals  $\tilde{X}^{(n)}$  determined by  $(\psi_1 y_\infty^2, 1/y_\infty^2)$  for  $n = 0, 1, \dots, 2N$ .
4. Calculate the Cauchy product terms

$$a_n = -2 \sum_{k=0}^n \tilde{X}^{(2k)}(1) \tilde{X}^{(2(n-k)-1)}(1).$$

for  $n = 0, 1, \dots, N$ . Calculate also  $\lambda_\infty = (1/4) \cot 2t$ .

5. For any desired  $\kappa$ , solve the polynomial equation

$$\sum_{n=0}^N a_n (\lambda - \lambda_\infty)^n = \kappa$$

for  $\lambda - \lambda_\infty$ , and then add  $\lambda_\infty$  to the result obtain  $\lambda$ .

Then the mapping  $f_{t,\lambda}$  will produce curvature approximately  $\kappa$  on the right and left edges.

## 7 Two-Parameter Problem

We now turn to the two-parameter mapping problem addressed in [B’]. Given an s.c.q.  $P$  proposed to be the image of  $\mathbb{D}$  under  $w = f(z)$ , one does not know the value of  $f'(0)$  directly from the geometry of  $P$ , so instead one assumes that the right edge of  $P$  passes through  $w = 1$ . Consider the mapping  $g(z) = f(z)/f(1)$  which satisfies

$$g(0) = 0, \quad g(1) = 1.$$

We let  $\kappa_1$  and  $\kappa_2$  denote the curvatures of the right and upper edges of  $P = g(\partial\mathbb{D})$ , with midpoints  $p_1 = 1$  and  $p_2 \in i\mathbb{R}^+$ . The basic mapping problem will be to find  $(t, \lambda)$  given  $(\kappa_1, p_2)$ .

*Geometric parameters of  $P$ .* To begin with, we take into account the values which we could readily calculate if we were already given  $(t, \lambda)$ . Write  $w_1 = f(1)$ ,  $w_2 = f(i)$ . We have already seen how to calculate  $w_1 = y_2(1)/y_1(1)$ . For  $w_2$ , observe that by (5),(6),

$$R_{\pi/2-t, -\lambda}(\pm iz) = -R_{t, \lambda}(z). \quad (22)$$

Further,  $w_2/i = f^*(1)$  where  $f^*(z) = -if(iz)$ , and Chain Rule for Schwarzian derivatives gives us

$$S_{f^*}(z) = -S_f(iz) = R_{t', \lambda'}(z).$$

Thus  $w_2$  can be obtained simply by using  $(\pi/2 - t, -\lambda)$  in place of  $(t, \lambda)$  in the calculation of  $w_1$ . This provides us in turn with the desired values

$$p_2 = \frac{w_2}{w_1}$$

and

$$\kappa_1 = \kappa w_1$$

where  $\kappa$  denotes as previously the curvature of the right side of  $(1/w_1)P = f(\mathbb{D})$ . As we have seen, for fixed  $t$  these quantities are power series in  $\lambda$ .

*Calculation based on  $t$  and  $\kappa_1$ .* Now we consider how to calculate  $\lambda$  corresponding to given values of  $t$  and  $\kappa_1$ . We know that

$$\kappa_1 = \kappa f(1) = \kappa \frac{y_2(1)}{y_1(1)},$$

A graph of this function of  $\lambda$  is illustrated in Figure 4. Since the right edge of  $f(\mathbb{D})$  passes through 1, the radius of this edge can never be less than  $1/2$ .

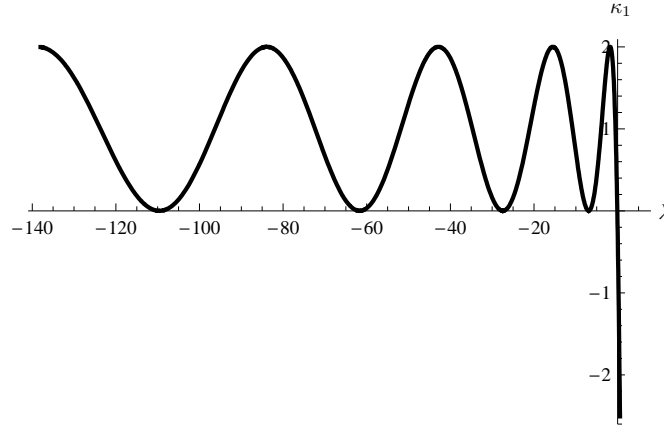


Figure 4: Normalized curvature  $\kappa_1$  as a function of  $\lambda$  for  $t = 0.3\pi$ . As  $\lambda$  passes through the local maxima at height  $\kappa_1 = 2$ , the boundary image  $f(\partial\mathbb{D})$  exhibits the behavior shown in Figure 3(d).

Thus we need only look for values of  $\lambda$  greater than the largest value for which  $\kappa_1 = 2$ .

An obvious method of calculation is to try different values of  $\lambda$ , using  $(t, \lambda)$  to calculate  $\kappa_1$ , and by bisection or another similar method to close in on the desired value of  $\kappa_1$ . However, one can take advantage of the equivalent formulation  $a(\lambda) = 0$  where

$$a(\lambda) = \kappa y_2(1) - \kappa_1 y_1(1). \quad (23)$$

The coefficients of the power series  $a(\lambda)$  are found in terms of known series  $\kappa$ ,  $y_1$ , and  $y_2$  in  $\lambda$  (note that the first term on the right side of (23) is a Cauchy product). Of course, the calculation of  $y_2(1)$  involves the iterated integrals  $X^{(n)}$ , which were not used in the 1-parameter algorithm. Thus the numerical calculation of  $\lambda$  reduces to finding the zero of a polynomial with least absolute value.

Finally we consider the upper midpoint  $p_2$ .

**Lemma 7.1** *For any fixed value of  $\kappa_1 \in \mathbb{R}$ , the geometric parameter  $p_2$  is an increasing function of  $t \in (0, \pi/2)$ .*

*Proof.* Fix  $\kappa_2$ , and let  $t < t'$ . The topological quadrilateral bounded by the unit circle  $\partial\mathbb{D}$  with vertices  $\pm e^{\pm it}$  has conformal module smaller than the one with vertices  $\pm e^{\pm it'}$ . Likewise, the s.c.q.  $P$  whose upper edge meets the imaginary axis in  $iy$  has conformal module smaller than the one meeting in  $iy'$ , when  $y < y'$  (see Figure 5). The statement follows.  $\square$

*Two-parameter algorithm.* We calculate  $(t, \lambda)$  from  $(\kappa_1, p_2)$ . Choose  $t^-$  and  $t^+$  near to 0 and  $\pi/2$ , respectively, so that the desired  $t$  can be sought for in the interval  $t^- < t < t^+$ . Begin with the midpoint  $t = (t^- + t^+)/2$ , and for the three values  $t^-, t, t^+$  each paired with  $\kappa_1$ , find the three corresponding values of  $p_2$  as described above, say  $p^-, p, p^+$ . By Lemma 5, we may repeat the process in whichever of the intervals  $(p^-, p)$  or  $(p, p^+)$  the desired  $p_2$  may be located.

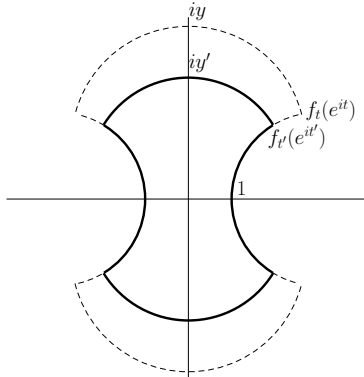


Figure 5: Increasing conformal module of  $P$  corresponding to increasing  $p_2$ .

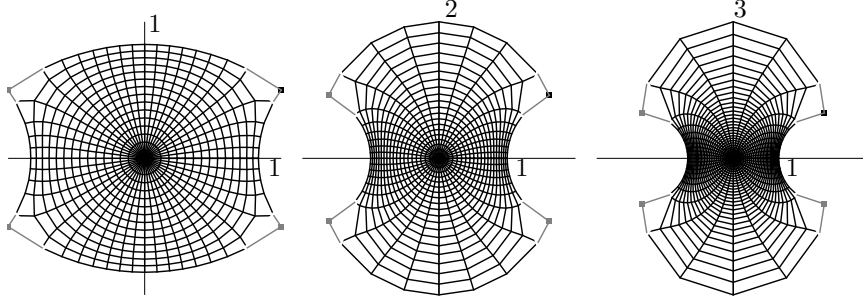


Figure 6: Images  $f(\mathbb{D})$  exhibiting  $\kappa_1 = -1$  and  $p_2 = 1.0, 2.0,$  and  $3.0$  respectively.

In Figure 6 some examples are given of s.c.q.s with prescribed values of  $\kappa_1$  and  $p_2$ , calculated via this two-parameter algorithm.

Variations on the above considerations can easily be devised for finding  $(t, \lambda)$  in terms of  $(\kappa_1, \kappa_2)$ , etc.

## 8 Domain of univalence.

The above considerations permit us to calculate easily the complete set of  $(t, \lambda)$  for which the solution to  $S_f = R_{t, \lambda}$  is univalent on  $\mathbb{D}$ . From the discussion of Figure 3, as  $\lambda$  decreases starting from  $\lambda_\infty$ , the uppermost vertices  $f(e^{it})$ ,  $f(e^{i(\pi/2-t)})$  meet on the positive imaginary axis at a certain critical value  $\lambda = \lambda_{\min}$ . At this value the right and left image edges, being orthogonal to the upper edge, must lie within the extended imaginary axis. From this it follows that  $f(1) = \infty$ ,  $f(-1) = -\infty$ , and consequently  $y_1(1) = 0$ . (Note that  $y_2(1) \neq 0$  by linear independence.) Of course by (20) this implies  $\kappa = 0$ , as was previously discussed. Similarly, as  $\lambda$  increases from  $\lambda_\infty$  the critical value  $\lambda_{\max}$  approximated in Figure 2 is attained when  $f(e^{it})$ ,  $f(e^{-it})$  meet on the

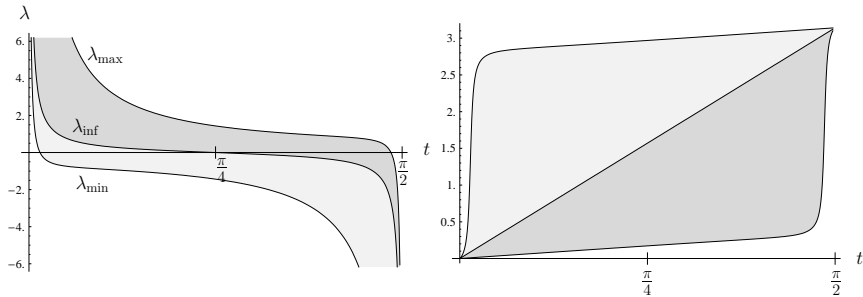


Figure 7: (left) Domain of values of  $(t, \lambda)$  for which the conformal mapping to an s.c.q. is univalent. (right) Domain rescaled by application of  $\operatorname{arccot} 4\lambda$  to the vertical axis.

positive real axis, and  $f(i) = i\infty$ ,  $f(-i) = -i\infty$ , so instead we solve  $y_1(i) = 0$ . In view of (22) this can be solved by using  $\pi/2 - t$  in place of  $t$ . Thus for each  $t \in (0, \pi/2)$  we have values

$$\lambda_{\min}(t) < \lambda_{\infty}(t) < \lambda_{\max}(t)$$

and in fact

$$\lambda_{\min}(\pi/2 - t) = -\lambda_{\max}(t).$$

The domain of univalence  $\{(t, \lambda): \lambda_{\min}(t) \leq t \leq \lambda_{\max}(t)\}$  is shown in Figure 7.

## 9 Numerical Results

Calculations were performed in *Mathematica* 6.0 (Wolfram).

The numerical integrations were carried out by subdividing  $[0, 1]$  into groups of 5 consecutive intervals of length  $1/M$ , and multiplying each group by a matrix equivalent to integrating the degree-5 polynomial passing through the corresponding values of the integrand.

In the calculation of the iterated integrals  $I_n$  determined by functions  $q_0, q_1$  satisfying a bound  $|q_n(z)| \leq K$ , from the definition we have  $|I_n(z)| \leq K(\sup |I_{n-1}|)z$  for  $z \in [0, 1]$ , and thus  $|I_n(z)| \leq K^n z^n/n!$ . From this it is seen that the Taylor coefficients of the power series we are considering tend to zero quite rapidly. Instead of working out here the simple a priori error bounds which result from this, we follow the time-honored procedure of observing how the numerical method actually works. In terms of the two main parameters,  $M$  (the number of subdivisions of  $[0, 1]$ ) and  $N$  (the degree of the polynomial approximation to the power series), the following tables show the precision obtained for different values of  $(t, \lambda)$ . Naturally, as  $|\lambda - \lambda_{\infty}|$  increases, so does the numerical error (recall that each  $\lambda_{\infty}$  tabulated depends on the corresponding value of  $t$ ).

Required values of  $M, N$  for calculation of  $\kappa$  to 5 significant figures

$\lambda = \lambda_{\infty} - 1$			$\lambda = \lambda_{\infty} - 2$			$\lambda = \lambda_{\infty} - 5$		
$t/\pi$	$M$	$N$	$t/\pi$	$M$	$N$	$t/\pi$	$M$	$N$
0.05	40	15	0.05	40	15	0.05	60	15
0.08	25	15	0.08	25	15	0.08	25	15
0.1	15	15	0.1	20	15	0.1	20	15
0.2	10	15	0.2	15	15	0.2	20	15
0.3	10	15	0.3	15	10	0.3	20	15
0.4	10	11	0.4	10	11	0.4	15	15
0.45	10	11	0.45	10	11	0.45	15	15
0.48	10	9	0.48	10	9	0.48	10	12

Required values of  $M, N$  for calculation of  $\kappa$  to 8 significant figures

$\lambda = \lambda_\infty - 1$			$\lambda = \lambda_\infty - 2$			$\lambda = \lambda_\infty - 5$		
$t/\pi$	$M$	$N$	$t/\pi$	$M$	$N$	$t/\pi$	$M$	$N$
0.05	85	25	0.05	90	25	0.05	110	35
0.08	75	25	0.08	65	25	0.08	110	35
0.1	65	25	0.1	50	25	0.1	110	35
0.2	40	25	0.2	30	25	0.2	85	35
0.3	30	20	0.3	25	35	0.3	40	30
0.4	25	15	0.4	25	20	0.4	30	25
0.45	25	15	0.45	25	15	0.45	25	20
0.48	20	15	0.48	25	5	0.48	20	15

One surprising fact is that the algorithm has no difficulty approaching  $t = \pi/2$ , even though the conformal module of the s.c.q. tends to infinity and the well-known crowding phenomenon makes graphing difficult.

In the 1-parameter algorithm, steps 1 and 2 have computational complexity of order  $O(M)$ ; step 3 is  $O(MN)$  and step 4 is  $O(N^2)$ . The solution of roots of polynomials with real coefficients is now a well-refined science which we will not expound upon here; one can use with good results the internal function `NRoots` of *Mathematica*, which we believe has an operation count of the order  $O(N^2)$ . However, it is even simpler to use the standard routine `FindRoot` for finding a single zero of an arbitrary function, giving  $\lambda_\infty$  as the starting point of the search. Each evaluation of the function requires  $O(N)$  arithmetic operations, and the number of evaluations (by a modified form of Newton's method) is less than proportional to the logarithm of the accuracy sought.

While the parameters  $t, \lambda$  have been obtained by the SPPS method, the calculation of the image domains in Figures 2, 3, and 6 are based on the function `NDSolve`, which was used to integrate the second-order linear differential equation along radii of  $\mathbb{D}$ . This is solely for illustration of the image domains, not for application of the algorithms presented here. In these figures the vertices, being singular images, were determined in terms of neighboring boundary points.

The two-parameter algorithm gives no essentially new numerical considerations. The number of iterations of the bisection process corresponds exactly to the desired accuracy, which also determines the choice of  $M, N$  as reflected in the tables above for the calculation of  $\kappa$ .

## 10 Conclusions

P. Brown [B, B'] studied the accessory parameters which govern conformal mapping from the unit disk to a symmetric circular quadrilateral, and gave algorithms for finding these parameters in terms of geometric characteristics of the quadrilateral.

We have introduced an alternative parameter  $\lambda$  in the expression for the Schwarzian derivative of the conformal mapping, and shown that it is identified naturally with a spectral value of a Sturm-Liouville problem with a nonlinear



boundary condition. The SPSS method in [KP] for solving Sturm-Liouville differential equations provides simpler algorithms, especially when the solution for a particular value of the spectral parameter is known a priori, as is the case for the problem considered here.

One advantage of the SPSS approach as compared to other methods is that once the simple procedure of calculating the indefinite integrals is carried out, the problem reduces to finding roots of a polynomial. To find the accessory parameters it is not necessary to evaluate the conformal mapping explicitly at interior points of the domain. Further, the method presented here does not require locating the desired geometric characteristics approximately in a table of previously calculated values as was done in [B'].

Because of the natural relation of the second-order ordinary differential equation to the Schwarzian derivative, we believe that the SPSS approach given here may be applied in a similar way to a wide variety of conformal mapping problems.

## References

- [Bj] P. Bjørstad, E. Eric Grosse, “Conformal mapping of circular arc polygons,” *SIAM J. Sci. Statist. Comput.* **8** (1987) 19–32 MR0873921
- [B] P. Brown, “Mapping onto circular arc polygons,” *Complex Var. Theory Appl.* **50** (2005) 131–154 MR2122750
- [B'] P. Brown, “An investigation of a two parameter problem for conformal maps onto circular arc quadrilaterals,” *Complex Var. Elliptic Equ.* **53** (2008), no. 1, MR2380819
- [DT] T. A. Driscoll, L. N. Trefethen, *Schwarz-Christoffel Mapping*, Cambridge Monographs on Applied and Computational Mathematics, Cambridge University Press, Cambridge (2002) MR1908657
- [He] P. Henrici, *Applied and Computational Complex Analysis*, Vol. 3, Wiley, New York (1986) MR0822470
- [Hi] E. Hille, *Analytic Function Theory*, Vol. 2, Introductions to Higher Mathematics, Ginn and Co., Boston, Mass.–New York–Toronto, Ont. (1962) MR0201608
- [Ho] L. H. Howell, “Numerical conformal mapping of circular arc polygons,” *J. Comput. Appl. Math.* **46** (1993) 7–28 MR1222470
- [KP] V. V. Kravchenko and R. M. Porter, “Spectral parameter power series for Sturm-Liouville problems,” arXiv:0811.4488v1 28 Nov 2008
- [Ne] Z. Nehari, *Conformal Mapping*, McGraw-Hill Book Co., New York-Toronto-London (1952) MR0377031