

On the Topology of Black Lenses

Daisuke IDA

Department of Physics, Gakushuin University, Tokyo 171-8588, Japan

(Received April 23, 2009)

The topological structure of the black holes in 5-dimensional space-times with a horizon diffeomorphic with the lens space has been discussed. It has been shown that such a black hole can emerge from the crease set, which is composed of the plumbings of several 2-spheres, of the event horizon. It has also been shown that such configurations are realized in the Kastor-Traschen solution of the Einstein-Maxwell system.

§1. Introduction

The subject of the present article is the topological structure of the black holes in 5-dimensional space-times with horizons diffeomorphic with lens spaces. The first conclusive result on the topology of the black holes is due to Hawking,¹⁾ who shows under the dominant energy condition that apparent horizons in 4-dimensional space-times must be diffeomorphic with the 2-sphere, or possibly with the 2-torus. The possibility of the torus horizon is later excluded by topological censorship theorem.^{2)–4)}

The Hawking's theorem can be generalized in 5 or greater space-time dimensions as follows; under the dominant energy condition, the apparent horizon admits a metric with positive scalar curvature, or it is Ricci flat. The Ricci flat case, which corresponds to the torus horizon case in 4-dimensions, has not been excluded without stronger assumptions. This possibility, however, seems implausible, so that we will not consider the Ricci flat horizon in what follows. In 5 space-time dimensions, it follows that the allowed horizon topology is S^3 , $S^2 \times S^1$, the lens spaces $L(p, q)$, and the connected sum of finite numbers of their copies.^{5)–7)}

Among these, Emparan and Reall⁸⁾ show that the black hole with $S^2 \times S^1$ horizon, which is usually called the *black ring*, is realized as the solution to the vacuum Einstein equation in the 5-dimensional, stationary and asymptotically flat space-time. The black hole with the lens space horizon in general will be called the *black lens*. It has never been known whether a black lens is realized as a stationary and asymptotically flat solution to the Einstein equation or not.^{9),10)} However, it is easily constructed with looser asymptotic conditions. Since a lens spaces is the quotient space S^3/Γ of the 3-sphere with a finite subgroup Γ of $SO(4)$ acting freely on S^3 , a black lens can be obtained as the quotient space of any spherically symmetric, in the sense that $SO(4)$ acts isometrically on S^3 , black hole space-time, say, of the 5-dimensional Schwarzschild space-time.

For the existence of the black lens, the underlying space should have nontrivial topology, for the black lens cannot be embedded into \mathbf{R}^4 in general. Hence, the topology of the event horizon itself is also topologically nontrivial. To understand

the topological structure of the black lens space-times, the quotient space model stated above is not so helpful. Let us consider the formation of a black lens via the gravitational collapse within the quotient space model. A simple model is obtained from the 5-dimensional Oppenheimer-Snyder model via the identification of points in the S^3 part of the space-time geometry. Then, we will not have a regular Cauchy surface in the quotient space-time. In other words, we will rather have a conical singularity at the symmetric center before, or at the early stage of, the gravitational collapse. Roughly speaking, the topological information has been stuffed into the conical singularity. The main purpose of the present article is to clarify the topological structure of event horizon in 5-dimensional space-times with the black lenses.

This paper is organized as follows. In Sec. 2, the mathematical preliminaries are reviewed, where basic facts on the topological structure of event horizons are summarized, and the lens space and the handle attachment are briefly introduced. In Sec. 3, the special lens space of type $L(p, 1)$ is described as the boundary of the 2-disk bundle over the 2-sphere. In Sec. 4, the general lens space of type $L(p, q)$ and the 4-manifold, which has $L(p, q)$ as the boundary, are described. In Sec. 5, a topological model of the event horizon of the black lens is proposed. In Sec. 6, we show that the 5-dimensional Kastor-Traschen space-time models contain a realization of our model. The section 7 gives conclusion.

§2. Preliminaries

2.1. Event horizons and crease sets

The event horizon in $(n + 1)$ -dimensional space-time M is a n -dimensional submanifold H . It is generated by null geodesics in M without future end points.¹¹⁾ The set consisting of all the past end points of the null geodesic generators of H will be called the *crease set*¹²⁾ and it will be denoted by F (See Fig. 1). In other words, the crease set F is the spot in the space-time from which the event horizon emanates. Clearly, the crease set F is a subset of H . Furthermore, F is an achronal set, for H is a null hypersurface. The event horizon H is in general not smoothly embedded in M , but it rather has a wedge-like structure at the crease set F .

Suppose that there is a global time function $\tau : M \rightarrow \mathbf{R}$ in M , such that $\langle X, d\tau \rangle > 0$ holds for all future pointing nonzero non-space-like vector X . Since each null geodesic generator of H intersects $\tau = \text{const.}$ hypersurface at most once, a point in H is locally parametrized by (τ, x^i) ($i = 1, \dots, n - 1$), where (x^i) parametrize null geodesic generators of H . In what follows, we mainly consider situations where H is within the portion $\tau \geq \tau_0$ for some real constant τ_0 . In other words, we are interested in black holes formed by gravitational collapses.

The portion of the event horizon $H \cap \{\tau \leq \tau_1\}$ ($\tau_1 = \text{const.}$) will be denoted by $W(\tau_1)$. The set $W(\tau_1)$ will be a compact set. The boundary $\dot{W}(\tau_1)$ of $W(\tau_1)$ is called the black hole boundary, or simply the horizon, at the time $\tau = \tau_1$. The topology of the horizon $\dot{W}(\tau)$ will in general change with the time τ . The topology change of the horizon occurs only when the time slice $\tau = \text{const.}$ intersects the crease set F .

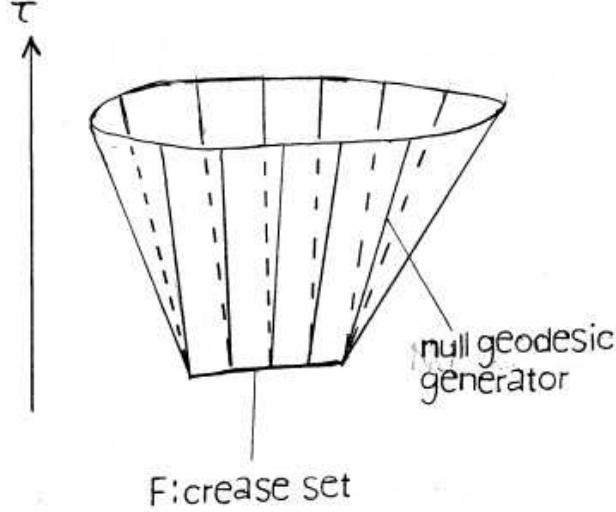


Fig. 1. The crease set F is the subset of the event horizon consisting of all the past end points of the null geodesic generators the event horizon.

Each null geodesic generator $(x^i) = \text{const.}$ has a past end point in F at the time $\tau = \tau_F(x^i)$. Then, the ϵ -neighborhood $N_\epsilon(F)$ of F in H is defined for a positive number ϵ to be the union of all the null geodesic segments $\{(\tau, x^i) \in H; \tau_F(x^i) \leq \tau < \tau_F(x^i) + \epsilon\}$ of the null geodesics generators $(x^i) = \text{const.}$ of H . Since the null geodesic generators of H does not have any caustics apart from $N_\epsilon(F)$, the boundary $\dot{N}_\epsilon(F)$ of $N_\epsilon(F)$ will be homeomorphic with the horizon $\dot{W}(\tau)$ at sufficiently late times. In this sense, we can say that the topological information of the event horizon H is encoded in its crease set F .

Here we give a more definitive characterization of the crease set, which seems to have never appeared in the literature. To state this, let me recall several terminologies in elementary topology. Let X be a topological space and let A be a subset of X . A homotopy $f : X \times [0, 1] \rightarrow X$ is called a *deformation retraction*, if $f(X, 0) = \text{id}_X$, $f(X, 1) \subset A$, and $f(A, 1) = \text{id}_A$ hold, and the subset A is called a *deformation retract* of X . In this terminology, the following statement holds; *the crease set F is a deformation retract of the event horizon H* . This can be seen by introducing the homotopy $f : H \times [0, 1] \rightarrow H$ by

$$f[(\tau, x^i), t] = \begin{cases} (\tau, x^i) & (\tau \leq T(t)) \\ (\max\{T(t), \tau_F(x^i)\}, x^i) & (\tau > T(t)) \end{cases}$$

$$T(t) = \tan \left[\frac{\pi(1 - 2t)}{2} \right]$$

It is easily seen that the homotopy f gives a deformation retraction of H onto F .

A deformation retract A of X has the same homotopy type with X . Therefore, all the homotopy groups of the crease set F are isomorphic with those of the event horizon H . In particular, F is arcwise connected if H is, therefore the black hole horizon at late times is, arcwise connected.

2.2. Lens spaces

Let us for a moment recall how to construct lens spaces. The lens space is a closed 3-manifold obtained by identification of boundaries of a pair of solid toruses. A solid torus V is a product space $S^1 \times D^2$. Let us introduce the coordinate system on V as follows. Let (ρ, ϕ) , $\rho \in [0, 1]$, $\phi \in [0, 2\pi)$ be the polar coordinates on D^2 and let $\theta \in [0, 2\pi)$ be the coordinate on S^1 , where the coordinates ϕ and θ are defined modulo 2π . The coordinates (ρ, ϕ, θ) parametrize points on V . The simple closed curves m and l given by $(\rho, \phi, \theta) = (1, t, 0)$, $t \in [0, 2\pi]$, and by $(\rho, \phi, \theta) = (1, 0, t)$, $t \in [0, 2\pi]$, in the boundary torus $\partial V \simeq T^2$ of V are called meridian and longitude of V , respectively. Any simple closed curve in ∂V is homotopic to a curve $pl + qm$, where p and q are coprime integers or $(p, q) = (0, 0)$.

Let $V' \simeq S^1 \times D^2$ be a copy of V and let (ρ', ϕ', θ') be the corresponding coordinate system on V' , and let m' and l' be the meridian and the longitude of V' , respectively. The boundary of V (V') is parametrized by the coordinates (ϕ, θ) $[(\phi', \theta')]$. Identifying points in ∂V and points in $\partial V'$, a closed 3-manifold is obtained. The identification is defined by a diffeomorphism $f : \partial V \rightarrow \partial V'$ between two toruses. The 3-manifold obtained by this identification will be denoted by $V \cup_f V'$. Let the orientation of V be given such that the coordinate system (ρ, ϕ, θ) is positively ordered, and let the orientation of $V \cup_f V'$ be induced from V . The diffeomorphism type of $V \cup_f V'$ is determined, but not uniquely, by the homotopy class of f within self-diffeomorphisms of T^2 . The homotopy class of f is represented by the map of the form

$$\begin{pmatrix} \phi \\ \theta \end{pmatrix} = A \begin{pmatrix} \phi' \\ \theta' \end{pmatrix} = \begin{pmatrix} q & r \\ p & s \end{pmatrix} \begin{pmatrix} \phi' \\ \theta' \end{pmatrix}$$

where A belongs to $GL(2, \mathbf{Z})$. In particular, p and q are coprime for $qs - pr = \pm 1$ holds. A pair (p, q) of coprime integers determines the homotopy class $[f(m')]$ of the image of the meridian m' on ∂V . In fact, for the parametrization above of A , $[f(m')]$ is written as

$$[f(m')] = p[l] + q[m]$$

where $[\gamma]$ denotes the homotopy class of the closed curve γ in ∂V . For fixed coprime pair (p, q) , there are infinitely many pairs of integers (r, s) such that $qs - pr = \pm 1$ holds. The diffeomorphism type of $V \cup_f V'$ is determined, though still not uniquely, by (p, q) , and it does not depend on the choice of (r, s) . This is seen as follows. Let D be the embedded 2-disk in V' bounded by m' and let $N(D)$ be the tubular neighborhood of D in V' . Let $\bar{f} : \partial V' \cap \partial N(D) \rightarrow \partial V$ be the restriction of f to $\partial V' \cap \partial N(D)$. It is clear that the 3-manifold $V \cup_{\bar{f}} N(D)$ is determined by a pair (p, q) irrespective of the choice of (r, s) . The boundary of $V \cup_{\bar{f}} N(D)$ is the 2-sphere, and the closed manifold $V \cup_f V'$ is obtained from $V \cup_{\bar{f}} N(D)$ and the 3-disk $V' - N(D)$ by identifying their boundary 2-spheres. However, it is known that closed 3-manifold X_1 and X_2 are diffeomorphic if $X_1 - \text{int} D^3$ and $X_2 - \text{int} D^3$ are diffeomorphic, where $X_i - \text{int} D^3$ denotes the complement of the embedded open 3-disk in X_i , for $i = 1, 2$. It follows that $V \cup_f V'$ is uniquely determined by $V \cup_{\bar{f}} N(D)$ and hence only by a pair (p, q) .

The oriented closed 3-manifold $V \cup_f V'$ characterized by Eq. (2.1) is denoted by $L(p, q)$ and it is called the *lens space of type (p, q)* . Note that we can always take $p \geq 0$ for $L(p, q) \simeq L(-p, -q)$ follows from the definition. Note also that $L(p, q) \simeq L(p, -q)$ by orientation reversing diffeomorphism. It is known that two lens spaces $L(p, q)$ and $L(p', q')$ ($p, p' \geq 0$) are diffeomorphic, if and only if (i) $p = p'$ and (ii) $q = \pm q' \pmod{p}$ or $qq' = \pm 1 \pmod{p}$ hold.

2.3. 2-handle attachments

In the author's previous work¹⁴⁾ on the event horizon, the elementary process of the topology change of the black holes is understood as the handle attachment, where building blocks of the event horizon are played by m -handles ($0 \leq m \leq n-1$) for $(n+1)$ -dimensional space-times. In our model of the black lens, only the 2-handle attachment is relevant, so that we explain the 2-handle attachment to some extent. We consider the 5-dimensional black hole space-times. Suppose that the event horizon changes its topology at the time $\tau = \tau_1$. Then, the topology change is described by a handle attachment. Let this be described by the 2-handle attachment.

The 2-handle is the 4-disk regarded as the product space $D' \times D''$, where both D' and D'' are topological 2-disks, and it is denoted by h_2 . The part $\tau \leq \tau_1$ of the event horizon $W(\tau_1)$ changes its topology by attaching the 2-handle h_2 along its boundary, which is called the *2-handle attachment*. The 2-handle attachment is specified by the embedding $f : \partial D' \times D'' \rightarrow \partial W(\tau_1)$, of the solid torus into the boundary of $W(\tau_1)$, which is called the *gluing map*. The new 4-space is obtained from the disjoint union $W(\tau_1) \sqcup h_2$ via the identification $x \sim f(x)$ for all $x \in \partial D' \times D''$, and it is denoted by $W(\tau_1) \cup_f h_2$ (See Fig. 2).

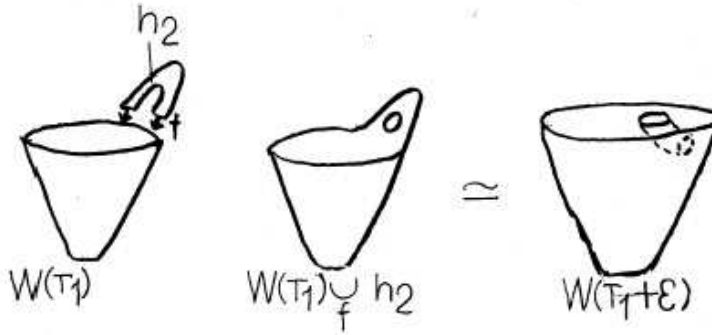


Fig. 2. The topology change of the event horizon can be regarded as the handle attachment. The attachment of the 2-handle h_2 to the 4-dimensional event horizon $W(\tau_1)$ at the time $\tau = \tau_1$ is schematically depicted. In this figure, 2 dimensions are omitted, where h_2 becomes $D^1 \times D^1$ instead of $D^2 \times D^2$.

The part of the event horizon $W(\tau_1 + \epsilon)$ for a small positive number ϵ is by definition homeomorphic with $W(\tau_1) \cup_f h_2$.

§3. $L(p, 1) = S^3/Z_p$ horizons

The most simple lens space black hole evolves from a crease set homeomorphic with S^2 . The subject of this section is the black hole of which spatial section is diffeomorphic with special lens space $L(p, 1)$ at late times. Since the lens space cannot be embedded in \mathbf{R}^4 , the space-time which has lens space horizon must be topologically nontrivial. Then, the ϵ -neighborhood of the crease set in the event horizon may not be the direct product space $S^2 \times D^2$, but in general is D^2 bundle over S^2 .

The D^2 bundle over S^2 is constructed in the following way. Let U_1 and U_2 be a pair of the unit 2-disks, and consider the product bundles $B_1 = U_1 \times F_1$ and $B_2 = U_2 \times F_2$, where F_1 and F_2 are the unit 2-disks. The coordinate system on B_i is given by $(r_i, \theta_i, \rho_i, \phi_i)$, $(r_i, \rho_i \leq 1)$, such that (r_i, θ_i) is the polar coordinate system on U_i and (ρ_i, ϕ_i) the polar coordinate system on F_i , for $i = 1, 2$. The D^2 bundle over S^2 is obtained from B_1 and B_2 via the identification as follows; a point $(r_1, \theta_1, \rho_1, \phi_1)$ on B_1 and a point $(r_2, \theta_2, \rho_2, \phi_2)$ on B_2 are identified if

$$\begin{aligned} r_1 &= r_2 = 1 \\ \theta_1 &= \theta_2 \\ \rho_1 &= \rho_2 \\ \phi_1 &= \phi_2 + p\theta_2 \end{aligned} \tag{3.1}$$

hold, where $p \in \mathbf{Z}$. It is known that any D^2 bundle over S^2 is equivalent with one those constructed above, hence it is characterized by an integer p . This integer p is

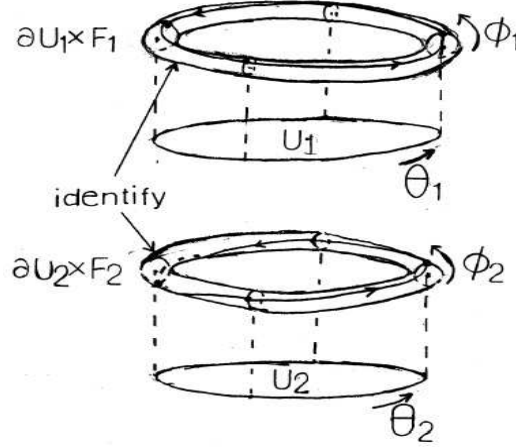


Fig. 3. The construction of the D^2 bundle over S^2 . The parts $\partial U_i \times F_i$ ($i = 1, 2$) of the product spaces $U_i \times F_i$ are depicted. The D^2 bundle over S^2 is obtained from this pair of the product spaces via the identification between the solid toruses $\partial U_1 \times F_1$ and $\partial U_2 \times F_2$. This figure illustrates $p = 1$ case, where the identification is made such that the closed curve drawn on the torus $\partial U_1 \times \partial F_1$ is identified with the closed curve drawn on the torus $\partial U_2 \times \partial F_2$

called the Euler number of the associated \mathbf{R}^2 bundle. Let M_p denote the D^2 bundle

over S^2 so constructed.

The boundary ∂M_p of the 4-manifold M_p is diffeomorphic with the lens space $L(p, 1)$. This can be seen as follows. The boundary of the product space $U_i \times F_i$ is composed of a pair of solid toruses $V_i = U_i \times \partial F_i$ and $\tilde{V}_i = \partial U_i \times F_i$, and

$$\begin{aligned}\partial B_i &= V_i \cup \tilde{V}_i \\ V_i \cap \tilde{V}_i &= \partial V_i = \partial \tilde{V}_i\end{aligned}$$

hold, for $i = 1, 2$. Noting that M_p is the disjoint union $B_1 \sqcup B_2$ with the identification $f : V_2 \rightarrow \tilde{V}_1$ defined by Eqs. (3·2), it is seen that

$$\begin{aligned}\partial M_p &= V_1 \cup \tilde{V}_2 \\ V_1 \cap \tilde{V}_2 &= \partial V_1 = \partial \tilde{V}_2\end{aligned}$$

hold in M_p . In other words, ∂M_p is the closed 3-manifold obtained by gluing boundaries of a pair of solid toruses V_1 and \tilde{V}_2 . Hence, ∂M_p is a lens space. To see that $\partial M_p \simeq L(p, 1)$, it is sufficient to note that f maps the meridian \tilde{m}_2 of \tilde{V}_2 onto the closed curve homotopic to $pl_1 + m_1$ in ∂V_1 , where l_1 and m_1 are the longitude and the meridian of V_1 , respectively. In fact, \tilde{m}_2 is written as $(r_2, \theta_2, \rho_2, \phi_2) = (1, t, 1, 0)$ ($t \in [0, 2\pi]$), and its image under f is $(r_1, \theta_1, \rho_1, \phi_1) = (1, t, 1, pt)$, ($t \in [0, 2\pi]$), which is homotopic to $pl_1 + m_1$ in ∂V_1 .

The 4-manifold M_p can be considered as the topological model of the event horizon which becomes lens space black hole diffeomorphic with $L(p, 1) \simeq S^3/\mathbf{Z}_p$ at late times. In fact, M_p is the tubular neighborhood of $U_1 \cup U_2 \simeq S^2$ and the boundary ∂M_p is the S^1 bundle over S^2 , which is diffeomorphic with $L(p, 1)$. Then, the crease set of the event horizon can be regarded as corresponding to the base space S^2 of M_p .

The 4-manifold M_0 is considered as the model of the event horizon which evolves into the black ring. Since M_0 is the product bundle $S^2 \times D^2$, its boundary is $S^2 \times S^1$. This example shows that there are at least two topologically distinct processes in the formation of a black ring. The first example, which is perhaps most intuitive one, is the gravitational collapse of the massive object with the shape of a circle $S^1 \times D^3$ with finite thickness in the 5-dimensional Minkowski background. When the gravitational collapse occurs first in the inward direction of D^3 , the black ring will be formed, and the event horizon will emanate from the S^1 crease set. The another example, which might be less intuitive, is given by the present model M_0 . Consider the gravitational collapse of the massive object with the shape of a 2-sphere $S^2 \times D^2$ with finite thickness in the 5-dimensional Minkowski background space-time. When the D^2 part collapses first, the black ring will again be formed. In this time, the crease set will be a 2-sphere. Roughly speaking, the former example corresponds to the formation of a thin black ring in the sense that the radius of the S^1 is larger than that of S^2 and the latter that of a thick one vice versa.

On the other hand, the 4-manifold M_1 can be considered as the model of the event horizon which has the $L(1, 1) \simeq S^3$ spatial section at late times. The S^1 bundle over S^2 , $\partial M_1 = L(1, 1)$, is diffeomorphic with S^3 , which is known as the

Hopf fibration of S^3 . This example shows that the event horizon evolving into an S^3 black hole need not be homeomorphic with 4-disk. In fact, M_1 cannot be a 4-disk, since it has an incompressible 2-sphere $U_1 \times \{0\} \cup U_2 \times \{0\}$ as its submanifold. This situation can be contrasted with that in the 4-dimensional general relativity as follows. In 4-dimensional space-times, the event horizon H , which evolves into an S^2 black hole, must be the topological 3-disk and the crease set must be contractible to a point in H .

In general, the boundary of M_p is the lens space $L(p, 1)$. Hence M_p can be regarded as the topological model of the event horizon which evolves into a black hole with $L(p, 1)$ horizon at late times. The construction above of M_p is exactly the 2-handle attachment to B_1 , when B_2 is viewed as the 2-handle h_2 . Thus, the formation of the $L(p, 1)$ horizon can be regarded as the 2-handle attachment to the D^4 event horizon.

§4. A construction of general lens space

In the previous section, the formation of the $L(p, 1)$ black hole is described as a 2-handle attachment to a 4-disk. We show in the next section that a topological model of formation of $L(p, q)$ horizons for general (p, q) is obtained by several 2-handle attachments to a 4-disk. For this purpose, let us for a moment make purely 3-dimensional argument on the boundary of the event horizon.

4.1. Dehn surgery

Consider the effect on the boundary ∂M of the 4-manifold M caused by the 2-handle attachment. It removes a solid torus V from ∂M , and puts another solid torus V' back, by gluing boundary torus $\partial(\partial M - \text{int} V)$ and $\partial V'$ together. In general, the operation, which removes a solid torus from a 3-manifold and glues another solid torus back along the boundary toruses, is called the *Dehn surgery* (See Fig. 4). Noting that the complement of an open solid torus in the 3-sphere is again a solid torus, it is understood that the general lens space is obtained by performing the Dehn surgery once in the 3-sphere.

Let V be the solid torus embedded in the 3-manifold X without boundary and let V' be another solid torus. Let l (l') and m (m') be the longitude and the meridian of V (V'), respectively. The Dehn surgery of X is determined by the diffeomorphism $f : \partial V' \rightarrow \partial V$ of the torus. The resultant 3-manifold is the disjoint union $(X - \text{int} V) \sqcup V'$ with the identification defined by f , and it will be denoted by $X' = (X - \text{int} V) \cup_f V'$. Let the orientation of X' be that induced from X . By argument in Sec. (2.2), the diffeomorphism type of X' is determined by the homotopy class $[f(m')]$ in ∂V of the image of the meridian of V' under f . It is written as

$$[f(m')] = p[m] + q[l]$$

in terms of coprime integers p and q . Then, the rational number $r = p/q$ ($r = \infty$, when $q = 0$) is called the *surgery coefficient*. Note that the change of the boundary associated with the 2-handle attachment to the 4-manifold corresponds to the Dehn surgery with the integral surgery coefficient. Note also that, when $q = 0$, p must be

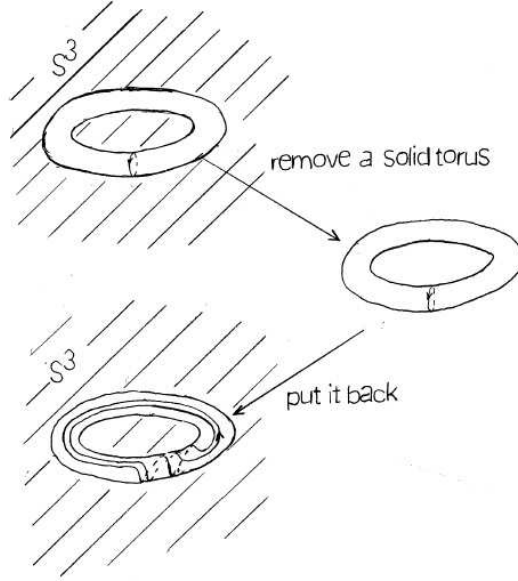


Fig. 4. The Dehn surgery in S^3 is depicted. The solid torus is put back such that the meridian is mapped onto the closed curve indicated in the figure.

unity for $f(m')$ to be a simple closed curve in ∂V , and the resultant 3-manifold X' is diffeomorphic with X . In other words, the Dehn surgery with $r = \infty$ has no effect.

It is convenient to introduce a pictorial representation of the Dehn surgery. The Dehn surgery is depicted as the circle in the closed 3-manifold X with the coefficient. In the same notation above, let the orientation of the solid torus on V be that induced from X . Regarding V as $D^2 \times S^1$, introduce the coordinate system (ρ, ϕ, θ) , $\rho \in [0, \epsilon]$, $\phi \in [0, 2\pi)$, $\theta \in [0, 2\pi)$ on V , such that (ρ, ϕ) is the polar coordinate system on D^2 and θ parametrizes S^1 and that the coordinates (ρ, ϕ, θ) are positively ordered. In terms of the coordinates, the longitude l of V is written as $(\rho, \phi, \theta) = (\epsilon, 0, t)$, $t \in [0, 2\pi]$ and the meridian m of V , $(\rho, \phi, \theta) = (\epsilon, t, 0)$, $t \in [0, 2\pi]$. Then, the Dehn surgery is depicted as the circle $(\rho, \phi, \theta) = (0, 0, t)$, $t \in [0, 2\pi]$, which is the central circle of V with the surgery coefficient $r = p/q$ written near the circle. (Fig. 5)

If we take $X = S^3$, a single circle labeled by $r = p/q$ represents the lens space $L(p, q)$. This is seen from the expression $X' = (S^3 - \text{int} V) \cup_f V'$, noting that $S^3 - \text{int} V$ is the solid torus. In general, all closed orientable 3-manifold can be obtained by Dehn surgeries associated with some link in the 3-sphere consisting of circles with coefficients. The diagram of such link in the 3-sphere is called the *Kirby diagram*¹³⁾ of the corresponding closed orientable 3-manifold.

4.2. The Hopf link in 3-sphere

In the next three subsections, we will see that all lens spaces can be obtained by several Dehn surgeries in the 3-sphere only with integer surgery coefficients. The number of the integer Dehn surgeries required depend on the type (p, q) of lens space. In a simple case when the required number of the integer Dehn surgeries is two, it is

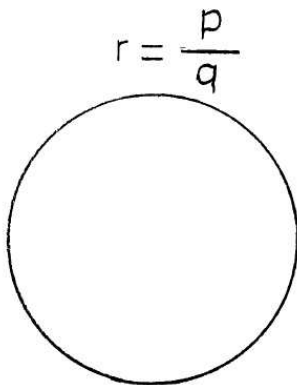


Fig. 5. The Dehn surgery is depicted as a circle with a coefficient.

represented by a pair of circles linked together exactly once, which is usually called the *Hopf link*, in the 3-sphere (Fig. 4.2). To study the Hopf link in the 3-sphere, let

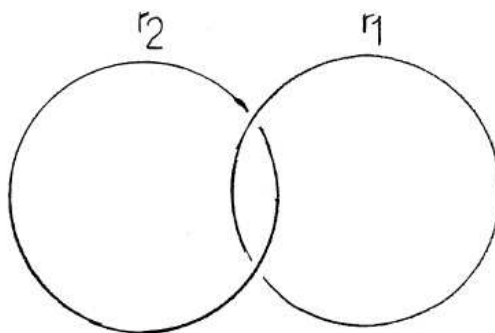


Fig. 6. The Hopf link in 3-sphere.

us introduce the coordinate system in the 3-sphere. Since $S^3 - \{\text{a point}\} \simeq \mathbf{R}^3$, points in $S^3 - \{\text{a point}\}$ can be parametrized by the Euclidean coordinates (x, y, z) . The preferred coordinate system here is the *torus coordinates* (τ, ϕ, θ) , which we call. The torus coordinate system is defined in terms of the cylindrical coordinates (ρ, ϑ, ζ)

$$x = \rho \cos \vartheta, \quad y = \rho \sin \vartheta, \quad z = \zeta$$

by

$$\tau = \frac{(\rho - 1)^2 + \zeta^2}{\rho}$$

$$\phi = \begin{cases} \frac{\pi}{2} \left[1 + \frac{\rho^2 + \zeta^2 - 1}{\sqrt{(\rho^2 + \zeta^2 - 1)^2 + 4\zeta^2}} \right] & (\zeta \geq 0) \\ -\frac{\pi}{2} \left[1 + \frac{\rho^2 + \zeta^2 - 1}{\sqrt{(\rho^2 + \zeta^2 - 1)^2 + 4\zeta^2}} \right] & (\zeta < 0) \end{cases}$$

$$\theta = \vartheta$$

where the coordinates ϕ and θ are identified modulo 2π . Each surface $\tau = \text{const.}$ is a torus parametrized by (ϕ, θ) (See Fig. 7). Consider the region $W : \{\epsilon < \tau < 1/\epsilon\}$,

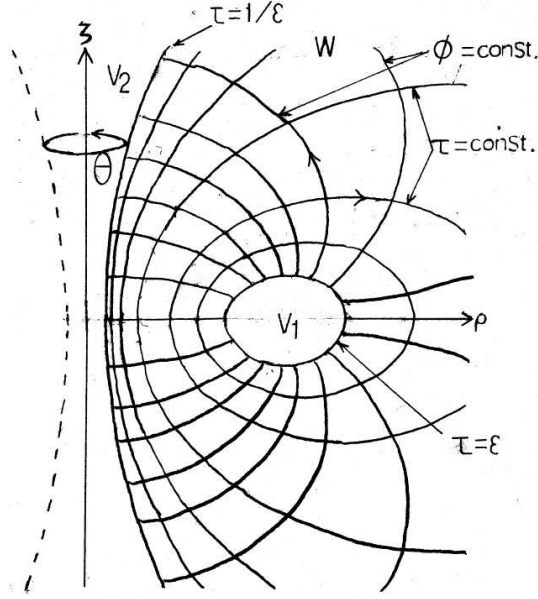


Fig. 7. The torus coordinate system (τ, ϕ, θ) is illustrated in \mathbf{R}^3 . The regions V_1 and V_2 indicated in the figure are solid toruses in $S^3 = \mathbf{R}^3 \cup \{\infty\}$.

where ϵ is a positive number strictly less than unity. The torus coordinate system (τ, ϕ, θ) is regular in W . The closure of the complement $S^3 - W$ of W in S^3 consists of two solid toruses V_1 and V_2 with the central circles $C_1 : \{(\rho, \zeta) = (1, 0)\}$ and $C_2 : \{\rho = 0\}$, respectively, in terms of the cylindrical coordinates. The meridian m_1 and the longitude l_1 of the solid torus V_1 are given by

$$m_1 : (\tau, \phi, \theta) = (\epsilon, 0, t) \quad (t \in [0, 2\pi])$$

$$l_1 : (\tau, \phi, \theta) = (\epsilon, t, 0) \quad (t \in [0, 2\pi])$$

respectively, while the meridian m_2 and the longitude l_2 of the solid torus V_2 are given by

$$m_2 : (\tau, \phi, \theta) = (1/\epsilon, t, 0) \quad (t \in [0, 2\pi])$$

$$l_2 : (\tau, \phi, \theta) = (1/\epsilon, 0, t) \quad (t \in [0, 2\pi])$$

respectively. Let V'_1 and V'_2 be solid toruses, and let m'_1 and m'_2 be the meridian of V'_1 and V'_2 , respectively. Let $f_i : \partial V'_i \rightarrow \partial V_i$ ($i = 1, 2$) be diffeomorphism of torus. Then, the Dehn surgery is determined by $W' = (W \cup_{f_1} V'_1) \cup_{f_2} V'_2$, which is the disjoint union $W \sqcup V'_1 \sqcup V'_2$ with identification given by f_1 and f_2 . The diffeomorphism type

of W' is determined by the homotopy classes $[f_1(m'_1)]$ and $[f_2(m'_2)]$ in ∂W . They can be written as

$$\begin{aligned} [f_1(m'_1)] &= p_1[m_1] + q_1[l_1] \\ [f_2(m'_2)] &= p_2[m_2] + q_2[l_2] \end{aligned}$$

The Dehn surgery determined by f_1 and f_2 is represented as two circles linked together, one with coefficient $r_1 = p_1/q_1$ and the other with $r_2 = p_2/q_2$. (See Fig. 8)

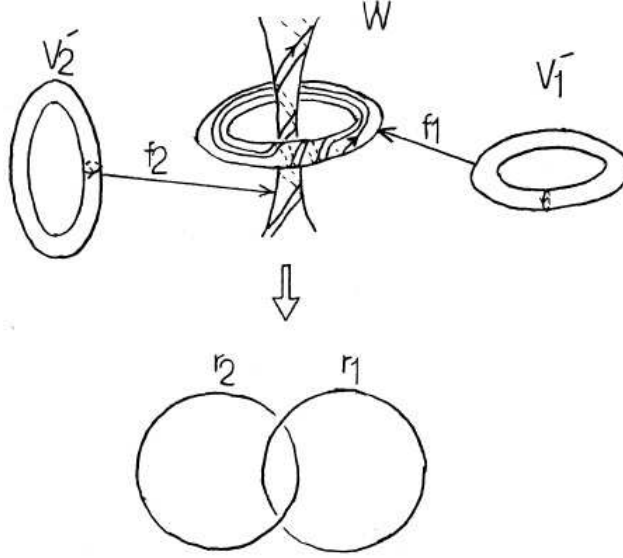


Fig. 8. The 3-manifold $W' = (W \cup_{f_1} V_1') \cup_{f_2} V_2'$ is represented as the Hopf link in S^3 .

4.3. S-transformation

Here we show that the same 3-manifold is obtained, if the pair (r_1, r_2) of the surgery coefficients are replaced by the pair $(-1/r_2, -1/r_1)$. To see this, consider the following embedding of W into the 3-sphere. Let \bar{S} be another 3-sphere, and let $(\bar{\tau}, \bar{\phi}, \bar{\theta})$ denote the torus coordinate system on \bar{S} . Similarly, the copy of $V_1, V_2, m_1, l_1, m_2, l_2$ in \bar{S} are denoted as $\bar{V}_1, \bar{V}_2, \bar{m}_1, \bar{l}_1, \bar{m}_2, \bar{l}_2$, respectively. Define the embedding $\psi : W \rightarrow \bar{S}$ by

$$\begin{aligned} \bar{\tau} &= 1/\tau \\ \bar{\phi} &= \phi \\ \bar{\theta} &= -\theta \end{aligned}$$

This transformation exchanges the roles of the meridian and the longitude. In other words,

$$\psi(m_1) = \bar{l}_2$$

$$\begin{aligned}\psi(l_1) &= -\overline{m}_2 \\ \psi(m_2) &= -\overline{l}_1 \\ \psi(l_2) &= \overline{m}_1\end{aligned}$$

hold, where we use the same notation ψ for the map between oriented curves induced by ψ . Therefore, the homotopy classes $[f_1(m'_1)]$ and $[f_2(m'_2)]$ in ∂W are mapped to the homotopy classes

$$\begin{aligned}[\tilde{f}_2(m'_1)] &= p_1[\psi(m_1)] + q_1[\psi(l_1)] = p_1[\overline{l}_2] - q_1[\overline{m}_2] \\ [\tilde{f}_1(m'_2)] &= p_2[\psi(m_2)] + q_2[\psi(l_2)] = -p_2[\overline{l}_1] + q_2[\overline{m}_1]\end{aligned}$$

in ∂W , respectively, where $\tilde{f}_1 = \psi \circ f_2$ and $\tilde{f}_2 = \psi \circ f_1$ are defined. Clearly, $\overline{W}' = (\psi(W) \cup_{\overline{f}_1} V'_2) \cup_{\overline{f}_2} V'_1$ is diffeomorphic with W' . Hence, the pair of surgery coefficients (r_1, r_2) can be replaced by the pair $(-1/r_2, -1/r_1)$ without affecting the diffeomorphism type of the corresponding 3-manifold. Let us call this operation for a Hopf link S.

$$(r_1, r_2) \xrightarrow{S} \left(-\frac{1}{r_2}, -\frac{1}{r_1}\right) \quad (4.1)$$

4.4. T^n -transformation

Next we show that the linked circles with coefficients (r_1, r_2) can be replaced also by $(r_1 + n, (n + 1/r_2)^{-1})$ for $n \in \mathbf{Z}$. Consider the embedding $\sigma : W \rightarrow \overline{S}$ given by

$$\begin{aligned}\overline{\tau} &= \tau \\ \overline{\phi} &= \phi + n\theta \\ \overline{\theta} &= \theta\end{aligned}$$

where n is an integer. By this transformation, the images of m_i and l_i ($i = 1, 2$) are

$$\begin{aligned}\sigma(m_1) &= \overline{m}_1 \\ \sigma(l_1) &= n\overline{m}_1 + \overline{l}_1 \\ \sigma(m_2) &= \overline{m}_2 + n\overline{l}_2 \\ \sigma(l_2) &= \overline{l}_2\end{aligned}$$

respectively. Therefore, the homotopy classes $[f_1(m'_1)]$ and $[f_2(m'_2)]$ in ∂W are mapped to the homotopy classes

$$\begin{aligned}[\widehat{f}_1(m'_1)] &= p_1[\sigma(m_1)] + q_1[\sigma(l_1)] = (p_1 + nq_1)[\overline{m}_1] + q_1[\overline{l}_1] \\ [\widehat{f}_2(m'_2)] &= p_2[\sigma(m_2)] + q_2[\sigma(l_2)] = p_2[\overline{m}_2] + (np_2 + q_2)[\overline{l}_2]\end{aligned}$$

in $\partial \overline{W}$, respectively, where $\widehat{f}_1 = \sigma \circ f_1$ and $\widehat{f}_2 = \sigma \circ f_2$ are defined. It follows that the pair (r_1, r_2) of surgery coefficients can be replaced by the pair $(r_1 + n, (n + 1/r_2)^{-1})$

without affecting the diffeomorphism type of the corresponding 3-manifold. Let us call this transformation of surgery coefficients T^n .

$$(r_1, r_2) \xrightarrow{T^n} \left(r_1 + n, \frac{1}{n + \frac{1}{r_2}} \right) \quad (4.2)$$

4.5. General lens space

The general lens space is represented by the finite number of linearly aligned linked circles each with an integral coefficient as in Fig. 9. To see this, let us verify

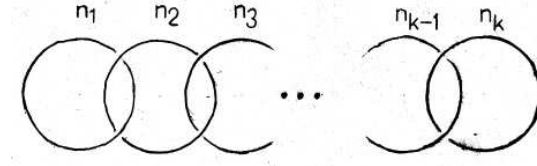


Fig. 9. The lens space of type (p, q) is represented by the Kirby diagram of linearly aligned linked circles with integral coefficients.

a procedure to eliminate a single circle from the links. First, consider a pair of linked circles one with integral coefficient n and the other with rational coefficient r . According to the setting in the present section, let the circles labeled by n and r be located at $\tau = 0$ and $\tau = \infty$, respectively. This corresponds to the pair of surgery coefficients (n, r) . This pair is equivalent with the pair $(-1/r, -1/n)$ via the S-transformation, and further it is equivalent with the pair $(n - 1/r, \infty)$ via the successive T^n -transformation.

$$(n, r) \xrightarrow{S} \left(-\frac{1}{r}, -\frac{1}{n} \right) \xrightarrow{T^n} \left(n - \frac{1}{r}, \infty \right)$$

This is equivalent with the single circle with rational coefficient $n - 1/r$, for the circle with a coefficient ∞ can be eliminated.

Next, let us consider the situation, where other components consisting of labeled circles, which are denoted by L as a whole, are present besides the pair (n, r) above. Assume that any labeled circle in L is not linked with the circle labeled by r . In other words, the existence of an embedded 2-disk in the 3-sphere, which is bounded by the circle labeled by r and does not intersect L , is assumed. Let the circles labeled by n and r be located at $\tau = 0$ and $\tau = \infty$, respectively, as above. Then, we can assume that L is entirely located in the interior of the thin solid torus V_0 determined by $(1 - \tau)^2 + \theta^2 \leq \delta$, where δ is a small positive number such that V_0 is within the interior of W (See Fig. 10). Let us see the effects of S and T^n -transformations on L . Note that all points on the central circle C_0 of V_0 given by $(\tau, \phi, \theta) = (1, t, 0)$, $t \in [0, 2\pi]$ are fixed points under S and T^n . The effect of S-transformation on V_0 is essentially a composition of reflections in τ and θ directions with respect to C_0 , which is just simultaneous 180° rotations of the meridian disks given by $\phi = \text{const.}$ of V_0 . Therefore, the structure of L remains unchanged under S-transformation. The

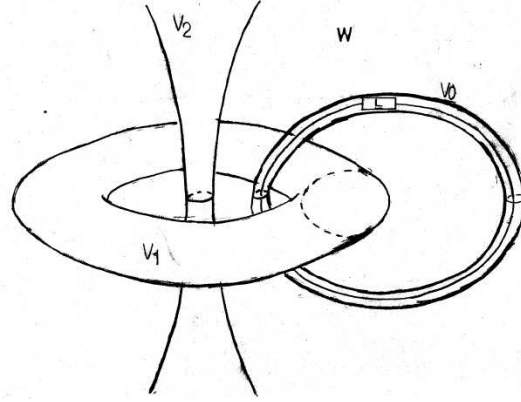


Fig. 10. The location of the solid torus V_0 in W is depicted. The structure of links within V_0 , denoted by L in the figure, does not change under the S and T^n -transformations.

effect of T^n -transformation on V_0 is distortion of the annuluses given by $\tau = \text{const.}$ in terms of the element of $SL(2, \mathbf{R})$ in the (ϕ, θ) -plane. Hence, the structure of L remains unchanged also under T^n .

We are now in position to confirm that linearly aligned linked circles, as in Fig. 9, each labeled by integer are equivalent with a single labeled circle with a rational coefficient. Let us represent these linked circles by the ordered surgery coefficients (n_1, n_2, \dots, n_k) . Identify the pair of circles labeled by (n_{k-1}, n_k) with the pair (n, r) above, and regard the remaining circles (n_1, \dots, n_{k-2}) as L . Then, the S followed by $T^{n_{k-1}}$ results in linked circles $(n_1, \dots, n_{k-2}, n_{k-1} - 1/n_k)$ consisting of fewer circles by one. By recursive procedures, we end at the single circle with the coefficient

$$r = n_1 - \frac{1}{n_2 - \frac{1}{n_3 - \frac{1}{\dots n_{k-1} - \frac{1}{n_k}}}}$$

This procedure is called the *rational blow down* in the literature. Conversely, for given a circle labeled by a rational number r , there is an equivalent Kirby diagram consisting of a finite number of linearly aligned linked circles with integral coefficients. Hence, any lens space can be constructed by several Dehn surgeries with integral coefficients (See Fig. 11).

§5. The model of black lenses

Let us consider the 4-manifold which has the lens space as its boundary as a model describing lens space black holes. As explained in Secs. 3 and 4, the Kirby diagram of a single circle with integer coefficient p represents the lens space $L(p, 1)$ and it is realized as the boundary of the 2-disk bundle M_p over the 2-sphere. Correspondingly, M_p is constructed by the 2-handle attachment to the 4-disk. The construction is as following. The Kirby diagram is regarded as that in the boundary

$$\begin{aligned}
& \begin{array}{c} n_1 \quad n_2 \qquad \qquad n_{k-1} \quad n_k \\ \text{Linked circles} \end{array} \\
&= \begin{array}{c} n_1 \quad n_2 \qquad \qquad n_{k-1} - \frac{1}{n_k} \\ \text{Linked circles} \end{array} \\
&\quad \vdots \\
&= \begin{array}{c} n_1 \qquad n_2 - \frac{1}{\dots n_{k-1} - \frac{1}{n_k}} \\ \text{Linked circles} \end{array} \\
&= \begin{array}{c} \text{Single circle} \quad n_1 - \frac{1}{n_2 - \frac{1}{\dots n_{k-1} - \frac{1}{n_k}}} \end{array}
\end{aligned}$$

Fig. 11. The procedure reducing linked circles into a single circle is illustrated. Linked circles in every line represent the same 3-manifold.

3-sphere in the 4-disk. The attaching circle for the 2-handle attachment is the circle, denoted by C , of the Kirby diagram. Let V be the solid torus, which is the tubular neighborhood of C in ∂D^4 and let V' be the solid torus $D^2 \times \partial D^2$ in the boundary of h_2 , when h_2 is written as $D^2 \times D^2$. Then, the attaching map f is the diffeomorphism of V' onto V , and it is determined by the integer coefficient p labeling the circle, in such a way that the image of the longitude l' of V' under f is homotopic to the curve $l + pm$ in ∂V ,

$$[f(l')] = [l] + p[m]$$

where l and m denote the longitude and meridian of V , respectively. This is precisely equivalent with the construction of M_p explained in Sec. 3

Next, let us consider the 4-manifold corresponding to the Kirby diagram of the Hopf link consisting of the circles C and C' with integer coefficients p and p' , respectively. It is constructed by 2-handle attachments twice to the 4-disk. This 4-disk can be considered as the product space $D^2 \times D^2$. Let us introduce the coordinate system (r, θ, ρ, ϕ) in $D^2 \times D^2$, where (r, θ) $r \in [0, 1]$, $\theta \in [0, 2\pi]$ [*resp.* (ρ, ϕ) , $\rho \in [0, 1]$, $\phi \in [0, 2\pi]$] is the polar coordinate system in D^2 of the first (*resp.* second) factor of $D^2 \times D^2$. The attaching circles C and C' can be regarded as being located at $C : \{r = 1, \rho = 0\}$ and $C' : \{r = 0, \rho = 1\}$, respectively, where two circles C and C' are linked together exactly once in the boundary 3-sphere of $D^2 \times D^2$. To see that C and C' together form a Hopf link in $\partial(D^2 \times D^2)$, note that C' is homotopic to the circle $C'' : \{r = 1, \phi = 0, \rho = 1\}$ in $\partial(D^2 \times D^2) - C$. Clearly, C'' bounds the 2-disk $\{r = 1, \phi = 0\}$ in $\partial(D^2 \times D^2)$, and intersects C exactly once. This implies that C and C'' , and hence C and C' , form a Hopf link in $\partial(D^2 \times D^2)$.

First, the 2-handle is attached along C . Then, we obtain the 2-disk bundle M_p over the 2-sphere as explained in this section above. The coordinates (r, θ) parametrize (the half of) the base space of M_p and (ρ, ϕ) parametrize its fibre. Next, the 2-handle is attached to M_p along C' . The resultant 4-manifold will be denoted

by $M_{(p,p')}$. However, we can also exchange the order of these 2-handle attachments. If we performed the first 2-handle attachment along C' , we would obtain the 2-disk bundle $M_{p'}$ first. Then, the coordinates (r, θ) would parametrize the fibre of $M_{p'}$ and (ρ, ϕ) would parametrize (the half of) its base space. From this observation, the 4-manifold $M_{(p,p')}$ turns out to be the disjoint union $M_p \sqcup M_{p'}$ with identification given by the gluing map

$$g : U \times F \rightarrow U' \times F'; \quad (x, y) \mapsto (x', y') = (y, x)$$

where U (U') is the 2-disk embedded in the base space of M_p ($M_{p'}$) and F (F') is its 2-disk fibre. In other words, the diffeomorphism g identifies the fibre F of $U \times F$ with the base space U' of $U' \times F'$, and the base space U of $U \times F$ with the fibre F' of $U' \times F'$. This type of operation to patch a pair of 2-disk bundles over the 2-sphere together, is called the *plumbing*, and the 4-manifold obtained by the plumbing is called the plumbing manifold (See Fig. 12). The plumbing manifold $M_{(p,p')}$ is no

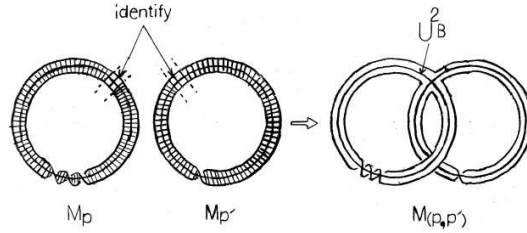


Fig. 12. The construction of the plumbing manifold is schematically illustrated, where D^2 bundles over S^2 are drawn as D^1 bundles over S^1 .

longer a fibre bundle. The boundary of $M_{(p,p')}$ is the lens space $L(pp' - 1, p')$, which is implied by the transformations

$$(p, p') \xrightarrow{S} (-1/p', -1/p) \xrightarrow{T^p} (p - 1/p', \infty)$$

of the surgery coefficients performed in the boundary. Let B and B' be the 2-spheres as the base spaces of the fibre bundles M_p and $M_{p'}$, respectively. Consider the subset $B \cup_{\bar{g}} B'$ of $M_{(p,p')}$, which is the disjoint union of B and B' with identification given by the restriction \bar{g} of g to the point $(0, 0) \in U \times F$. In other words, this set is a pair of 2-spheres with a point in B and a point in B' identified. Roughly speaking, $B \cup_{\bar{g}} B'$ is thought of as the frame of $M_{(p,p')}$. The 4-manifold $M_{(p,p')}$ can be regarded as the model of an event horizon which evolves into a black hole with the horizon diffeomorphic with $L(pp' - 1, p')$. The crease set of the event horizon corresponds to $B \cup_{\bar{g}} B'$, since $M_{(p,p')}$ is the ϵ -neighborhood of $B \cup_{\bar{g}} B'$.

Now, we are in position to give a model of an event horizon, which evolves into a black hole with the horizon diffeomorphic with $L(p, q)$ for general coprime integers p and q . First, consider the continued fraction of p/q . Then, we will have

$$\frac{p}{q} = n_1 - \frac{1}{n_2 - \frac{1}{\cdots n_{k-1} - \frac{1}{n_k}}}$$

for some $k \in Z$. This implies that $L(p, q)$ is represented by the Kirby diagram of linearly linked circles with integer coefficients (n_1, n_2, \dots, n_k) . Let g_i be the gluing map giving the plumbing between the fibre bundles M_{n_i} and $M_{n_{i+1}}$. The 4-manifold

$$M_{(n_1, n_2, \dots, n_k)} = M_{n_1} \cup_{g_1} M_{n_2} \cup_{g_2} \dots \cup_{g_{k-1}} M_{n_k}$$

is constructed from k fibre bundles via the successive plumbings, where we assume that the image of g_i and the preimage of g_{i+1} have no intersection for all $i = 1, \dots, k-1$. The frame of $M_{(n_1, \dots, n_k)}$ will be denoted by

$$\cup^k B = B_1 \cup_{\bar{g}_1} \dots \cup_{\bar{g}_k} B_k$$

where B_i is the base space of M_{n_i} ($i = 1, \dots, k$). The structure of $\cup^k B$ itself depends only on the number k of the length of the continued fraction, for it is the disjoint union of 2-spheres B_1, \dots, B_k with a point $x_i \in B_i$ and a point $y_{i+1} \in B_{i+1}$ identified, respectively for $i = 1, \dots, k-1$, where $x_i \neq y_i$. Clearly, the boundary of $M_{(n_1, \dots, n_k)}$ is the lens space $L(p, q)$, and $M_{(n_1, \dots, n_k)}$ is the ϵ -neighborhood of $\cup^k B$. Hence, the plumbing manifold $M_{(n_1, \dots, n_k)}$ gives a model of an event horizon which evolves into a lens space black hole with the horizon diffeomorphic with $L(p, q)$, and the subset $\cup^k B \subset M_{(n_1, \dots, n_k)}$ can be regarded as the crease set of the event horizon.

§6. An example of the black lenses

Here we show an example of the topological model of the lens space black hole in terms of a known exact solution of the Einstein equation.

6.1. The Kastor-Traschen solution in five-dimensions

The d -dimensional generalization of the Kastor-Traschen solution¹⁵⁾ for Einstein-Maxwell equation with a positive cosmological term is determined by the $(d-1)$ -dimensional Riemannian Ricci flat metric h on the base space and the locations and masses of point sources on the base space. Here we take as h the Gibbons-Hawking multi-Taub-NUT metric¹⁶⁾ for k linearly aligned nuts and locate the point sources on the nuts. Ishihara *et.al.*¹⁷⁾ have pointed out that this solution describes the coalescence of spherical black holes into a lens space black hole in the sense of the apparent horizon. The purpose here is to clarify the topological structure of the event horizon for the coalescing black holes.

Concretely, we consider the 5-dimensional Kastor-Traschen solution with the metric in a local form

$$\begin{aligned} g &= -\frac{d\tau^2}{\left[-\sqrt{2\Lambda/3}\tau + U(\rho, z)\right]^2} + \left[-\sqrt{2\Lambda/3}\tau + U(\rho, z)\right] h \quad (6.1) \\ h &= \frac{(d\psi + w(\rho, z)d\phi)^2}{V(\rho, z)} + V(\rho, z)(d\rho^2 + d\phi^2 + \rho^2 d\phi^2) \\ U(\rho, z) &= \sum_{i=1}^k \frac{m_i}{\sqrt{\rho^2 + (z - z_i)^2}} \end{aligned}$$

$$V(\rho, z) = \sum_{i=1}^k \frac{1}{\sqrt{\rho^2 + (z - z_i)^2}}$$

$$w(\rho, z) = \sum_{i=1}^k \frac{z - z_i}{\sqrt{\rho^2 + (z - z_i)^2}}$$

where $\tau < 0$ is the time coordinate, ψ is the periodic coordinate, of which period specified later, and (ρ, z, ϕ) is the cylindrical coordinates. The Maxwell field is determined by the $U(1)$ gauge field

$$A = -\frac{\sqrt{3}}{2} \frac{d\tau}{\left[-\sqrt{2\Lambda/3}\tau + U(\rho, z)\right]}$$

where $m_i > 0$ ($i = 1, \dots, k$) is the mass parameter of the black hole on the i -th nut and $z_i = \text{const.}$ $z_1 < z_2 < \dots < z_k$ represent the location of the nuts aligned on the symmetric axis $\rho = 0$ of the cylindrical coordinates. This solution satisfies the Einstein equation

$$R_{\mu\nu} - \frac{R}{2}g_{\mu\nu} - \Lambda g_{\mu\nu} = 2F_{\mu\lambda}F_{\nu}{}^{\lambda} - \frac{1}{2}F_{\lambda\rho}F^{\lambda\rho}g_{\mu\nu}$$

6.2. The topology of the Gibbons-Hawking space

The Gibbons-Hawking space appeared above, which has the metric h by definition, has Dirac-Misner string singularities on $\rho = 0$. To remove these singularities, the Gibbons-Hawking space with k nuts removed should be regarded as a circle bundle over the Euclidean 3-space E^3 minus k points. Let M_{GH}° denote the Gibbons-Hawking space minus k nuts. We define the projection map $\pi : M_{GH}^\circ \rightarrow E^\circ$ by

$$\pi : (\rho, z, \phi, \psi) \mapsto (\rho, z, \phi)$$

where $E^\circ = E^3 - \bigcup_i \{p_i\}$ is the Euclidean 3-space minus k points $p_i : (\rho, z) = (0, z_i)$, ($i = 1, \dots, k$).

We take the $k + 1$ coordinate neighborhoods of E° defined by

$$U_0 = E^3 - \{\rho = 0, z_1 \leq z\}$$

$$U_i = E^3 - \{\rho = 0, z \leq z_i\} - \{\rho = 0, z_{i+1} \leq z\} \quad (1 \leq i \leq k-1)$$

$$U_k = E^3 - \{\rho = 0, z \leq z_k\}$$

The local parametrization of $\pi^{-1}(U_a)$ ($a = 0, \dots, k$) of this circle bundle is given by the new fibre coordinate ψ_a defined by

$$\begin{aligned} \psi_0 &= \psi - k\phi \\ \psi_1 &= \psi - (k-2)\phi \\ &\vdots \\ \psi_a &= \psi - (k-2a)\phi \\ &\vdots \\ \psi_k &= \psi + k\phi \end{aligned}$$

Then the Dirac-Misner string singularities on the axis are all removed. The transition of fibre coordinates between $\pi^{-1}(U_a)$ and $\pi^{-1}(U_b)$ is given by

$$\psi_b = \psi_a + 2(b - a)\phi$$

This shows that the transition functions take values in $U(1)$ if the fibre coordinate ψ_a is identified modulo 4π for all $a = 0, 1, \dots, k$.

Identifying every ψ_a modulo 4π in this way, the metric h behaves near the i -th nut like the flat metric $h \sim dR^2 + R^2 g(S^3)$, where $R = [\rho^2 + (z - z_i)^2]^{1/4}$ and $g(S^3)$ denotes the standard Riemannian metric on the unit 3-sphere. Hence the Gibbons-Hawking space M_{GH}° is regularly extended to the full Gibbons-Hawking space $M_{GH} = M_{GH}^\circ \cup_i \{p_i\}$ including nuts.

Let us first note the structure of several submanifolds of the Gibbons-Hawking space M_{GH} . The orientation of M_{GH} is fixed such that the local coordinates (ρ, ϕ, z, ψ_a) are positively ordered. Let $S \subset E^\circ$ be a smooth 2-sphere enclosing m points p_{i+1}, \dots, p_{i+m} in E^3 as in Fig. 13. The restriction of M_{GH}° over S is a circle bundle

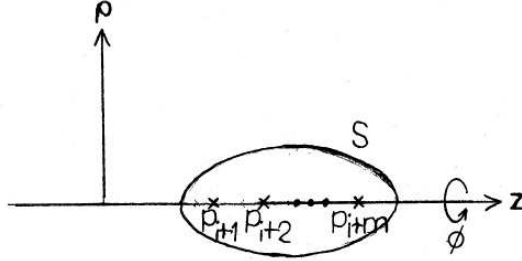


Fig. 13.

over the 2-sphere and hence it is realized as the boundary of a 2-disk bundle over the 2-sphere described in Sec. 3. The 2-sphere S is covered by two coordinate patches U_i and U_{i+m} . The transition between the fibre coordinates is

$$\frac{\psi_i}{2} = \frac{\psi_{i+m}}{2} - m\phi$$

Comparing this with the Eq. (3.2), the total space of the circle bundle over S turns out to be diffeomorphic with $\partial M_m \simeq L(m, 1)$. In other words, the neighboring m nuts are enclosed by the lens space $L(m, 1)$ embedded in M_{GH} . In particular, this becomes $S^3 \simeq L(1, 1)$, when $m = 1$. This reflects our requirement that every nut is a regular manifold point.

Next let us consider the subset $S_i : \{\rho = 0, z_i \leq z \leq z_{i+1}\}$ ($i = 1, \dots, k - 1$) of M_{GH} , each of which is often called the *bolt*. It is clear that S_i is a topological 2-sphere, for $S_i - \{p_i, p_{i+1}\}$ is an open cylinder. Furthermore, it can be easily shown that the 2-sphere S_i is smoothly embedded into M_{GH} for all i . Let $N(S_i)$ denotes the tubular neighborhood of S_i in M_{GH} . In general, the tubular neighborhood of a 2-sphere embedded in a 4-manifold is a 2-disk bundle over the 2-sphere. Since $N(S_i)$ contains neighboring two nuts, its boundary must be $L(2, 1)$ which is diffeomorphic with the

real projective 3-space $P^3(\mathbf{R})$. Hence $N(S_i)$ must be either M_2 or M_{-2} . Note that $\partial M_{-2} \simeq L(-2, 1) \simeq L(2, 1)$ under the orientation preserving diffeomorphism.

Whether $N(S_i)$ is M_2 or M_{-2} is determined for example by considering the self-intersection number of S_i as follows. In general, two closed 2-submanifolds S and S' in a 4-manifold will intersect at a finite number of points. Let $e^1 \wedge e^2$ and $e^{1'} \wedge e^{2'}$ be the area form of S and S' at the intersection point, respectively. The index of the intersection point is defined to be 1 or -1 according to $e^1 \wedge e^2 \wedge e^{1'} \wedge e^{2'}$ is positively or negatively oriented. Then, the *intersection number* between oriented closed 2-submanifolds S and S' is defined to be the sum of the indexes over all intersection points. The *self-intersection number* of a closed 2-submanifold S is defined to be the intersection number between S and its continuous distortion S' , where S and S' are arranged such that they intersect at a finite number of points as always possible. Note that the self-intersection number does not depend on the choice of the orientation of S . It can be easily seen that the self-intersection number of S_i in $N(S_i)$ is -2 . While in general the self-intersection number of the zero section of M_p is given by p . Hence $N(S_i)$ must be M_{-2} .

The 2-spheres S_i and S_{i+1} ($i = 1, \dots, k-2$) intersect at the $(i+1)$ -th nut p_{i+1} . The intersection number between them turns out to be 1. (or -1 according to the choice of the orientations of S_i and S_{i+1} .) This implies that the union $N(S_i) \cup N(S_{i+1})$ is the plumbing of two M_{-2} , and $S_i \cup S_{i+1}$ gives its frame $\cup^2 B$.

Now it is clear that the union $N(S_i) \cup N(S_{i+1}) \cup \dots \cup N(S_{i+m-2})$ is the plumbing of m 2-disk bundles M_{-2} . Hence its boundary is $L(m, -m+1) \simeq L(m, 1)$, which is computed as

$$\begin{aligned} (-2, -2, \dots, -2, -2, -2) &\rightarrow \left(-2, -2, \dots, -2, -\frac{3}{2}\right) \\ &\rightarrow \left(-2, -2, \dots, -\frac{4}{3}\right) \rightarrow \left(-2, -\frac{m-1}{m-2}\right) \rightarrow \left(-\frac{m}{m-1}\right) \end{aligned}$$

in terms of the rational blow down. This is consistent with the fact that $N(S_i) \cup N(S_{i+1}) \cup \dots \cup N(S_{i+m-2})$ contains neighboring m nuts.

In particular, the Gibbons-Hawking space M_{GH} is diffeomorphic with the interior of $N(S_1) \cup \dots \cup N(S_{k-1})$, so that it can be written as

$$M_{GH} \simeq \text{int} M_{(-2, \dots, -2)} \quad (\text{plumbing of } k-1 \text{ copies of } M_{-2})$$

for $k \geq 2$. This fact is pointed out in Ref. 18).

6.3. Formation of the lens space black holes

The Kastor-Traschen space-time describes the merging of several black holes in the de Sitter-like background. This is seen by investigating the apparent horizons on $\tau = \text{const.}$ hypersurfaces. That the 5-dimensional Kastor-Traschen solution with the Gibbons-Hawking base space actually represents the merging of black holes is confirmed in a numerical way by Yoo *et al.*¹⁹⁾ in the case of $k = 2$, where they show that it describes the merging of two S^3 black holes into a $L(2, 1)$ black hole.

It is plausible that the Kastor-Traschen space-time with the metric (6.1) for general k describes the merging black holes in the sense of the event horizons. An

evidence is that this space-time approaches to the extreme Reissner-Nordström-de Sitter space-time with a $S^3/Z_k \simeq L(k, 1)$ horizon at late time ($\sqrt{\Lambda}|\tau| \ll 1$), which describes a single static charged black hole with a regular event horizon. To determine the precise location of the event horizon, we will need numerical computations. However, by symmetry consideration, we can extract essential features of the event horizon. The following argument should be regarded as the most plausible scenario for the topology change of black holes.

Since the space-time described by the metric (6.1) admits the $U(1) \times U(1)$ isometry, which consists of the translations in the ϕ and ψ -directions, the event horizon is also invariant under this isometry. Then the location of the event horizon at the time τ will be represented by curves in the (ρ, z) -plane. We are now interested in the event horizon formed at finite past. So, let us regard these black holes as formed by gravitational collapses occurred around the nuts (See Fig. 14). We would be able

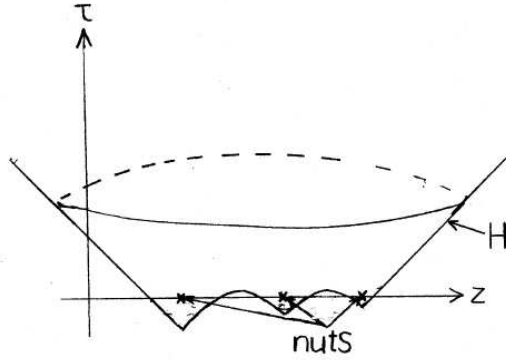


Fig. 14. The Kastor-Traschen space-time represents the coalescence of several black holes.

to neglect the effect of the gravitational waves on the topology of the event horizon.

At early time ($\sqrt{\Lambda}|\tau| \gg 1$), the space-time contains k apparent horizons with S^3 horizons, each surrounding a point source at a nut. Then, we expect that the event horizons are also formed slightly outside the apparent horizons. In other words, the event horizon at early time contains k connected components each homeomorphic with the 3-sphere. Since these black holes will coalesce at late times, each black hole will have cusps on the horizon. The 1-st and k -th horizons will have a single cusp and the other horizons will have a pair of cusps. All the cusps will be aligned on the $\rho = 0$ axis, and they are all topologically a circle. This expectation comes from the following consideration. These cusps are the snap shot of the crease set at the time τ . By symmetry, the crease set can be regarded as being aligned on the $\rho = 0$ axis. Concretely, the crease set projected onto a $\tau = \text{const.}$ slice will be represented by the interval $\{\rho = 0, z_1 \leq z \leq z_k\}$, and hence it will be the frame $\cup^{k-1} B = S_1 \cup \dots \cup S_{k-1}$ of a plumbing manifold. The crease set looks like a 2-disk around p_1 and p_k , and it looks like transversally intersecting 2-disks around p_i for $2 \leq i \leq k-1$. Therefore, the snap shot of the crease set will consist of a single circle in both S^3 horizons around p_1 and p_k , and a Hopf link in every S^3 horizon around other nut (See Fig. 15).

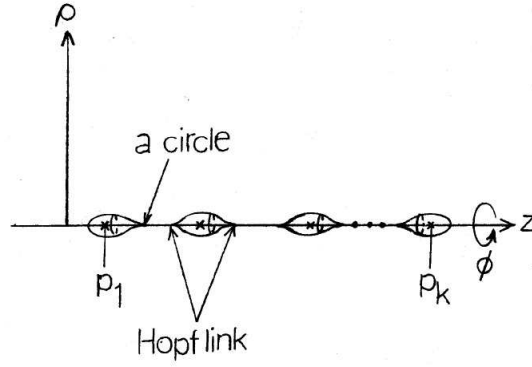


Fig. 15. The snap shot of the event horizon. Each horizon around p_1 and p_k has a cusp of a circle and every other horizon has cusps forming a Hopf link.

These black holes will coalesce at intermediate times. Each coalescence will occur on the axis $\{\rho = 0\}$. If i -th and $i + 1$ -th horizons coalesce first, the snap shot at the coalescence time of the horizon will be a pair of 2-spheres touched at a point, which we call a bouquet of two 2-spheres, when projected onto E^3 (See Fig. 16). Hence this portion of the horizon will be the circle bundle over the bouquet. How

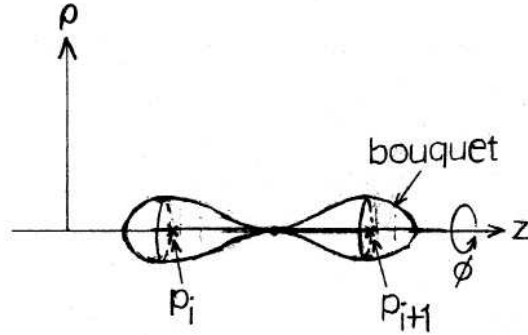


Fig. 16. The snap shot of the event horizon when two black holes merge. Projected on E^3 , the horizon is a bouquet of two 2-spheres.

this is embedded in the 2-disk bundle $N(S_i)$ is depicted in Fig. 17. This bouquet will immediately transform into a 2-sphere enclosing two nuts p_i and p_{i+1} in E^3 . The event horizon at this time is the circle bundle over the 2-sphere, which is topologically the lens space $L(2, 1)$. Repeating such elementary processes of the merging, there will be black holes with several connected components at a later time, each will be a topologically lens space $L(m, 1)$ for some $m \geq 1$, if it encloses m nuts. Finally, these black holes will merge into a lens space black hole with the $L(k, 1)$ horizon (See Fig. 18).

In this way, the 5-dimensional Kastor-Traschen solution with the Gibbons-Hawking base space with k nuts will describe the formation of the $L(k, 1)$ black hole via the merging of several lens space black holes.

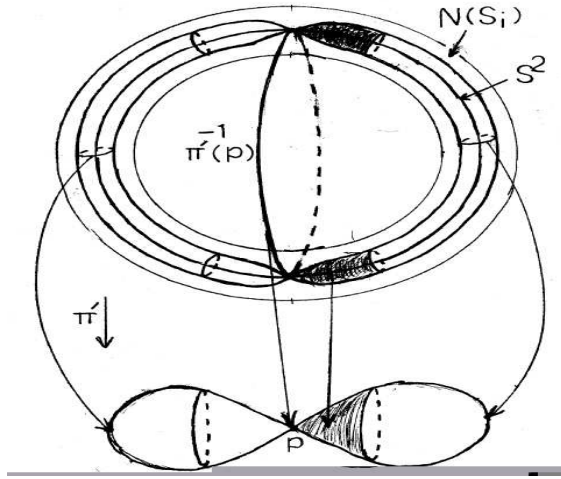


Fig. 17. The embedding of the circle bundle over the bouquet into the 2-disk bundle $N(S_i)$ over S^2 is schematically depicted. The projection map of the circle bundle is denoted by π' . The shaded region in the circle bundle is homeomorphic with the solid torus, and it is projected onto the shaded region of the bouquet. The fibre over p corresponds to the equator of the S^2 base space of $N(S_i)$.

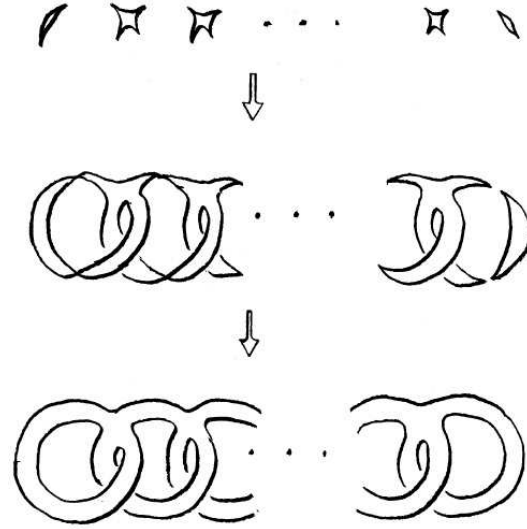


Fig. 18. The time evolution of the event horizon is schematically depicted, where two of the four spacial dimensions are omitted. The k spherical horizons around nuts merge into a single $L(k, 1)$ black lens.

6.4. Black rings off the nuts

The above description of the topology change of the black holes is based on the time slicing with respect to the time function τ . If we choose another time slicing, the evolution of black holes may look differently. This is the consequence of the fact that the crease set is an achronal set.

In the following, we consider a different time slicing but still respecting the $U(1) \times U(1)$ isometry. There is a time slicing, in which a black hole off the nuts first appear. The black hole region at this moment will be a 3-disk when projected onto E^3 with its center on the $\rho = 0$ axis. The boundary 2-sphere corresponds to the time slice of the event horizon projected onto E^3 , and it will have two cusps on the axis. Hence the event horizon at this moment is homeomorphic with $S^2 \times S^1$, namely a black ring (See Fig. 19). This black ring will soon turn into an S^3 black

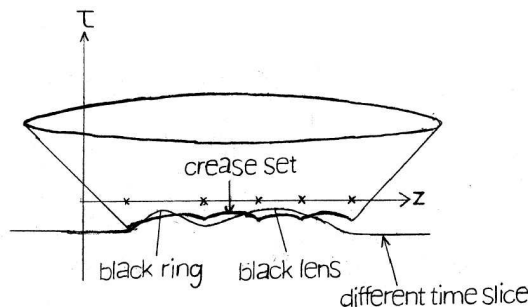


Fig. 19. In a different time slicing, the space-time might describe a black ring formation.

hole, when it incorporates a neighboring nut.

Even based on the time slicing with respect to τ , we can consider the formation of black rings. It is realized by considering a massive source off the nut. In other words, we just add terms

$$\sum_{j=1}^l \frac{\mu_j}{\sqrt{\rho^2 + (z - \zeta_j)^2}}$$

to the metric function $U(\rho, z)$, where $\zeta_j \neq z_i$ for all pairs of j and i . These terms represent l massive circle sources. It turns out that these sources correspond to space-time singularities. However, we can avoid this problem by considering that these circle sources appear only after a finite past due to the gravitational collapses and these singularities are hidden behind the event horizon.

Then, we can consider the merging of several black rings and several black lenses. The elementary processes for the merging of black holes in this space-time can be written in a loose expression as

$$L(m, 1) + L(m', 1) \longrightarrow L(m + m', 1) \quad (m, m' \geq 0)$$

which represents a merging of the $L(m, 1)$ horizon and the $L(m', 1)$ horizon into the $L(m + m', 1)$ horizon.

§7. Conclusion

We have considered the topological structure of the event horizon which evolve into a black hole with a horizon diffeomorphic with the lens space. We show such

a black hole can emerge from a crease set with relatively simple structure, which is constructed by connecting several 2-spheres. Then, the event horizon is modeled by the plumbing manifold of several 2-disk bundles over the 2-sphere. Hence a simple picture is obtained for the formation of the black lens, where the evolution of the black hole can be viewed as several 2-handle attachments.

It is also shown that the event horizon with such topology is realized in the Kastor-Traschen solution of the Einstein-Maxwell theory. Although this solution only describes the black lens of the special type $L(k, 1)$, it might provide useful examples of merging black rings and black lenses.

There has never been known exact solutions of the Einstein equation for black lenses, which is asymptotically flat nor has a general $L(p, q)$ horizon. If we have a Ricci flat metric on a plumbing 4-manifold, a simple example of $L(p, q)$ black lens similar to that in this paper will be obtained by taking the Ricci flat space as the base space of the Kastor-Traschen space-time.

The spacial section of the domain of outer communication in an asymptotically flat black lens space-time will be given by a cobordism between the lens space and the 3-sphere. It should also be simply connected as required by the topological censorship theorem. An example is given by the plumbing 4-manifold $M_{(n_1, \dots, n_k)}$ minus D^4 . This 4-manifold is simply connected, for the deformation retract $\cup^k B$ of $M_{(n_1, \dots, n_k)}$ is simply connected, and it is a cobordism between $L(p, q)$ and S^3 .

References

- 1) S. W. Hawking, "Black holes in general relativity," Commun. Math. Phys. **25**, 152 (1972).
- 2) J. L. Friedman, K. Schleich and D. M. Witt, "Topological censorship," Phys. Rev. Lett. **71**, 1486 (1993) [Erratum-ibid. **75**, 1872 (1995)] [arXiv:gr-qc/9305017].
- 3) T. Jacobson and S. Venkataramani, "Topology Of Event Horizons And Topological Censorship," Class. Quant. Grav. **12**, 1055 (1995) [arXiv:gr-qc/9410023].
- 4) S. F. Browdy and G. J. Galloway, "Topological Censorship And The Topology Of Black Holes," J. Math. Phys. **36**, 4952 (1995).
- 5) M. I. Cai and G. J. Galloway, "On the topology and area of higher dimensional black holes," Class. Quant. Grav. **18**, 2707 (2001) [arXiv:hep-th/0102149].
- 6) C. Helfgott, Y. Oz and Y. Yanay, "On the topology of black hole event horizons in higher dimensions," JHEP **0602** (2006) 025 [arXiv:hep-th/0509013].
- 7) G. J. Galloway and R. Schoen, "A generalization of Hawking's black hole topology theorem to higher dimensions," Commun. Math. Phys. **266**, 571 (2006) [arXiv:gr-qc/0509107].
- 8) R. Emparan and H. S. Reall, "A rotating black ring in five dimensions," Phys. Rev. Lett. **88**, 101101 (2002) [arXiv:hep-th/0110260].
- 9) J. Evslin, "Geometric Engineering 5d Black Holes with Rod Diagrams," JHEP **0809**, 004 (2008) [arXiv:0806.3389 [hep-th]].
- 10) Y. Chen and E. Teo, "A rotating black lens solution in five dimensions," Phys. Rev. D **78**, 064062 (2008) [arXiv:0808.0587 [gr-qc]].
- 11) S. W. Hawking and G. F. R. Ellis, *The large scale structure of space-times* (London, Cambridge University Press, 1973).
- 12) M. Siino, "Topology of event horizon," Phys. Rev. D **58**, 104016 (1998) [arXiv:gr-qc/9701003].
- 13) R. C. Kirby, *The Topology of 4-manifolds*, Lecture Notes in Math. Vol. 1374 (Berlin, Springer-Verlag, 1989).
- 14) D. Ida and M. Siino, "Topology Change of Black Holes," Prog. Theor. Phys. **118**, 715 (2007) [arXiv:0704.0100 [gr-qc]].
- 15) D. Kastor and J. H. Traschen, "Cosmological multi - black hole solutions," Phys. Rev. D **47**, 5370 (1993) [arXiv:hep-th/9212035].

- 16) G. W. Gibbons and S. W. Hawking, “Gravitational Multi - Instantons,” *Phys. Lett. B* **78**, 430 (1978).
- 17) H. Ishihara, M. Kimura and S. Tomizawa, “Topology change of coalescing black holes on Eguchi-Hanson space,” *Class. Quant. Grav.* **23**, L89 (2006) [arXiv:hep-th/0609165].
- 18) M. T. Anderson, P. B. Kronheimer and C. LeBrun, “Complete Ricci-flat Kahler manifolds of infinite topological type,” *Commun. Math. Phys.* **125**, 637 (1989).
- 19) C. M. Yoo, H. Ishihara, M. Kimura, K. Matsuno and S. Tomizawa, “Horizons of Coalescing Black Holes on Eguchi-Hanson Space,” *Class. Quant. Grav.* **25**, 095017 (2008) [arXiv:0708.0708 [gr-qc]].