

PLANETARY NEBULAE AND THE CHEMICAL EVOLUTION OF THE MAGELLANIC CLOUDS

W. J. Maciel,¹ R. D. D. Costa,¹ and T. E. P. Idiart¹

Draft version: October 31, 2018

RESUMEN

ABSTRACT

The determination of accurate chemical abundances of planetary nebulae (PN) in different galaxies allows us to obtain important constraints of chemical evolution models for these systems. We have a long term program to derive abundances in the galaxies of the Local Group, particularly the Large and Small Magellanic Clouds. In this work, we present our new results on these objects and discuss their implications in view of recent abundance determinations the literature. In particular, we obtain distance-independent correlations involving He, N, O, Ne, S, and Ar, and compare the results with data from our own Galaxy and other galaxies in the Local Group. As a result of our observational program, we have a large database of PN in the Galaxy and the Magellanic Clouds, so that we can obtain reliable constraints to the nucleosynthesis processes in the progenitor stars in galaxies of different metallicities.

Key Words: ISM: planetary nebulae: general — galaxies: Magellanic Clouds — galaxies: abundances

1. INTRODUCTION

The study of the chemical evolution of the galaxies in the Local Group, particularly the Milky Way and the Magellanic Clouds, can be significantly improved by the consideration of the chemical abundances of planetary nebulae (PN) (see for example Maciel et al. 2006a, Richer & McCall 2006, Buzzoni et al. 2006, and Ciardullo 2006). These objects are produced by low and intermediate mass stars, with main sequence masses roughly between 0.8 and $8 M_{\odot}$, and present a reasonably large age and metallicity spread. As a conclusion, they provide important constraints to the chemical evolution models applied to these systems, and can also be used to test nucleosynthetic processes in the PN progenitor stars. In particular, the PN abundances in the nearby Magellanic Clouds can be derived with a high accuracy, comparable to the objects in the Milky Way, so that they can be especially useful in the study of the chemical evolution of these galaxies. In this work, we present some recent results on the determination of chemical abundances from PN in the Large and Small Magellanic Clouds derived by our group, and compare these results with recent data from our own Galaxy and other galaxies in the

¹Instituto de Astronomia, Geofísica e Ciências Atmosféricas, Universidade de São Paulo, Brazil.

Local Group. We also take advantage of the inclusion of similar determinations from the recent literature, so that the database of PN in the Magellanic Clouds is considerably increased, allowing a better determination of observational constraints of the nucleosynthetic processes occurring in the progenitor stars. Preliminary results of this work have been presented by Maciel, Costa & Idiart (2006a, 2008).

2. THE SAMPLE

We have considered a sample of PN both in the LMC and SMC on the basis of observations secured at the 1.6m LNA telescope located in southeast Brazil and the ESO 1.5m telescope in La Silla, Chile. Details of the observations and the resulting abundances can be found in the following references: de Freitas Pacheco et al. (1993a, 1993b), Costa et al. (2000), and Idiart et al. (2007). In these papers, abundances of He, N, O, S, Ne and Ar have been determined for 23 nebulae in the LMC and 46 objects in the SMC. The abundances presented in Idiart et al. (2007) were based on average fluxes obtained by taking into account some recent results from the literature, so that there may be some differences compared with our originally derived values. For details the reader is referred to the discussion in that paper.

In order to increase the PN database in the Magellanic Clouds, we have also taken into account the samples by Stasińska et al. (1998), which included abundances of He, N, O, and Ne for 61 nebulae in the SMC and 139 objects in the LMC, and Leisy & Dennefeld (2006), containing 37 objects in the SMC and 120 nebulae in the LMC. In Stasińska et al. (1998), a collection was obtained of photometric and spectroscopic data of PN in five different galaxies, including the Magellanic Clouds. Although the original sources of the data are rather heterogeneous, the plasma diagnostics and determination of the chemical abundances were processed in the same way, so that the degree of homogeneity of the data was considerably increased. The Leisy & Dennefeld (2006) sample is a more homogeneous one, in which a larger fraction of the observations were made by the authors themselves, and all abundances were re-derived in an homogeneous way, as in Stasińska et al. (1998). As we will show in the next section, the similarity of the methods in the abundance determinations warrants comparable abundances, so that a larger sample was obtained.

3. RESULTS AND DISCUSSION

3.1. *Average abundances*

Average abundances of all elements in the SMC and LMC according to the three samples considered are shown in Table 1. Helium abundances are given as He/H by number as usual, while for the heavier elements the quantity given is $\epsilon(X) = \log X/H + 12$. Although the samples considered here are probably the largest ones with carefully derived abundances in the Magellanic Clouds, they

cannot be considered as complete. The total number of PN in these systems is not known, but recent estimates point to about 130 and 980 objects for the SMC and LMC, respectively (cf. Jacoby 2006 and Shaw 2006). Therefore, incompleteness effects may still affect the results presented in this paper.

The He abundances show a good agreement in all samples within the average uncertainties. The IAG and Leisy samples show a slightly higher He abundance in the LMC compared to the SMC, but the differences between these objects are in all cases smaller than the estimated uncertainties.

The O/H abundances, which are in general the best determined of all heavy elements considered here, also show a good agreement among the samples. Moreover, in all cases the LMC is richer than the SMC, as expected, and the average metallicity difference is in the range 0.3 to 0.5 dex, which is consistent with the metallicities given by Stanghellini (2008), namely $Z = 0.004$ and $Z = 0.008$ for the SMC and LMC, respectively.

The Ar/H and Ne/H ratios show a similar behaviour as O/H, noticing that the IAG data do not include Ne abundances for the LMC, and that Stasińska et al. (1998) do not list Ar/H abundances for both galaxies. The sulfur abundances seem to be less reliable, as can be seen from the large standard deviations obtained in the IAG and Leisy & Dennefeld samples. Moreover, the estimated average S/H ratio in the SMC is slightly larger than in the LMC according to the IAG data, contrary to our expectations, while in the Leisy & Dennefeld sample the LMC abundance is larger by only 0.27 dex in comparison with the SMC. In fact, these characteristics of the sulfur abundances in Magellanic Cloud PN can be observed in previous analyses, as for example in the summary by Kwok (2000, Table 19.1, p. 202), where the S/H ratios in the SMC and LMC are indistinguishable within the given uncertainties. Clearly, the determination of S/H abundances in the Magellanic Cloud PN - and galactic nebulae as well - is apparently affected by some additional effects, as compared to the previous elements. In the following we will give further evidences on the problem of sulfur abundances in planetary nebulae.

From Table 1, it can be seen that the nitrogen abundances also follow the same pattern as O/H, Ar/H, and Ne/H, even though the N/H ratio is affected by the dredge-up episodes occurring in the PN progenitor stars. This is further discussed in Section 5, but from the results shown in the last column of Table 1, it is suggested that the average nitrogen contamination from the PN progenitor stars is small. Average N/H abundances of Magellanic Cloud PN are given by Stanghellini (2008), where an effort was made to take into account objects of different morphologies. The average N/H abundances in the whole sample are 1.48×10^{-4} and 0.29×10^{-4} for the LMC and SMC, respectively, which correspond to $\epsilon(\text{N}) = 8.17$ and 7.46 , in the notation of Table 1. These results correctly indicate that the LMC is richer in N than the SMC, as also reported in Table 1, and the absolute value of the SMC abundances given by Stanghellini (2008) is very similar to the results of the 3 samples considered here, but the average abundance for the LMC nebulae is much higher than

TABLE 1
AVERAGE ABUNDANCES OF PN IN THE MAGELLANIC CLOUDS.

	He	O	S	Ar	N	Ne
IAG/USP						
SMC	0.097 ± 0.035	7.89 ± 0.44	6.98 ± 0.58	5.59 ± 0.36	7.35 ± 0.49	7.14 ± 0.42
LMC	0.119 ± 0.023	8.40 ± 0.20	6.72 ± 0.31	6.01 ± 0.25	7.69 ± 0.50	—
Stasińska						
SMC	0.094 ± 0.025	7.74 ± 0.50	—	—	7.46 ± 0.37	7.10 ± 0.40
LMC	0.090 ± 0.032	8.10 ± 0.31	—	—	7.76 ± 0.45	7.44 ± 0.41
Leisy						
SMC	0.093 ± 0.025	8.01 ± 0.29	6.86 ± 0.67	5.57 ± 0.27	7.39 ± 0.47	7.14 ± 0.36
LMC	0.105 ± 0.035	8.26 ± 0.35	7.13 ± 0.67	5.99 ± 0.26	7.77 ± 0.57	7.46 ± 0.48
Orion	0.098 ± 0.004	8.55 ± 0.07	7.02 ± 0.10	6.52 ± 0.18	7.78 ± 0.12	7.82 ± 0.16
Sun	0.092 ± 0.009	8.80 ± 0.11	7.26 ± 0.08	6.48 ± 0.11	7.97 ± 0.07	8.08 ± 0.01
30 Dor	0.087 ± 0.001	8.33 ± 0.02	6.84 ± 0.10	6.09 ± 0.10	7.05 ± 0.08	7.65 ± 0.06
NGC 346	—	8.15	6.40	5.82	6.81	7.32

our results. In fact, the N/H abundances of the LMC given in Stanghellini (2008) are close to the Milky Way values, which is paradoxical, as the LMC has a much lower metallicity than the Galaxy. Part of the discrepancy may be caused by the fact that the sample used in that paper includes a larger proportion of bipolar nebulae, which are ejected by higher mass progenitor stars, which produce a larger nitrogen contamination than the lower mass objects. This problem needs further clarification.

3.2. Abundances of individual nebulae

In order to illustrate the internal agreement of the three PN samples considered in this work, we present in Figs. 1 and 2 the abundances of O/H (solid dots), N/H (empty triangles) and Ne/H (empty circles) as derived by Stasińska et al. (1998) as a function of the IAG/USP data, for the SMC and LMC nebulae, respectively. The same comparisons are shown in Figs. 3 and 4 taking into account the data by Leisy & Dennefeld (2006), in which case we also include abundances of S/H (stars) and Ar/H data (crosses). An average error bar is included at the lower right corner of the figures. The agreement of both samples with our own data is generally very good, within the average uncertainties of the abundance data, which are about 0.1 to 0.2 dex for the best derived abundances, and of 0.2 to 0.3 for the less accurate element ratios. Some scatter is to be expected, especially taking into account that the abundances of several nebulae are flagged as uncertain (:) by Leisy & Dennefeld

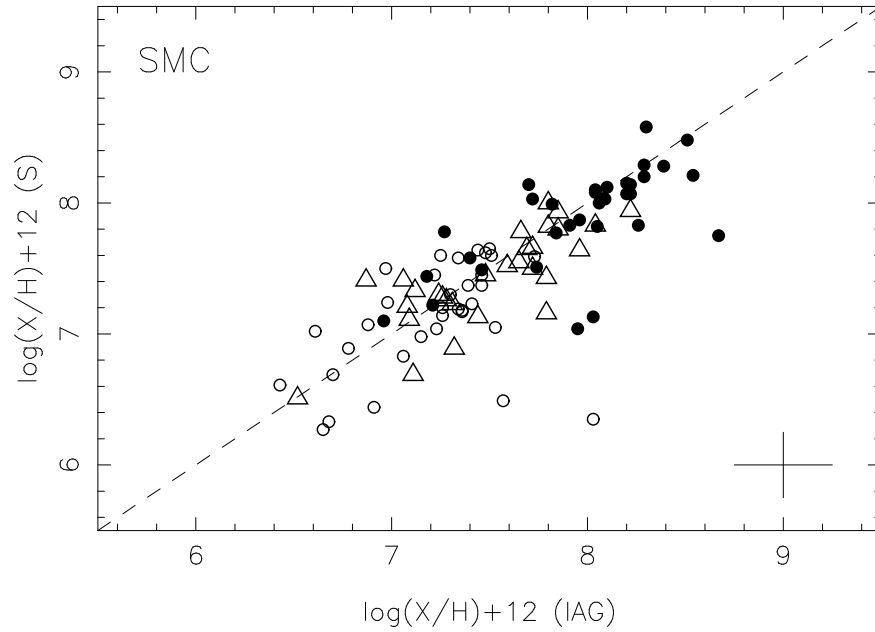


Fig. 1. Abundances of O/H (solid dots), N/H (empty triangles) and Ne/H (empty circles) from the sample by Stasińska et al. (1998) as a function of data from the IAG/USP group for the SMC.

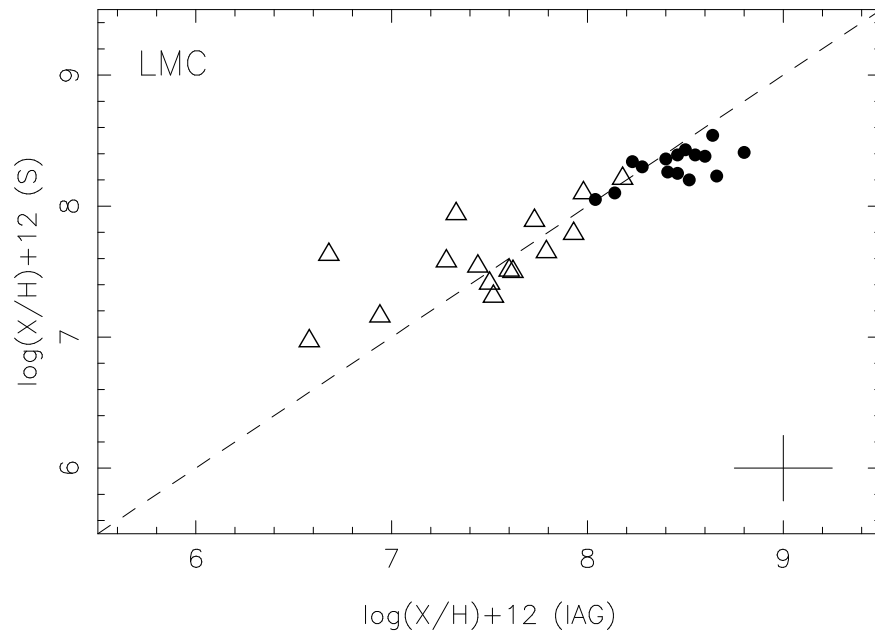


Fig. 2. The same as Fig. 1 for the LMC. No Ne/H data is available in the IAG sample for this galaxy.

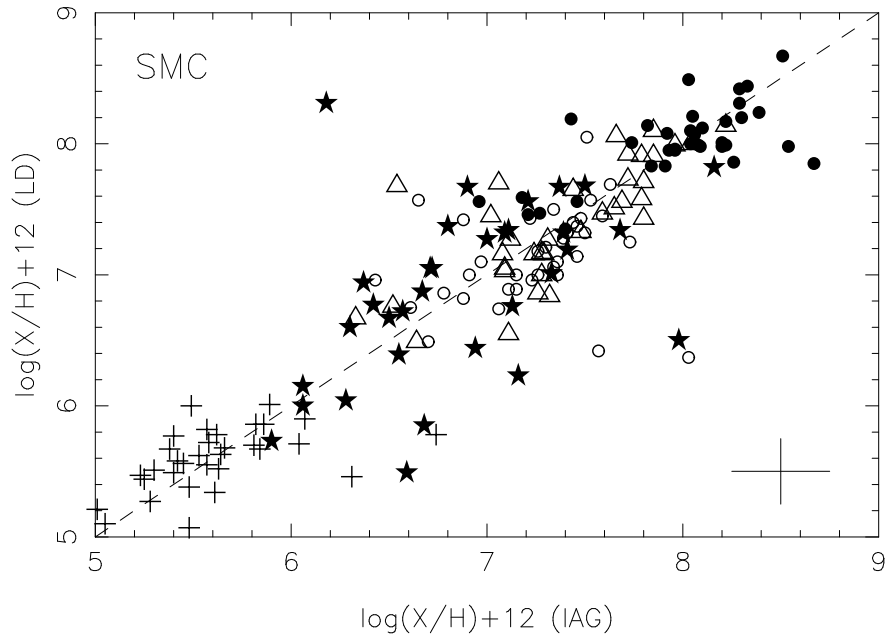


Fig. 3. Abundances of O/H (solid dots), S/H (stars), Ar/H (crosses), N/H (empty triangles), and Ne/H (empty circles) from the sample by Leisy & Dennefeld (2006) as a function of data from the IAG/USP group for the SMC.

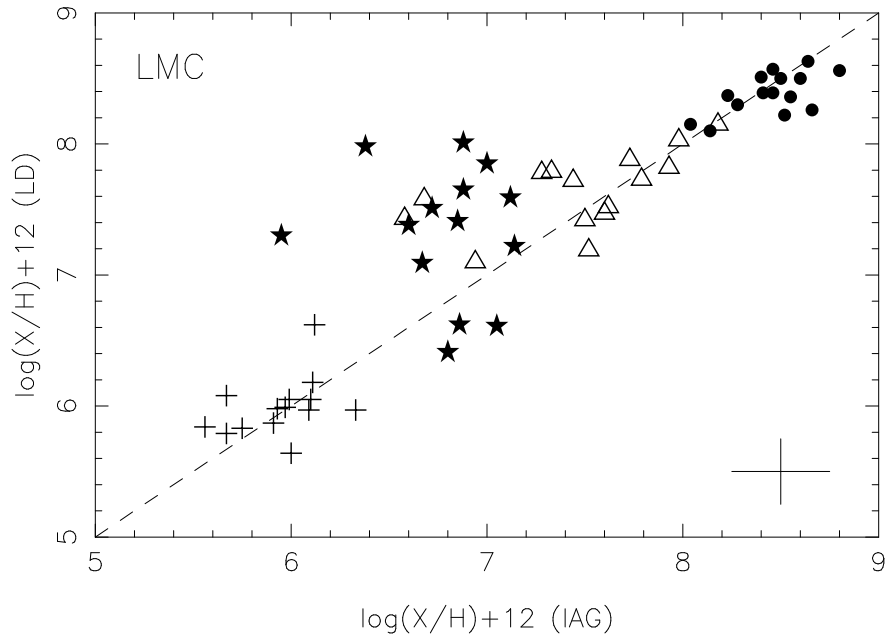


Fig. 4. The same as Fig. 3 for the LMC. No Ne/H data is available in the IAG sample.

(2006). The main discrepancies between the IAG data and the results by Stasińska et al. (1998) occur for a few objects in the SMC, for which our O/H and Ne/H abundances differ by an amount larger than the average uncertainty (cf. Fig. 1), while for the LMC a small group of nebulae have higher N/H abundances as derived by Stasińska et al. (1998) (cf. Fig. 2). Concerning the Leisy & Dennefeld (2006) sample, the main discrepancies are restricted to some S/H data, as can be seen from Figs. 3 and 4. The origin of these discrepancies is not clear, but it should be stressed that the vast majority of the objects in common in the 3 samples have similar results, as illustrated in Figs. 1 to 4.

3.3. *Metallicity differences: the Galaxy and the Magellanic Clouds*

The PN abundances of the heavy elements O, S, Ne, and Ar as given in Table 1 are expected to reflect the average metallicities of the Magellanic Clouds, which are a few dex lower than in the Milky Way, as these elements are not produced by the PN progenitor stars. This can be confirmed by comparing the PN abundances with the abundances in the Orion Nebula, which can be taken as representative of the present heavy element abundances in the Galaxy. From the compilation by Stasińska (2004), we obtain the abundances given at the end of Table 1. For comparison purposes, the average solar abundances from the same source are also included. For the Orion Nebula and the Sun the uncertainties given are not the intrinsic uncertainties of the data, but the dispersion of the measurements in the recent literature as considered by Stasińska (2004). It can be seen that the Orion Nebula abundances are higher than the Magellanic Clouds PN by about 0.2 to 0.5 dex for the LMC and 0.5 to 0.8 dex for the SMC in the case of oxygen. The average for the Orion Nebula, $\epsilon_{ON}(\text{O}) \simeq 8.55$, is also essentially the same as in the galactic PN, $\epsilon_{PN}(\text{O}) \simeq 8.65$ (cf. Maciel et al. 2006a). For S, Ne, and Ar a similar comparison is obtained, although the S abundance in the LMC is actually somewhat higher than in the Orion Nebula according to the data by Leisy & Dennefeld (2006). The difference in the abundances is also smaller in the case of nitrogen, which is a clear evidence of the N enhancement in the PN progenitor stars.

3.4. *The metallicity distribution*

The available data on PN in the Magellanic Clouds can be used to infer the metallicity distribution in these systems, on the basis of the derived abundances of O, S, Ne, and Ar. A comparison of the distributions in different systems can be used to infer their average metallicities, with consequences on the star formation rates. As an example, Figs. 5, 6 and 7 show the O/H distribution in the Magellanic Clouds according to the three samples considered in this work. The metallicity difference between the SMC and the LMC can be clearly observed in all samples, amounting to about 0.4 to 0.5 dex in average. The difference is especially well defined in our sample, as shown in Fig. 5. In a

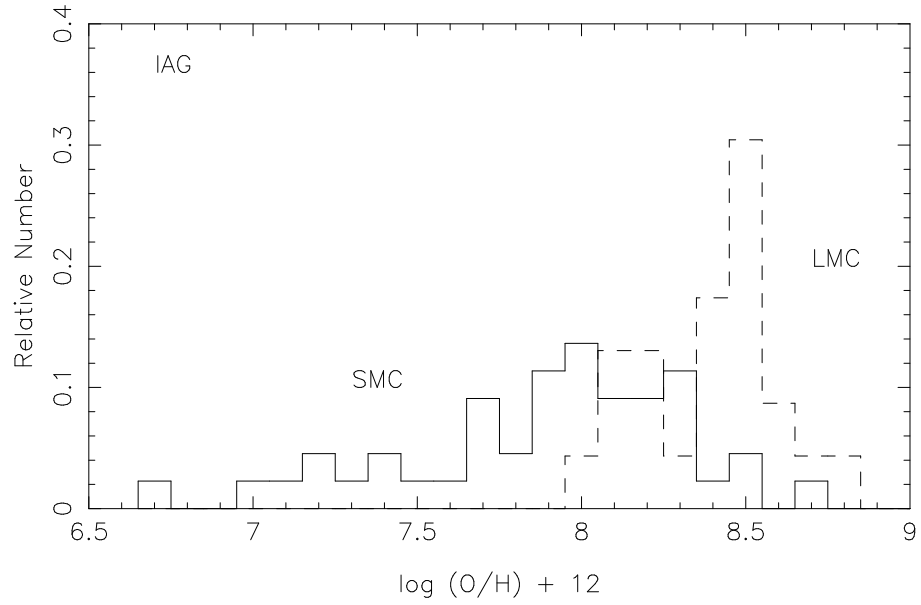


Fig. 5. The O/H abundance distribution of the Magellanic Clouds from the IAG/USP data.

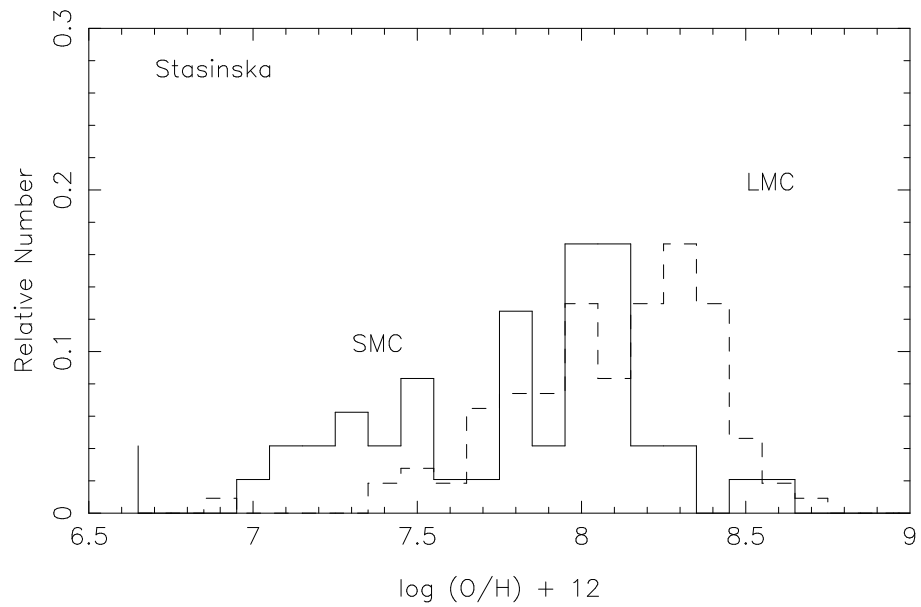


Fig. 6. The same as Fig. 5 for the data by Stasińska et al. (1998).

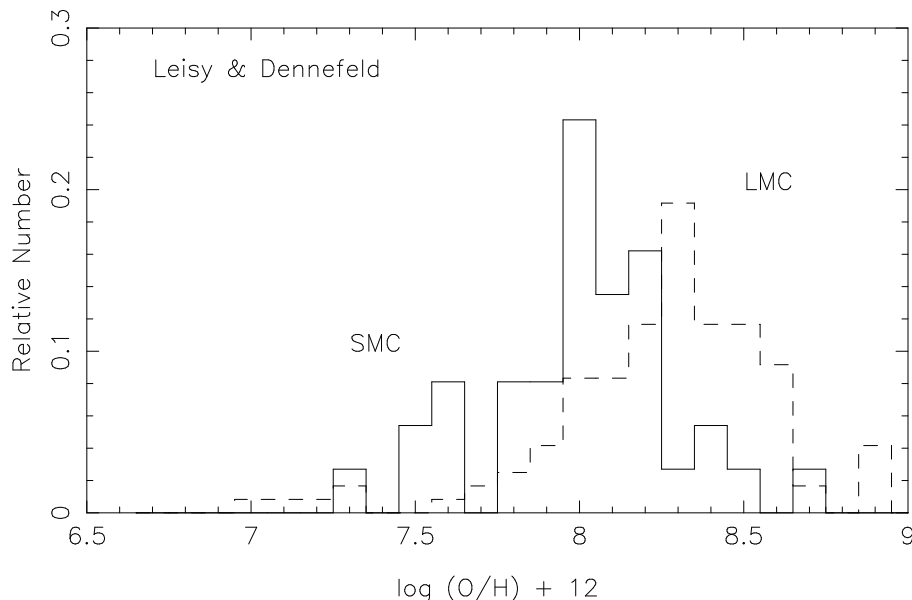


Fig. 7. The same as Fig. 5 for the data by Leisy & Dennefeld (2006).

comparison with the Milky Way, the galactic disk nebulae extend to a higher metallicity, up to $\epsilon(\text{O}) \simeq 9.2$, while the LMC objects reach $\epsilon(\text{O}) \simeq 8.8$ and the lowest metallicities in the SMC are about $\epsilon(\text{O}) \simeq 7.0$. Concerning the remaining elements that are not affected by the evolution of the PN progenitor stars, the Ar/H abundance distribution has a similar pattern, while the S/H data is less clear, as already mentioned. We will discuss this element in more detail in the next section. For Ne/H we have no IAG data for the LMC, but the larger Leisy & Dennefeld (2006) sample clearly confirms the 0.4 to 0.5 dex difference between the LMC and the SMC.

The metallicity distribution of the PN as shown in Figs. 5, 6, and 7 can also be compared with galactic data, both for disk and bulge PN. Cuisinier et al. (2000) considered a sample of 30 bulge nebulae and a compilation containing about 200 disk PN, and concluded that both O/H distributions are similar, peaking around 8.7–8.8 dex, and extending from $\epsilon(\text{O}) \simeq 8.0$ to $\epsilon(\text{O}) \simeq 9.2$. More recently, Escudero et al. (2004) obtained a similar distribution using a bulge sample twice as large, which extended to about 7.5 dex (see also Costa et al. 2008). According to Figs. 5–7, the O/H distributions are displaced relative to the Milky Way by approximately 0.4 and 0.7 dex towards shorter metallicities for the LMC and SMC, respectively, in good agreement with the results discussed in Section 4.1.

3.5. Abundance correlations: elements not produced by the progenitor stars

Photoionized nebulae, comprising both PN and HII regions, are extremely useful to study chemical abundances in different systems. While HII regions

reflect the present chemical composition of star-forming systems, PN is helpful to trace the time evolution of the abundances, especially when an effort is made to establish their age distribution (see for example Maciel et al. 2006b). The elements S, Ar and Ne are probably not produced by the PN progenitor stars, as they are manufactured in the late evolutionary stages of massive stars. Therefore, S, Ar, and Ne abundances as measured in PN should reflect the interstellar composition at the time the progenitor stars were formed. Since in the interstellar medium of star-forming galaxies such as the Magellanic Clouds the production of O and Ne is believed to be dominated by type II supernovae, we may conclude that the original O and Ne abundances are not significantly modified by the stellar progenitors of bright PN.

The variation of the ratios S/H, Ar/H and Ne/H with O/H usually show a good positive correlation for all studied systems in the Local Group, with similar slopes close to unity. The main differences lie in the average metallicity of the different galaxies, which can be inferred from the observed metallicity range, as we have seen in the previous section.

Fig. 8 shows the Ne/H ratio as a function of O/H for the SMC, while Fig. 9 corresponds to the LMC. In these figures we include the combined samples mentioned in Section 2 as follows: IAG/USP data (filled circles), Stasińska et al. (1998) (empty circles), and Leisy & Dennefeld (2006) (crosses). Average error bars are included at the lower right corner of the figures. It can be seen that the correlation is very good, with a slope in the range 0.8–0.9 in both cases. The Ne/H \times O/H relation is probably the best example provided by PN regarding the nucleosynthesis in massive stars. This correlation is very well defined, as shown in Figs. 8 and 9, and is essentially the same as derived from HII regions in different star forming galaxies of the Local Group, including the Milky Way, and in emission line galaxies as well, as clearly shown by Richer & McCall (2006) and Richer (2006, see also Henry et al. 2006).

The Ar/H data shows a similar correlation with O/H, as can be seen from Figs. 10 and 11, but the correlation is poorer, which may be due to the fact that the samples are smaller, since Stasińska et al. (1998) do not present argon data. Again, the main discrepancy lies in the S/H data, as can be seen from Figs. 12 and 13. Although most objects define a positive correlation, which is especially true for the LMC, the dispersion is much larger in the S/H data compared to the previous elements, again suggesting that a problem remains in the interpretation of the S/H abundances in planetary nebulae. In particular, both the IAG/USP and Leisy & Dennefeld data suggest a scattering diagram on the S/H \times O/H plane for the SMC, with an average abundance around $\epsilon(\text{S/H}) = \log(\text{S/H}) + 12 \simeq 7.0$. A weaker correlation involving sulfur is to be expected, since the diagnostic lines for this element are weaker than e.g. for oxygen or neon. However, the real situation may be more complex, so that a more detailed discussion is appropriate.

A hint on the problem of the sulfur abundances in PN can be obtained by comparing our S/H abundances with the recent determinations by Bernard-Salas et al. (2008), who have presented Ne/H and S/H abundances for 25 PN

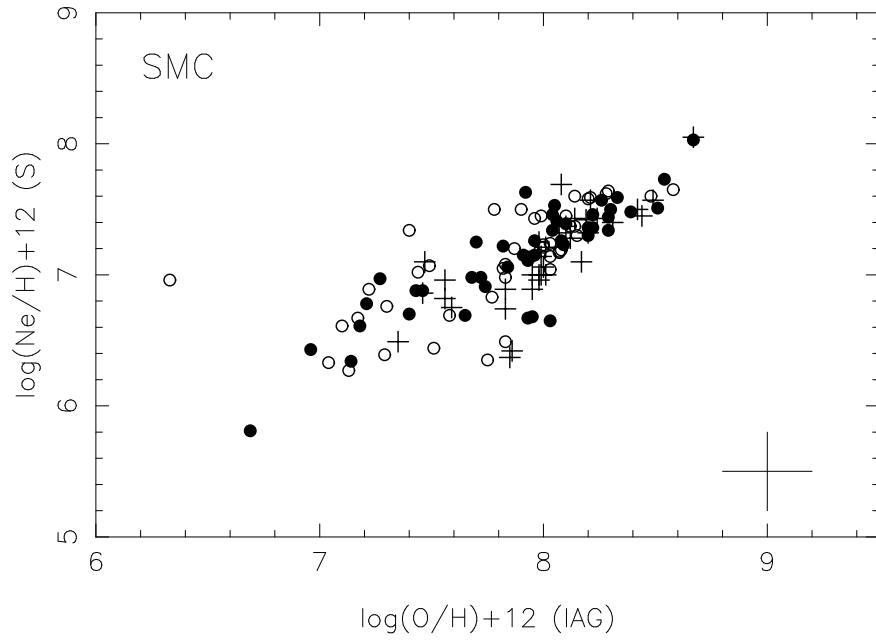


Fig. 8. Distance-independent correlation of $\text{Ne}/\text{H} \times \text{O}/\text{H}$ for the SMC. Filled circles: IAG/USP data; empty circles: Stasińska et al. (1998); crosses: Leisy & Dennefeld (2006).

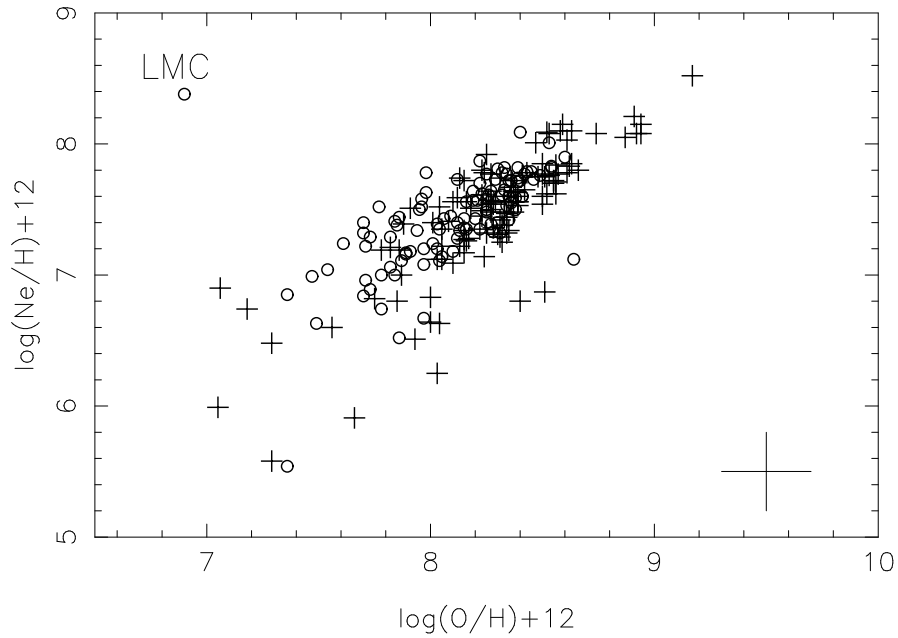


Fig. 9. The same as Fig. 8, for the LMC. No IAG/USP data is available for this object.

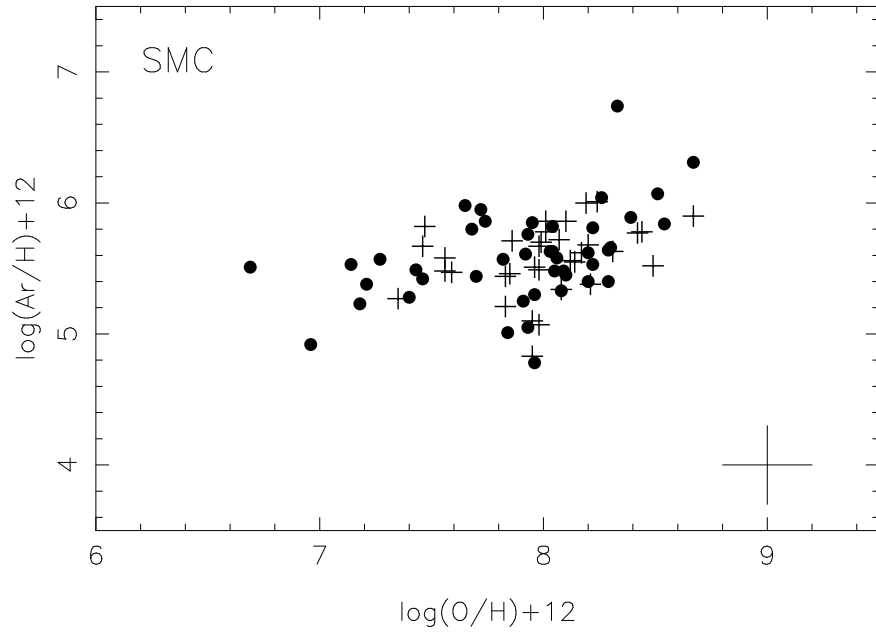


Fig. 10. Distance-independent correlation of $Ar/H \times O/H$ for the SMC. Symbols are as in Fig. 8.

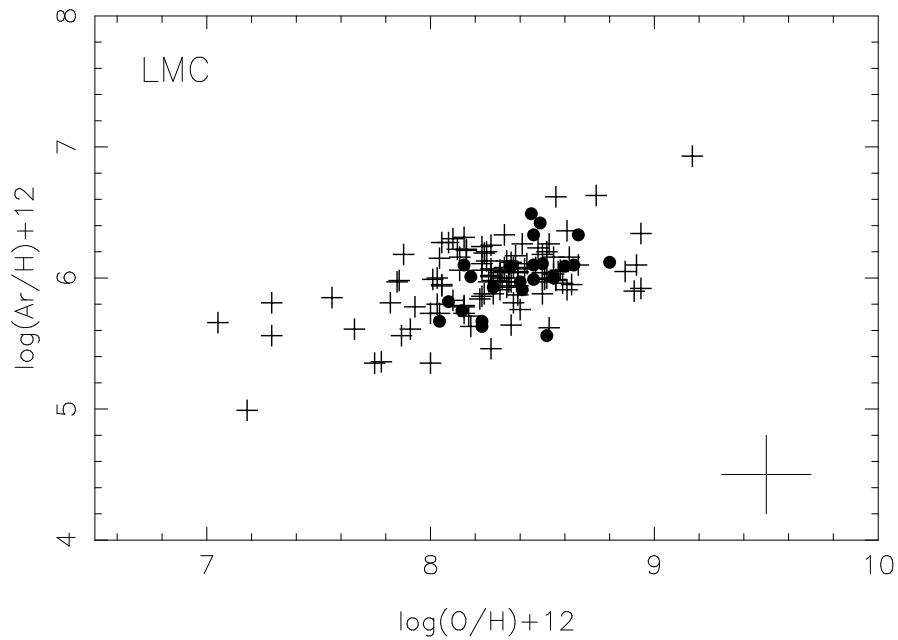


Fig. 11. The same as Fig. 10, for the LMC.

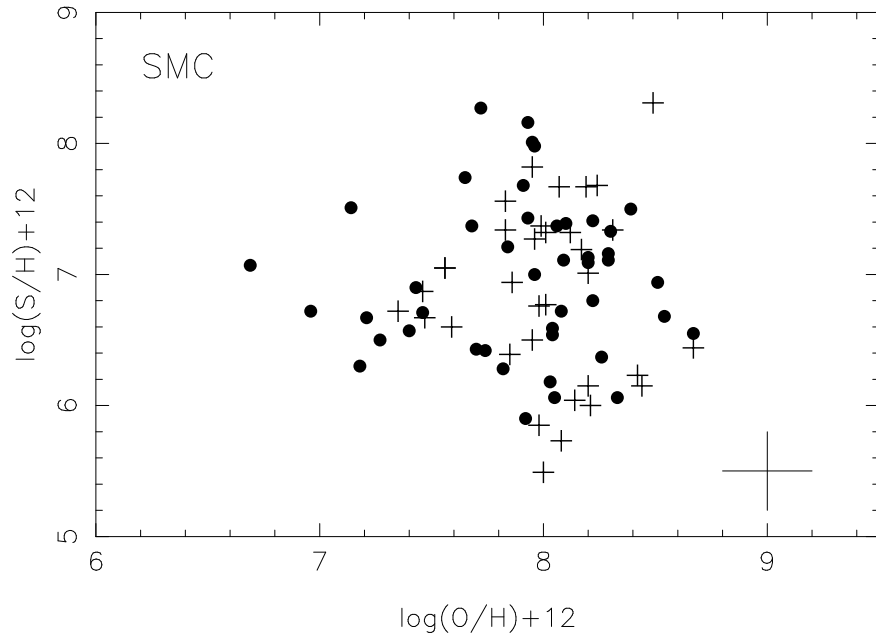


Fig. 12. Distance-independent correlation of $S/H \times O/H$ for the SMC. Symbols are as in Fig. 8.

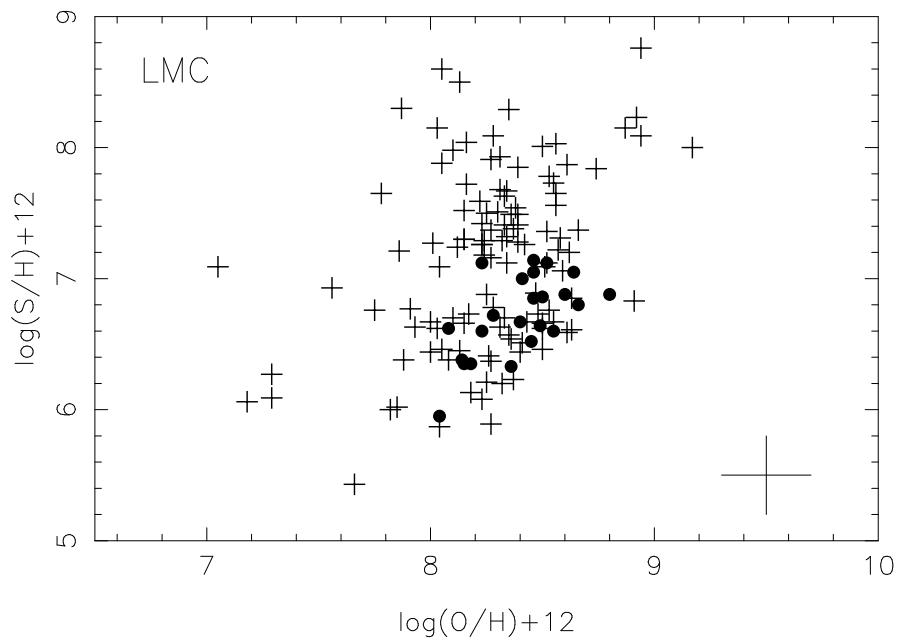


Fig. 13. The same as Fig. 12, for the LMC.

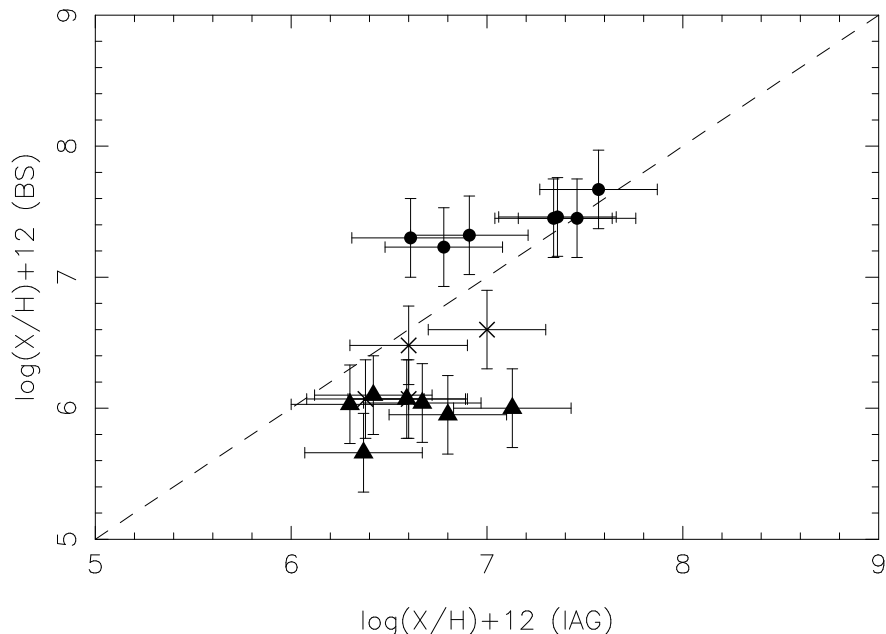


Fig. 14. Comparison of the *Spitzer* results by Bernard-Salas et al. (2008) and the IAG/USP sample. circles: SMC, Ne/H data; triangles: SMC, S/H abundances; crosses: LMC, S/H data.

in the Magellanic Clouds using *Spitzer* data. These results have been obtained on the basis of high-resolution spectroscopic observations in the infrared, and are in principle more accurate compared with the abundances of our present sample, since the uncertainties in the electron temperatures do not affect the infrared lines, the interstellar extinction effects are smaller, and the use of the often uncertain ionization correction factors is greatly reduced (cf. Bernard-Salas et al. 2008). A comparison of the Ne/H and S/H abundances from this source and those by the IAG/USP group is shown in Fig. 14, where the adopted uncertainties are also shown. There are eleven objects in common, which is a small but representative sample. In the figure, the circles refer to Ne/H and the triangles for S/H for the SMC, while the crosses are S/H data for PN in the LMC.

It can be seen that the Ne/H abundances show a very good agreement with the infrared data, while for S/H there is a tendency for our values to be larger than those by Bernard-Salas et al. (2008). Although the differences are not very large except for a few nebulae, it may be suggested that the S/H data presented here should be considered as upper limits. Inspecting Figs. 12 and 13, that would be expected especially for those nebulae having lower oxygen abundances, which would explain the scatter diagram observed in Fig. 12. In Bernard-Salas et al. (2008), a similar comparison of the *Spitzer* S/H abundances with data by Leisy & Dennefeld (2006) was presented, and it was shown that the latter are also systematically larger than the infrared results. This

was interpreted by Bernard-Salas et al. (2008) as the ionization correction factors used by Leisy & Dennefeld (2006) overestimated the contribution of the S^{+3} ion to the total sulfur abundances. In fact, several of the S/H values for Magellanic Cloud PN in Leisy & Dennefeld (2006) are flagged as upper limits. While commenting on the large dispersion of their $\log S/H \times \log O/H$ plot, the authors stress that the sulfur abundances are affected by several problems, such as the lack of [SIV] or [SIII] lines, blending with oxygen lines, and inaccuracies in the adopted electron temperatures. By considering only the nebulae for which the sulfur data is more reliable, Leisy & Dennefeld (2006) obtain a somewhat reduced dispersion on the $\log S/H \times \log O/H$ plane, but it is still concluded that the sulfur abundances are not good metallicity indicators for Magellanic Cloud planetary nebulae.

A discussion of the sulfur abundance problem in PN was recently given by Henry et al. (2004, 2006). These authors identified a so-called “sulfur anomaly”, or the lack of agreement of the S/H ratio in PN with corresponding data from HII regions and other objects. From an analysis of the abundances in Milky Way planetary nebulae, HII regions and blue compact galaxies, it was suggested that the origin of the “sulfur anomaly” is probably linked to the presence of S^{+3} ions, which would affect the total sulfur abundances, at least in some nebulae. According to this view, the abundances of at least some of the galactic PN are underestimated, in the sense that the measured S/H ratio is lower than expected on the basis of the derived O/H abundances. If this explanation is valid for Magellanic Cloud PN, it would probably affect those objects with higher O/H ratios, so it is an alternative to the previous suggestion based on the comparison of optical abundances with infrared data. However, other factors may play a role, such as the weakness of the sulfur lines, the assumptions leading to the ionization correction factors, etc., so that this problem deserves further investigation.

3.6. Abundance correlations: elements produced by the progenitor stars

Considering now the elements that are produced during the evolution of the PN progenitor stars, namely, He and N, Figs. 15 and 16 show the derived correlations of N/H and O/H for the SMC and LMC, respectively. As expected, a positive correlation is observed, which is especially evident in the case of the LMC, but the dispersion of the data is larger than in the case of Ne and Ar. This is due to the fact that the PN display both the original N present at the formation of the star and the contamination that is dredged up at the AGB branch of the stellar evolution. In other words, the N/H ratio measured in PN shows some contamination, or enrichment, in comparison with the original abundances in the progenitor star.

An estimate of the nitrogen enrichment from the PN progenitor stars can be made by comparing the average N/H abundances of Table 1 with those of

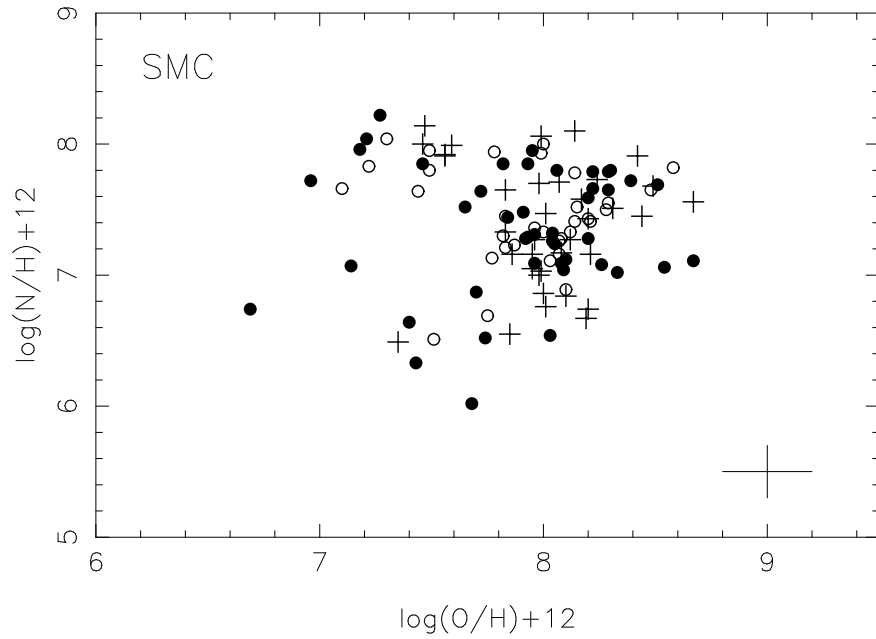


Fig. 15. Distance-independent correlation of $N/H \times O/H$ for the SMC. Symbols are as in Fig. 8.

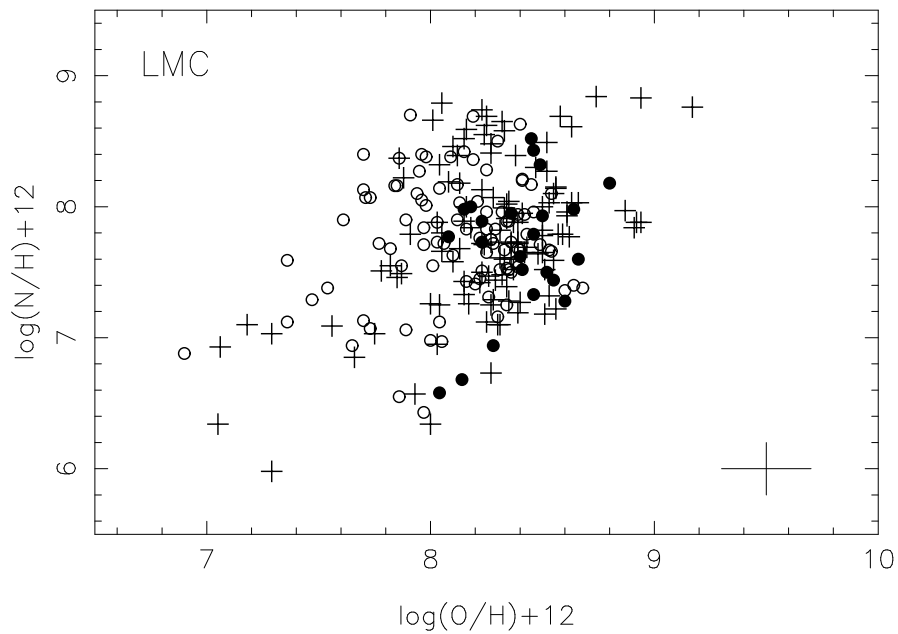


Fig. 16. The same as Fig. 15, for the LMC.

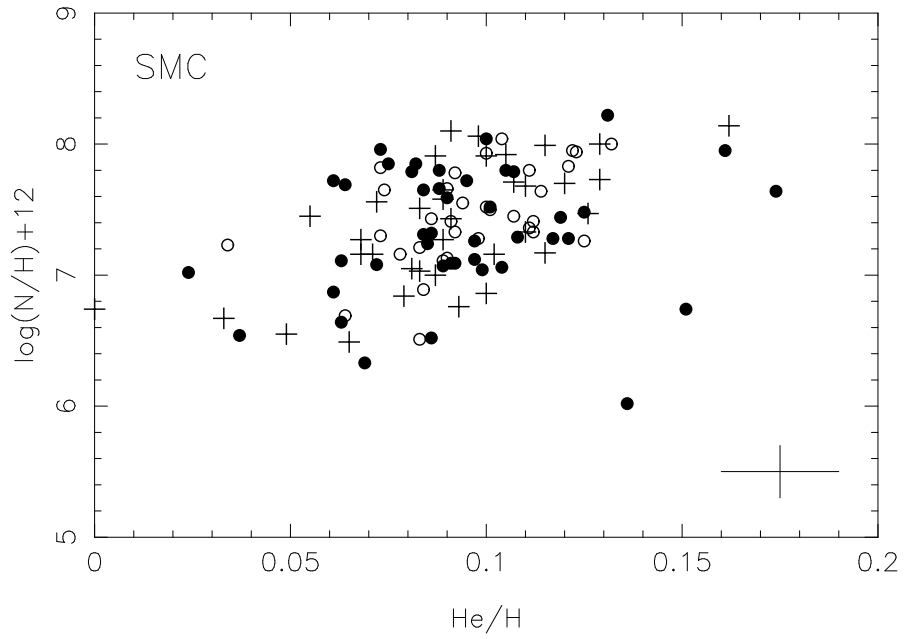


Fig. 17. Distance-independent correlation of $N/H \times He/H$ for the SMC. Symbols are as in Fig. 8.

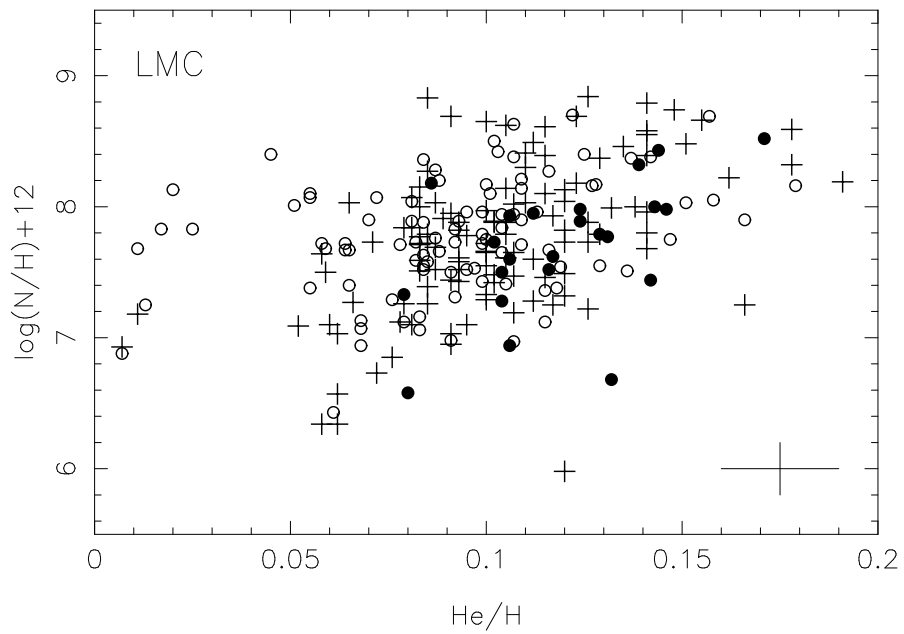


Fig. 18. The same as Fig. 17, for the LMC.

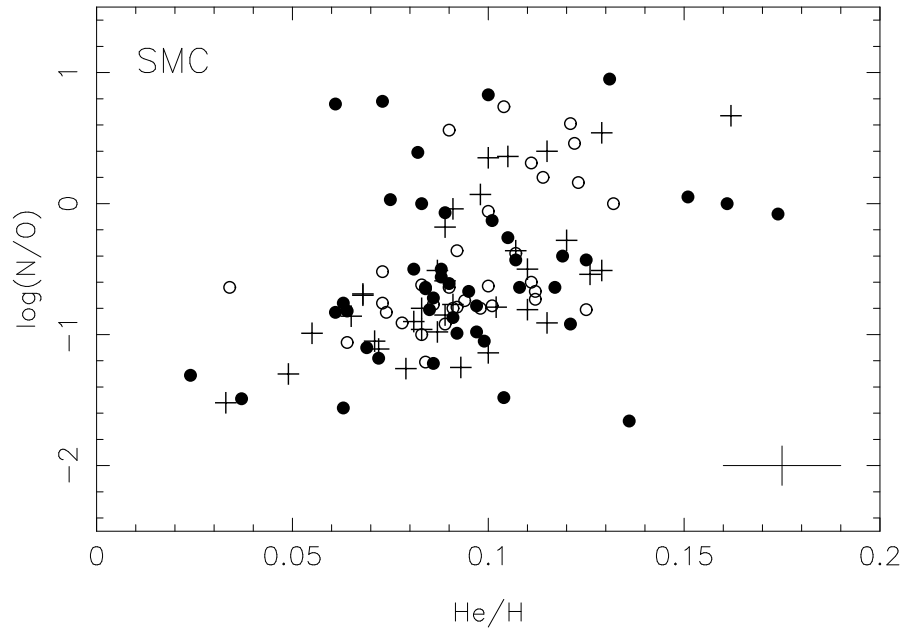


Fig. 19. Distance-independent correlation of $N/O \times He/H$ for the SMC. Symbols are as in Fig. 8.

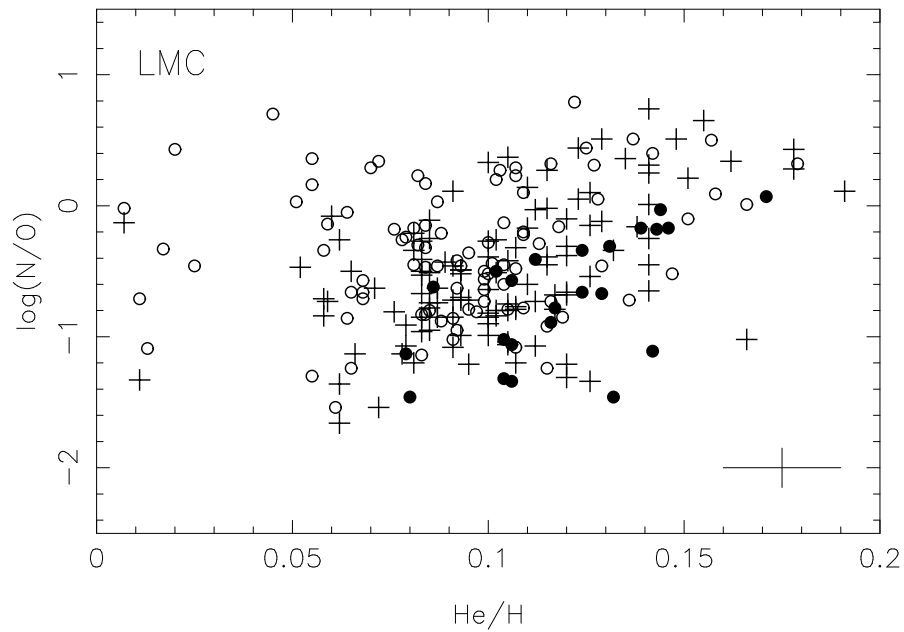


Fig. 20. The same as Fig. 19, for the LMC.

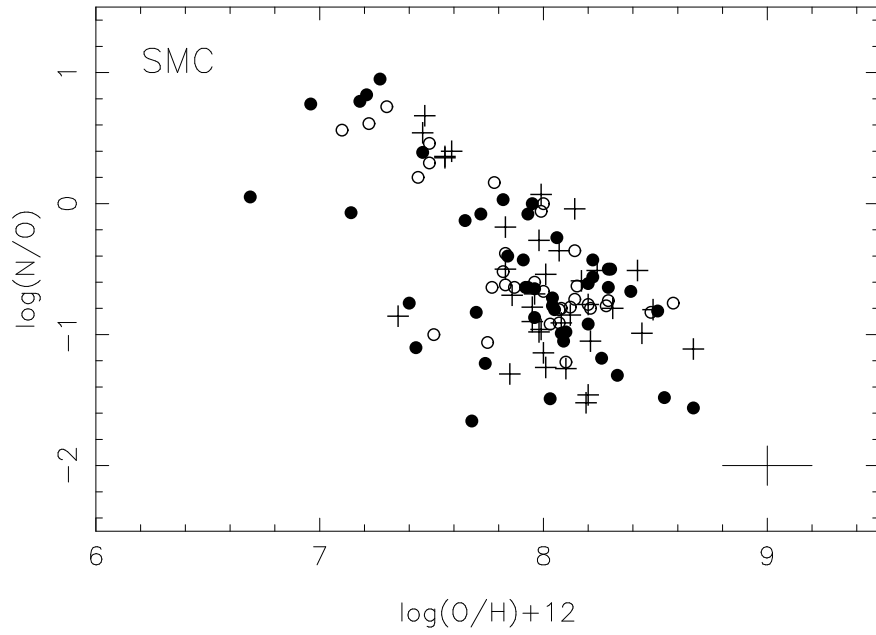


Fig. 21. Distance-independent correlation of $N/O \times O/H$ for the SMC. Symbols are as in Fig. 8.

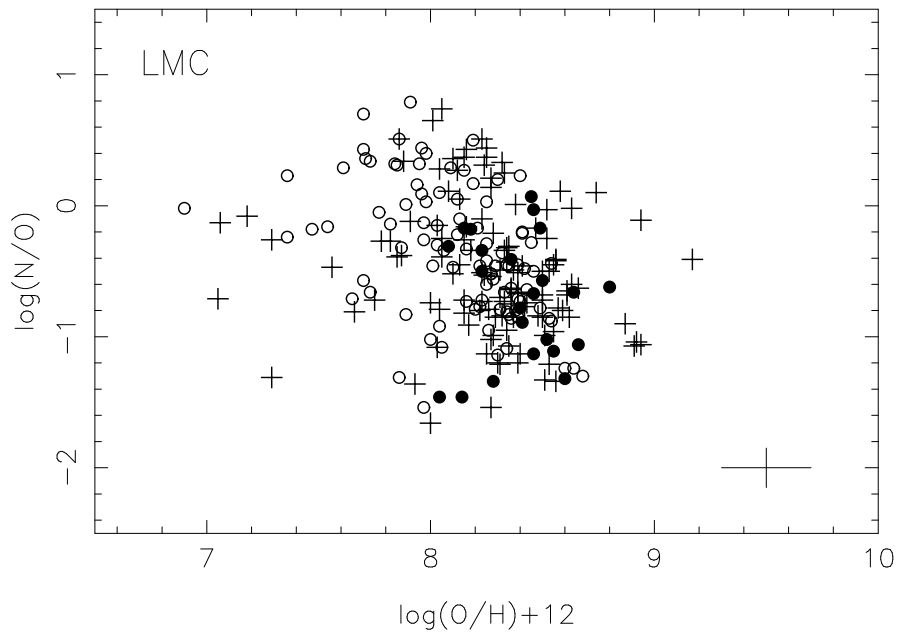


Fig. 22. The same as Fig. 21, for the LMC.

HII regions. The Orion value given in the table is similar to the PN abundances for the 3 samples considered, but HII regions in the lower metallicity Magellanic Clouds have accordingly lower nitrogen abundances. As an example, for 30 Doradus, the brightest HII region in the LMC, Peimbert (2003) estimates $\epsilon(\text{N}) = 7.05$ based on echelle spectrophotometry, assuming no temperature fluctuations ($t^2 = 0.00$). Comparing this result with the data of Table 1, an average enrichment of about 0.6–0.7 dex is obtained for the N/H ratio. Concerning HII regions in the SMC, Relaño et al. (2002) estimate $\epsilon(\text{N}) = 6.81$ for NGC 346 on the basis of photoionization models, which implies an enrichment of 0.5–0.6 dex for the PN samples listed in Table 1. These enrichment factors may be affected by the chemical evolution of the host galaxy, which includes the average increase of the metallicity as the galaxy evolves, but it is interesting that similar factors are obtained both for the LMC and SMC. The quoted values for 30 Dor and NGC 346 are included at the bottom of Table 1, as representative of HII in the Magellanic Clouds.

Figs. 17 and 18 show the N/H abundances as a function of the He/H ratio, while Figs. 19 and 20 are the corresponding plots for N/O as a function of He/H. As pointed out in the literature (cf. Kwok 2000), these ratios present enhancements relative to the average interstellar values. The dispersion is again large, but a positive correlation can also be observed, as expected, since the same processes that increase the nitrogen abundances in PN also affect the He/H ratio. A plot similar to Figs. 19 and 20 was presented by Shaw (2006), in an effort to separate PN of different morphologies. In the LMC, some objects in the sample by Stasińska et al. (1998) have very low He abundances while the N/O ratio is normal, suggesting that neutral helium may be present in these objects. As pointed out by Maciel et al. (2006a), the $\text{N/O} \times \text{He/H}$ ratios in the Magellanic Clouds support the correlation observed in the Milky Way, but the N/O ratio is comparatively lower. The O/H ratio corresponding to the SMC is also lower, which can be interpreted as an evidence that the lower metallicity environment in the SMC leads to a smaller fraction of Type I PN, which are formed by the more massive stars in the Intermediate Mass Star bracket (cf. Stanghellini et al. 2003).

Finally, Figs. 21 and 22 show the N/O ratios as a function of the O/H abundances. The conversion of oxygen into nitrogen by the ON cycling in the PN progenitor stars has been suggested in the literature as an explanation for the anticorrelation between N/O and O/H in planetary nebulae (cf. Costa et al. 2000, Stasińska et al. 1998, Perinotto et al. 2006). This relation is approximately valid on the basis of PN data in several galaxies of the Local Group, as discussed by Richer & McCall (2006). From Figs. 21 and 22, we conclude that the Magellanic Cloud data support such anticorrelation, particularly in the case of the SMC. As discussed by Maciel et al. (2006a) the Milky Way data define a mild anticorrelation, especially in the case of $\epsilon(\text{O}) = \log(\text{O}/\text{H}) + 12 > 8.0$, which is better defined by the SMC/LMC.

Acknowledgements. This work was partly supported by FAPESP and CNPq.

REFERENCES

- Bernard-Salas, J., Pottasch, S. R., Gutenkunst, S., Morris, P. W., & Houck, J. R. 2008, *ApJ*, 672, 274
- Buzzoni, A., Arnaboldi, M., & Corradi, R. L. M. 2006, *MNRAS*, 368, 877
- Ciardullo, R. 2006, In: *IAU Symposium 234*, Eds. M. J. Barlow, R. H. Méndez. (Cambridge: Cambridge University Press), 325
- Costa, R. D. D., de Freitas Pacheco, J. A., & Idiart, T. E. P. 2000, *A&AS*, 145, 467
- Costa, R. D. D., Maciel, W. J., & Escudero, A. V. 2008, *Baltic Astron.* (in press)
- Cuisinier, F., Maciel, W. J., Köppen, J., Acker, A., & Stenholm, B., 2000, *A&A*, 353, 543
- Escudero, A. V., Costa, R. D. D., & Maciel, W. J., 2004, *A&A*, 414, 211
- de Freitas Pacheco, J. A., Barbuy, B., Costa, R. D. D., & Idiart, T. E. P. 1993, *A&A*, 271, 429
- de Freitas Pacheco, J. A., Costa, R. D. D., & Maciel, W. J. 1993, *A&A*, 279, 567
- Henry, R. B., Kwitter, K. B., & Balick, B. 2004, *AJ*, 127, 2284
- Henry, R. B., Skinner, J. N., Kwitter, K. B., & Milingo, J. B. 2006, In: *IAU Symposium 234*, Eds. M. J. Barlow, R. H. Méndez. (Cambridge: Cambridge University Press), 417
- Idiart, T. P., Maciel, W. J., & Costa, R. D. D. 2007, *A&A*, 472, 101
- Jacoby, G. H. 2006, In: *Planetary nebulae beyond the Milky Way*, ed. L. Stanghellini, J. R. Walsh, & N. G. Douglas. (Heidelberg: Springer), 17
- Kwok, S. 2000, *The origin and evolution of planetary nebulae*. (Cambridge: Cambridge University Press)
- Leisy, P., & Dennefeld, M. 2006, *A&A*, 456, 451
- Maciel, W. J., Costa, R. D. D., & Idiart, T. E. P. 2006a, In: *Planetary nebulae beyond the Milky Way*, ed. L. Stanghellini, J. R. Walsh, & N. G. Douglas. (Heidelberg: Springer), 209
- Maciel, W. J., Lago, L. G., & Costa, R. D. D., 2006b, *A&A*, 453, 587
- Maciel, W. J., Costa, R. D. D., & Idiart, T. E. P. 2008, In: *IAU Symp. 256, The Magellanic Clouds: stars, gas, and galaxies*, Eds. J. Th. van Loon, J. M. Oliveira, (electronic publication)
- Peimbert, A., 2003, *ApJ*, 584, 735
- Perinotto, M., Magrini, L., Mampaso, A., & Corradi, R. L. M. T. E. P. 2006, In: *Planetary nebulae beyond the Milky Way*, ed. L. Stanghellini, J. R. Walsh, & N. G. Douglas. (Heidelberg: Springer), 232
- Relaño, M., Peimbert, M., & Beckman, J., 2002, *ApJ*, 564, 704
- Richer, M. G. 2006, In: *IAU Symposium 234*, Eds. M. J. Barlow, R. H. Méndez. (Cambridge: Cambridge University Press), 317
- Richer, M. G., & McCall, M. 2006, In: *Planetary nebulae beyond the Milky Way*, ed. L. Stanghellini, J. R. Walsh, & N. G. Douglas. (Heidelberg: Springer), 220
- Shaw, R. A. 2006, In: *IAU Symposium 234*, Eds. M. J. Barlow, R. H. Méndez. (Cambridge: Cambridge University Press), 305
- Stanghellini, L. 2008, In: *IAU Symposium 256, The Magellanic Clouds: stars, gas, and galaxies*, ed. J. van Loon, J. M. Oliveira (Cambridge: Cambridge University Press), in press [astro-ph: 0810.4167]
- Stanghellini, L., Shaw, R. A., Balick, B., Mutchler, M., Blades, J. C., & Villaver, E. 2006, *ApJ*, 596, 1014
- Stasińska, G. 2004, In: *Cosmochemistry: The melting pot of the elements*, XIII Canary Islands Winter School of Astrophysics, ed. C. Esteban, R. J. García

López, A. Herrero, F. Sánchez (Cambridge: Cambridge University Press), 115
Stasińska, G., Richer, M. G., & McCall, M. 1998, A&A, 336, 667

W. J. Maciel, R. D. D. Costa and T. E. P. Idiart: Instituto de Astronomia, Geofísica e Ciências Atmosféricas, Universidade de São Paulo - Rua do Matão 1226, CEP 05508-900, São Paulo SP, Brazil (maciel@astro.iag.usp.br, roberto@astro.iag.usp.br, thais@astro.iag.usp.br.)