

Structure and Physical properties of New layered oxypnictides

$$Sr_4Sc_2O_6M_2As_2 \text{ (M=Fe and Co)}$$

Y. L. Xie, R. H. Liu, T. Wu, G. Wu, Y. A. Song, D. Tan, X. F.

Wang, H. Chen, J. J. Ying, Y. J. Yan, Q. J. Li and X. H. Chen*

*Hefei National Laboratory for Physical Science at Microscale and Department of Physics,
University of Science and Technology of China,
Hefei, Anhui 230026, China*

(Dated: November 9, 2018)

Abstract

We have successfully prepared the new layered oxypnictides $Sr_4Sc_2O_6M_2As_2$ (M=Fe and Co). They adopt the tetragonal structure, being the same as that of $Sr_4Sc_2O_6Fe_2P_2$. The lattice constants are $a=0.4045$ nm and $c=0.5802$ nm for M=Fe, and $a=0.4045$ nm and $c=1.5695$ nm for M=Co, respectively. Their transport and magnetic properties have been systematically studied. The temperature dependence of Hall coefficient and thermoelectric powder for $Sr_4Sc_2O_6Fe_2As_2$ compound show complicated behavior, similar to that of iron-based parent compounds $LnOFeAs$ and $BaFe_2As_2$. It suggests that the $Sr_4Sc_2O_6Fe_2As_2$ could be considered a new parent compound as iron-based superconductors.

PACS numbers: 74.70.-b, 74.35.Ha, 74.25.Fy

*Corresponding author; Electronic address: chenxh@ustc.edu.cn

I. INTRODUCTION

The recent discovery of superconductivity in iron-based arsenide with the critical temperature (T_C) higher than McMillan limit of 39 K (the theoretical maximum predicted by BCS theory)[1, 2, 3, 4] has generated great excitement since the superconductivity is clearly unconventional similar to the cuprate superconductors. The iron-based arsenide superconductors have a quasi-two dimensional structure, in which Fe_2As_2 layers are separated by different charge reservoir, such as LnO ($\text{Ln} = \text{La}, \text{Sm}, \text{Pr}, \text{Ce}, \text{Gd}$ etc.) and Ae ($\text{Ae} = \text{Ba}, \text{Ca}, \text{Sr}$ etc.).

To attempt new iron-based superconductor with higher critical temperature, more and more new iron-based compounds with different structures have been found and superconductivity was also found in these system, such as LiFeAs , FeSe etc[5, 6, 7, 8]. However, superconductivity was not reported for the attempts to replace old charge reservoir with thicker ones, such as $\text{Sr}_3\text{Sc}_2\text{O}_5\text{Fe}_2\text{As}_2$ [9]. Increasing the thickness of charge reservoir can make the system more two-dimensional and enhance the spin fluctuation and density of state at Fermi surface, consequently the superconducting transition temperature can be pushed to higher. Recently, a similar attempt was successful in FeP materials[10]. Ogino et al. found that the $\text{Sr}_4\text{Sc}_2\text{O}_6\text{Fe}_2\text{P}_2$ is superconducting below 17K, which is higher than LaOFeP with $T_c \sim 5\text{K}$ [12]. This new material has a similar structure with $\text{Sr}_4\text{Sc}_2\text{O}_6\text{Cu}_2\text{S}_2$, which has been reported earlier[11]. In this new FeP material, the charge reservoir is thicker than the one of LaOFeP , so that distance between the conducting FeP layers is much increased. It indicates that an increase in the thickness of charge reservoir should enhance the superconducting critical temperature. In the other hand, the critical transition temperature of doped FeAs systems are much higher than the one of FeP system with similar structure[1, 12]. Above findings shed light for finding new superconductor with higher critical transition temperature by searching new FeAs/FeP compounds with thicker charge reservoir.

In our paper, we successfully prepared New layered oxypnictides $\text{Sr}_4\text{Sc}_2\text{O}_6\text{M}_2\text{As}_2$ ($\text{M}=\text{Fe}$ and Co). The two materials adopt the same crystalline structure with $\text{Sr}_4\text{Sc}_2\text{O}_6\text{Fe}_2\text{P}_2$. Their transport and magnetic properties have been systematically studied. The temperature dependence of Hall coefficient and thermoelectric powder for $\text{Sr}_4\text{Sc}_2\text{O}_6\text{Fe}_2\text{As}_2$ compound show complicated behavior, similar to that of iron-based parent compounds LnOFeAs and BaFe_2As_2 . It suggests that the $\text{Sr}_4\text{Sc}_2\text{O}_6\text{Fe}_2\text{As}_2$ could be considered a new parent com-

pound as iron-based superconductors.

II. EXPERIMENT

Polycrystalline samples of $\text{Sr}_4\text{Sc}_2\text{O}_6\text{M}_2\text{As}_2$ (M=Fe and Co) were synthesized by solid state reaction method using SrAs, Fe_2As , Co_2As , SrO and Sc_2O_3 as starting materials. Fe_2As and Co_2As was pre-synthesized by heating the mixture of Fe and As powder at 900°C for 24 hours. SrAs was prepared by the reaction of Sr lumps and As powder at 800°C for 24 hours. The raw materials were accurately weighed according to the stoichiometric ratio of $\text{Sr}_4\text{Sc}_2\text{O}_6\text{M}_2\text{As}_2$ (M=Fe and Co), then thoroughly grounded and pressed into pellets. The pellets were wrapped with Ta foil and sealed in evacuated quartz tube. The sealed tubes were sintered at 900°C for 10 hours and 1200°C for 50 hours. The sample preparation process except for annealing was carried out in glove box in which high pure argon atmosphere is filled. X-ray diffraction was carried out on an 18 kW MXPAHF X-ray diffractometer with high-intensity Cu Ka radiation. Structural refinement was performed using the analysis program GSAS. The resistance was measured by an AC resistance bridge (LR-700, linear Research). Magnetic susceptibility measurements were performed with a superconducting quantum interference device magnetometer (Quantum Design MPMS-7)

III. RESULTS AND DISCUSSIONS

X-ray powder diffraction patterns are shown in Fig.1(a) for the polycrystalline samples: $\text{Sr}_4\text{Sc}_2\text{O}_6\text{Fe}_2\text{As}_2$ and $\text{Sr}_4\text{Sc}_2\text{O}_6\text{Co}_2\text{As}_2$, respectively. Nearly all diffraction peaks in the patterns of both samples can be indexed by the tetragonal with the space group $P4/nmm$, indicating that the samples are almost single phase. The lattice parameters are $a = 0.4045$ nm and $c = 1.5802$ nm for the sample $\text{Sr}_4\text{Sc}_2\text{O}_6\text{Fe}_2\text{As}_2$ and $a = 0.4045$ nm and $c = 1.5695$ nm for the sample $\text{Sr}_4\text{Sc}_2\text{O}_6\text{Co}_2\text{As}_2$, respectively. The crystal structure for both of samples is shown in Fig.1(b), being similar to the Sc-22426 compound with FeP layer.[10] New layered oxypnictides $\text{Sr}_4\text{Sc}_2\text{O}_6\text{M}_2\text{As}_2$ (M=Fe and Co) consist of stacking of antiferro-type M_2As_2 layer and perovskite type $\text{Sr}_4\text{Sc}_2\text{O}_6$ layer, and the distance between anti-fluorite M_2As_2 layers is about 15.7\AA

Figure 2 shows temperature dependence of resistivity for the samples $\text{Sr}_4\text{Sc}_2\text{O}_6\text{M}_2\text{As}_2$

(M=Fe and Co). As shown in Fig.2, the resistivity of $\text{Sr}_4\text{Sc}_2\text{O}_6\text{Fe}_2\text{As}_2$ exhibits a complicated temperature dependent behavior. A slightly metallic behavior shows up above 200 K, and a weak semiconducting-like behavior is observed with decreasing temperature down to about 50 K. Below 50 K, the resistivity sharply increases with decreasing temperature. For the sample $\text{Sr}_4\text{Sc}_2\text{O}_6\text{Co}_2\text{As}_2$, the resistivity show a metallic behavior above about 100 K, and a weak semiconducting-like behavior below 100 K.

The temperature dependent susceptibility for $\text{Sr}_4\text{Sc}_2\text{O}_6\text{M}_2\text{As}_2$ (M= Co, Fe) is shown in Fig.3. For $\text{Sr}_4\text{Sc}_2\text{O}_6\text{Fe}_2\text{As}_2$, a well defined Curie-Weiss behavior was observed in the whole temperature region from 4 K to 300 K, and no obvious magnetic transition was observed down to 4K, which is different from iron-based parent compounds of 1111-type and 122-type[1, 13], but similar with $\text{Sr}_3\text{Sc}_2\text{O}_5\text{Fe}_2\text{As}_2$ [9]. It seems to be that increasing thickness of charge reservoir is harmful for the formation of spin density wave transition. This maybe ascribed to strong magnetic fluctuation in these more two-dimensional structures. For $\text{Sr}_4\text{Sc}_2\text{O}_6\text{Co}_2\text{As}_2$, a ferromagnetic-like behavior was observed, but the Curie temperature maybe higher than measurable temperature range. It is similar with LaOCoAs and LaOCOP [14, 15], in which an itinerant ferromagnetism was also observed. It is possible that the Curie temperature for $\text{Sr}_4\text{Sc}_2\text{O}_6\text{Co}_2\text{As}_2$ is much higher than LaOCoAs ($T_c \sim 66\text{K}$).

In order to identify carrier-type for $\text{Sr}_4\text{Sc}_2\text{O}_6\text{Fe}_2\text{As}_2$, its Hall effect and the thermoelectric power (TEP) are systematically measured. Figure 4a shows the temperature dependence of thermoelectric power. TEP of the sample $\text{Sr}_4\text{Sc}_2\text{O}_6\text{Fe}_2\text{As}_2$ is negative at room temperature, and decreases with decreasing temperature, and show an anomaly peak at about 180 K. Such anomalous peaks in TEP coincides with the occurrence of the crossover from metallic to semiconducting behavior in resistivity as shown in Fig.2. With further decreasing temperature below 180 K, the TEP increases and the change of TEP sign happens at about 95 K. Such TEP behavior is very similar to that of $M\text{Fe}_2\text{As}_2$ (M=Ba, Ca) and LnOFeAs . [16, 17] Figure 4b shows the temperature dependence of the Hall coefficient R_H . One can see that R_H remains negative in the whole temperature range from 5 K to 300 K. The absolute value of R_H increases rapidly below about 50 K at which the resistivity starts to increase sharply with decreasing temperature. Such behavior is similar to that observed in SmOFeAs in which SDW ordering leads to rapid increase of Hall coefficient.[19]. Negative Hall coefficient and TEP indicate that electron-type charge carriers dominate the conduction in the sample. The different sign of Hall coefficient and TEP implies that the system is multiband, being

similar to the case of $\text{LnOFeAs}(1111)$ and $\text{BaFe}_2\text{As}_2(122)$ parent compounds.

IV. CONCLUSIONS

New layered oxypnictides $\text{Sr}_4\text{Sc}_2\text{O}_6\text{M}_2\text{As}_2$ ($\text{M}=\text{Fe}$ and Co) are successfully discovered. They adopt the tetragonal structure, being the same as that of $\text{Sr}_4\text{Sc}_2\text{O}_6\text{Fe}_2\text{P}_2$. Their transport and magnetic properties have been systematically studied. The temperature dependence of Hall coefficient and thermoelectric power for $\text{Sr}_4\text{Sc}_2\text{O}_6\text{Fe}_2\text{As}_2$ compound show complicated behavior, similar to that of iron-based parent compounds LnOFeAs and BaFe_2As_2 . Our studies suggest that $\text{Sr}_4\text{Sc}_2\text{Fe}_2\text{As}_2\text{O}_6$ maybe a new parent compound for iron-based superconductor.

Note: When we are preparing this manuscript, the competing work is reported by G. F. Chen et al., arXiv:0903.5273 and H. Ogino et al., arXiv:0903.5124.

-
- [1] Y. Kamihara et al., *J. Am. Chem. Soc.*, **130**, 3296 (2008).
 - [2] X. H. Chen et al., *Nature* **453**, 761 (2008).
 - [3] Z. A. Ren et al., *Europhys. Lett.*, **82**, 57002 (2008).
 - [4] M. Rotter et al., *Phys. Rev. Lett.* **101**, 107006(2008).
 - [5] X. C. Wang, Q. Q. Liu, Y. X. Lv, W. B. Gao, L. X. Yang, R. C. Yu, F. Y. Li, and C. Q. Jin, *Solid State Communications* **148**, 538 (2008).
 - [6] M. J. Pitcher, D. R. Parker, P. Adamson, S. J. C. Herkelrath, A. T. Boothroyd, and S. J. Clarke, *Chem. Commun.* **45**, 5918 (2008).
 - [7] J. H. Tapp, Z. J. Tang, B. Lv, K. Sasmal, B. Lorenz, C. W. Chu, and A. M. Guloy, *Phys. Rev. B* **78**, 060505 (2008).
 - [8] F.C. Hsu, T.Y. Luo, K.W. Yeh, T.K. Chen, T.W. Huang, Phillip M.Wu, Y.C. Lee, Y.L. Huang, Y.Y. Chu, D.C. Yan, and M.K. Wu, *Proc. Natl. Acad. Sci. USA.* **105**, 14262 (2008).
 - [9] X. Y. Zhu, F. Han, G. Mu, P. Cheng, B. Shen, B. Zeng, and H. H. Wen, *Phys. Rev. B* **79**, 024516 (2009).
 - [10] H. Ogino, Y. Matsumura, Y. Katsura, K. Ushiyama, S. Horii, K. Kishio, and J. -i. Shimoyama, arXiv:0903.3314 (2009).
 - [11] W. J. Zhu and P. H. Hor, *J. Solid State Chem.* **134**, 128 (1997).
 - [12] Y. Kamihara, H. Hiramatsu, M. Hirano, R. Kawamura, H. Yanagi, T. Kamiya, H. Hosono, *J. Am. Chem. Soc.* **128**, 10012 (2006).
 - [13] M. Rotter, M. Tegel, I. Schellenberg, W. Hermes, R. Pöttgen, D. Johrendt, *Phys. Rev. B* **78**, 020503(R) (2008).
 - [14] H. Yanagi, R. Kawamura, T. Kamiya, Y. Kamihara, M. Hirano, T. Nakamura, H. Osawa, and H. Hosono, *Phys. Rev. B* **77**, 224431 (2008).
 - [15] A. S. Sefat, A. Huq, M. A. McGuire, R. Jin, B. C. Sales, D. Mandrus, L. M. D. Cranswick, P. W. Stephens, and K. H. Stone, *Phys. Rev. B* **78**, 104505 (2008).
 - [16] G. Wu et al., *J. Phys. Condensed Matter* **20**, 422201(2008)
 - [17] G. Wu et al., *Europhys. Lett.* **84**, 27010(2008).
 - [18] Y. K. Li et al., *Phys. Rev. B* **79**, 054521(2009).
 - [19] R. H. Liu et al., *Phys. Rev. Lett.* **101**, 087001(2008).

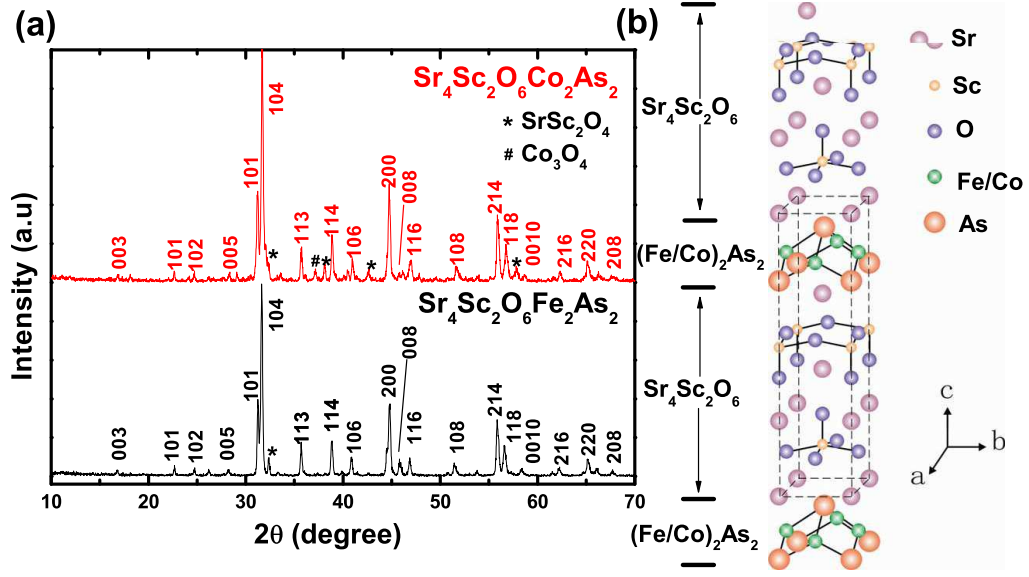


FIG. 1: (Color online) (a). X-ray powder diffraction patterns for $\text{Sr}_4\text{Sc}_2\text{O}_6\text{Co}_2\text{As}_2$ and $\text{Sr}_4\text{Sc}_2\text{O}_6\text{Fe}_2\text{As}_2$; (b). Crystal structure for Sc-22426.

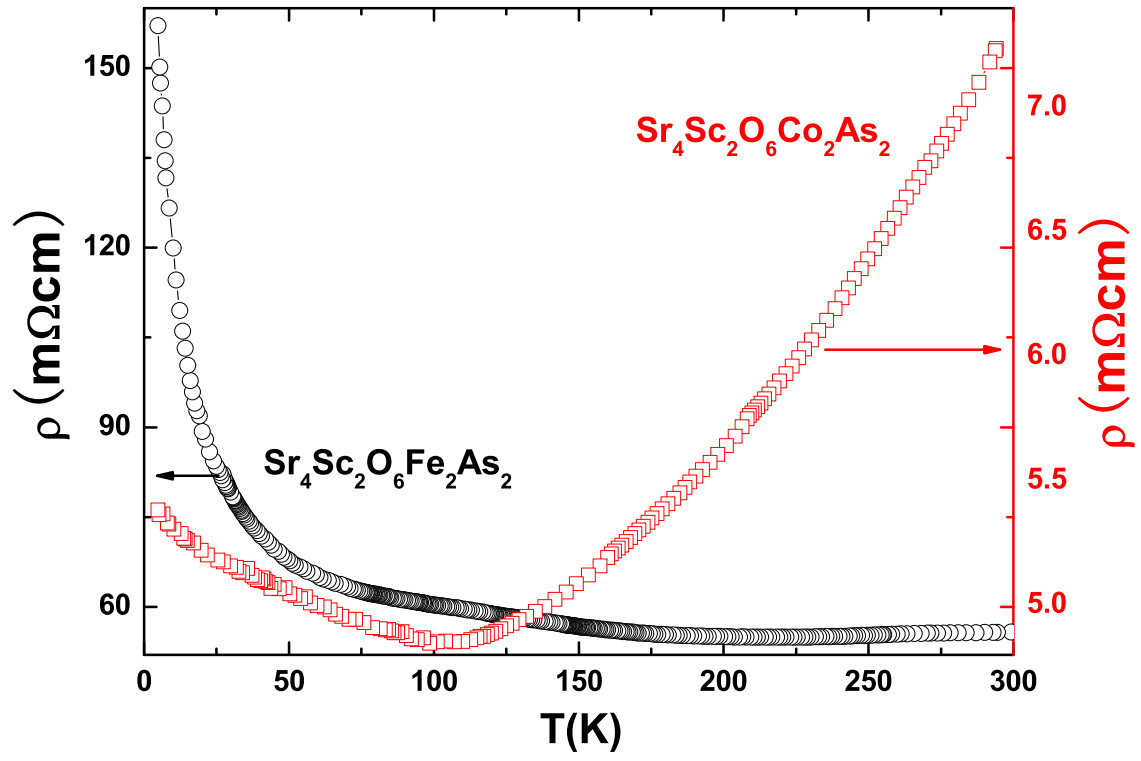


FIG. 2: Temperature dependence of resistivity for the samples $\text{Sr}_4\text{Sc}_2\text{O}_6\text{M}_2\text{As}_2$ ($\text{M}=\text{Fe}$ and Co)

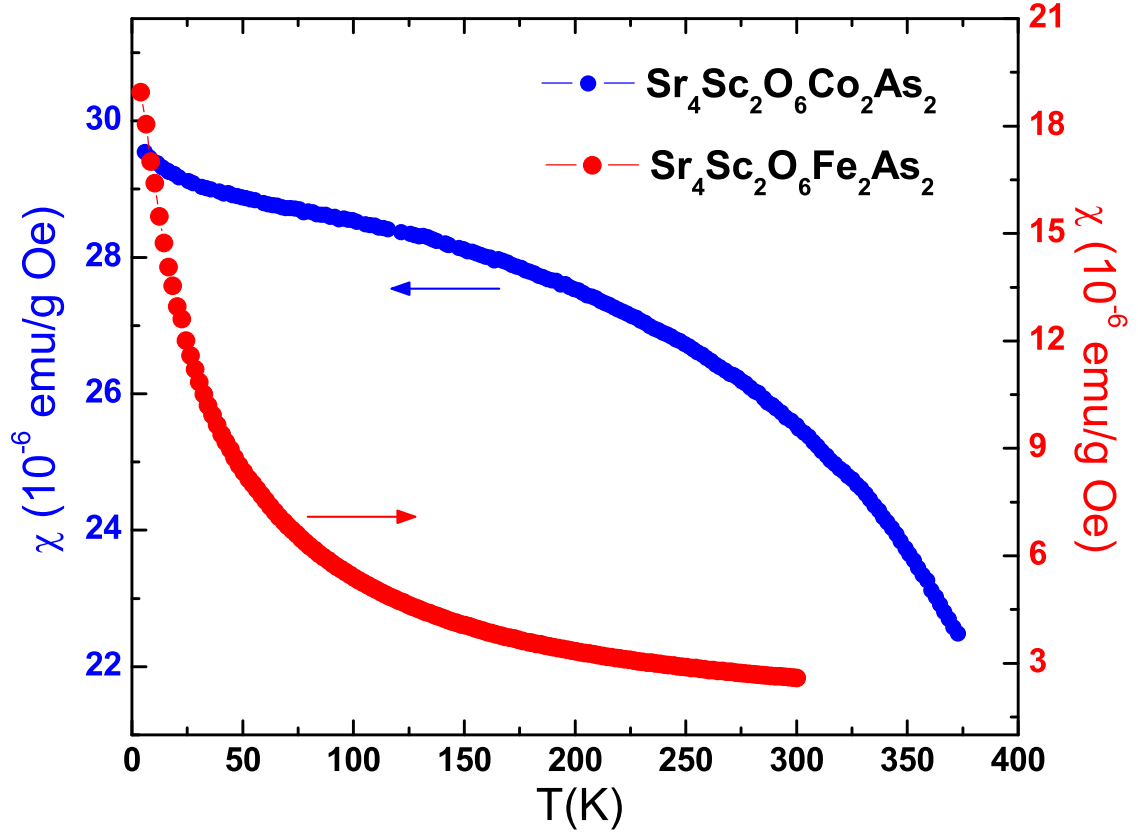


FIG. 3: Temperature dependence of susceptibility for the samples $\text{Sr}_4\text{Sc}_2\text{O}_6\text{M}_2\text{As}_2$ ($\text{M}=\text{Fe}$ and Co)

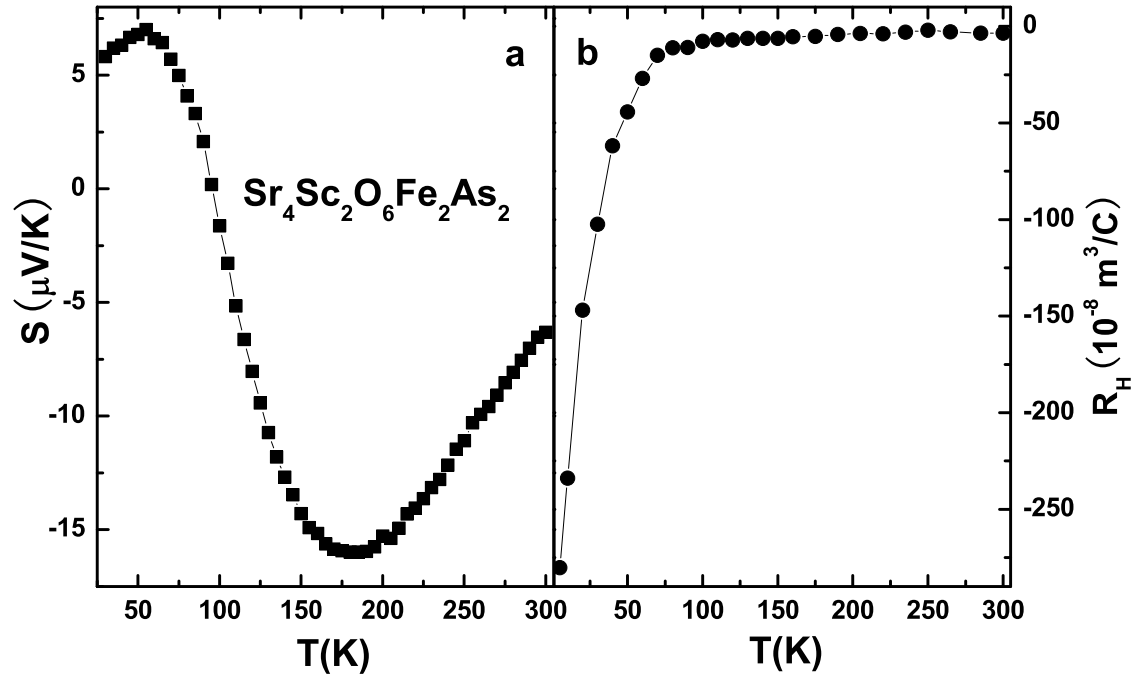


FIG. 4: Temperature dependence of thermoelectric power and Hall coefficient R_H for the samples