

****FULL TITLE****

*ASP Conference Series, Vol. **VOLUME**, **YEAR OF PUBLICATION***

****NAMES OF EDITORS****

Identifications and SEDs of the detected sources from the AKARI Deep Field South

Katarzyna Małek¹, Agnieszka Pollo^{2,3}, Mai Shirahata⁴, Shuji Matsuura⁴, Mitsunobu Kawada⁵, and Tsutomu T. Takeuchi⁵

¹ *Center for Theoretical Physics, PAS, Poland*

² *The Andrzej Soltan Institute for Nuclear Studies, Poland*

³ *Jagiellonian University, Krakow, Poland*

⁴ *Institute of Space and Astronautical Science, JAXA, Japan*

⁵ *Nagoya University, Japan*

Abstract. In order to find counterparts of the detected objects in the AKARI Deep Field South (ADFS) in all available wavelengths, we searched public databases (NED, SIMBAD and others). Checking 500 sources brighter than 0.0482 Jy in the AKARI Wide-S band, we found 114 sources with possible counterparts, among which 78 were known galaxies. We present these sources as well as our first attempt to construct spectral energy distributions (SEDs) for the most secure and most interesting sources among them, taking into account all the known data together with the AKARI measurements in four bands.

1. Introduction

The AKARI Deep Field South (ADFS) is one of the deep fields close to the Ecliptic Pole. The unique property of the ADFS is that the cirrus emission density is the lowest in the whole sky, i.e., the field is the most ideal sky area for far-infrared (FIR) extragalactic observations. Very deep imaging data were obtained down to ~ 20 mJy at $90\ \mu\text{m}$ (for details, see Shirahata et al. 2009).

2. Catalog

We cross-correlated the ADFS point source catalog (based on $90\ \mu\text{m}$) with other known and publicly available databases, mainly the SIMBAD and NED. For 500 sources brighter than 0.0482 Jy, we searched for their counterparts in other wavelengths within the radius of $40''$. In total, 110 counterparts for 114 ADFS sources were found. As shown in Figure 1, the angular distance between the ADFS source and its counterpart is in most cases smaller than $20''$. It is plausible that the more distant identifications are caused by the contamination. In particular, all the three stars in the sample are most probably falsely identified because of the contamination (M. Fukagawa, private communication). Positional scatter map, shown in Figure 2, displays a small but systematic bias of $\sim 4''$ in declination of the ADFS positions with respect to counterparts.

We revealed that most of the detected bright sources are galaxies, and very few stars, quasars, or AGNs were found. As shown in Figure 3, most of the

identified objects are nearby galaxies at $z < 0.1$, a large part of them belonging to a cluster DC 0428-53 at $z \sim 0.04$. The statistics of identified ADFS sources is presented in Table 1.

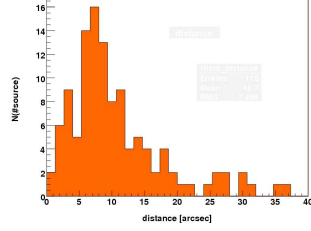


Figure 1. The distribution of angular deviation of counterparts from the ADFS sources.

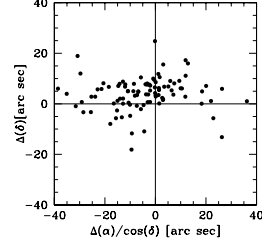


Figure 2. The scatter plot of the deviation of 114 counterparts with respect to the ADFS sources.

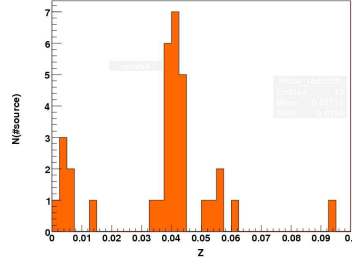


Figure 3. The redshift distribution of 33 identified ADFS galaxies with known redshifts. The only quasar identified (at $z=1.053$) was not shown here.

Table 1. Statistics of identified ADFS sources

Statistics of identified ADFS sources	
Galaxies	78
Galaxy	37
Galaxy in cluster of galaxies	33
Pair or interacting galaxies	4
Low surface brightness galaxy	2
Seyfert 1	1
Starburst	1
Star	3
Quasar	1
X-ray source	3
IR sources	24

3. Spectral energy distributions

Spectral energy distributions (SEDs) give first important clue to the physics of radiation of the sources. The deep image at the *AKARI* filter bands has significantly improved our understanding of the nature of the FIR emission of various sources and allows us to update the models of interstellar dust emission.

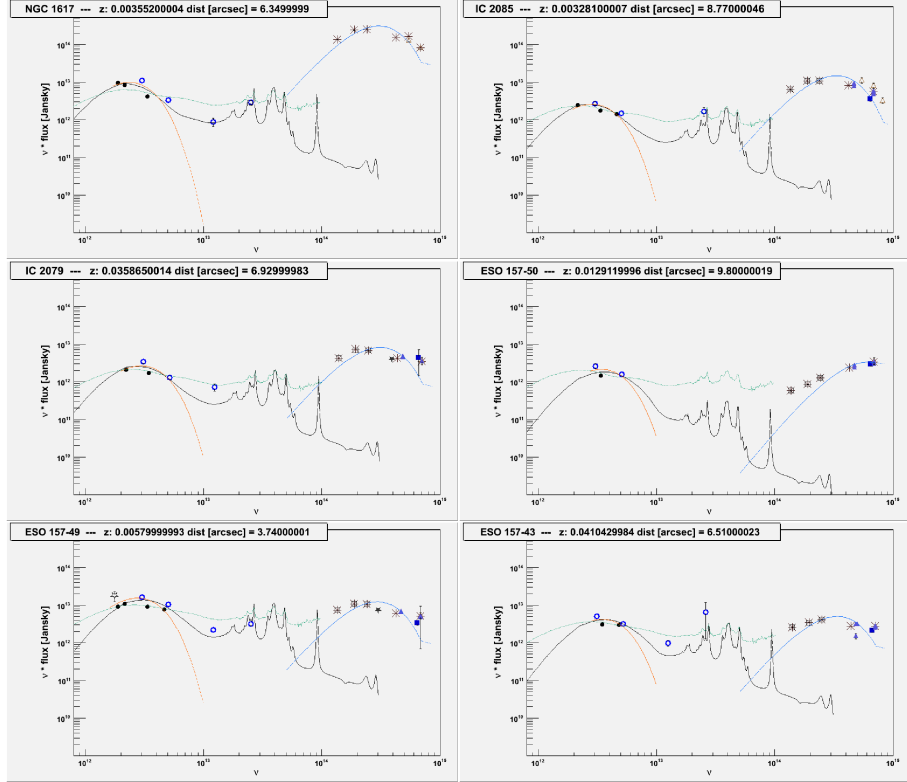


Figure 4. Representative SEDs of galaxies in the ADFS with known redshifts; the data points from ADFS (full black circles) and public databases are fitted by four different models of dust and stellar emission.

We show six representative SEDs of galaxies with known redshifts in Figure 4. We tried to fit four models of dust emission with the SEDs. First we tried a modified black body ($\nu^\gamma B_\nu(T)$ with $\gamma = 1.5$) to the dust emission part, and a black body to the stellar emission part in the galaxy SEDs ($\nu = 10^{13}$ – 10^{14} Hz). Since these galaxies are evolved, a single black body gives a poor fit to the observed SEDs for some galaxies. Using a more sophisticated stellar population synthesis model with realistic star formation history will be our next step.

For dust emission, we then used models of Dale & Helou (2002) and Li & Draine (2001). These more refined models succeeded in reproducing the MIR part of the dust emission. By these fittings, we can calculate the mass and temperature of dust, as well as the PAH contribution to the total dust amount.

4. NGC 1705

One of the most interesting objects we found in the ADFS is a nearby dwarf starburst galaxy NGC 1705. This galaxy locates at a distance of 5.1 ± 0.6 Mpc. It has a relatively low metallicity of $0.35 Z_{\odot}$, and the star formation rate is estimated to be $0.3 M_{\odot} \text{yr}^{-1}$. This galaxy is known to harbor the richest super star cluster (SSC) ever found (Cannon et al. 2006, and references therein). The most striking feature of NGC 1705 is that it has completely hidden star formation only seen in the FIR, which does not correspond to the SSC observed at the optical. The *AKARI* data, as well as *Spitzer* and *IRAS* measurements enable more detailed studies on the dust emission, hidden star formation, ultraviolet radiation field strength and ISM physics of this galaxy.

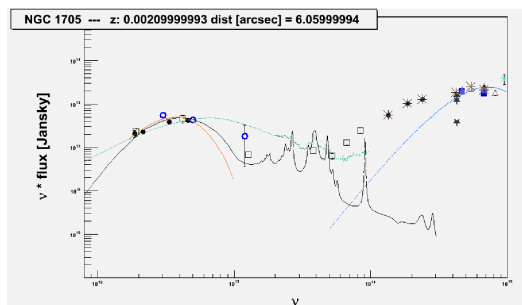


Figure 5. The SED of a dwarf starburst galaxy NGC 1705; the ADFS (full black circles), Spitzer, IRAS and other known measurements are fitted by four different models of dust and stellar emission.

Acknowledgments. We thank Misato Fukagawa for sending the information about Vega-like star candidates. This work has been supported (in part) by the Polish Astroparticle Physics Network. AP was financed by the research grant of the Polish Ministry of Science PBZ/MNiSW/07/2006/34A. TTT has been supported by Program for Improvement of Research Environment for Young Researchers from Special Coordination Funds for Promoting Science and Technology, and the Grant-in-Aid for the Scientific Research Fund (20740105) commissioned by the Ministry of Education, Culture, Sports, Science and Technology (MEXT) of Japan. TTT has been partially supported from the Grand-in-Aid for the Global COE Program “Quest for Fundamental Principles in the Universe: from Particles to the Solar System and the Cosmos” from the MEXT. This research has made use of the NASA/IPAC Extragalactic Database (NED), operated by the Jet Propulsion Laboratory at Caltech, under contract with the NASA and the SIMBAD database, operated at CDS, Strasbourg, France

References

- Cannon, J. M., et al. 2006, ApJ, 647, 293
- Dale, D. A., & Helou, G. 2002 ApJ, 576, 159
- Li, A., & Draine, B. T. 2001, ApJ, 554, 778
- Shirahata, M., Matsuura, S., Kawada, M., et al. 2009, this volume