

# AVERAGE PRIME-PAIR COUNTING FORMULA

JAAP KOREVAAR AND HERMAN TE RIELE

ABSTRACT. Taking  $r > 0$ , let  $\pi_{2r}(x)$  denote the number of prime pairs  $(p, p + 2r)$  with  $p \leq x$ . The prime-pair conjecture of Hardy and Littlewood (1923) asserts that  $\pi_{2r}(x) \sim 2C_{2r} \text{li}_2(x)$  with an explicit constant  $C_{2r} > 0$ . There seems to be no good conjecture for the remainders  $\omega_{2r}(x) = \pi_{2r}(x) - 2C_{2r} \text{li}_2(x)$  that corresponds to Riemann's formula for  $\pi(x) - \text{li}(x)$ . However, there is a heuristic approximate formula for averages of the remainders  $\omega_{2r}(x)$  which is supported by numerical results.

## 1. INTRODUCTION

For  $r \in \mathbb{N}$ , let  $\pi_{2r}(x)$  denote the number of prime pairs  $(p, p + 2r)$  with  $p \leq x$ . The famous prime-pair conjecture (PPC) of Hardy and Littlewood [12] asserts that for  $x \rightarrow \infty$ ,

$$(1.1) \quad \pi_{2r}(x) \sim 2C_{2r} \text{li}_2(x) = 2C_{2r} \int_2^x \frac{dt}{\log^2 t} \sim 2C_{2r} \frac{x}{\log^2 x}.$$

Here  $C_2$  is the ‘twin-prime constant’,

$$(1.2) \quad C_2 = \prod_{p \text{ prime}, p > 2} \left\{ 1 - \frac{1}{(p-1)^2} \right\} \approx 0.6601618158,$$

and the general ‘prime-pair constant’  $C_{2r}$  is given by

$$(1.3) \quad C_{2r} = C_2 \prod_{p \text{ prime}, p|r, p > 2} \frac{p-1}{p-2}.$$

Assuming that the PPC is true, let  $\omega_{2r}(x)$  denote the remainder

$$(1.4) \quad \omega_{2r}(x) = \pi_{2r}(x) - 2C_{2r} \text{li}_2(x).$$

---

*Date:* February 25, 2009.

*2000 Mathematics Subject Classification.* Primary: 11P32; Secondary: 65-05.

*Key words and phrases.* Hardy–Littlewood conjecture, prime-pair functions, representation by repeated complex integral, zeta’s complex zeros.

We have not been able to find a good approximation of the remainders  $\omega_{2r}(x)$  that correspond to Riemann's approximate formula for  $\pi(x) - \text{li}(x)$  (see (1.9) below). Instead, by complex analysis and heuristic arguments we obtain the following *plausible approximation* for *averages*  $(1/N) \sum_{r=1}^N \omega_{2r}(x)$  with large  $N$ , and we support the formula by extensive numerical results.

**Approximation 1.1.** *For  $N \geq 1$  and  $x \geq N^{2+\delta}$ , with  $0 < \delta \leq 1$ , one has*

$$(1.5) \quad \frac{1}{N} \sum_{r=1}^N \{\pi_{2r}(x) - 2C_{2r} \text{li}_2(x)\} = -\{4 + \mathcal{O}(N^{-1/2} \log x)\} \sum_{\rho} \rho \text{li}_2(x^{\rho}) \\ - \{1 + \mathcal{O}(N^{-1/2} \log x)\} \text{li}_2(x^{1/2}) + \mathcal{O}(x^{1/(2+\delta)}),$$

with a symmetric sum over the complex zeros  $\rho$  of  $\zeta(s)$ .

To test this conjectured approximation we observe that

$$(1.6) \quad \frac{\sum_{\rho} \rho \text{li}_2(x^{\rho})}{\text{li}_2(x^{1/2})} = \left\{ \frac{1}{4} + \mathcal{O}\left(\frac{1}{\log x}\right) \right\} T(x) + \mathcal{O}\left(\frac{1}{\log x}\right), \text{ where} \\ T(x) = \sum_{\rho} \frac{x^{\rho-1/2}}{\rho}.$$

Neglecting the  $\mathcal{O}$ -terms in (1.5) and (1.6), dividing by  $\text{li}_2(x^{1/2})$ , and adding  $T(x) + 1$ , we obtain the error function

$$(1.7) \quad \Delta_N(x) \stackrel{\text{def}}{=} \frac{\sum_{r=1}^N \omega_{2r}(x)}{N \text{li}_2(x^{1/2})} + T(x) + 1.$$

We have evaluated and plotted this function for fixed  $x = 10^6, 10^8, 10^{10}, 10^{12}$  and  $2 \leq 2N \leq 5000$  (Figures 1–4 in Section 7), and for fixed  $N = 400, 2500$  and  $6 \leq \log_{10} x \leq 12$  (Figures 5–6 in Section 7). Taking into account the  $\mathcal{O}$ -terms in (1.5) and (1.6),  $\Delta_N(x)$  should have the form

$$\mathcal{O}(N^{-1/2}(\log x) + 1/\log x) T(x) + \mathcal{O}(N^{-1/2}(\log x) + 1/\log x) + \mathcal{O}(x^{-\delta/7}).$$

Our four plots for fixed  $x$ , and the two for fixed  $N$ , show that Approximation 1.1 is good for large  $N$ , provided  $x/N^2$  is large.

When  $x$  is comparable to  $N^2$ , the theory predicts sizeable deviation, roughly

$$(1.8) \quad \Delta_N(x) \approx \overline{\Delta}_N(x) \stackrel{\text{def}}{=} -\frac{2N \log^2 x}{8x^{1/2} \log^2 2N};$$

see Section 5. Behavior of this type is seen in the plots for  $x = 10^6$  and  $10^8$ .

In connection with (1.5) we recall Riemann's approximation for the remainder  $\pi(x) - \text{li}(x)$ . If  $\text{Re } \rho = 1/2$  for all  $\rho$  one has

$$(1.9) \quad \omega(x) = \pi(x) - \text{li}(x) = - \sum_{\rho} \text{li}(x^{\rho}) - (1/2) \text{li}(x^{1/2}) + \mathcal{O}(x^b),$$

where  $b$  may be any number greater than  $1/3$ . This follows from von Mangoldt's formula for  $\psi(x) = \sum_{n \leq x} \Lambda(n)$ . Here  $\Lambda(n)$  denotes his function:  $\Lambda(n) = \log p$  if  $n = p^{\alpha}$  with  $p$  prime, and  $\Lambda(n) = 0$  if  $n$  is not a prime power. Von Mangoldt proved that

$$(1.10) \quad \psi(x) = x - \sum_{\rho} \frac{x^{\rho}}{\rho} - \frac{\zeta'(0)}{\zeta(0)} + \sum_k \frac{x^{-2k}}{2k},$$

and this is exact for all  $x > 1$  where  $\psi(x)$  is continuous; cf. Davenport [8], Edwards [9], Ivić [14].

## PART I. HEURISTICS

### 2. FIRST STEP TOWARDS CONJECTURED APPROXIMATION 1.1

Let us start by introducing the functions

$$(2.1) \quad \begin{aligned} \psi_{2r}(x) &= \sum_{n \leq x} \Lambda(n) \Lambda(n+2r), \quad \theta_{2r}(x) = \sum_{p, p+2r \text{ prime}; p \leq x} \log^2 p, \\ \theta_{2r}^*(x) &= \sum_{p, p^2 \pm 2r \text{ prime}; p \leq x} \log^2 p. \end{aligned}$$

Partial summation or integration by parts shows that the PPC (1.1) is equivalent to each of the asymptotic relations

$$(2.2) \quad \theta_{2r}(x) \sim 2C_{2r}x, \quad \psi_{2r}(x) \sim 2C_{2r}x \quad \text{as } x \rightarrow \infty.$$

We have counted the prime pairs  $(p, p+2r)$  with  $2r \leq 5 \cdot 10^3$  and  $p \leq x = 10^3, 10^4, \dots, 10^{12}$ . Table 1 is based on this work; cf. also a table in Granville and Martin [11] and one by Fokko van de Bult [7]. The bottom line shows (rounded) values  $L_2(x)$  of the comparison function  $2C_2 \text{li}_2(x)$  for  $\pi_2(x)$ . Computations based on these prime-pair counts make it plausible that for every  $r \in \mathbb{N}$  and every  $\varepsilon > 0$ ,

$$(2.3) \quad \omega_{2r}(x) = \pi_{2r}(x) - 2C_{2r} \text{li}_2(x) = \mathcal{O}(x^{(1/2)+\varepsilon}).$$

Equivalently, there would be inequalities

$$(2.4) \quad \Omega_{2r}(x) \stackrel{\text{def}}{=} \psi_{2r}(x) - 2C_{2r}x = \mathcal{O}(x^{(1/2)+\varepsilon'}),$$

$2r \backslash x$	$10^3$	$10^4$	$10^6$	$10^8$	$10^{10}$	$10^{12}$	$C_{2r}/C_2$
2	35	205	8169	440312	27412679	1870585220	1
4	41	203	8144	440258	27409999	1870585459	1
6	74	411	16386	879908	54818296	3741217498	2
8	38	208	8242	439908	27411508	1870580394	1
10	51	270	10934	586811	36548839	2494056601	4/3
12	70	404	16378	880196	54822710	3741051790	2
14	48	245	9878	528095	32891699	2244614812	6/5
16	39	200	8210	441055	27414828	1870557044	1
18	74	417	16451	880444	54823059	3741063106	2
20	48	269	10972	586267	36548155	2494072774	4/3
22	41	226	9171	489085	30459489	2078443752	10/9
24	79	404	16343	880927	54823858	3741122743	2
30	99	536	21990	1173934	73094856	4988150875	8/3
210	107	641	26178	1409150	87712009	5985825351	16/5
$L_2(x):$							
	46	214	8248	440368	27411417	1870559867	

TABLE 1.  $\pi_{2r}(x)$  for selected values of  $2r$  and  $x$ 

which follow from similar estimates for  $\theta_{2r}(x) - 2C_{2r}x$ .

Our work requires a good estimate for the difference  $\psi_{2r}(x) - \theta_{2r}(x)$ . The main contributions come from the prime pairs  $(p, p^2 \pm 2r)$  and the sum

$$\sum_{p, p+2r \text{ prime}; p \leq x} \{\log p \log(p+2r) - \log^2 p\} = \int_2^x \log t \log(1+2r/t) d\pi_{2r}(t).$$

Taking  $x > 2r$  and writing  $\int_2^x = \int_{2r}^x + \int_2^{2r}$ , one finds that uniformly in  $r$ ,

$$(2.5) \quad \begin{aligned} \psi_{2r}(x) - \theta_{2r}(x) &= 2\theta_{2r}^*(x^{1/2}) + 4rC_{2r} \log \log x \\ &\quad + \mathcal{O}(rC_{2r}/\log 2r) + \mathcal{O}(x^{1/3} \log^2 x). \end{aligned}$$

Our first goal will be to motivate the following

**Approximation 2.1.** *Taking  $N$  large and  $x$  much larger than  $N$ , one has*

$$(2.6) \quad \frac{1}{N} \sum_{r=1}^N \{\psi_{2r}(x) - 2C_{2r}x\} = -\{4 + \mathcal{O}(N^{-1/2} \log x)\} \sum_{\rho} \frac{x^{\rho}}{\rho} + \mathcal{O}(N^{-1/2} x^{1/2} \log x) - \{1 + o(1)\}N.$$

In support of this conjectured approximation we will derive a related conjecture involving Dirichlet series. For  $s = \sigma + i\tau$  with  $\sigma > 1/2$ , set

$$(2.7) \quad D_{2r}(s) = \sum_{n=1}^{\infty} \frac{\Lambda(n)\Lambda(n+2r)}{n^{2s}} = \int_1^{\infty} x^{-2s} d\psi_{2r}(x) = 2s \int_1^{\infty} x^{-2s-1} \psi_{2r}(x) dx.$$

Here we use denominator  $n^{2s}$  (and not  $n^s$ ) because of the function  $\Phi^{\lambda}(s)$  in Theorem 3.1 and the corresponding integral in (8.2).

By a two-way Wiener–Ikehara theorem for Dirichlet series with positive coefficients, the PPC in the form (2.2) is true if and only if the difference

$$(2.8) \quad G_{2r}(s) \stackrel{\text{def}}{=} D_{2r}(s) - \frac{2C_{2r}}{2s-1} = \int_1^{\infty} x^{-2s} d\Omega_{2r}(x) = 2s \int_1^{\infty} x^{-2s-1} \Omega_{2r}(x) dx$$

has ‘good’ boundary behavior as  $\sigma \searrow 1/2$ . That is,  $G_{2r}(\sigma + i\tau)$  should tend to a distribution  $G_{2r}\{(1/2) + i\tau\}$  which is locally equal to a pseudofunction; see Korevaar [15]. Here, a pseudofunction is the distributional Fourier transform of a bounded function which tends to zero at infinity. It cannot have poles and is locally given by Fourier series whose coefficients tend to zero. In particular  $D_{2r}(s)$  itself would have to show pole-type behavior, with residue  $C_{2r}$ , for angular approach of  $s$  to  $1/2$  from the right; there should be no other poles on the line  $\{\sigma = 1/2\}$ .

In view of the expected estimate (2.4) it is reasonable to suppose that the difference  $G_{2r}(s)$  is actually analytic for  $\sigma > 1/4$ . Where would one expect the first singularities? Assuming Riemann’s Hypothesis (RH), we will motivate a conjecture involving *averages* of functions  $G_{2r}(s)$ :

**Conjecture 2.2.** *For  $\sigma > 1/4$  and  $N \rightarrow \infty$ , one has*

$$(2.9) \quad \frac{1}{N} \sum_{r=1}^N G_{2r}(s) = \frac{\mathcal{O}(N^{-1/2})}{(4s-1)^2} + \frac{\mathcal{O}(N^{-1/2})}{4s-1} + \mathcal{O}(N^{-1/2}) \sum_{\rho} \frac{1}{(2s-\rho)^2} - \{4 + \mathcal{O}(N^{-1/2})\} \sum_{\rho} \frac{1}{2s-\rho} + H^N(s),$$

with symmetric sums over zeta's complex zeros  $\rho$ . The remainder  $H^N(s)$  has 'good' boundary behavior as  $\sigma \searrow 1/4$ . For large  $N$  its most significant part may be a term  $-\{1 + o(1)\}N$ .

This conjecture motivates Approximation 2.1 through formal Fourier inversion; cf. (2.8). If  $L(c)$  denotes a 'vertical line' given by  $\sigma = c > 1/4$ , then

$$(2.10) \quad \Omega_{2r}(x) = \frac{1}{2\pi i} \int_{L(c)} G_{2r}(s) x^{2s} \frac{ds}{s}.$$

### 3. THE THEOREM BEHIND CONJECTURE 2.2

To arrive at (2.9) we start with a result for a weighted sum of functions  $D_{2r}(s)$ ; cf. [16] (where there is a less precise result) and the Appendix. The weights are derived from an even 'sieving function'  $E(\nu)$ , with  $E(0) = 1$  and support  $[-1, 1]$ , that can be made to approach 1 on  $(-1, 1)$ . A minimal smoothness requirement is that  $E(\nu)$  be absolutely continuous, with derivative  $E'(\nu)$  of bounded variation.

**Theorem 3.1.** *Assume RH. Then for  $\lambda > 0$  and  $1/2 < \sigma < 1$ ,*

$$(3.1) \quad \begin{aligned} \Phi^\lambda(s) &\stackrel{\text{def}}{=} D_0(s) + 2 \sum_{0 < 2r \leq \lambda} E(2r/\lambda) D_{2r}(s) \\ &= \frac{2A^E \lambda}{2s-1} - 4A^E \lambda \sum_{\rho} \frac{1}{2s-\rho} + \Sigma^\lambda(s) + H_0^\lambda(s). \end{aligned}$$

The function  $D_0(s)$  is obtained from (2.7) by taking  $r = 0$  and the constant  $A^E$  is given by  $\int_0^1 E(\nu) d\nu$ . The function  $\Sigma^\lambda(s) = \Sigma^{\lambda, E}(s)$  will be described below, and the remainder  $H_0^\lambda(s) = H_0^{\lambda, E}(s)$  is analytic for  $0 < \sigma < 1$ . For large  $\lambda$  its most significant part may be a term that behaves like  $-\lambda^2/2$  when  $E(\nu)$  is close to 1 on  $(-1, 1)$ .

The function  $D_0(s)$  can be written as follows:

$$(3.2) \quad D_0(s) = \sum_{n=1}^{\infty} \frac{\Lambda^2(n)}{n^{2s}} = \frac{1}{2} \frac{d}{ds} \left\{ \frac{\zeta'(2s)}{\zeta(2s)} - \frac{1}{2} \frac{\zeta'(4s)}{\zeta(4s)} \right\} + H_1(s),$$

where  $H_1(s)$  is analytic for  $\sigma > 1/6$ . Hence  $D_0(s)$  is meromorphic for  $\sigma > 1/6$ . Its poles there are purely quadratic, and located at  $s = 1/2, 1/4$  and the points  $\rho/2$ . Thus by (3.1), and under assumption (2.4), the pole

of the difference  $\Sigma^\lambda(s) - D_0(s)$  at  $s = 1/2$  can only be of first order. The residue will be given by

$$(3.3) \quad R^E(1/2, \lambda) = 2 \sum_{0 < 2r \leq \lambda} E(2r/\lambda) C_{2r} - A^E \lambda.$$

We need the important fact that the constants  $C_{2r}$  have mean value one. Stronger results were obtained by Bombieri–Davenport [5] and Montgomery [19], and these were later improved by Friedlander and Goldston [10] to

$$(3.4) \quad S_m = \sum_{r=1}^m C_{2r} = m - (1/2) \log m + \mathcal{O}\{\log^{2/3}(m+1)\}.$$

Partial summation in (3.3) will thus show that for our sieving functions  $E$ , the residue  $R(1/2, \lambda)$  is  $o(\lambda)$  and in fact,  $\mathcal{O}(\log \lambda)$  as  $\lambda \rightarrow \infty$ . We will see in Section 4 that the outcome  $o(\lambda)$  – or  $\mathcal{O}(\lambda^\varepsilon)$  – *would follow heuristically* from the way the parameter  $\lambda$  occurs in the terms of  $\Sigma^\lambda(s)$ .

The description of  $\Sigma^\lambda(s)$  requires a *Mellin transform* associated with the Fourier transform  $\hat{E}^\lambda(t)$  of  $E(\nu/\lambda)$ . For  $z = x + iy$  with  $0 < x < 1$  we set

$$(3.5) \quad \begin{aligned} M^\lambda(z) &\stackrel{\text{def}}{=} \frac{1}{\pi} \int_0^\infty \hat{E}^\lambda(t) t^{-z} dt \\ &= \frac{2}{\pi} \lambda^z \Gamma(1-z) \sin(\pi z/2) \int_0^1 E(\nu) \nu^{z-1} d\nu \\ &= \frac{2}{\pi} \lambda^z \Gamma(-z-1) \sin(\pi z/2) \int_0^{1+} \nu^{z+1} dE'(\nu). \end{aligned}$$

The function  $M^\lambda(z)$  extends to a meromorphic function for  $x > -1$  with simple poles at the points  $z = 1, 3, \dots$ . The residue of the pole at  $z = 1$  is  $-2(\lambda/\pi)A^E$  with  $A^E = \int_0^1 E(\nu) d\nu$ , and  $M^\lambda(0) = 1$ . Furthermore, the standard order estimates

$$(3.6) \quad \Gamma(z) \ll |y|^{x-1/2} e^{-\pi|y|/2}, \quad \sin(\pi z/2) \ll e^{\pi|y|/2}$$

for  $|x| \leq C$  and  $|y| \geq 1$  imply the useful majorization

$$(3.7) \quad M^\lambda(x + iy) \ll \lambda^x (|y| + 1)^{-x-3/2} \quad \text{for } -1 < x \leq C, \quad |y| \geq 1.$$

**Example 3.2.** One may take  $E(\nu/\lambda)$  equal to the Fejér kernel for  $\mathbb{R}$ :

$$E(\nu/\lambda) = \frac{1}{\pi} \int_0^\infty \frac{\sin^2(\lambda t/2)}{\lambda(t/2)^2} \cos \nu t dt = \begin{cases} 1 - |\nu|/\lambda & \text{for } |\nu| \leq \lambda, \\ 0 & \text{for } |\nu| \geq \lambda. \end{cases}$$

In this case one finds

$$M^\lambda(z) = \frac{2}{\pi} \lambda^z \Gamma(-z-1) \sin(\pi z/2).$$

The function  $\Sigma^\lambda(s)$ . For any  $\lambda > 0$ , the function  $\Sigma^\lambda(s)$  is given by the sum

$$(3.8) \quad \left\{ \frac{\zeta'(s)}{\zeta(s)} \right\}^2 + 2 \frac{\zeta'(s)}{\zeta(s)} \sum_{\rho} \Gamma(\rho-s) M^\lambda(\rho-s) \cos\{\pi(\rho-s)/2\} \\ + \sum_{\rho', \rho''} \Gamma(\rho'-s) \Gamma(\rho''-s) M^\lambda(\rho'+\rho''-2s) \cos\{\pi(\rho'-\rho'')/2\}.$$

Here  $\rho$ ,  $\rho'$  and  $\rho''$  independently run over the complex zeros of  $\zeta(s)$ . It is convenient to denote the sum of the first two terms by  $\Sigma_1^\lambda(s)$ ; for  $0 < \sigma \leq 1$  it has poles at  $s = 1$  and the points  $\rho$ . For well-behaved functions  $M^\lambda(z)$ , the double series defines a function  $\Sigma_2^\lambda(s)$  as a limit of square partial sums. Under RH the double series with our normal  $M^\lambda(z)$  is absolutely convergent for  $1/2 < \sigma < 3/2$ . Indeed, setting  $\rho' = (1/2) + i\gamma'$ ,  $\rho'' = (1/2) + i\gamma''$  and  $s = \sigma + i\tau$ , the inequalities (3.6), (3.7) show that the terms in the double series are bounded by

$$C(\lambda, \tau) (|\gamma'| + 1)^{-\sigma} (|\gamma''| + 1)^{-\sigma} (|\gamma' + \gamma''| + 1)^{-1+2\sigma-3/2}.$$

Observing that the number of zeros  $\rho = (1/2) \pm i\gamma$  with  $n < \gamma \leq n+1$  is  $\mathcal{O}(\log n)$ , the convergence now follows from a discrete analog of the following simple lemma; cf. Korevaar [16].

**Lemma 3.3.** *For real constants  $a, b, c$ , the function*

$$\phi(y, v) = (|y| + 1)^{-a} (|v| + 1)^{-b} (|y + v| + 1)^{-c}$$

*is integrable over  $\mathbb{R}^2$  if and only if  $a + b > 1$ ,  $a + c > 1$ ,  $b + c > 1$  and  $a + b + c > 2$ . For integrability over  $\mathbb{R}_+^2$  the condition  $a + b > 1$  may be dropped.*

By the lemma, the part of the double sum  $\Sigma_2^\lambda(s)$  in (3.8) in which  $\gamma' = \text{Im } \rho'$  and  $\gamma'' = \text{Im } \rho''$  have the same sign defines a meromorphic function for  $0 < \sigma < 1$  whose only poles occur at the complex zeros of  $\zeta(\cdot)$ . Thus for a study of its pole-type behavior near the point  $s = 1/2$ , the sum  $\Sigma_2^\lambda(s)$  in (3.8) may be reduced to the sum  $\Sigma_3^\lambda(s)$  in which  $\gamma'$  and  $\gamma''$  have opposite sign. Replacing  $\gamma''$  by  $-\gamma''$  and using standard asymptotics for the Gamma function, it follows that the pole-type behavior of  $\Sigma_3^\lambda(s)$  and  $\Sigma^\lambda(s)$



as  $s \searrow 1/2$  is the same as that of the reduced sum

$$(3.9) \quad \Sigma_4^\lambda(s) = 2\pi \sum_{\gamma' > 0, \gamma'' > 0} (\gamma' \gamma'')^{-s+i(\gamma'-\gamma'')/2} M^\lambda \{1 - 2s + i(\gamma' - \gamma'')\}.$$

Hence in the study of the PPC under RH, the *differences* of zeta's zeros in, say, the upper half-plane play a key role; cf. Montgomery [20].

Formally, the poles of  $\Sigma^\lambda(s)$  at the points  $s = \rho$  cancel each other. Under assumption (2.4), the function  $\Sigma_2^\lambda(s)$  has a meromorphic continuation to the half-plane  $\{\sigma > 1/4\}$ , and then there will be real cancellation; see (3.1).

#### 4. MOTIVATION OF CONJECTURE 2.2

As we saw, numerical results make it plausible that the functions  $G_{2r}(s)$  have an analytic continuation to the half-plane  $\{\sigma > 1/4\}$ . Hence by Theorem 3.1 and (3.3), assuming RH, the function

$$(4.1) \quad \begin{aligned} \Psi^\lambda(s) &\stackrel{\text{def}}{=} 2 \sum_{0 < 2r \leq \lambda} E(2r/\lambda) G_{2r}(s) + 4A^E \lambda \sum_{\rho} \frac{1}{2s - \rho} \\ &= \Sigma^\lambda(s) - D_0(s) - \frac{2R^E(1/2, \lambda)}{2s - 1} + H_0^\lambda(s) \end{aligned}$$

will also have an analytic continuation to the half-plane  $\{\sigma > 1/4\}$ . This shows that the quadratic pole  $1/(2s - 1)^2$  of  $D_0(s)$  at  $s = 1/2$  must be cancelled by a pole of  $\Sigma^\lambda(s)$  at  $s = 1/2$ . By (3.8) the latter pole is the same as that of the double sum  $\Sigma_2^\lambda(s)$ , and hence, of  $\Sigma_4^\lambda(s)$  in (3.9).

Computation suggests that the quadratic part of the pole at  $s = 1/2$  in  $\Sigma_4^\lambda(s)$  comes from the terms with  $\gamma'' = \gamma'$ . Indeed, for  $s = (1/2) + \delta$  with small  $\delta > 0$ , and using the counting function  $N(t)$  of zeta's complex zeros,

$$\begin{aligned} 2\pi \sum_{\gamma > 0} \gamma^{-1-2\delta} M^\lambda(-2\delta) &= 2\pi \lambda^{-2\delta} M^1(-2\delta) \int_1^\infty t^{-1-2\delta} dN(t) \\ &= \frac{1}{4\delta^2} - \frac{\log \lambda + \mathcal{O}(1)}{2\delta} + \dots \end{aligned}$$

The residue of the pole of  $\Sigma^\lambda(s)$  at  $s = 1/2$  is  $R^E(1/2, \lambda)$ . We know that under assumption (2.4), the residue is  $\mathcal{O}(\lambda^\epsilon)$ . Independently of (2.4), *this may be deduced heuristically* from the fact that  $\lambda$  occurs in the terms of the series for  $\Sigma_2^\lambda(s)$  only as  $\lambda^{\rho'+\rho''-2s}$ , which is  $\mathcal{O}(\lambda^\epsilon)$  for  $s \approx 1/2$ .

We now turn to the likely behavior of  $\Psi^\lambda(s)$  in (4.1) near the line  $L = \{\sigma = 1/4\}$ . Since  $D_0(s)$  has quadratic poles at the points  $s = 1/4$  and  $\rho/2$ , and no other poles on  $L$ , cf. (3.2), we assume that the (meromorphic

continuation of the) double sum  $\Sigma_2^\lambda(s)$  likewise has poles at  $1/4$  and the points  $\rho/2$ , and nowhere else on  $L$ . This assumption is plausible because it is known to be true for  $\lambda \leq 2$ , when the sum over  $r$  in (4.1) is empty, so that the difference  $\Sigma_2^\lambda(s) - D_0(s)$  has no poles on  $L$  other than first order poles at the points  $\rho/2$ . If the *heuristic argument* in the preceding paragraph has general validity, one expects that the coefficients of the pole terms of  $\Sigma_2^\lambda(s)$  at  $1/4$  and the points  $\rho/2$  are  $\mathcal{O}(\lambda^{1/2})$ , or in any case  $\mathcal{O}(\lambda^{(1/2)+\varepsilon})$  for every  $\varepsilon > 0$ . Indeed, the terms in  $\Sigma_2^\lambda(s)$  contain  $\lambda$  as a factor  $\lambda^{\rho'+\rho''-2s} = \mathcal{O}(\lambda^{(1/2)+\varepsilon})$  for  $\sigma \searrow 1/4$ .

Hence by (4.1), taking coefficient bound  $\mathcal{O}(\lambda^{1/2})$  for simplicity, the sum  $2 \sum_{r=1}^N E(r/N) G_{2r}(s)$  should behave like

$$\frac{\mathcal{O}(\lambda^{1/2})}{(4s-1)^2} + \frac{\mathcal{O}(\lambda^{1/2})}{4s-1}$$

near the point  $s = 1/4$ , and like

$$\frac{\mathcal{O}(\lambda^{1/2})}{(2s-\rho)^2} - \frac{4A^E \lambda + \mathcal{O}(\lambda^{1/2})}{2s-\rho}$$

near the points  $s = \rho/2$ . Assuming uniformity here relative to  $\rho$ , and taking  $\lambda = 2N$ , the singular part of the average

$$\frac{1}{N} \sum_{r=1}^N E(r/N) G_{2r}(s)$$

for  $\sigma \geq 1/4$  will have the form

$$\begin{aligned} \frac{1}{N} \sum_{r=1}^N G_{2r}(s) &= \frac{\mathcal{O}(N^{-1/2})}{(4s-1)^2} + \frac{\mathcal{O}(N^{-1/2})}{4s-1} + \mathcal{O}(N^{-1/2}) \sum_{\rho} \frac{1}{(2s-\rho)^2} \\ &\quad - \{4A^E + \mathcal{O}(N^{-1/2})\} \sum_{\rho} \frac{1}{2s-\rho} + H^N(s). \end{aligned}$$

The remainder  $H^{N,E}(s)$  will have good boundary behavior as  $\sigma \searrow 1/4$  and it contains  $1/(2N)$  times the remainder  $H_0^{\lambda,E}(s)$  from Theorem 3.1 with  $\lambda = 2N$ . Now taking  $E(\nu)$  close to the function which is equal to 1 on  $[-1, 1]$  and 0 elsewhere, one is led to Conjecture 2.2.

This conjecture, finally, makes the conjectured Approximation 2.1 plausible through formal Fourier inversion (2.10).

### 5. FROM APPROXIMATION 2.1 TO APPROXIMATION 1.1 VIA APPROXIMATION 5.2

After motivating Approximation 2.1 for averages of functions  $\psi_{2r}(x)$ , we turn to a corresponding approximation involving the functions  $\theta_{2r}(x)$ . For large  $N$  and  $x > 2N$ , cf. (2.5),

$$(5.1) \quad \begin{aligned} \frac{1}{N} \sum_{r=1}^N \theta_{2r}(x) &= \frac{1}{N} \sum_{r=1}^N \psi_{2r}(x) - \frac{2}{N} \sum_{r=1}^N \theta_{2r}^*(x^{1/2}) \\ &\quad - \frac{1}{N} \sum_{r=1}^N 4rC_{2r} \log \log x + \mathcal{O}(x^{1/3} \log^2 x) + o(N). \end{aligned}$$

According to the Bateman–Horn conjecture [2], [3], applied to the special case of prime pairs  $(p, p^2 \pm 2r)$ , there should be specific positive constants  $2C_{2r}^* = C_{2r}^{[2]} + C_{2r}^{[-2]}$  such that

$$(5.2) \quad \theta_{2r}^*(x) = \{2C_{2r}^* + o(1)\}x \quad \text{as } x \rightarrow \infty.$$

Here there is no need to study the Bateman–Horn constants in detail; our only concern will be their mean value (apparently equal to one).

**Conjecture 5.1.** *For  $x \rightarrow \infty$  one has*

$$(5.3) \quad \frac{1}{N} \sum_{r=1}^N \theta_{2r}^*(x) = \{2 + o(N^{-1/2})\}x.$$

Combining this conjecture with (5.1) and Approximation 2.1, one obtains the (conjectured)

**Approximation 5.2.** *For large  $N$  and  $x$  much larger than  $N$ , one has*

$$(5.4) \quad \begin{aligned} \frac{1}{N} \sum_{r=1}^N \{\theta_{2r}(x) - 2C_{2r}x\} &= -\{4 + \mathcal{O}(N^{-1/2} \log x)\} \sum_{\rho} \frac{x^{\rho}}{\rho} - \{1 + o(1)\}N \\ &\quad - \{4 + \mathcal{O}(N^{-1/2} \log x)\}x^{1/2} - \frac{1}{N} \sum_{r=1}^N 4rC_{2r} \log \log x + \mathcal{O}(x^{1/3} \log^2 x). \end{aligned}$$

To go from here to Approximation 1.1 we integrate by parts:

$$\frac{1}{N} \sum_{r=1}^N \pi_{2r}(x) = \frac{1}{N} \sum_{r=1}^N \int_2^x \frac{1}{\log^2 t} d\theta_{2r}(t).$$

In the evaluation it is assumed that contributions due to derivatives of the  $\mathcal{O}$ -terms can be neglected. The sum on the left of (5.4) then becomes the sum on the left of (1.5). Ignoring the  $\log \log x$ -term for a moment, the right-hand side of (5.4) then gives the right-hand side of (1.5). The  $\log \log x$ -term (with its minus sign) ultimately leads to a contribution

$$(5.5) \quad -\frac{1}{N} \sum_{r=1}^N 4r C_{2r} \int_{2r}^x \frac{1}{\log^2 t} d \log \log t \approx -\frac{N}{\log^2 2N}.$$

To assess its effect on  $\Delta_N(x)$  in (1.7), one still has to divide by  $\text{li}_2(x^{1/2}) \sim 4x^{1/2}/\log^2 x$ . The result  $\bar{\Delta}_N(x)$  in (1.8) will be small when  $x$  is much larger than  $N^2$ .

In support of Conjecture 5.1 we proceed with a conjecture involving related Dirichlet series

$$(5.6) \quad D_{2r}^*(s) = \sum_{p, p^2 \pm 2r \text{ prime}} \frac{\log^2 p}{p^{4s}} = \int_1^\infty x^{-4s} d\theta_{2r}^*(x) \quad (\sigma > 1/4).$$

**Conjecture 5.3.** *For  $\sigma > 1/4$  and  $N \rightarrow \infty$ , one has*

$$(5.7) \quad \frac{1}{N} \sum_{r=1}^N D_{2r}^*(s) = \frac{2 + o(N^{-1/2})}{4s - 1} + H_2^N(s),$$

with an analytic function  $H_2^N(s)$  that has good boundary behavior as  $\sigma \searrow 1/4$ .

The arguments supporting Conjecture 5.3 are similar to those given for Conjecture 2.2. For  $1/4 < \sigma < 1/2$  one may write

$$(5.8) \quad \begin{aligned} \Phi_{1,2}^\lambda(s) &\stackrel{\text{def}}{=} D_0^*(s) + 2 \sum_{0 < 2r \leq \lambda} E(2r/\lambda) D_{2r}^*(s) \\ &= \frac{2A^E \lambda}{4s - 1} + \frac{\zeta'(2s)}{\zeta(2s)} J(s, s) + \sum_{\rho} \frac{1}{2} \Gamma\{(\rho/2) - s\} J(\rho/2, s) + H_3^\lambda(s), \end{aligned}$$

where  $D_0^*(s) = \sum_p (\log^2 p)/p^{4s}$  and  $H_3^\lambda(s)$  is analytic for  $1/4 \leq \sigma < 1/2$ . The functions  $J(s, s)$  and  $J(\rho/2, s)$  are analytic for  $1/4 \leq \sigma < 1/2$ ; cf. (8.4) in the Appendix. Hence, formally the poles at the points  $s = \rho/2$  in the combination of  $J$ -terms in (5.8) will cancel each other. However, one constituent of  $J(\rho/2, s)$  is an infinite series. It leads to a repeated series

$\Sigma_{2,2}^\lambda(s)$  when it is substituted into the sum over  $\rho$  in (5.8):

$$\begin{aligned} \Sigma_{2,2}^\lambda(s) &= \frac{1}{2} \sum_{\rho} \Gamma\{(\rho/2) - s\} \sum_{\rho'} \Gamma(\rho' - s) \\ &\quad \times M^\lambda\{\rho' + (\rho/2) - 2s\} \cos\{\pi(\rho' - \rho/2)/2\}. \end{aligned}$$

This series is absolutely convergent only for  $3/8 < \sigma < 1/2$ ; for  $1/4 < \sigma \leq 3/8$  the sum over  $\rho = (1/2) + i\gamma$  has to be interpreted as a limit of partial sums  $\sum_{|\gamma| \leq B}$  as  $B \rightarrow \infty$ .

In view of the similarity of the Hardy–Littlewood conjecture and our case of the Bateman–Horn conjecture, it is reasonable to suppose that the differences

$$G_{2r}^*(s) = D_{2r}^*(s) - \frac{2C_{2r}^*}{4s - 1}$$

have an analytic continuation to the half-plane  $\{\sigma \geq 1/4\}$ . If that is correct, the combination of the  $J$ -terms in (5.8) truly has no poles at the points  $s = \rho/2$ . The repeated sum  $\Sigma_{2,2}^\lambda(s)$  then would have an analytic continuation to the strip  $1/4 \leq \sigma < 1/2$ , except for a pole at  $s = 1/4$ . The quadratic pole  $1/(4s - 1)^2$  of  $D_0^*(s)$  at  $s = 1/4$  would be cancelled by the quadratic part of the pole of  $\Sigma_{2,2}^\lambda(s)$  there. Finally, the residue of the pole of  $\Sigma_{2,2}^\lambda(s)$  at  $s = 1/4$  would be  $\mathcal{O}(\lambda^{(1/4)+\varepsilon})$  by heuristics as in Section 4. Hence by (5.8), the residue at  $s = 1/4$  of

$$\frac{1}{N} \sum_{r=1}^N E(r/N) D_{2r}^*(s) \quad \text{would be} \quad \frac{1}{2} A^E + o(N^{-1/2}),$$

thus leading to (5.7) when  $E(\nu)$  is taken close to 1 on  $(-1, 1)$ .

The proof of (5.8) is similar to that of (3.1) described in the Appendix. Here, one would start with the integral obtained from (8.2) through replacement of one of the quotients  $\zeta'(\cdot)/\zeta(\cdot)$  by  $\zeta'(2\cdot)/\zeta(2\cdot)$ .

## PART II. NUMERICAL RESULTS AND GRAPHS

### 6. COMPARING AVERAGES OF FUNCTIONS $\omega_{2r}(x)$ WITH $\omega(x)$

Which of the two terms on the right-hand side of (1.5), in the conjectured Approximation 1.1, is larger? One may write

$$\sum_{\rho} \rho \operatorname{li}_2(x^{\rho}) = \frac{x^{1/2}}{\log^2 x} \sum_{\rho} \frac{x^{\rho-1/2}}{\rho} + \mathcal{O}\left(\frac{x^{1/2}}{\log^3 x}\right),$$

$$\operatorname{li}_2(x^{1/2}) = 4 \frac{x^{1/2}}{\log^2 x} + \mathcal{O}\left(\frac{x^{1/2}}{\log^3 x}\right).$$

Hence if we set

$$(6.1) \quad T(x) \stackrel{\text{def}}{=} \sum_{\rho} \frac{x^{\rho-1/2}}{\rho} = \sum_{\gamma > 0} \frac{\cos(\gamma \log x) + 2\gamma \sin(\gamma \log x)}{\gamma^2 + 1/4},$$

relation (1.5) takes the form

$$(6.2) \quad Q_N(x) \stackrel{\text{def}}{=} \frac{\sum_{r=1}^N \omega_{2r}(x)}{N \operatorname{li}_2(x^{1/2})} = -[\{1 + \mathcal{O}(N^{-1/2} \log x)\}T(x) + 1 + \mathcal{O}(N^{-1/2} \log x)].$$

It is interesting that Riemann's formula (1.9) leads to a combination similar to the right-hand side of (6.2). Indeed, assuming RH one may write

$$(6.3) \quad \frac{2\omega(x)}{\operatorname{li}(x^{1/2})} = -[\{1 + \mathcal{O}(1/\log x)\}T(x) + 1 + \mathcal{O}(1/\log x)].$$

Littlewood's work [18], cf. Ingham [13], implies that the function  $T(x)$  oscillates unboundedly. More precisely, he showed that there are constants  $c, c' > 0$  and arbitrarily large  $x, x'$  such that

$$T(x) < -c \log \log x, \quad T(x') > c' \log \log x'.$$

However,  $\pi(x)$  becomes larger than  $\operatorname{li}(x)$ , that is,  $\omega(x) > 0$ , only for certain very large  $x$ . The first such number is associated with the name of Skewes; cf. te Riele [22], and Bays and Hudson [4]. Under RH one has  $T(x) = \mathcal{O}(\log^2 x)$  and Kotnik [17] made it plausible that  $T(x) = \mathcal{O}(\log x)$ . He also graphed the function  $\omega(x)(\log x)/x^{1/2}$ , cf. (6.3), for  $x \leq 10^{14}$ . On a logarithmic scale, his Figure 1 shows rapid oscillations of amplitude greater than  $1/2$ .

The Skewes story seems to have no analog for prime pairs, cf. Brent [6]. Here we focus on the case of twin primes. Nicely [21] has counted prime

twins up to  $x = 10^{16}$ . His table uses steps  $10^k$  from  $1 \cdot 10^k$  through  $9 \cdot 10^k$  for  $k = 1, 2, \dots, 12$ . From there on the steps are  $10^{12}$ . Nicely's table shows that for  $x$  going to  $10^{16}$ , the quantity  $|\omega_2(x)|$  often becomes a good deal larger than  $\text{li}_2(x^{1/2})$ . His table implies 16 *sign changes* of  $\omega_2(x)$  [which is minus his entry  $\delta_2(x)$ ]. The first occurs between  $10^6$  and  $2 \cdot 10^6$ , the last between  $7.5 \cdot 10^{13}$  and  $7.6 \cdot 10^{13}$ . Although  $\omega_2(x)$  oscillates, it then remains positive until the end of Nicely's table.

In a preprint on a 'Skewes number for twin primes', Marek Wolf [23] analyzed the sign changes in  $\omega_2(x)$  up to  $2^{42} \approx 4.4 \cdot 10^{12}$ . He found the first one at the twin with  $p = 1369391$ . A table in his preprint lists the number of sign changes up to  $2^k$  for  $k = 22, 23, \dots, 42$ . Wolf found 90355 sign changes up to  $2^{42}$ . He found none between  $2^{22}$  and  $2^{25}$ , none between  $2^{28}$  and  $2^{31}$ , and none between  $2^{37}$  and  $2^{39}$ .

In our range of  $x$ , the values of  $|T(x)|$  are smaller than one. In particular

$$(6.4) \quad \begin{aligned} T(10^6) &\approx 0.41156, & T(10^8) &\approx 0.17554, \\ T(10^{10}) &\approx -0.42122, & T(10^{12}) &\approx -0.04014. \end{aligned}$$

These values were computed with the aid of von Mangoldt's formula (1.10), by which (for  $x > 1$  and  $x$  not a prime power)

$$(6.5) \quad T(x) = x^{-1/2} \{x - \psi(x) - \log(2\pi) - (1/2) \log(1 - x^{-2})\}.$$

The function  $\psi(x) = \sum_{p^m \leq x} \log p$  was computed by summing the values of  $[\log_p x] \log p$  for all the primes  $p \leq x$  (generated with the sieve of Eratosthenes). Here,  $[\log_p x]$  is the exponent of  $p$  in the highest power of  $p$  not exceeding  $x$ . The values of  $T(x)$  given in (6.4) were computed with an accuracy of at least 5 decimal digits. We were using Fortran double precision floating point arithmetic which works with an accuracy of about 15 decimal digits, but precision is lost as  $x$  grows when (6.5) is used to compute  $T(x)$ . To illustrate this, we found that  $\psi(10^{12}) = 1000000040136.76$ , so that in the difference  $10^{12} - \psi(10^{12}) = -40136.76$  only about seven digits are still correct and  $T(10^{12}) = -0.04013860$ .

Alternative computations based on formula (6.1) and the first two million values of  $\gamma$  gave the values  $T(10^6) \approx 0.41276$ ,  $T(10^8) \approx 0.17469$ ,  $T(10^{10}) \approx -0.41944$ , and  $T(10^{12}) \approx -0.04010$ , i.e., an accuracy of only about 3 decimal digits.

## 7. TESTING THE CONJECTURED APPROXIMATION 1.1

In the following we will consider the aggregate

$$(7.1) \quad \Pi_N(x) \stackrel{\text{def}}{=} \pi_2(x) + \pi_4(x) + \cdots + \pi_{2N}(x)$$

for certain large values of  $N$  and  $x$ . Setting

$$(7.2) \quad S_N = C_2 + C_4 + \cdots + C_{2N},$$

cf. (3.4), we compare  $\Pi_N(x)$  with  $2S_N \text{li}_2(x) = (S_N/C_2)L_2(x)$ . In view of the conjectured Approximation 1.1, the difference is divided by  $N \text{li}_2(x^{1/2})$  to obtain the quotient

$$(7.3) \quad \frac{\Pi_N(x) - (S_N/C_2)L_2(x)}{N \text{li}_2(x^{1/2})} = \frac{\sum_{r=1}^N \omega_{2r}(x)}{N \text{li}_2(x^{1/2})} = Q_N(x);$$

cf. (6.2). For large  $N$  the quotient should have the form

$$-\{1 + \mathcal{O}(N^{-1/2} \log x)\}T(x) - \{1 + \mathcal{O}(N^{-1/2} \log x)\}$$

Ignoring the  $\mathcal{O}$ -terms, we will compare  $Q_N(x)$  with  $-T(x) - 1$ , setting

$$(7.4) \quad Q_N(x) + T(x) + 1 = \Delta_N(x).$$

Tables 2, 3 give results for  $x = 10^6, 10^8, 10^{10}, 10^{12}$ . The values  $S_N/C_2$  were obtained by computing  $C_{2r}/C_2$  from (1.3) and adding. For the values of  $\Pi_N(x)$  we added columns of numbers  $\pi_{2r}(x)$ . We next computed  $Q_N(x)$  from (7.3). Here we used the approximations

$$\begin{aligned} L_2(10^6) &\approx 8248.0297, & L_2(10^8) &\approx 440367.7942, \\ L_2(10^{10}) &\approx 27411416.53, & L_2(10^{12}) &\approx 1870559866.82 \end{aligned}$$

and

$$\begin{aligned} \text{li}_2(10^3) &\approx 34.6851, & \text{li}_2(10^4) &\approx 162.2412, \\ \text{li}_2(10^5) &\approx 945.75959, & \text{li}_2(10^6) &\approx 6246.9757. \end{aligned}$$

The table entries  $\Delta_N(x)$  are based on (7.4) and the approximations for  $T(x)$  in (6.4).

In Figures 1–4 we show plots of  $\Delta_N(x)$  as a function of  $N$  ( $50 \leq 2N \leq 5000$ ), for  $x = 10^6, 10^8, 10^{10}$ , and  $10^{12}$ . We have omitted the function values for  $2 \leq 2N \leq 48$  since they very much dominate (and are atypical for) the other function values. In Figures 1 and 2 we compare  $\Delta_N(x)$  with the function  $\overline{\Delta}_N(x) = -\frac{2N \log^2 x}{8x^{1/2} \log^2 2N}$  as defined in (1.8).



$2N$	$S_N/C_2$	$\Pi_N(10^6)$	$\Delta_N(10^6)$	$\Pi_N(10^8)$	$\Delta_N(10^8)$
100	73.6377551	605087	+0.09722	32417440	-0.08872
200	149.3252708	1226667	-0.02199	65739481	+0.03162
300	225.4407734	1851433	-0.12785	99245855	-0.09833
400	300.3132204	2465581	-0.23344	132202659	-0.23013
500	376.0636735	3086695	-0.32860	165551273	-0.18188
600	452.4693143	3714028	-0.31371	199186203	-0.19507
700	527.3827110	4328507	-0.34805	232164862	-0.18926
800	603.4536365	4951873	-0.42140	265651152	-0.21737
900	679.4011178	5574196	-0.48004	299079601	-0.28690
1000	754.4223630	6188960	-0.52230	332105577	-0.27582
2000	1511.5853400	12391586	-0.78001	665435604	-0.16751
3000	2269.6853566	18597363	-0.95390	999175096	-0.14446
4000	3026.0445409	24783891	-1.11135	1332114654	-0.23565
5000	3783.8474197	30975067	-1.28953	1665693721	-0.28111

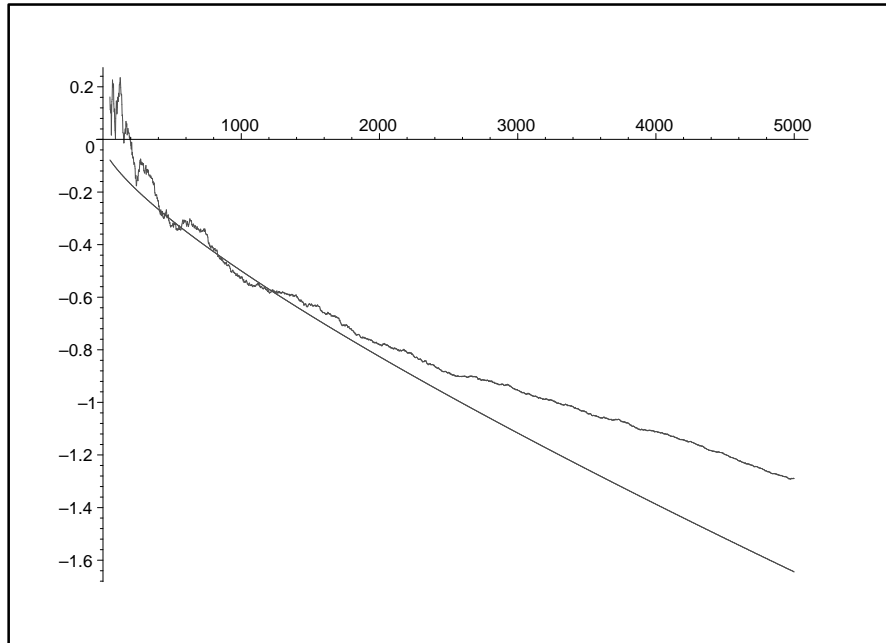
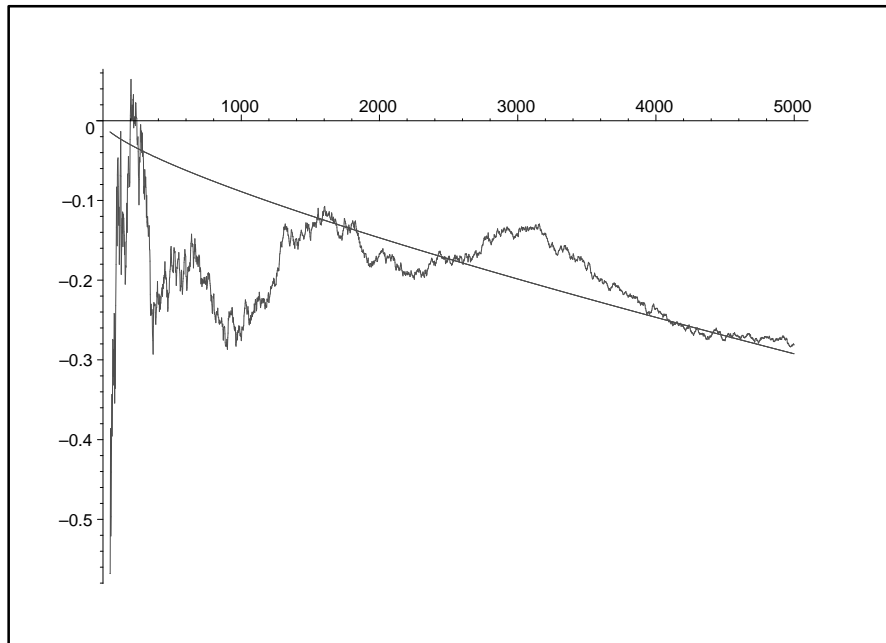
TABLE 2. Values of  $S_N/C_2$ ,  $\Pi_N(10^6)$ ,  $\Delta_N(10^6)$  and  $\Pi_N(10^8)$ ,  $\Delta_N(10^8)$ 

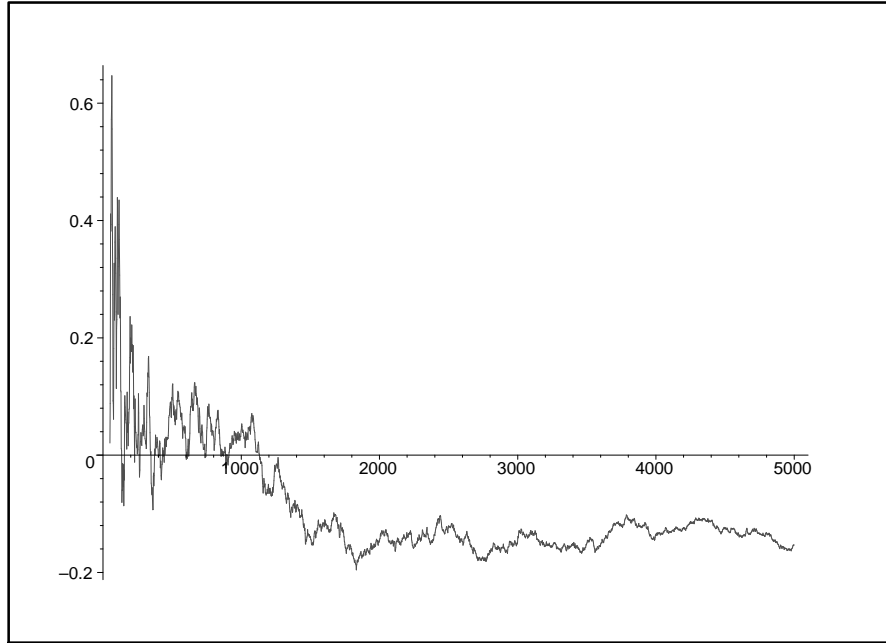
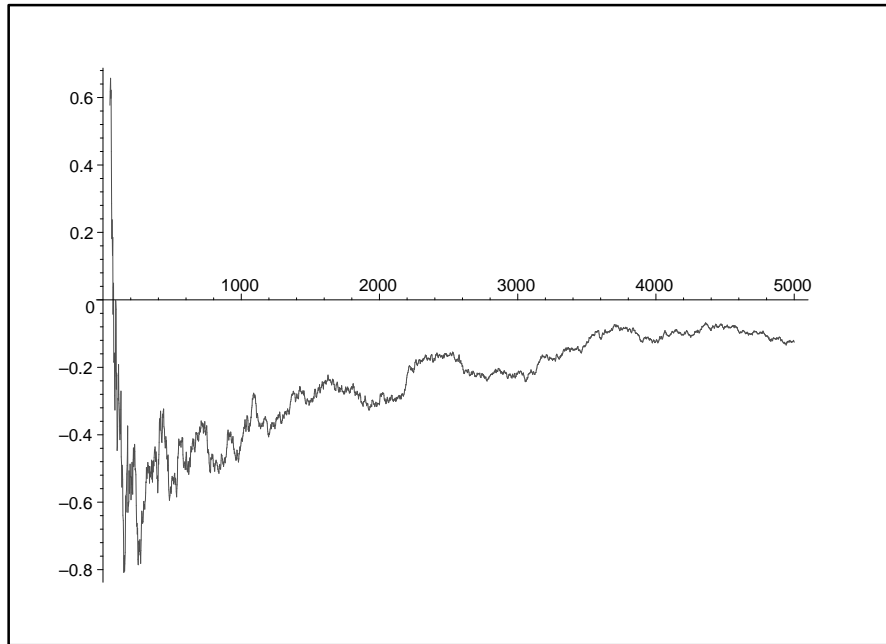
$2N$	$\Pi_N(10^{10})$	$\Delta_N(10^{10})$	$\Pi_N(10^{12})$	$\Delta_N(10^{12})$
100	2018498733	+0.23101	137743459486	-0.22449
200	4093181354	+0.19981	279320931774	-0.52374
300	6179575427	+0.04646	421698995095	-0.60678
400	8231900717	-0.00307	561752066806	-0.47345
500	10308323520	+0.09461	703447298670	-0.52336
600	12402663153	+0.00891	846368266787	-0.46665
700	14456137134	+0.06512	986498011024	-0.37686
800	16541312091	+0.03187	1128792535379	-0.48827
900	18623097684	-0.00710	1270856645797	-0.39850
1000	20679532323	+0.04311	1411187901897	-0.41454
2000	41434008965	-0.14700	2827502930522	-0.31142
3000	62214267139	-0.14273	4245571295213	-0.21865
4000	82946817735	-0.13473	5660383932743	-0.12392
5000	103718886923	-0.15324	7077896171945	-0.12569

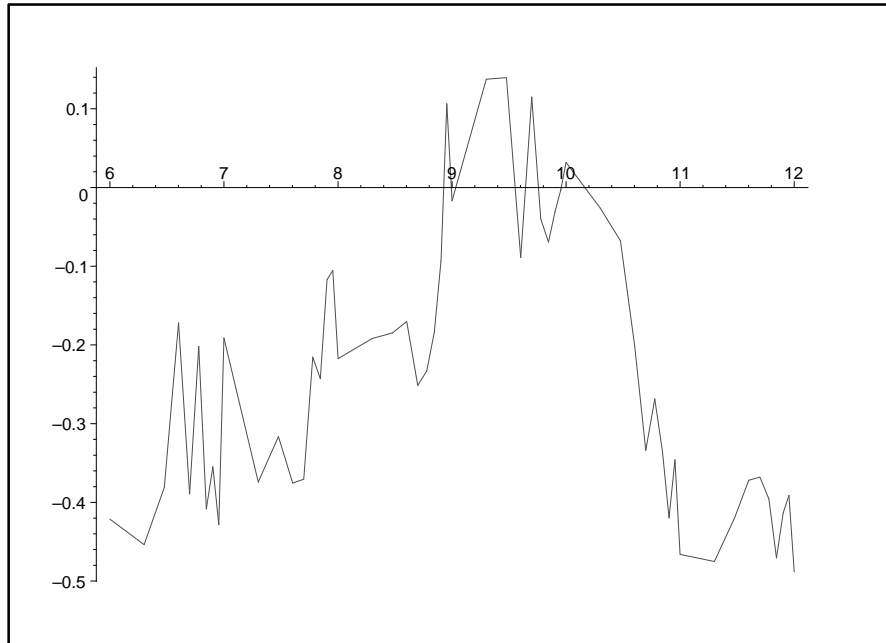
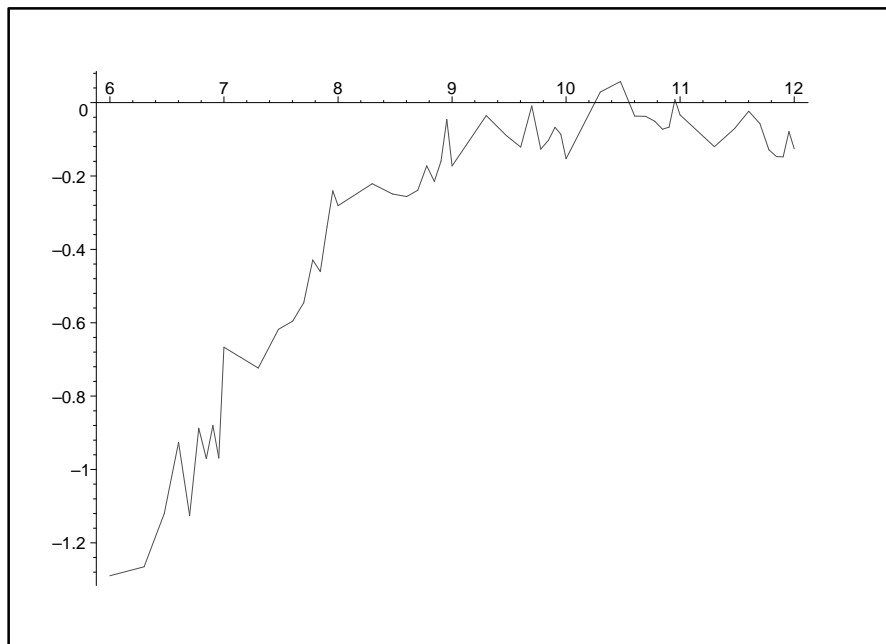
TABLE 3. Values of  $\Pi_N(10^{10})$ ,  $\Delta_N(10^{10})$  and  $\Pi_N(10^{12})$ ,  $\Delta_N(10^{12})$

We have made, but not given here, plots of  $\Delta_N(x)$  for several other values of  $x$ . E.g., for  $x = 10^{11}$  and  $2N = 1000, 2000, 3000, 4000, 5000$ , we found:  $\Delta_N(x) = -0.229, -0.072, -0.034, +0.004$ , and  $-0.034$ , respectively (compare these values with the corresponding values for  $x = 10^{10}$  and  $x = 10^{12}$  in Table 3).

Figures 5 and 6 show plots of  $\Delta_N(x)$  as a function of  $x$  ( $6 \leq \log_{10} x \leq 12$ ), for  $N = 400$  and  $N = 2500$ , respectively. The plots have been constructed by connecting the values of  $\Delta_N(x)$  for  $x = 10^6$  and for  $x = i \times 10^j$ ,  $j = 6, 7, \dots, 11$  and  $i = 1, 2, \dots, 10$  by straight lines. The different behaviour of the plots of  $\Delta_{400}(x)$  and  $\Delta_{2500}(x)$  may reflect the influence of the unknown  $\mathcal{O}(N^{-1/2} \log x)$ -terms, which were neglected in the derivation of the error function  $\Delta_N(x)$  from (1.5).

FIGURE 1.  $\Delta_N(10^6)$  compared with  $\overline{\Delta}_N(10^6)$  for  $50 \leq 2N \leq 5000$ FIGURE 2.  $\Delta_N(10^8)$  compared with  $\overline{\Delta}_N(10^8)$  for  $50 \leq 2N \leq 5000$

FIGURE 3.  $\Delta_N(10^{10})$  for  $50 \leq 2N \leq 5000$ FIGURE 4.  $\Delta_N(10^{12})$  for  $50 \leq 2N \leq 5000$

FIGURE 5.  $\Delta_{400}(x)$  for  $6 \leq \log_{10} x \leq 12$ FIGURE 6.  $\Delta_{2500}(x)$  for  $6 \leq \log_{10} x \leq 12$

## APPENDIX

## 8. OUTLINE OF THE PROOF OF THEOREM 3.1

Extending an idea that goes back to Arenstorf [1], cf. [16], one is led to a representation for  $E\{(\alpha - \beta)/\lambda\}$  by an absolutely convergent repeated complex integral in which  $\alpha > 0$  and  $\beta > 0$  occur separately:

$$(8.1) \quad E\{(\alpha - \beta)/\lambda\} = \frac{1}{(2\pi i)^2} \int_{L(c,B)} \Gamma(z) \alpha^{-z} dz \int_{L(c,B)} \Gamma(w) \beta^{-w} \\ \times M^\lambda(z + w) \cos\{\pi(z - w)/2\} dw.$$

Here the path  $L(c, B) = L(c_1, c_2, B)$  in the  $z = x + iy$  plane is taken of the form

$$L(c, B) = \begin{cases} \text{the half-line} & \{x = c_1, -\infty < y \leq -B\} \\ + \text{the segment} & \{c_1 \leq x \leq c_2, y = -B\} \\ + \text{the segment} & \{x = c_2, -B \leq y \leq B\} \\ + \text{the segment} & \{c_2 \geq x \geq c_1, y = B\} \\ + \text{the half-line} & \{x = c_1, B \leq y < \infty\}, \end{cases}$$

and similarly for the  $w = u + iv$  plane. For  $-1/2 < c_1 < 0 < c_2 < 1/2$ , say, and arbitrary  $B > 0$ , the absolute convergence of the repeated integral in (8.1) follows from (3.6), (3.7) and Lemma 3.3.

For the verification of formula (8.1) one may write  $\cos \alpha t$  as a complex (inverse) Mellin integral involving  $\Gamma(z)$ , and  $\cos \beta t$  as such an integral involving  $\Gamma(w)$ . Multiplying the two, doing the same with sines and adding, one obtains a repeated complex integral for  $\cos(\alpha - \beta)t$ . It is multiplied by  $\hat{E}^\lambda(t)$ ; integration over  $0 < t < \infty$  and use of (3.5) then gives the result.

Formula (8.1) leads to the following integral for  $\Phi^\lambda(s)$  in (3.1), modulo a function  $H^\lambda(s)$  that turns out to be analytic for  $\sigma > 0$ :

$$(8.2) \quad \Phi^\lambda(s) = \frac{1}{(2\pi i)^2} \int_{L(c,B)} \Gamma(z) \frac{\zeta'(z + s)}{\zeta(z + s)} dz \int_{L(c,B)} \Gamma(w) \frac{\zeta'(w + s)}{\zeta(w + s)} \\ \times M^\lambda(z + w) \cos\{\pi(z - w)/2\} dw + H^\lambda(s).$$

For verification one introduces the Dirichlet series  $\sum \Lambda(k)k^\cdots$  and  $\sum \Lambda(l)l^\cdots$  for the quotients  $\zeta'/\zeta$ . One then integrates term by term, initially taking  $\sigma > 1 + |c_1|$ . The result

$$\sum_{k,l=1}^{\infty} \frac{\Lambda(k)\Lambda(l)}{k^s l^s} E\{(k - l)/\lambda\}$$

differs from  $\Phi^\lambda(s)$  in (3.1) by

$$\begin{aligned} H^\lambda(s) &= 2 \sum_{0 < 2r \leq \lambda} \sum_{n=1}^{\infty} \Lambda(n) \Lambda(n+2r) \left\{ \frac{1}{n^{2s}} - \frac{1}{n^s(n+2r)^s} \right\} E(2r/\lambda) \\ &\quad - 2 \sum_{0 < 2r-1 \leq \lambda} \sum_{n=1}^{\infty} \frac{\Lambda(n) \Lambda(n+2r-1)}{n^s(n+2r-1)^s} E\{(2r-1)/\lambda\}. \end{aligned}$$

Thus  $H^\lambda(s)$  is analytic for  $\sigma > 0$ . One may verify that it is the Mellin transform of a function  $h^\lambda(x)$  which is  $\mathcal{O}\{\lambda(1 + \lambda^2/x) \log^2 x\}$  for  $x > \lambda$ .

Analytic continuation shows that under RH, one may take paths  $L(c, B)$  in (8.2) with  $c_1 = -\eta$  and  $c_2 = (1/2) - \eta$ , where  $0 < \eta < 1/2$ . Thus the integral representation may be used for  $s = \sigma + i\tau$  with  $\sigma > (1/2) + \eta$  and  $|\tau| < B$ ; cf. [16]. Additionally requiring  $\sigma < 1$ , we now move the paths  $L(c, B)$  across the poles at the points  $1-s$ ,  $0$  and  $\rho-s$  to lines  $L(d)$ , given by  $x$  or  $u$  equal to  $d = -(1/2) + \eta$ . The moves may be justified by Cauchy's theorem and the estimates in Lemma 3.3. On the relevant vertical lines,  $(\zeta'/\zeta)(Z)$  only grows logarithmically in  $Y$ , and auxiliary horizontal segments can be suitably chosen between zeta's complex zeros.

First moving the  $w$ -path one obtains a new repeated integral, along with a single 'residue-integral'. It is convenient to write the latter in the form

$$(8.3) \quad \frac{1}{2\pi i} \int_{L(c, B)} \Gamma(z) \frac{\zeta'(z+s)}{\zeta(z+s)} J(z+s, s) dz,$$

where by the residue theorem

$$\begin{aligned} (8.4) \quad J(z+s, s) &= -\Gamma(1-s) M^\lambda(z+1-s) \cos\{\pi(z+s-1)/2\} \\ &\quad + \frac{\zeta'(s)}{\zeta(s)} M^\lambda(z) \cos(\pi z/2) \\ &\quad + \sum_{\rho} \Gamma(\rho-s) M^\lambda(z+\rho-s) \cos\{\pi(z+s-\rho)/2\}. \end{aligned}$$

Next move the  $z$ -path  $L(c, B)$  in the new repeated integral and the  $z$ -path in the single integral to the line  $L(d)$ . Thus we obtain another repeated integral, now involving two paths  $L(d)$ , and a single integral with path  $L(d)$ , where  $d = -(1/2) + \eta$ . Varying  $\eta \in (0, 1/2)$ , one sees that the new integrals represent analytic functions for  $-1/2 < \sigma < 1$ . The operation on the repeated integral produces a harmless residue, namely, another copy of the single integral with path  $L(d)$ . However, the operation on the single

integral yields the following residue:

$$(8.5) \quad -\Gamma(1-s)J(1,s) + \frac{\zeta'(s)}{\zeta(s)}J(s,s) + \sum_{\rho'} \Gamma(\rho' - s)J(\rho', s).$$

Working out this residue with the aid of (8.4) one obtains nine terms. Four of these supply the sum  $\Sigma^\lambda(s)$  of (3.8) in (3.1). The remaining five terms combine into the sum

$$(8.6) \quad \begin{aligned} V^\lambda(s) &\stackrel{\text{def}}{=} \Gamma^2(1-s)M^\lambda(2-2s) - 2\Gamma(1-s) \frac{\zeta'(s)}{\zeta(s)} M^\lambda(1-s) \sin(\pi s/2) \\ &\quad - 2\Gamma(1-s) \sum_{\rho} \Gamma(\rho - s) M^\lambda(1+\rho-2s) \sin(\pi \rho/2). \end{aligned}$$

Here, the apparent poles at the points  $s = \rho$  cancel each other. The first term provides the important pole-term at the point  $s = 1/2$  in (3.1). Indeed, by the pole-type behavior of  $M^\lambda(Z)$  at the point  $Z = 1$  (Section 2),

$$(8.7) \quad \Gamma^2(1-s)M^\lambda(2-2s) = \frac{2A^E\lambda}{2s-1} + H_4^\lambda(s),$$

where  $H_4^\lambda(s)$  is analytic for  $-1/2 < \sigma < 1$ . The final term in (8.6) generates simple poles at the points  $s = \rho/2$ . A short computation shows that the residues at those poles are all equal to  $-2A^E\lambda$ , thus leading to the term  $-4A^E\lambda \sum_{\rho} 1/(2s - \rho)$  in (3.1).

To round out the proof of Theorem 3.1 we evaluate the inverse Mellin transform of  $V^\lambda(s)$  in (8.6). Taking  $c = (1/2) + \eta$  and  $x > \lambda$ , and moving the path to the left, one finds that

$$\frac{1}{2\pi i} \int_{L(c)} V^\lambda(s) x^{2s} \frac{ds}{s} = 2A^E\lambda x - 4A^E\lambda \sum_{\rho} \frac{x^\rho}{\rho} + g(x, \lambda).$$

Here for large  $\lambda$  and  $x/\lambda \rightarrow \infty$ ,

$$g(x, \lambda) = -\{1 + o(1)\}\lambda^2 \int_0^1 E(\nu)\nu d\nu \approx -\lambda^2/2$$

when  $E(\nu)$  is close to 1 on  $(-1, 1)$ .

By our hypothesis the double sum  $\Sigma_2^\lambda(s)$  in (3.8) generates a pole at  $s = 1/2$  with residue  $R^E(1/2, \lambda)$  given by (3.3). Through Mellin inversion this becomes  $2R^E(1/2, \lambda)x$ ; when added to  $2A^E\lambda x$ , it gives the principal part

$$2 \sum_{0 < 2r \leq \lambda} E(2r/\lambda) \cdot 2C_{2r}x \quad \text{of} \quad 2 \sum_{0 < 2r \leq \lambda} E(2r/\lambda) \psi_{2r}(x).$$



Other plausible contributions of  $\Sigma_2^\lambda(s)$  have been discussed in Section 4.

## REFERENCES

- [1] R.F. Arenstorff, *There are infinitely many prime twins*. Available on the internet, at <http://arxiv.org/abs/math/0405509v1>. Article posted May 26, 2004; withdrawn June 9, 2004.
- [2] P. T. Bateman and R. A. Horn, *A heuristic asymptotic formula concerning the distribution of prime numbers*. Math. Comp. **16** (1962), 363–367.
- [3] P. T. Bateman and R. A. Horn, *Primes represented by irreducible polynomials in one variable*. Proc. Sympos. Pure Math., vol. VIII pp 119–132. Amer. Math. Soc., Providence, R.I., 1965.
- [4] C. Bays and R. Hudson, *A new bound for the smallest  $x$  with  $\pi(x) > \text{li}(x)$* . Math. Comp. **69** (2000), 1285–1296.
- [5] E. Bombieri and H. Davenport, *Small differences between prime numbers*. Proc. Roy. Soc. Ser. A **293** (1966), 1–18.
- [6] R. P. Brent, *Irregularities in the distribution of primes and twin primes*. Math. Comp. **29** (1975), 43–56.
- [7] F. J. van de Bult, *Counts of prime pairs*. Private communication including spreadsheet attachment tot10-tot.csv, February 2007.
- [8] H. Davenport, *Multiplicative number theory*. (Third edition, revised by H. L. Montgomery.) Graduate Texts in Math., 74. Springer, New York, 2000.
- [9] H. M. Edwards, *Riemann's zeta function*. Academic Press, New York, 1974. Reprinted by Dover Publications, Mineola, N.Y., 2001.
- [10] J. B. Friedlander and D. A. Goldston, *Some singular series averages and the distribution of Goldbach numbers in short intervals*. Illinois J. Math. **39** (1995), 158–180.
- [11] A. Granville and G. Martin, *Prime number races*. Amer. Math. Monthly **113** (2006), 1–33.
- [12] G. H. Hardy and J. E. Littlewood, *Some problems of ‘partitio numerorum’. III: On the expression of a number as a sum of primes*. Acta Math. **44** (1923), 1–70.
- [13] A. E. Ingham, *The distribution of prime numbers*. Reprint of the 1932 original, with a foreword by R. C. Vaughan. Cambridge Univ. Press, 1990.
- [14] A. Ivić, *The Riemann zeta-function*. Wiley, New York, 1985. Reprinted by Dover Publ., Mineola, N.Y., 2003.
- [15] J. Korevaar, *Distributional Wiener–Ikehara theorem and twin primes*. Indag. Math. (N.S.) **16** (2005), 37–49.
- [16] J. Korevaar, *Prime pairs and the zeta function*. J. Approx. Theory (2008), doi:10.1016/j.jat.2008.01.008.
- [17] T. Kotnik, *The prime-counting function and its analytic approximations*. Adv. Comput. Math. **29** (2008), 55–70.
- [18] J. E. Littlewood, *Sur la distribution des nombres premiers*. C. R. Acad. Sci. Paris **158** (1914), 1869–1872.
- [19] H. L. Montgomery, *Topics in multiplicative number theory*. Lecture Notes in Math., vol. 227, Springer-Verlag, Berlin-New York, 1971.

- [20] H. L. Montgomery, *The pair correlation of zeros of the zeta function*, in: Analytic Number Theory (Proc. Symp. Pure Math., vol. 24), pp 181–193, Amer. Math. Soc., Providence, RI, 1973.
- [21] T. R. Nicely, *Enumeration of the twin-prime pairs to  $10^{16}$* . See the internet, <http://www.trnicely.net>, September 2008.
- [22] H. J. J. te Riele, *On the sign of the difference  $\pi(x) - \text{li}(x)$* . Math. Comp. **48** (1987), 323–328.
- [23] Marek Wolf, *An analog of the Skewes number for twin primes*. Undated attachment to private communication, July 2008.

*KdV Institute of Mathematics, University of Amsterdam,*  
Plantage Muidergracht 24, 1018 TV Amsterdam, The Netherlands  
*CWI: Centrum Wiskunde en Informatica,*  
Science Park 123, 1098 XG Amsterdam, The Netherlands  
*E-mail addresses:* J.Korevaar@uva.nl, Herman.te.Riele@cwi.nl