

Convolutional Codes for Network-Error Correction

K. Prasad and B. Sundar Rajan, Senior member, IEEE

Abstract—In this work, we introduce convolutional codes for network error correction in the context of coherent network coding. We give a construction of convolutional codes that correct a given set of error patterns, as long as consecutive errors are separated by a certain interval. It is shown that convolutional codes can provide error correction for coherent network-coded networks, for which previously suggested network error correction schemes cannot provide error correction. We also give some bounds on the field size and the number of errors that can get corrected in a certain interval. Some examples are discussed which illustrate the several possible situations that arise in this context.

I. INTRODUCTION

Network coding was introduced in [1] as a means to improve the rate of transmission in networks, and often achieve capacity in the case of single source networks. Linear network coding was introduced in [2]. Network error correction, which involved a trade-off between the rate of transmission and the number of correctable network-edge errors, was introduced in [3] as an extension of classical error correction to a general network setting. Along with subsequent works [4] and [5], this generalized the classical notions of the Hamming weight, Hamming distance, minimum distance and various classical error control coding bounds to their network counterparts. An algebraic formulation of network coding was discussed in [6] for both instantaneous networks and networks with delays. In all of these works, it is assumed that the sinks and the source know the network topology and the network code, which is referred to as *coherent network coding*.

Random network coding, introduced in [7] presented a distributed network coding scheme where nodes independently chose random coefficients (from a finite field) for the linear mixing of their inputs. Subspace codes and rank metric codes were constructed for the setting of random network coding in [8] and [9].

In this work, convolutional coding is introduced to achieve network error correction. We assume an acyclic, single source, instantaneous (delay-free) network with coherent linear network coding to multicast information to several sinks.

We define a *network use* as a single usage of all the edges of the network to multicast utmost min-cut number of symbols to each of the sinks. An *error pattern* is a subset of the set of edges of the network which are in error. It is seen that when the source implements a convolutional code to send information into the network, every sink sees a different convolutional code. We address the following problem:

Given an acyclic, delay-free, single-source network with a linear multicast network code, and a set of error patterns Φ , how to design a convolutional code at the source which shall correct the errors corresponding to the error patterns in

Φ , as long as consecutive errors are separated by a certain number of network uses?

The main contributions of this paper are as follows.

- Convolutional codes have been employed to achieve error correction in the context of network coding for the first time.
- A convolutional code construction that corrects a given pattern of network errors (provided that the occurrence of consecutive errors are separated by certain number of network uses) is given.
- The convolutional codes constructed in this paper are found to provide error correction in networks which have insufficient min-cut (like the butterfly network) to use the previous approaches of network error correction codes of [5] and [9]
- Some bounds are derived on the minimum field size required, and on the minimum number of network uses that two error events must be separated by in order that they get corrected.

Specific code constructions for certain well known example networks are used to present complete illustrations of the various situations that arise.

The rest of the paper is organized as follows. Section II gives a primer on convolutional codes and MDS convolutional codes. In Section III, we discuss the general network coding set-up and network errors. In Section IV, we give a construction for an input convolutional code which shall correct errors corresponding to a given set of error patterns. In Section V, we give some examples for this construction. Finally, concluding remarks constitute Section VI along with several directions for further research.

II. CONVOLUTIONAL CODES-BASIC RESULTS

In this section, we review the basic concepts related to convolutional codes, used extensively throughout the rest of the paper. For q , power of a prime, let \mathbb{F}_q denote the finite field with q elements, $\mathbb{F}_q[z]$ denote the ring of univariate polynomials in z with coefficients from \mathbb{F}_q , $\mathbb{F}_q(z)$ denote the field of rational functions with variable z and coefficients from \mathbb{F}_q and $\mathbb{F}_q[[z]]$ denote the ring of formal power series with coefficients from \mathbb{F}_q . Every element of $\mathbb{F}_q[[z]]$ of the form $x(z) = \sum_{i=0}^{\infty} x_i z^i$, $x_i \in \mathbb{F}_q$. Thus, $\mathbb{F}_q[z] \subset \mathbb{F}_q[[z]]$. We denote the set of n -tuples over $\mathbb{F}_q[[z]]$ as $\mathbb{F}_q^n[[z]]$. Also, a rational function $x(z) = \frac{a(z)}{b(z)}$ with $b(0) \neq 0$ is said to be *realizable*. A matrix populated entirely with realizable functions is called a *realizable matrix*.

For a convolutional code, the *information sequence* $\mathbf{u} = [\mathbf{u}_0, \mathbf{u}_1, \dots, \mathbf{u}_t]$ ($\mathbf{u}_i \in \mathbb{F}_q^b$) and the *codeword sequence* (output

sequence) $\mathbf{v} = [\mathbf{v}_0, \mathbf{v}_1, \dots, \mathbf{v}_t]$ ($\mathbf{v}_i \in \mathbb{F}_q^c$) can be represented in terms of the delay parameter z as

$$\mathbf{u}(z) = \sum_{i=0}^t \mathbf{u}_i z^i \quad \text{and} \quad \mathbf{v}(z) = \sum_{i=0}^t \mathbf{v}_i z^i$$

Definition 1 ([10]): A convolutional code, \mathcal{C} of rate b/c ($b < c$) is defined as

$$\mathcal{C} = \{\mathbf{v}(z) \in \mathbb{F}_q^c[[z]] \mid \mathbf{v}(z) = \mathbf{u}(z)G(z)\}$$

where $G(z)$ is a $b \times c$ generator matrix with entries from $\mathbb{F}_q(z)$ and rank b over $\mathbb{F}_q(z)$, and $\mathbf{v}(z)$ being the code sequence arising from the information sequence, $\mathbf{u}(z) \in \mathbb{F}_q^b[[z]]$.

Two generator matrices are said to be *equivalent* if they encode the same convolutional code. A *polynomial generator matrix* [10] for a convolutional code \mathcal{C} is a generator matrix for \mathcal{C} with all its entries from $\mathbb{F}_q[z]$. It is known that every convolutional code has a polynomial generator matrix [10]. Also, a generator matrix for a convolutional code is *catastrophic* [10] if there exists an information sequence with infinitely many non-zero components, that results in a codeword with only finitely many non-zero components.

For a polynomial generator matrix $G(z)$, let $g_{ij}(z)$ be the element of $G(z)$ in the i^{th} row and the j^{th} column, and $\nu_i := \max_j \deg(g_{ij}(z))$ be the i^{th} row degree of $G(z)$. Let $\delta := \sum_{i=1}^b \nu_i$ be the degree of $G(z)$.

Definition 2 ([10]): A polynomial generator matrix is called *basic* if it has a polynomial right inverse. It is called *minimal* if its degree δ is minimum among all generator matrices of \mathcal{C} .

Forney in [11] showed that the ordered set $\{\nu_1, \nu_2, \dots, \nu_b\}$ of row degrees (indices) is the same for all minimal basic generator matrices of \mathcal{C} (which are all equivalent to one another). Therefore the ordered row degrees and the degree δ can be defined for a convolutional code \mathcal{C} . A rate b/c convolutional code with degree δ will henceforth be referred to as a (c, b, δ) code. Also, any minimal basic generator matrix for a convolutional code is non-catastrophic.

Definition 3 ([10]): A convolutional encoder is a physical realization of a generator matrix by a linear sequential circuit. Two encoders are said to be *equivalent encoders* if they encode the same code. A *minimal encoder* is an encoder with the minimal number of delay elements among all equivalent encoders.

The weight of a vector $\mathbf{v}(z) \in \mathbb{F}_q^c[[z]]$ is the sum of the weights of all its \mathbb{F}_q^c -coefficients. Then we have the following definitions.

Definition 4 ([10]): The *free distance* of the convolutional code \mathcal{C} is given as

$$d_{\text{free}}(\mathcal{C}) = \min \{wt(\mathbf{v}(z)) \mid \mathbf{v}(z) \in \mathcal{C}, \mathbf{v}(z) \neq \mathbf{0}\}$$

The following discussion on the column distance are given for the sake of proving Proposition 2 in Subsection IV-D later.

Definition 5 ([10]): The j^{th} order column distance of the convolutional code \mathcal{C} , $d_j^c(\mathcal{C})$, is defined as the minimum of the weights of the truncated codewords $\mathbf{v}_{[0,j]} := (\mathbf{v}_0, \mathbf{v}_1, \dots, \mathbf{v}_j)$, resulting from an information sequence $\mathbf{u}_{[0,j]} := (\mathbf{u}_0, \mathbf{u}_1, \dots, \mathbf{u}_j)$ with $\mathbf{u}_0 \neq \mathbf{0}$.

The tuple $[d_0^c(\mathcal{C}), d_1^c(\mathcal{C}), \dots, d_{\nu_b}^c(\mathcal{C})]$ is the same for all minimal basic generator matrices of \mathcal{C} and is called the *distance profile* of the code \mathcal{C} . The limit, $d_\infty^c(\mathcal{C}) = \lim_{j \rightarrow \infty} d_j^c(\mathcal{C})$ exists and we have

$$d_0^c(\mathcal{C}) \leq d_1^c(\mathcal{C}) \leq \dots \leq d_\infty^c(\mathcal{C}) \quad (1)$$

Also, it is known [10] that in the trellis representation of the minimal generator matrix, there is no non-trivial transition from the zero state (not to the zero state) that produces a zero output. Therefore, from the definition of column distance, we have for the set of code sequences generated by a minimal basic generator matrix:

$$d_0^c(\mathcal{C}) > 0$$

Similarly there is no non-trivial transition to the zero state (from a non-zero state) that produces a zero output.

A. MDS convolutional codes

In this subsection, we discuss some results on the existence and construction of Maximum Distance Separable (MDS) convolutional codes. In Subsection IV-D, we use these results to obtain some bounds on the field size and the error correcting capabilities of such MDS convolutional codes when they are used for network error correction.

The following bound on the free distance, and the existence of codes meeting the bound, called MDS convolutional codes, was proved in [12].

Theorem 1 ([12]): For every base field \mathbb{F} and every rate b/c convolutional code \mathcal{C} of degree δ , the free distance is bounded as

$$d_{\text{free}}(\mathcal{C}) \leq (n-k)(\lfloor \delta/k \rfloor + 1) + \delta + 1$$

Theorem 1 is known as the *generalized Singleton bound*.

Theorem 2 ([12]): For any positive integers $k < n$, δ and for any prime p there exists a field \mathbb{F}_q of characteristic p , and a rate k/n convolutional code \mathcal{C} of degree δ over \mathbb{F}_q , whose free distance meets the generalized Singleton bound.

A method of constructing MDS convolutional codes based on the connection between quasi-cyclic codes and convolutional codes was given in [13]. The ordered Forney indices for such codes are of the form

$$\lfloor \delta/k \rfloor = \nu_1 = \nu_2 = \dots = \nu_l < \nu_{l+1} = \dots = \nu_k = \lfloor \delta/k \rfloor + 1.$$

It is known [13] that the field size q required for a (n, k, δ) convolutional code \mathcal{C} with $d_{\text{free}}(\mathcal{C})$ meeting the generalized Singleton bound in the construction in [13] should be a prime power such that

$$n|(q-1) \text{ and } q \geq \delta \frac{n^2}{k(n-k)} + 2. \quad (2)$$

III. CONVOLUTIONAL CODES FOR NETWORK ERROR CORRECTION - PROBLEM FORMULATION

A. Network model

We consider only acyclic networks in this paper the model for which is as in [14]. An acyclic network can be represented as a acyclic directed multi-graph $\mathcal{G} = (\mathcal{V}, \mathcal{E})$ where \mathcal{V} is the set of all vertices and \mathcal{E} is the set of all edges in the network.

We assume that every edge in the directed multi-graph representing the network has unit *capacity* (can carry utmost one symbol from \mathbb{F}_q). Network links with capacities greater than unit are modeled as parallel edges. The network is assumed to be instantaneous, i.e., all nodes process the same *generation* (the set of symbols generated at the source at a particular time instant) of input symbols to the network in a given coding order (ancestral order [14]).

Let $s \in \mathcal{V}$ be the source node and \mathcal{T} be the set of all receivers. Let n_T be the unicast capacity for a sink node $T \in \mathcal{T}$ i.e the maximum number of edge-disjoint paths from s to T . Then

$$n = \min_{T \in \mathcal{T}} n_T$$

is the max-flow min-cut capacity of the multicast connection.

B. Network code

We follow [6] in describing the network code. For each node $v \in \mathcal{V}$, let the set of all incoming edges be denoted by $\Gamma_I(v)$. Then $|\Gamma_I(v)| = \delta_I(v)$ is the in-degree of v . Similarly the set of all outgoing edges is defined by $\Gamma_O(v)$, and the out-degree of the node v is given by $|\Gamma_O(v)| = \delta_O(v)$. For any $e \in \mathcal{E}$ and $v \in \mathcal{V}$, let $head(e) = v$, if v is such that $e \in \delta_I(v)$. Similarly, let $tail(e) = v$, if v is such that $e \in \delta_O(v)$. We will assume an ancestral ordering on \mathcal{E} of the acyclic graph \mathcal{G} .

The network code can be defined by the local kernel matrices of size $\delta_I(v) \times \delta_O(v)$ for each node $v \in \mathcal{V}$ with entries from \mathbb{F}_q . The global encoding kernels for each edge can be recursively calculated from these local kernels.

The network transfer matrix, which governs the input-output relationship in the network, is defined as given in [6]. Towards this end, the matrices A, K , and B^T (for every sink $T \in \mathcal{T}$) are defined as follows:

The entries of the $n \times |\mathcal{E}|$ matrix A are defined as

$$A_{i,j} = \begin{cases} \alpha_{i,e_j} & \text{if } e_j \in \delta_O(s) \\ 0 & \text{otherwise} \end{cases}$$

where $\alpha_{i,e_j} \in \mathbb{F}_q$ is the local encoding kernel coefficient at the source coupling input i with edge $e_j \in \delta_O(s)$.

The entries of the $|\mathcal{E}| \times |\mathcal{E}|$ matrix K are defined as

$$K_{i,j} = \begin{cases} \beta_{i,j} & \text{if } head(e_i) = tail(e_j) \\ 0 & \text{otherwise} \end{cases}$$

where the set of $\beta_{i,j} \in \mathbb{F}_q$ is the local encoding kernel coefficient between e_i and e_j , at the node $v = head(e_i) = tail(e_j)$.

For every sink $T \in \mathcal{T}$, the entries of the $|\mathcal{E}| \times n$ matrix B^T are defined as

$$B_{i,j}^T = \begin{cases} \epsilon_{e_j,i} & \text{if } e_j \in \delta_I(T) \\ 0 & \text{otherwise} \end{cases}$$

where all $\epsilon_{e_j,i} \in \mathbb{F}_q$.

For instantaneous networks, we have

$$F := (I - K)^{-1}$$

where I is the $|\mathcal{E}| \times |\mathcal{E}|$ identity matrix. Now we have the following:

Definition 6 ([6]): The network transfer matrix, M_T , corresponding to a sink node $T \in \mathcal{T}$ is a full rank $n \times n$ matrix defined as

$$M_T := AFB^T = AF_T$$

Definition 6 implies that if $\mathbf{x} \in \mathbb{F}_q^n$ is the input to the instantaneous network at any particular instant, then at any particular sink $T \in \mathcal{T}$, we have the output, $\mathbf{y} \in \mathbb{F}_q^n$, at the same instant, to be $\mathbf{y} = \mathbf{x}M_T$.

C. Convolutional codes for networks

Assuming that a n -dimensional linear network code multicast has been implemented in the network, we define the following terms-

Definition 7: An *input convolutional code*, \mathcal{C}_s is a convolutional code of rate k/n ($k < n$) with a *input generator matrix* $G_I(z)$ implemented at the source of the network.

Definition 8: The *output convolutional code* \mathcal{C}_T , corresponding to a sink node $T \in \mathcal{T}$ is the k/n ($k < n$) convolutional code generated by the *output generator matrix* $G_{O,T}(z)$ which is given as follows

$$G_{O,T}(z) = G_I(z)M_T$$

with M_T being the full rank network transfer matrix corresponding to a n -dimensional network code.

Example 1: Consider the $4C_2$ combination \mathbb{F}_3 network as shown in Fig. 1.

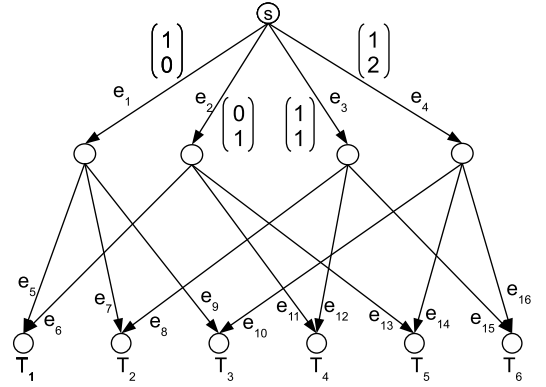


Fig. 1. $4C_2$ combination network over a ternary field

The global kernel matrices of the edges coming out from the source are indicated. The local kernels at the intermediate nodes are all unity. For this network, let the input convolutional code over $\mathbb{F}_3[z]$ be generated by

$$G_I(z) = [1 + z^2 \quad 1 + z + z^2]. \quad (3)$$

The columns of the network transfer matrices with respect to each of sinks comprise of the global encoding kernels at the incoming edges of the respective sinks. For example, the sink T_1 has the network transfer matrix,

$$M_{T_1} = \begin{pmatrix} 1 & 0 \\ 0 & 1 \end{pmatrix}$$

And thus, the output convolutional code at sink T_1 has the generator matrix,

$$G_{O,T_1}(z) = G_I(z)M_{T_1} = [1 + z^2 \quad 1 + z + z^2].$$

The network transfer matrices at each sink and their corresponding output convolutional matrices are similarly calculated and tabulated in Table I.

TABLE I
 $4C_2 - \mathbb{F}_3$ NETWORK FOR THE INPUT CONVOLUTIONAL CODE
 $G_I(z) = [1 + z^2 \quad 1 + z + z^2]$.

Sink	Network transfer matrix	Output convolutional code
T_1	$M_{T_1} = \begin{pmatrix} 1 & 0 \\ 0 & 1 \end{pmatrix}$	$G_{O,T_1}(z) = [1 + z^2 \quad 1 + z + z^2]$
T_2	$M_{T_2} = \begin{pmatrix} 1 & 1 \\ 0 & 1 \end{pmatrix}$	$G_{O,T_2}(z) = [1 + z^2 \quad 2 + z + 2z^2]$
T_3	$M_{T_3} = \begin{pmatrix} 1 & 1 \\ 0 & 2 \end{pmatrix}$	$G_{O,T_3}(z) = [1 + z^2 \quad 2z]$
T_4	$M_{T_4} = \begin{pmatrix} 0 & 1 \\ 1 & 1 \end{pmatrix}$	$G_{O,T_4}(z) = [1 + z + z^2 \quad 2 + z + 2z^2]$
T_5	$M_{T_5} = \begin{pmatrix} 0 & 1 \\ 1 & 2 \end{pmatrix}$	$G_{O,T_5}(z) = [1 + z + z^2 \quad 2z]$
T_6	$M_{T_6} = \begin{pmatrix} 1 & 1 \\ 1 & 2 \end{pmatrix}$	$G_{O,T_6}(z) = [2 + z + 2z^2 \quad 2z]$

Thus, as can be seen from the Example 1, the source node implements a convolutional code, and maps the encoded symbols into its outgoing symbols. The network maps these symbols from the source to symbols at the receivers. Each of the receivers hence sees a different convolutional code which might have different distance properties and different degrees (δ). Fig. 2 illustrates the entire system for a particular sink.

D. Network errors

An *error pattern* ρ , as stated previously, is a subset of \mathcal{E} which indicates the edges of the network in error. An *error vector* \mathbf{w} is a $1 \times |\mathcal{E}|$ vector which indicates the error occurred at each edge. An error vector is said to match an error pattern (i.e $\mathbf{w} \in \rho$) if all non-zero components of \mathbf{w} occur only on the edges in ρ . An *error pattern set* Φ is a collection of subsets of \mathcal{E} , each of which is an error pattern. Therefore we have the formulation as follows.

Let $\mathbf{x} \in \mathbb{F}_q^n$ be the input to the network at any particular time instant, and let $\mathbf{w} \in F_q^{|\mathcal{E}|}$ be the error vector corresponding to the network errors that occurred in the same particular instant. Then, the output vector, $\mathbf{y} \in \mathbb{F}_q^n$, at that instant at any particular sink $T \in \mathcal{T}$ can be expressed as

$$\mathbf{y} = \mathbf{x}M_T + \mathbf{w}F_T$$

The following example illustrates the network error situations when we consider convolutional codes for networks.

Example 2: (Example 1 continued) For the $4C_2$ combination network as shown in Fig. 1 with the given input convolutional code $G_I(z) = [1 + z^2 \quad 1 + z + z^2]$ as in Example 1, let the source message to be transmitted be the all zero message sequence. Suppose the error pattern is

$$\rho = \{e_1, e_5, e_6\}$$

At time instant $t = 6$, let the 16 length error vector corresponding to the pattern be $(1, 0, 0, 0, 0, 0, 1, 0, \dots, 0)$. At time instant $t = 7$, let the error vector be $(0, 0, 0, 0, 0, 1, 0, 0, \dots, 0)$. Let us assume that no errors occur before $t = 6$ and after $t = 7$. Then, corresponding to these errors, sinks T_1 , T_2 and T_3 all see an error event at time instant $t = 6$, however have varying output sequences because of their different individual network codes.

Fig. 3 and Fig. 4 denote the errors, the correct output sequences and the received output sequences at sinks T_1 , T_2 and T_3 . Errors at different time instants will thus affect the symbols on the path of the trellis corresponding to those time instants when they occur. Thus a sequence of network errors, with network errors happening across time instants, results in an individual error sequence for every sink.

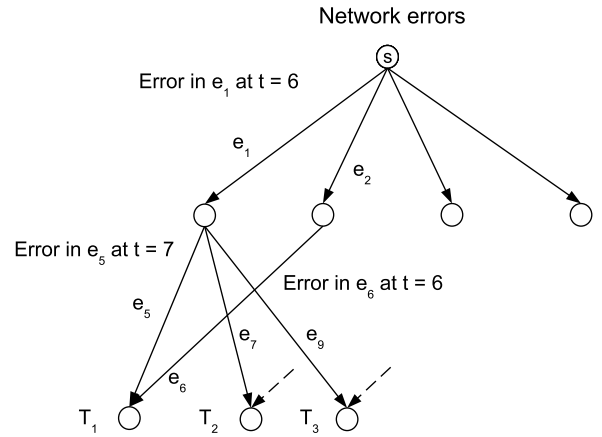


Fig. 3. An error event in the $4C_2$ network

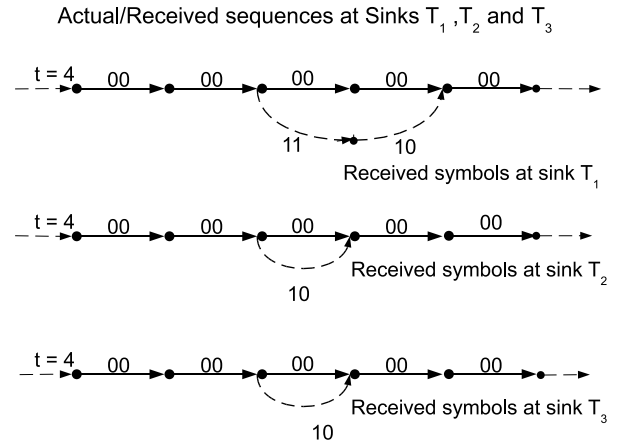


Fig. 4. Actual output and received sequences

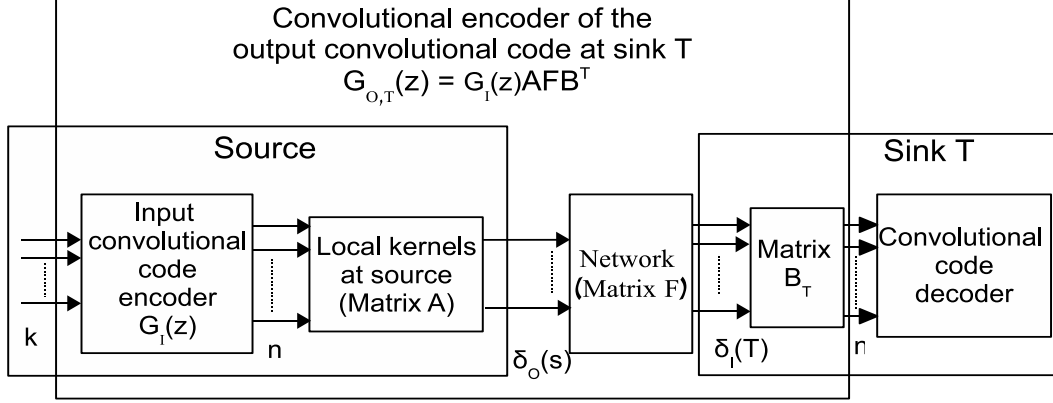


Fig. 2. A network with an input convolutional code and a network code

IV. CONVOLUTIONAL CODES FOR NETWORK ERROR CORRECTION - CODE CONSTRUCTION AND CAPABILITY

In this section, we briefly discuss and give some results regarding the bounded distance decoding of convolutional codes, reinterpreting results from [15] for our context.

In the convolutional encoder, for every b input symbols, c encoded output symbols are produced. Starting at some state in the trellis, we shall denote every such c output symbol durations as a *segment* of the trellis of the convolutional code. Each segment can be identified by an integer, which is zero at the start of transmission and incremented by 1 for every c output symbols hence.

Let C be a rate b/c convolutional code with a generator matrix $G(z)$. Then corresponding to the information sequences $\mathbf{u}_0, \mathbf{u}_1, \dots (\mathbf{u}_i \in \mathbb{F}_q^b)$ and the code sequence $\mathbf{v}_0, \mathbf{v}_1, \dots (\mathbf{v}_i \in \mathbb{F}_q^c)$, we can associate an encoder state sequence $\sigma_0, \sigma_1, \dots$, where σ_t indicates the content of the delay elements in the encoder at a time t . We define the set of j output symbols as:

$$\mathbf{v}_{[0,j]} := [\mathbf{v}_0, \mathbf{v}_1, \dots, \mathbf{v}_{j-1}]$$

We define the set $S_{d_{free}}$ consisting of all possible truncated code sequences $\mathbf{v}_{[0,j]} \forall j$ of weight less than $d_{free}(C)$ that start in the zero state as follows:

$$S_{d_{free}} := \{\mathbf{v}_{[0,j]} \mid w_H(\mathbf{v}_{[0,j]}) < d_{free}(C), \sigma_0 = \mathbf{0}, \forall j > 0\}$$

where w_H indicates the Hamming weight over \mathbb{F}_q . Clearly the definition of $S_{d_{free}}$ excludes the possibility of a zero state in between (in the event of which $w_H(\mathbf{v}_{[0,j]}) \geq d_{free}(C)$), i.e.,

$$\sigma_t \neq \mathbf{0} \text{ for any } t \text{ such that } 0 < t \leq j.$$

We have that the set $S_{d_{free}}$ is invariant among the set of minimal convolutional encoders. We now define

$$T_{d_{free}}(C) := \max_{\mathbf{v}_{[0,j]} \in S_{d_{free}}} j + 1$$

which thereby can be considered as a code property because of the fact that $S_{d_{free}}$ is invariant among minimal encoders. Then, we have the following proposition:

Proposition 1: The minimum Hamming weight trellis decoding algorithm can correct all error sequences which have the property that the Hamming weight of the error sequence in any consecutive $T_{d_{free}}(C)$ segments is utmost $\lfloor \frac{d_{free}(C)-1}{2} \rfloor$.

Proof: Without loss of generality, let σ_t be a correct state (according to the transmitted sequence) at some depth t in the path traced by the received sequence on the trellis of the code and let us assume that all the errors before t have been corrected.

Now consider the window from t to $t + T_{d_{free}}(C)$, consisting of $T_{d_{free}}(C)$ segments. In this window, the Hamming weight of the error sequence is utmost $\lfloor \frac{d_{free}(C)-1}{2} \rfloor$. However, by the definition of $T_{d_{free}}(C)$, the distance between the correct path and every other path of length $T_{d_{free}}(C)$ starting from the state σ_t is at least $d_{free}(C)$. Therefore, in this window, the error sequence can be corrected.

Now using $\sigma_{t+T_{d_{free}}(C)}$ at depth $t + T_{d_{free}}(C)$ as our new correct starting state, we can repeat the same argument thus proving that the entire error sequence is correctable. ■

A. Construction

For the given network with a single source that has to multicast information to a set of sinks, n being min-cut of the multicast connections, a n -dimensional network code in place over a sufficiently large field F_q (for which we provide a bound in Subsection IV-D) of characteristic p , we provide a construction for a convolutional code for correcting errors with patterns in a given error pattern set. This is the main contribution of this work. The construction is as follows -

- 1) Let $M_T = AF_T$ be the $n \times n$ network transfer matrix from the source to any particular sink $T \in \mathcal{T}$. Let Φ

be the error pattern set given. Then we compute the following sets.

- 2) Let the set of all error vectors having their error pattern in Φ be

$$\mathcal{W}_\Phi = \bigcup_{\rho \in \Phi} \left\{ \mathbf{w} = (w_1, w_2, \dots, w_{|\mathcal{E}|}) \in \mathbb{F}_q^{|\mathcal{E}|} \mid \mathbf{w} \in \rho \right\}.$$

- 3) Let

$$\mathcal{W}_T := \{ \mathbf{w} F_T \mid \mathbf{w} \in \mathcal{W}_\Phi \}$$

be computed for each sink T . This is nothing but the set of n -length resultant vectors at the sink T due to errors in the given error patterns $\rho \in \Phi$.

- 4) Let

$$\mathcal{W}_s := \bigcup_{T \in \mathcal{T}} \{ \mathbf{w}_T M_T^{-1} \mid \mathbf{w}_T \in \mathcal{W}_T \}$$

be computed. This is the set of all n length input vectors to the network that would result in the set of output vectors given by \mathcal{W}_T at sink T , for each sink T .

- 5) Given a vector $\mathbf{y} \in \mathbb{F}_q^m$ (for some positive integer m), let $w_H(\mathbf{y})$ denote the Hamming weight of \mathbf{y} , i.e., the number of non-zero elements of \mathbf{y} . Let

$$t_s = \max_{\mathbf{w}_s \in \mathcal{W}_s} w_H(\mathbf{w}_s).$$

- 6) Choose an input convolutional code \mathcal{C}_s with free distance at least $2t_s + 1$. Let $T_{d_{free}}(\mathcal{C}_s)$ be as in Proposition 1.

B. Decoding

Let $G_I(z)$ be the $k \times n$ generator matrix of the input convolutional code, \mathcal{C}_s , obtained from the given construction. Let $G_{O,T}(z) = G_I(z)M_T$ be the generator matrix of the output convolutional code, \mathcal{C}_T , at sink $T \in \mathcal{T}$, with M_T being its network transfer matrix. Each sink can choose between two decoding methods based on the free distance ($d_{free}(\mathcal{C}_T)$) and $T_{d_{free}}(\mathcal{C}_T)$ of its output convolutional code as follows:

Case-A: This case is applicable in the event of both of the following two conditions are satisfied.

$$d_{free}(\mathcal{C}_T) \geq 2 \left(\max_{\mathbf{w}_T \in \mathcal{W}_T} w_H(\mathbf{w}_T) \right) + 1 \quad (4)$$

and

$$T_{d_{free}}(\mathcal{C}_s) \geq T_{d_{free}}(\mathcal{C}_T). \quad (5)$$

In this case, the sink T performs minimum distance decoding directly on the trellis of the output convolutional code, \mathcal{C}_T .

Case-B: This case is applicable if either of the following two conditions are satisfied.

$$d_{free}(\mathcal{C}_T) < 2 \left(\max_{\mathbf{w}_T \in \mathcal{W}_T} w_H(\mathbf{w}_T) \right) + 1$$

or

$$T_{d_{free}}(\mathcal{C}_s) < T_{d_{free}}(\mathcal{C}_T).$$

This method involves additional processing at the sink, i.e., matrix multiplication. We have the following formulation at the sink T . Let

$$[v'_1(z) \ v'_2(z) \ \dots \ v'_n(z)] = [v_1(z) \ v_2(z) \ \dots \ v_n(z)] + [w_1(z) \ w_2(z) \ \dots \ w_n(z)]$$

represent the output sequences at sink T , where

$$[v_1(z) \ v_2(z) \ \dots \ v_n(z)] = \mathbf{u}(z)G_{O,T}(z) = \mathbf{u}(z)G_I(z)M_T$$

$\mathbf{u}(z)$ being the k length vector of input sequences, and

$$[w_1(z) \ w_2(z) \ \dots \ w_n(z)]$$

represent the corresponding error sequences. Now, the output sequences are multiplied with the inverse of the network transfer matrix M_T , so that decoding can be done on the trellis of the input convolutional code. Hence, we have

$$\begin{aligned} [v''_1(z) \ v''_2(z) \ \dots \ v''_n(z)] &= [v'_1(z) \ v'_2(z) \ \dots \ v'_n(z)] M_T^{-1} \\ &= \mathbf{u}(z)G_I(z) + [w_1(z) \ w_2(z) \ \dots \ w_n(z)] M_T^{-1} \\ &= \mathbf{u}(z)G_I(z) + [w'_1(z) \ w'_2(z) \ \dots \ w'_n(z)] \end{aligned}$$

where $\mathbf{w}'(z) = [w'_1(z) \ w'_2(z) \ \dots \ w'_n(z)]$ now indicate the set of modified error sequences that are to be corrected. Then the sink T decodes to the minimum distance path on the trellis of the input convolutional code.

C. Error correcting capability

In this subsection we prove a main result of the paper given by Theorem 3 which characterizes the error correcting capability of the code obtained via the construction of Subsection IV-A. Before proving the following theorem, we recall the following observation that in every network use, n encoded symbols which is equal to the number of symbols corresponding to one segment of the trellis, are to be multicast to the sinks.

Theorem 3: The code \mathcal{C}_s resulting from the construction of Subsection IV-A can correct all network errors that have their pattern as some $\rho \in \Phi$ as long as any two consecutive network errors are separated by $T_{d_{free}}(\mathcal{C}_s)$ network uses.

Proof: In the event of Case-A of the decoding, the given conditions ((4) and (5)) together with Proposition 1 prove the given claim that errors with their error pattern in Φ will be corrected as long as no two consecutive error events occur within $T_{d_{free}}(\mathcal{C}_s)$ network uses.

In fact, condition (4) implies that network errors with pattern in Φ will be corrected at sink T , as long as consecutive error events are separated by $T_{d_{free}}(\mathcal{C}_T)$.

Now we consider Case B of the decoding. Suppose that the set of error sequences in the formulation given, $\mathbf{w}'(z)$, is due to network errors that have their pattern as some $\rho \in \Phi$, such that any two consecutive such network errors are separated by at least $T_{d_{free}}(\mathcal{C}_s)$ network uses.

Then, because of step 5 of the construction, we have that the maximum Hamming weight of any error event embedded in $\mathbf{w}'(z)$ would be utmost t_s , and any two consecutive error events would be separated by $T_{d_{free}}(\mathcal{C}_s)$ segments of the trellis of the code \mathcal{C}_s . Because of the free distance of the code chosen and along with Proposition 1, we have that such errors will get corrected when decoding on the trellis of the input convolutional code. ■

D. Bounds on the field size and $T_{d_{free}}(\mathcal{C}_s)$

1) *Bound on field size:* The following theorem gives a sufficient field size for the required (n, k) convolutional code to be constructed with the required free distance condition ($\geq 2t_s + 1$).

Theorem 4: The code \mathcal{C}_s can be constructed and used to multicast k symbols to the set of sinks \mathcal{T} along with the required error correction in the given instantaneous network with min-cut n ($n > k$), if the field size q is such that

$$n|q - 1 \quad \text{and} \quad q > \max \left\{ |\mathcal{T}|, \frac{2n^2}{n-k} + 2 \right\}.$$

Proof: The condition that

$$q > |\mathcal{T}|$$

is from the known sufficient condition for the existence of a linear multicast network code.

For the other conditions, we first note that in the construction of Subsection IV-A, the maximum Hamming weight t_s , of the vectors in the set \mathcal{W}_s , is such that $t_s \leq n$. In the worst case that $t_s = n$, we need $d_{free}(\mathcal{C}_s) \geq 2n + 1$. We have from the generalized Singleton bound:

$$d_{free}(\mathcal{C}_s) \leq (n - k)(\lfloor \delta/k \rfloor + 1) + \delta + 1.$$

In order that $d_{free}(\mathcal{C}_s)$ be at least $2n + 1$, we let $\delta = 2k$, in which case the R.H.S of the inequality becomes

$$\begin{aligned} (n - k)(\lfloor 2k/k \rfloor + 1) + 2k + 1 \\ = 2n + (n - k) + 1 > 2n + 1 \end{aligned}$$

Thus, with $\delta = 2k$, from (2) we have that $(n, k, \delta = 2k)$ MDS convolutional code can be constructed based on [13] if

$$n|q - 1 \quad \text{and} \quad q > \frac{2n^2}{n-k} + 2.$$

Such an MDS convolutional code the requirements in the construction ($d_{free}(\mathcal{C}_s) \geq 2n + 1$), and hence the theorem is proved. ■

2) Bound on $T_{d_{free}}(\mathcal{C}_s)$:

Proposition 2: Let \mathcal{C} be a (n, k, δ) MDS convolutional code obtained from the construction in [13] generated by the minimal basic generator matrix $G(z)$ (with maximum row degree ν_{max}) such that in the trellis of \mathcal{C} corresponding to $G(z)$ the following condition holds:

- If N is the least Hamming weight of any path of the trellis spanning consecutive ν_{max} segments (occurring in between two non-zero states and also with no zero states in between), then

$$N \geq 1. \quad (6)$$

Then, we have

$$T_{d_{free}}(\mathcal{C}) \leq (n - k)(\lfloor \delta/k \rfloor + 1)^2 + \delta(\lfloor \delta/k \rfloor + 1) + 1 \quad (7)$$

Hence, if the code \mathcal{C}_s chosen in the construction of Subsection IV-A is an MDS convolutional code satisfying condition (7), we have

$$T_{d_{free}}(\mathcal{C}_s) \leq 9n - 3k + 1.$$

Proof: To bound $T_{d_{free}}(\mathcal{C})$, we consider the worst case scenario that, any path of the trellis, which upon deviating

from the all-zero path, accumulates Hamming weight as minimal as possible in every set of ν_{max} segments, before it accumulates a Hamming weight of $d_{free}(\mathcal{C})$ (thus maximizing the number of segments corresponding to the path taken to gain $d_{free}(\mathcal{C})$ Hamming weight).

Assuming that the trellis (based on the given minimal basic generator matrix) is in the all zero state, we first make the following observations:

- After any non-zero input vector (from \mathbb{F}_q^k) to the convolutional encoder, utmost ν_{max} zero vectors should be given as input to force the trellis back to the zero state.
- The minimum Hamming weight gained by the output sequence upon deviating from the all-zero state (by a non-zero input vector) is $d_0^c(\mathcal{C}) > 0$.

Using the given condition 6 and the above conditions on the Hamming weight accumulation by the output sequence path on the trellis, we shall bound $T_{d_{free}}(\mathcal{C})$. Fig. 5 illustrates the scenario we consider.

We recall from the definition of column distance that any path

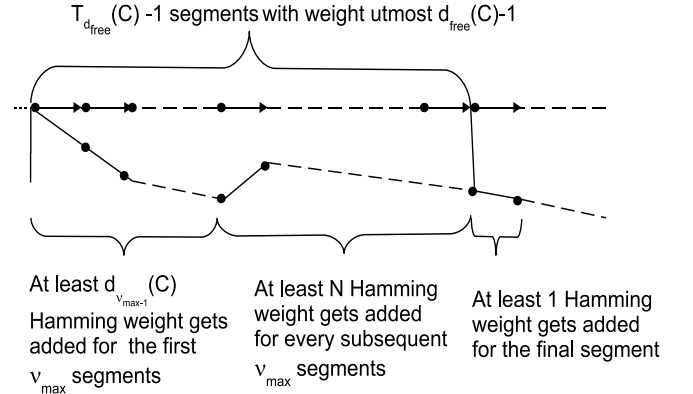


Fig. 5. The scenario for bounding $T_{d_{free}}(\mathcal{C})$, showing the all zero path and the worst-case path considered

that deviates from the all zero path accumulates a Hamming weight of at least $d_{\nu_{max}-1}^c(\mathcal{C})$ in the path corresponding to first ν_{max} segments. And henceforth, for every ν_{max} segments (with no non-zero states), the path accumulates a Hamming weight of at least N (from the given condition). With these conditions, and from the definition of $T_{d_{free}}(\mathcal{C})$, we have

$$d_{free}(\mathcal{C}) - 1 \geq d_{\nu_{max}-1}^c(\mathcal{C}) + \left(\frac{T_{d_{free}}(\mathcal{C}) - 1}{\nu_{max}} - 1 \right) N \quad (8)$$

But we have $d_{\nu_{max}-1}^c(\mathcal{C}) \geq d_0^c(\mathcal{C}) > 0$, and also $N \geq 1$. Applying the least possible values of both in equation (8), we have

$$\begin{aligned} d_{free}(\mathcal{C}) - 1 &\geq 1 + \left(\frac{T_{d_{free}}(\mathcal{C}) - 1}{\nu_{max}} - 1 \right) 1 = \frac{T_{d_{free}}(\mathcal{C}) - 1}{\nu_{max}} \\ &\Rightarrow T_{d_{free}}(\mathcal{C}) \leq (d_{free}(\mathcal{C}) - 1) \nu_{max} + 1 \end{aligned} \quad (9)$$

For MDS convolutional codes, we have

$$d_{free}(\mathcal{C}) = (n - k)(\lfloor \delta/k \rfloor + 1) + \delta + 1$$

and

$$\nu_{max} = (\lfloor \delta/k \rfloor + 1)$$

Substituting these in equation (9) proves the part of the proposition.

In the given construction, if the code \mathcal{C}_s selected is an MDS convolutional code, then we know from the proof of Theorem 4 that the degree being $\delta = 2k$ satisfies the required error correcting capability. Therefore, for $\delta = 2k$ and the code \mathcal{C}_s satisfying the given condition 6, we have

$$\begin{aligned} T_{d_{free}}(\mathcal{C}_s) &\leq (n-k)(\lfloor 2k/k \rfloor + 1)^2 + (2k)(\lfloor 2k/k \rfloor + 1) + 1 \\ &\Rightarrow T_{d_{free}}(\mathcal{C}_s) \leq 9n - 3k + 1 \end{aligned}$$

This proves the proposition. \blacksquare

Remark 1: While it is not difficult to check whether a given convolutional code meets the condition (6), proving the condition for any arbitrary non-catastrophic convolutional code, or constructing convolutional codes meeting the condition seems to be an open problem.

V. ILLUSTRATIVE EXAMPLES

A. Code construction for the butterfly network

The most common example quoted in network coding literature, the butterfly network, is shown in Fig. 6. Let us assume the ancestral ordering as given in the figure. Every edge is assumed to have unit capacity. It is noted that the network code in place for the butterfly network as shown is a generic network code for all field sizes.

By the Singleton-like bounds given in [5] and [8], it is clear that the min-cut of this network ($= 2$) is insufficient to use the network error correcting approaches of [5] and [8]. We seek to design a convolutional code for this network which will correct all single edge errors.

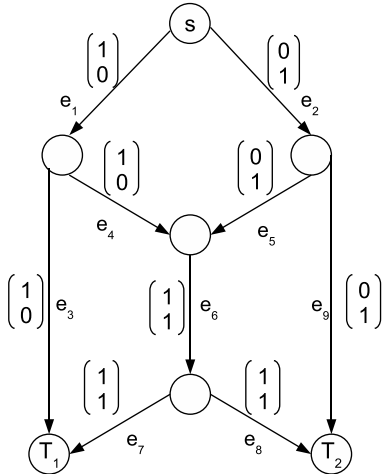


Fig. 6. Butterfly network

Example 3 (Butterfly network under a binary field): The network transfer matrix for sink T_1 is the full rank 2×2 matrix

$$M_{T_1} = \begin{bmatrix} 1 & 1 \\ 0 & 1 \end{bmatrix} = AF_{T_1}$$

where

$$A = \begin{bmatrix} 1 & 0 & 0 & 0 & 0 & 0 & 0 & 0 & 0 \\ 0 & 1 & 0 & 0 & 0 & 0 & 0 & 0 & 0 \end{bmatrix}$$

$$F_{T_1} = \begin{bmatrix} 1 & 0 & 1 & 0 & 0 & 0 & 0 & 0 & 0 \\ 1 & 1 & 0 & 1 & 1 & 1 & 1 & 0 & 0 \end{bmatrix}^T$$

Similarly, for sink T_2 , $M_{T_2} = \begin{bmatrix} 1 & 0 \\ 1 & 1 \end{bmatrix} = AF_{T_2}$ where

$$F_{T_2} = \begin{bmatrix} 1 & 1 & 0 & 1 & 1 & 1 & 0 & 1 & 0 \\ 0 & 1 & 0 & 0 & 0 & 0 & 0 & 0 & 1 \end{bmatrix}^T$$

For single edge errors, the error pattern set is

$$\Phi = \{\{e_i\} : i = 1, 2, \dots, 9\}.$$

Then the set of 9 length error vectors over \mathbb{F}_2 , $\mathcal{W}_\Phi =$

$$\{(1, 0, 0, \dots, 0), (0, 1, 0, \dots, 0), \dots, (0, 0, 0, \dots, 0, 1), (0, 0, 0, \dots, 0)\}$$

For both sinks T_1 and T_2 , we have

$$\mathcal{W}_T = \mathcal{W}_{T_1} = \mathcal{W}_{T_2} = \{(0, 0), (0, 1), (1, 0), (1, 1)\}$$

Since $M_{T_1}^{-1} = M_{T_1}$ and $M_{T_2}^{-1} = M_{T_2}$, we have

$$\mathcal{W}_s = \bigcup_{T \in \mathcal{T}} \{\mathbf{w}_T M_T \mid \mathbf{w}_T \in \mathcal{W}_T\}$$

$$\mathcal{W}_s = \{(0, 0), (0, 1), (1, 0), (1, 1)\}$$

Now we have

$$t_s = \max_{\mathbf{w}_s \in \mathcal{W}_s} w_H(\mathbf{w}_s) = 2.$$

Hence a convolutional code with free distance at least $2t_s + 1 = 5$ is required to correct these errors.

With the min-cut n being 2, let $k = 1$. Let this input convolutional code \mathcal{C}_s be generated by the generator matrix be

$$G_I(z) = \begin{bmatrix} 1 + z^2 & 1 + z + z^2 \end{bmatrix}.$$

This code is a degree 2 convolutional code with free distance 5, and $T_{d_{free}}(\mathcal{C}_s) = 6$. Hence, by Theorem 3, this code will correct all single edge errors under the condition that consecutive single edge errors occur within 6 network uses. Now the sinks must select between Case A and Case B for decoding, based upon their output convolutional codes.

The output convolutional code that is ‘seen’ by the sink T_1 has a generator matrix

$$G_{O,T_1}(z) = G_I(z)M_{T_1} = \begin{bmatrix} 1 + z^2 & z \end{bmatrix}.$$

This code seen by sink T_1 has a free distance of only 3, which is lesser than $2(\max_{\mathbf{w}_{T_1} \in \mathcal{W}_{T_1}} w_H(\mathbf{w}_{T_1})) + 1 = 5$. Hence case B applies and decoding is done on the trellis of the input convolutional code after processing.

Similarly, the convolutional code thus seen by the sink node T_2 has the generator matrix

$$G_{O,T_2}(z) = G_I(z)M_{T_2}(z) = \begin{bmatrix} z & 1 + z + z^2 \end{bmatrix}$$

This is a free distance 4 code, which is again lesser than $2(\max_{\mathbf{w}_{T_2} \in \mathcal{W}_{T_2}} w_H(\mathbf{w}_{T_2})) + 1 = 5$. Hence, for this sink

too, Case B applies and decoding is done on the input trellis.

Example 4 (Butterfly network under a ternary field): We now present another example to illustrate the case when the field size and the choice of the input convolutional code affects the error correction capabilities of the output convolutional codes at the sinks. Let us assume the butterfly network with the network code being the same as the previous case, but over \mathbb{F}_3 . The network transfer matrices in this case are the same as before, but the symbols are from \mathbb{F}_3 . We seek to correct single edge errors in this case too. Thus the error pattern set is the same as the previous case. Now we have the set of 9 length error vectors over \mathbb{F}_3

$$\mathcal{W}_\Phi = \{(1, 0, 0, \dots, 0), (0, 1, 0, \dots, 0), \dots, (0, 0, 0, \dots, 0, 1), (2, 0, 0, \dots, 0), (0, 2, 0, \dots, 0), \dots, (0, 0, 0, \dots, 0, 2), (0, 0, 0, \dots, 0)\}$$

The other sets are as follows.

$$\begin{aligned} \mathcal{W}_T &= \mathcal{W}_{T_1} = \mathcal{W}_{T_2} \\ &= \{(0, 0), (0, 1), (1, 0), (1, 1), (0, 2), (2, 0), (2, 2)\} \end{aligned}$$

With

$$M_{T_1}^{-1} = \begin{bmatrix} 1 & 2 \\ 0 & 1 \end{bmatrix} \text{ and } M_{T_2}^{-1} = \begin{bmatrix} 1 & 0 \\ 2 & 1 \end{bmatrix},$$

we have

$$\begin{aligned} \mathcal{W}_s &= \bigcup_{T \in \mathcal{T}} \{\mathbf{w}_T M_T^{-1} \mid \mathbf{w}_T \in \mathcal{W}_T\} \\ &= \{(0, 0), (0, 1), (1, 0), (1, 2), (0, 2), (2, 1), (2, 0)\} \end{aligned}$$

Thus, again we have,

$$t_s = \max_{\mathbf{w}_s \in \mathcal{W}_s} w_H(\mathbf{w}_s) = \max_{\mathbf{w}_T \in \mathcal{W}_T} w_H(\mathbf{w}_T) = 2.$$

Hence a convolutional code with free distance at least $2t_s + 1 = 5$ is required to correct all single errors.

We compare the error correction capability of the output convolutional code at each sink for two input convolutional codes, \mathcal{C}_s and \mathcal{C}'_s generated by the matrices

$$G_I(z) = [1 + z^2 \quad 1 + z + z^2]$$

and

$$G'_I(z) = [1 + z^2 \quad 1 + z + 2z^2]$$

respectively, each over $\mathbb{F}_3[z]$. Both of these codes are degree 2 convolutional codes and have free distances $d_{free}(\mathcal{C}_s) = d_{free}(\mathcal{C}'_s) = 5$, with $T_{d_{free}}(\mathcal{C}_s) = T_{d_{free}}(\mathcal{C}'_s) = 6$.

First, we discuss the case where the input convolutional code is \mathcal{C}_s . The sink T_1 thus sees the code generated by

$$G_{O,T_1}(z) = G_I(z)M_{T_1} = [1 + z^2 \quad 2 + z + 2z^2]$$

which has a free distance of 5, with $T_{d_{free}}(\mathcal{C}_{T_1}) = 6 = T_{d_{free}}(\mathcal{C}_s)$. Thus decoding is done on the output trellis at sink T_1 to correct all single edge errors that as long as they are separated by 6 network uses.

Sink T_2 sees the code generated by

$$G_{O,T_2}(z) = [2 + z + 2z^2 \quad 1 + z + z^2]$$

which has $d_{free} = 6$, and $T_{d_{free}}(\mathcal{C}_{T_2}) = 6 = T_{d_{free}}(\mathcal{C}_s)$.

Therefore, sink T_2 can also decode on the output trellis after multiplication by the corresponding processing matrix to get the required error correction in every 6 network uses.

Upon carrying out a similar analysis with the input convolutional code being \mathcal{C}'_s , we give the following tables for comparison.

TABLE II

BUTTERFLY NETWORK WITH $\mathcal{C}_s[d_{free}(\mathcal{C}_s) = 5, T_{d_{free}}(\mathcal{C}_s) = 6]$

Sink	Output convolutional code $[G_{O,T_i}(z)]$	$d_{free}(\mathcal{C}_{T_i}), T_{d_{free}}(\mathcal{C}_{T_i})$	Decoding on
T_1	$[1 + z^2 \quad 2 + z + 2z^2]$	5,6	Output trellis
T_2	$[2 + z + 2z^2 \quad 1 + z + z^2]$	6,6	Output trellis

TABLE III

BUTTERFLY NETWORK WITH $\mathcal{C}'_s[d_{free}(\mathcal{C}'_s) = 5, T_{d_{free}}(\mathcal{C}'_s) = 6]$

Sink	Output convolutional code $[G_{O,T_i}(z)]$	$d_{free}(\mathcal{C}_{T_i}), T_{d_{free}}(\mathcal{C}_{T_i})$	Decoding on
T_1	$[1 + z^2 \quad 2 + z]$	4,3	Input trellis
T_2	$[2 + z \quad 1 + z + 2z^2]$	5,5	Output trellis

With the input convolutional code being \mathcal{C}_s , conditions (4) and (5) are satisfied at both sinks. Hence additional processing can be avoided at both sinks and they can decode on the output trellis directly, and get single edge error correction under the constraint that consecutive single edge errors are separated by at least 6 network uses.

However with \mathcal{C}'_s , one of the sinks T_1 does not have sufficient free distance at its output convolutional code, and hence has to process the incoming symbols using $M_{T_1}^{-1}$ and thereby decode on the trellis of the input convolutional code.

Thus it can be seen that using a larger field size and choosing the input convolutional code appropriately can give more desirable properties to the output convolutional codes at the sinks.

B. Code construction for the $4C_2$ network

Example 5 ($4C_2$ combination network under a ternary field):

Let us consider the combination network in Fig. 1. The network transfer matrices for the 6 sinks are as in Table I. We seek to design a convolutional code that will correct all network errors whose error vectors have Hamming weight utmost 2 (i.e single and double edge errors).

The error pattern set is thus

$$\Phi = \{e_i, e_j\} : i, j = 1, 2, \dots, 15, 16 \text{ and } i \neq j\}$$

The set \mathcal{W}_Φ is the set of all 16 length vectors with Hamming weight utmost 2. We have

$$\mathcal{W}_{T_1} = \mathcal{W}_{T_2} = \dots = \mathcal{W}_{T_6} = \mathbb{F}_3^2$$

and

$$\mathcal{W}_s = \bigcup_{T \in \mathcal{T}} \{\mathbf{w}_T M_T^{-1} \mid \mathbf{w}_T \in \mathcal{W}_T\} = \mathbb{F}_3^2$$

For every sink T_i , we have

$$\max_{\mathbf{w}_{T_i} \in \mathcal{W}_{T_i}} w_H(\mathbf{w}_{T_i}) = \max_{\mathbf{w}_s \in \mathcal{W}_s} w_H(\mathbf{w}_s) = t_s = 2$$

Therefore the input convolutional code needs to have free distance at least 5.

As in Example 1, let the input convolutional code, \mathcal{C}_s , over $\mathbb{F}_3[z]$ be generated by the matrix

$$G_I(z) = \begin{bmatrix} 1 + z^2 & 1 + z + z^2 \end{bmatrix}.$$

This code has free distance = 5, and $T_{d_{free}}(\mathcal{C}_s) = 6$.

Each sink decodes on either the input or the output trellis depending upon whether $d_{free}(\mathcal{C}_{T_i}) \geq 2t_s + 1$, and if $T_{d_{free}}(\mathcal{C}_s) \geq T_{d_{free}}(\mathcal{C}_{T_i})$, and hence can correct all network errors with their pattern in Φ as long as consecutive errors are separated by 6 network uses. The output convolutional codes at the sinks, their free distances and their $T_{d_{free}}(\mathcal{C}_{T_i})$ are shown in in Table IV.

TABLE IV
 $4C_2$ NETWORK WITH $G_I(z) = [1 + z^2 \ 1 + z + z^2]$

Sink	Output convolutional code	$d_{free}(\mathcal{C}_{T_i}), T_{d_{free}}(\mathcal{C}_{T_i})$	Decoding on
T_1	$[1 + z^2 \ 1 + z + z^2]$	5,6	Output trellis
T_2	$[1 + z^2 \ 2 + z + 2z^2]$	5,6	Output trellis
T_3	$[1 + z^2 \ 2z]$	3,4	Input trellis
T_4	$[1 + z + z^2 \ 2 + z + 2z^2]$	6,6	Output trellis
T_5	$[1 + z + z^2 \ 2z]$	4,5	Input trellis
T_6	$[2 + z + 2z^2 \ 2z]$	4,5	Input trellis

VI. CONCLUDING REMARKS

We have investigated convolutional codes in the context of network coding for providing network error correction. An obvious construction of a convolutional code for correcting a given set of error patterns is given. Several problems remain to be investigated in this direction -

- Joint design of convolutional codes and the network code
- Investigation of distance bounds of network error correcting convolutional codes
- Minimum field size requirements for the output convolutional codes to meet the required error correction capabilities at each sink.
- The construction given in this work is possibly non-optimal. Construction of convolutional codes which are optimal in some sense (say, in the sense of meeting distance bounds) remains open.
- Design of appropriate processing matrices at the sinks to enhance their error correcting capabilities

ACKNOWLEDGMENT

This work was supported partly by the DRDO-IISc program on Advanced Research in Mathematical Engineering to B. S. Rajan.

REFERENCES

- [1] R. Ahlswede, N. Cai, R. Li and R. Yeung, "Network Information Flow", IEEE Transactions on Information Theory, vol.46, no.4, July 2000, pp. 1204-1216.
- [2] N. Cai, R. Li and R. Yeung, "Linear Network Coding", IEEE Transactions on Information Theory, vol. 49, no. 2, Feb. 2003, pp. 371-381.
- [3] Raymond W. Yeung and Ning Cai, "Network error correction, part 1 and part 2", Comm. in Inform. and Systems, vol. 6, 2006, pp. 19-36.
- [4] Zhen Zhang, "Linear network error Correction Codes in Packet Networks", IEEE Transactions on Information Theory, vol. 54, no. 1, Jan. 2008, pp. 209-218.
- [5] Shenghao Yang and Yeung, R.W., "Refined Coding Bounds for Network Error Correction", IEEE Information Theory Workshop on Information Theory for Wireless Networks, July, 2007, pp. 1-5.
- [6] R. Koetter and M. Medard, "An Algebraic Approach to Network Coding", IEEE/ACM Transactions on Networking, vol. 11, no. 5, Oct. 2003, pp. 782-795.
- [7] Ho, T. Medard, M. Koetter, R. Karger, D.R. Effros, M. Jun Shi and Leong, B., "A Random Linear Network Coding Approach to Multicast", IEEE Transactions on Information Theory, vol. 52, no. 10, Oct. 2006, pp. 4413-4430.
- [8] R. Koetter and F.R. Kschischang, "Coding for Errors and Erasures in Random Network Coding", IEEE Transactions on Information Theory, vol. 54, no. 8, Aug. 2008, pp.3579-3591.
- [9] D. Silva, F. R Kschischang, and R. Koetter, "A Rank-Metric Approach to Error Control in Random Network Coding", IEEE Transactions on Information Theory, vol. 54, no. 9, Sept. 2008, pp. 3951-3967.
- [10] R. Johannesson and K.S Zigangirov, Fundamentals of Convolutional Coding, John Wiley, 1999.
- [11] G. D. Forney, "Bases of Rational Vector Spaces with applications to multivariable linear systems", SIAM J. Contr., vol. 13, no. 3, 1975, pp. 493-520.
- [12] J. Rosenthal and R. Smarandache, "Maximum Distance Separable Convolutional Codes", Appl.Algebra Engrg. Comm. Comput., vol. 10, no. 1, June 1999, pp. 15-32.
- [13] J. Rosenthal, H. Gluesing-Luerssen, and R.Smarandache, "Construction of MDS convolutional codes", Appl.Algebra Engrg. Comm. Comput., vol. 47, no. 5, July 2001, pp. 2045-2049.
- [14] N. Cai, R. Li, R. Yeung, Z. Zhang, Network Coding Theory, Foundations and Trends in Communications and Information Theory, vol. 2, no.4-5, 2006.
- [15] J.M.Jensen and I. S. Reed, "Bounded distance coset decoding of convolutional codes", IEE Proceedings, vol. 133, no. 5, pp. 1046-1060, 1986.