

B Meson Decays

Marina Artuso¹, Elisabetta Barberio² and Sheldon Stone^{*1}

¹Department of Physics, Syracuse University, Syracuse, N. Y. 13244, USA

²School of Physics, University of Melbourne, Victoria 3010, Australia

Email: Marina Artuso - artuso@physics.syr.edu; Elisabetta Barberio - barberio@unimelb.edu.au; Sheldon Stone^{*} - stone@physics.syr.edu;

^{*}Corresponding author

Abstract

We discuss the most important Physics thus far extracted from studies of B meson decays. Measurements of the four CP violating angles accessible in B decay are reviewed as well as direct CP violation. A detailed discussion of the measurements of the CKM elements V_{cb} and V_{ub} from semileptonic decays is given, and the differences between resulting values using inclusive decays versus exclusive decays is discussed. Measurements of “rare” decays are also reviewed. We point out where CP violating and rare decays could lead to observations of physics beyond that of the Standard Model in future experiments. If such physics is found by directly observation of new particles, e.g. in LHC experiments, B decays can play a decisive role in interpreting the nature of these particles.

PACS Codes: 13.25.Hw, 14.40.Nd, 14.65.Fy

Contents

1	Introduction	3
1.1	How B 's Fit Into the Standard Model	4
1.1.1	Dark Matter	6
1.1.2	Baryogenesis	7
1.1.3	The Hierarchy Problem	7
1.2	B Decays as Probes for New Physics	7
2	Measurements of Mixing & CP Violation	8
2.1	Neutral B Meson Mixing	8
2.2	CP Violation in the B System	12
2.2.1	Formalism of CP Violation in Neutral B Decays	13
2.2.2	CP Violation for B Via the Interference of Mixing and Decay	14
2.2.3	Measurements of $\sin(2\beta)$	16
2.2.4	Measurements of α	18
2.2.5	The Angle γ	23
2.2.6	The Angle χ	26
2.2.7	Measurements of Direct CP Violation in $B \rightarrow K\pi$ Decays	31
2.3	Conclusions from CP Violation Measurements	32
3	The CKM Parameter V_{cb}	32
3.0.1	Beauty Quark Mass Definitions	33
3.1	Determination Based on Exclusive Semileptonic B Decays	35

3.2	$B \rightarrow D^{**}\ell\nu$ Decays	39
3.3	Determination Based on Inclusive Semileptonic B Decays	40
3.3.1	HQE Parameters	43
3.4	Outlook	46
4	The CKM parameter V_{ub}	46
4.1	Determinations Based on Exclusive B Semileptonic Decays	47
4.2	Determinations Based on Inclusive B Semileptonic Decays	49
5	Rare B Decays	54
5.1	$B \rightarrow \tau\nu$	55
5.2	Radiative B Decays	56
5.3	$B \rightarrow \ell\ell$	61
5.4	$B \rightarrow X_s\ell\ell$	62
6	Current Status of Overall CKM fits	64
7	Conclusions	67

1 Introduction

The forces of nature generally reveal their properties by how they act on matter. On the most fundamental material scale that we are aware of matter is formed from fermions. These take two forms, leptonic matter and quark matter. The former do not have any strong interactions, that is they lack a property called “color charge”, which allow quarks to bind together either mesonically or baryonically. New and therefore as yet unknown forces could effect both leptons and quarks. Here, we concentrate on how such forces effect quarks, especially the b quark.

Light matter consists mostly of u , d and s quarks. In 1963 Cabibbo showed that weak interactions of mesons and baryons containing s quarks were suppressed with respect to those

without s quarks by an amount $\tan \theta_C$, where the “Cabibbo” angle θ_C must be determined experimentally [1]. The s was further shown to have an important and at that time a mystifying role, by the discovery of CP violation in K_L^0 decays in 1964 [2,3]. When the c quark was discovered in Nov. 1974 [4](though its existence was speculated earlier [5]), it became clear that θ_C was the mixing angle between two quark doublets, (c, s) and (u, d) . However, it is not possible to generate a CP violating phase with only two quark doublets.

This was recognized even before the discovery of the charm quark by Kobayashi and Maskawa, who postulated the existence of yet another quark doublet (b, t) [6], in work for which they were awarded the Nobel Prize in 2008. While the t quark is the heaviest, having a mass of 173 GeV, they are difficult to produce and decay before they can form a hadron, thus excluding many otherwise possible studies. Much interesting work has been done with the s and c quarks, but in this article we discuss the physics of the b quark, which turns out to be the most interesting of the six quarks to study.

1.1 How B ’s Fit Into the Standard Model

First we will discuss how particles formed with b -quarks fit into current paradigm of particle physics, the “Standard Model” (SM) [8]. The SM has at its basis the gauge group $SU(3) \times SU(2) \times U(1)$. The first term corresponds to the strong interaction and $SU(3)$ describes the octet of colored gluons which are the strong force carriers of quantum chromodynamics. $SU(2) \times U(1)$ describes the weak interaction and is the product of weak isospin and hypercharge. We speak of the fundamental objects being spin-1/2 quarks and leptons and the force carriers generally spin-1 objects. The spin-0 Higgs boson, yet to be discovered, is necessary for generating mass [9].

Particles containing b quarks can be B^0 , B^- , B_s , or B_c mesons, depending on whether the light anti-quark that it pairs with is \bar{d} , \bar{u} , \bar{s} , or \bar{c} , or a baryon containing two other quarks. Mesons containing b and \bar{b} quarks are also interesting especially for studies of quantum chromodynamics, but will not be discussed further in this article, as we will concentrate on weak decays and discuss strong interactions as an important and necessary complication that must be understood in many cases to extract information on fundamental b quark couplings.

The quarks come in three repetitions called generations, as do the leptons. The first generation is d u , the second s c and the third b t . In the second and third generations the charge +2/3 quark is heavier than the charge -1/3; the first generation has two very light quarks on the order of a few MeV with the d thought to be a bit heavier.¹ Decays usually proceed within

¹Isospin invariance is related to the equality of u and d quark masses. The PDG [7] gives the u quark mass

generations, so the c decays predominantly to the s quark via the quark level process $c \rightarrow W^+ s$, though some decays do go to the first generation as $c \rightarrow W^+ d$. The ratio of these amplitudes approximate the Cabibbo angle discussed earlier.

The mixing matrix proposed by Kobayshi and Maskawa [6] parameterizes the mixing between the mass eigenstates and weak eigenstates as couplings between the charge $+2/3$ and $-1/3$ quarks. We use here the Wolfenstein approximation [10] good to order λ^4 :

$$V_{CKM} = \begin{pmatrix} V_{ud} & V_{us} & V_{ub} \\ V_{cd} & V_{cs} & V_{cb} \\ V_{td} & V_{ts} & V_{tb} \end{pmatrix} \quad (1)$$

$$= \begin{pmatrix} 1 - \lambda^2/2 & \lambda & A\lambda^3(\rho - i\eta) \\ -\lambda & 1 - \lambda^2/2 - \lambda^4(1 + 4A^2)/8 & A\lambda^2 \\ A\lambda^3(1 - \rho - i\eta) & -A\lambda^2 + A\lambda^4(1/2 - (\rho + i\eta)) & 1 - A^2\lambda^4/2 \end{pmatrix}.$$

In the Standard Model A , λ , ρ and η are fundamental constants of nature like G , or α_{EM} ; η multiplies the imaginary i and is responsible for all Standard Model CP violation. We know $\lambda=0.226$, $A \sim 0.8$ and we have constraints on ρ and η . Often the variables $\bar{\rho}$ and $\bar{\eta}$ are used where

$$\bar{\rho} + i\bar{\eta} = (\rho + i\eta)(1 - \lambda^2/2) = -\frac{V_{ud}V_{ub}^*}{V_{cd}V_{cb}^*}, \quad (2)$$

where the definition in terms of the CKM matrix elements is correct to all orders in λ [11].

Applying unitarity constraints allows us to construct the six independent triangles shown in Figure 1. Another basis for the CKM matrix are four angles labeled as χ , χ' and any two of α , β and γ since $\alpha + \beta + \gamma = \pi$ [12]. (These angles are also shown in Figure 1.) CP violation measurements make use of these angles.²

B meson decays can occur through various processes. Some decay diagrams with intermediate charged vector bosons are shown in Figure 2. The simple spectator diagram shown Figure 2(a) has by far the largest rate. Semileptonic decays proceed through this diagram, and allow us to measure the CKM couplings V_{cb} and V_{ub} by considering only the hadronic uncertainties due to the spectator quark. The color suppressed diagram Figure 2(b) exists only for hadronic decays. It can occur only when the colors of the quarks from the virtual W^- decay match those of the initial B meson. Since this happens only 1/3 of the time in amplitude, the rate is down by almost an order of magnitude from the spectator decays. The annihilation Figure 2(c) describes the important decay $B^- \rightarrow \tau^- \bar{\nu}$ and will be discussed in detail later. The W exchange Figure 2(d) diagram is small. The box diagram Figure 2(e) is the source of mixing in

between 1.5-3.3 MeV and the d mass between 3.5-6.0 MeV, where the large range indicates the considerable uncertainties.

²The Belle collaboration defines $\phi_2 \equiv \alpha$, $\phi_1 \equiv \beta$, and $\phi_3 \equiv \gamma$.

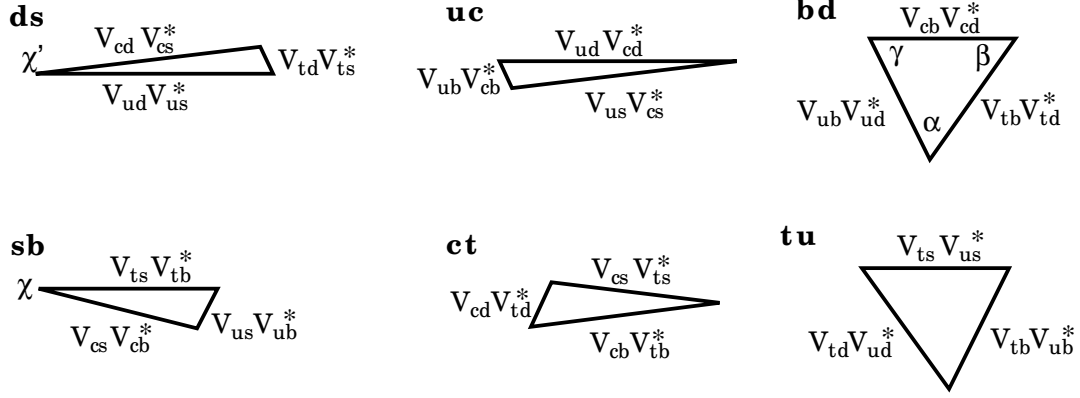


Figure 1: The 6 CKM triangles resulting from applying unitarity constraints to the indicated row and column. The CP violating angles are also shown.

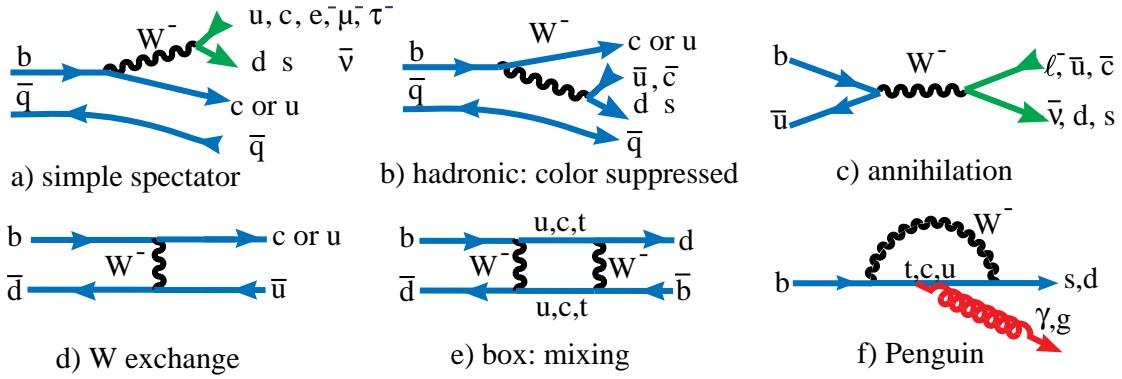


Figure 2: Some B decay diagrams.

the B system. An analogous diagram exists also for the B_s meson. Finally the Penguin diagram Figure 2(f) is an example of one of several loop diagrams leading to “rare decays” that will be discussed in detail in a subsequent section.

1.1.1 Dark Matter

“Dark Matter” was first shown to exist by Zwicky studying rotation curves of galaxies [13]. The motion could only be explained if there was massive cloud of matter that was not luminous. We still do not know what composes this dark matter, though hopes are it will be discovered at the LHC. An even more mysterious phenomena called “Dark Energy” may also have a connection to particle physics experiments [14], perhaps via “Extra Dimensions” [15].

1.1.2 Baryogenesis

When the Universe began with the Big Bang, there was an equal amount of matter and antimatter. Now we have mostly matter. How did it happen? Sakharov gave three necessary conditions: Baryon (\mathcal{B}) number violation, departure from thermal equilibrium, and C and CP violation [16]. (The operation of Charge Conjugation (C) takes particle to anti-particle and Parity (P) takes a vector \vec{r} to $-\vec{r}$.)

These criteria are all satisfied by the Standard Model. \mathcal{B} is violated in Electroweak theory at high temperature, though baryon minus lepton number is conserved; in addition we need quantum tunneling, which is powerfully suppressed at the low temperatures that we now have. Non-thermal equilibrium is provided by the electroweak phase transition. C and CP are violated by weak interactions. However the violation is too small. The ratio of the number of baryons to the entropy in the observed part of the Universe needs to be $\sim 5 \times 10^{-11}$, while the SM provides many orders of magnitude less. Therefore, there must be new physics [17].

1.1.3 The Hierarchy Problem

Our worry is why the Planck scale at $\sim 10^{19}$ GeV is so much higher than the scale at which we expect to find the Higgs Boson, ~ 100 GeV. As Lisa Randall said [18] “The gist of it is that the universe seems to have two entirely different mass scales, and we don’t understand why they are so different. There’s what’s called the Planck scale, which is associated with gravitational interactions. It’s a huge mass scale, but because gravitational forces are proportional to one over the mass squared, that means gravity is a very weak interaction. In units of GeV, which is how we measure masses, the Planck scale is 10^{19} GeV. Then there’s the electroweak scale, which sets the masses for the W and Z bosons. These are particles that are similar to the photons of electromagnetism and which we have observed and studied well. They have a mass of about 100 GeV. So the hierarchy problem, in its simplest manifestation, is how can you have these particles be so light when the other scale is so big.” We expect the explanation lies in physics beyond the Standard Model [19].

1.2 B Decays as Probes for New Physics

When we make measurements on B decays we observe the contributions of SM processes as well as any other processes that may be due to physics beyond the SM or New Physics (NP). Other diagrams would appear adding to those in Figure 2 with new intermediate particles. Thus, when it is declared by those who say that there isn’t any evidence of NP in B decays, we

have to be very careful that we have not absorbed such new evidence into what we declare to be SM physics. There are several approaches that can be followed.

One approach is to simply predict the decay rate of a single process in the SM with known couplings and compare to the measurements. The classical case here is $b \rightarrow s\gamma$ and we will discuss this and other specific examples later. Another approach is make different measurements of the CKM parameters in different ways and see if they agree. This is normally done by measuring both angles and sides of the CKM triangle, but other quantities can also be used. This is the approach used by the CKM fitter [11] and UT fit groups [20]. In yet a third approach, the exact same quantity can be measured in several ways, even if cannot be predicted in the SM. An example here is measuring the CP violating angle β using $B^0 \rightarrow J/\psi K_S$ decays that proceed through the diagram in Figure 2(b), at least in the SM, and another process that uses the “Penguin” diagram in Figure 2(f), e.g. $B^0 \rightarrow \phi K_S$.

The punch line is that if new, more massive particles exist in a mass range accessible to the LHC then they MUST contribute to rare and CP violating B decays! Even if measurements are precise enough only to limit the size of these effects, the properties of these new particles will be much better understood. This is the raison d’être for the further study of B decays.

2 Measurements of Mixing & CP Violation

2.1 Neutral B Meson Mixing

Neutral B mesons can transform into their anti-particles before they decay. The diagrams for this process are shown in Figure 3 for the B_d . There is a similar diagram for the B_s . Although u , c and t quark exchanges are all shown, the t quark plays a dominant role mainly due to its mass, as the amplitude of this process is proportional to the mass of the exchanged fermion.

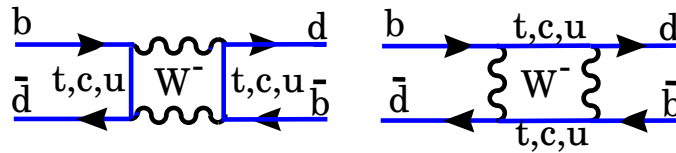


Figure 3: The two diagrams for B_d mixing.

Under the weak interactions the eigenstates of flavor degenerate in pure QCD can mix. Let the quantum mechanical basis vectors be $\{|1\rangle, |2\rangle\} \equiv \{|B^0\rangle, |\bar{B}^0\rangle\}$. The Hamiltonian is then

$$\mathcal{H} = M - \frac{i}{2}\Gamma = \begin{pmatrix} M & M_{12} \\ M_{12}^* & M \end{pmatrix} - \frac{i}{2} \begin{pmatrix} \Gamma & \Gamma_{12} \\ \Gamma_{12}^* & \Gamma \end{pmatrix}. \quad (3)$$

The Schrödinger equation is

$$i \frac{d}{dt} \begin{pmatrix} |B^0(t)\rangle \\ |\bar{B}^0(t)\rangle \end{pmatrix} = \mathcal{H} \begin{pmatrix} |B^0(t)\rangle \\ |\bar{B}^0(t)\rangle \end{pmatrix} \quad (4)$$

Diagonalizing we have

$$\Delta m = m_{B_H} - m_{B_L} = 2|M_{12}| \quad (5)$$

$$\Delta\Gamma = \Gamma_L - \Gamma_H = 2|\Gamma_{12}|\cos\phi \quad (6)$$

where H refers to the heavier and L the lighter of the two weak eigenstates, and $\phi = \arg(-M_{12}/\Gamma_{12})$. We expect that $\Delta\Gamma$ is very small for B^0 mesons but should be significant for B_s mesons.

B_d mixing was first discovered by the ARGUS experiment [21] (There was a previous measurement by UA1 indicating mixing for a mixture of B_d^0 and B_s^0 [22]). At the time it was quite a surprise, since the top-quark mass, m_t , was thought to be in the 30 GeV range. Since b -flavored hadrons are produced in pairs, it is possible to observe a mixed event by having both B 's decay semileptonically. Thus the number of events where both B s decay into leptons of the same sign is indicative of mixing. We can define R as the ratio of events with same-sign leptons to the sum of same-sign plus opposite-sign dilepton events. This is related to the mixing probability. The OPAL data for R are shown in Figure 4 [23].

Data from many experiments has been combined by “The Heavy Flavor Averaging Group,” (HFAG) to obtain an average value $\Delta m_d = (0.507 \pm 0.004) \times 10^{12} \text{ ps}^{-1}$ [24].

The probability of mixing is related to the CKM matrix elements as [3, 25]

$$x_d \equiv \frac{\Delta m}{\Gamma} = \frac{G_F^2}{6\pi^2} B_{B_d} f_B^2 m_{B^*}^2 |V_{tb}^* V_{td}|^2 m_t^2 F\left(\frac{m_t^2}{M_W^2}\right) \eta_{QCD}, \quad (7)$$

where B_B is a parameter related to the probability of the d and \bar{b} quarks forming a hadron and must be estimated theoretically, F is a known function which increases approximately as m_t^2 , and η_{QCD} is a QCD correction, with value about 0.8. By far the largest uncertainty arises from the decay constant, f_B .

In principle f_B can be measured. The decay rate of the annihilation process $B^- \rightarrow \ell^- \bar{\nu}$ is proportional to the product of $f_B^2 |V_{ub}|^2$. Of course there is a substantial uncertainty associated

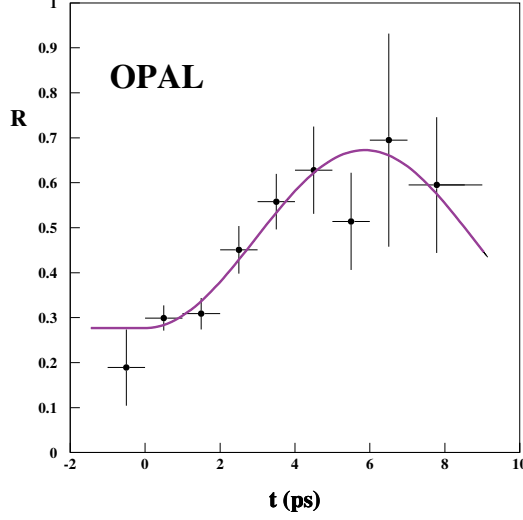


Figure 4: The ratio, R , of same-sign to total dilepton events as a function of proper decay time, for selected $B \rightarrow D^{*+} X \ell^- \bar{\nu}$ events. The jet charge in the opposite hemisphere is used to determine the sign correlation. The curve is the result of a fit to the mixing parameter.

with $|V_{ub}|$. The experimental evidence for $B^- \rightarrow \tau^- \bar{\nu}$ is discussed in Section 5.1, and substantial uncertainty exists in the branching ratio measurement. Thus, we need to rely on theory for a value of f_B .

The ratio of B_s to B_d mixing frequency, however, provides a better situation in terms of reducing model dependent errors. Using Eq. 7 for B_d mixing and an analogous relation for B_s mixing and then dividing them results in

$$\frac{x_d}{x_s} = \frac{B_B}{B_{B_s}} \frac{f_B^2}{f_{B_s}^2} \frac{m_B}{m_{B_s}} \frac{\tau_B}{\tau_{B_s}} \frac{|V_{tb}^* V_{td}|^2}{|V_{tb}^* V_{ts}|^2}. \quad (8)$$

The CKM terms are

$$\begin{aligned} |V_{tb}^* V_{td}|^2 &= A\lambda^3 |(1 - \rho - i\eta)|^2 = A\lambda^3 (\rho - 1)^2 + \eta^2 \text{ and} \\ |V_{tb}^* V_{ts}|^2 &= A\lambda^2, \end{aligned} \quad (9)$$

ignoring the higher order term in V_{ts} . Solving the ratio of the two above equations for $\left(\frac{1}{\lambda}\right) \frac{|V_{td}|}{|V_{ts}|}$ gives a circle centered at (1,0) in the $\rho - \eta$ plane whose radius depends on x_d/x_s . The theoretical errors are now due to the difference between having a light quark versus a strange quark in the B meson, called SU(3) splitting.

For many years experiments at the Z^0 using e^+e^- colliders at both LEP and the SLC had set

lower limits on B_s^0 mixing [7]. In 2006 B_s mixing was measured by the CDF collaboration [26]. The D0 collaboration had previously presented both a lower and an upper limit [27].

We now discuss the CDF measurement. The probability, $\mathcal{P}(t)$ for a B_s to oscillate into a \overline{B}_s is given as

$$\mathcal{P}(t) \left(B_s \rightarrow \overline{B}_s \right) = \frac{1}{2} \Gamma_s e^{-\Gamma_s t} [1 + \cos(\Delta m_s t)] \quad , \quad (10)$$

where t is the proper time.

An amplitude A for each test frequency ω , is defined as [28]

$$\mathcal{P}(t) = \frac{1}{2} \Gamma_s e^{-\Gamma_s t} [1 + A \cos(\omega t)] \quad . \quad (11)$$

For each frequency the expected result is either zero for no mixing, or one for mixing. No other value is physical, although measurement errors admit other values. Figure 5 shows the CDF results.

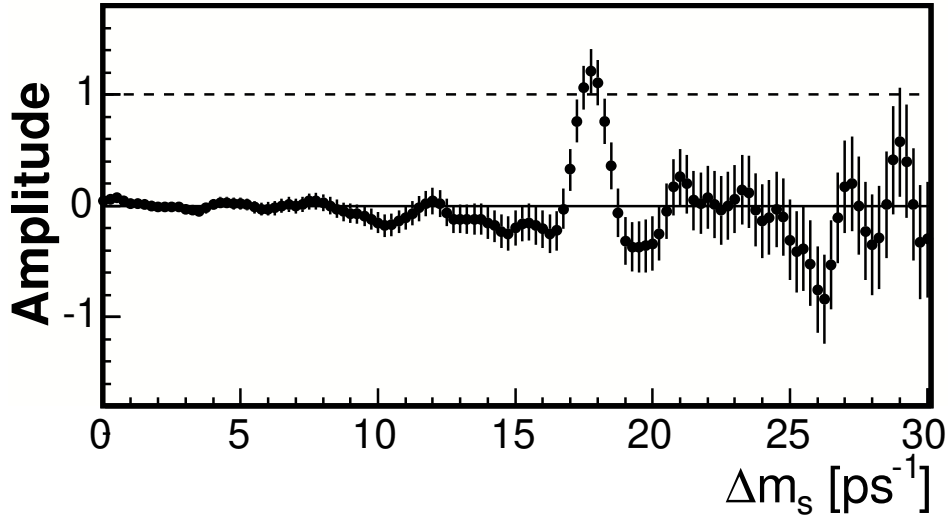


Figure 5: The measured amplitude values and uncertainties versus the $B_s \overline{B}_s$ oscillation frequency Δm_s for a combination of semileptonic and hadronic decay modes from CDF.

At $\Delta m_s = 17.75 \text{ ps}^{-1}$, the observed amplitude $A = 1.21 \pm 0.20$ (stat.) is consistent with unity, indicating that the data are compatible with $B_s \overline{B}_s$ oscillations with that frequency, while the amplitude is inconsistent with zero: $A/\sigma_A = 6.05$, where σ_A is the statistical uncertainty on A , the ratio has negligible systematic uncertainties. (This then is called a “ 6σ effect.”) The measured value is

$$\Delta m_s = 17.77 \pm 0.010 \pm 0.07 \text{ ps}^{-1} \quad , \quad (12)$$

where the first error is statistical and the second systematic.

In order to translate the mixing measurements to constraints on the CKM parameters ρ and η , we need to use theoretical values for the ratios $\frac{B_B}{B_{B_s}}$ and $\frac{f_B}{f_{B_s}}$ in Eq. 8. It is interesting that in practice it is not possible to measure either of these numbers directly. It is usually assumed, however, that f_{B^+} , which could in principle be measured via the process $B^- \rightarrow \tau^- \nu$ is the same as f_B . There is no way to measure f_{B_s} . The charm system, on the other hand, provides us with both $D^+ \rightarrow \ell^+ \nu$ and $D_s^+ \rightarrow \ell^+ \nu$, and both rates have been measured. They also have been calculated in unquenched lattice quantum electrodynamics (QCD).

The combined efforts of the HPQCD and UKQCD collaborations predict $f_{D^+} = (207 \pm 4)$ MeV [29], while the CLEO measurement is in astonishing agreement: $(205.8 \pm 8.5 \pm 2.5)$ MeV [30]. Furthermore, the measurements of $f_{D_s^+}$ are not in such good agreement with the Follana *et al.* calculation of (241 ± 3) MeV. The average of CLEO and Belle results as determined by Rosner and Stone is (273 ± 10) MeV [31]. The discrepancy is at the 3 standard deviation level and not yet statistically significant, though it bears watching.

Unfortunately, the group that has calculated f_{D^+} is not the same group that has determined f_{B^+} . The theoretical calculations used for the B_B terms and the f_B terms are summarized by Tantaló [32]. He suggests using values of $f_{B_s} = (268 \pm 17 \pm 20)$ MeV, $f_{B_s}/f_B = 1.20 \pm 0.02 \pm 0.05$, $B_{B_s} = 0.84 \pm 0.03 \pm 0.055$ and $B_B = 0.83 \pm 0.01 \pm 0.06$. These numbers allow us to measure the length of one side of the CKM triangle using Eq. 8. Use of this measurement will be discussed in more detail in Section 6.

2.2 CP Violation in the B System

We have two quantum mechanical operators: Charge Conjugation, C , and Parity, P . When applied to a particle wavefunction C changes particle to antiparticle and vice-versa. Applying P to a wavefunction $\psi(\mathbf{r})$ we have $P\psi(\mathbf{r}) = \psi(-\mathbf{r})$. The P operator can be thought of changing the natural coordinate system from right-handed to left-handed. If nature was blind to handedness, then P would be always conserved. By applying the P operator twice we end up with $P^2\psi(\mathbf{r}) = \psi(\mathbf{r})$, so the eigenvalues of P are ± 1 . Therefore wave-functions, or particles represented by such wave-functions, have either intrinsic positive parity $+1$ (right-handed) or -1 (left-handed).

Weak interactions, characterized by a combination of vector minus axial-vector currents, are known to be left-handed. Therefore, handedness matters and it is well known that Parity is maximally violated in weak decays [3]. Since C changes left-handed particles to right-handed anti-particles, the product CP symmetry could have been preserved, but nature decided

otherwise. Different particle transitions involve the different CP violating angles shown in Figure 1. Measuring these independently allows comparisons with measurements of the sides of the triangle and any differences in constraints in ρ and η can be due to the presence of new physics.

Consider the case of a process $B \rightarrow f$ that goes via two amplitudes, \mathcal{A} and \mathcal{B} each of which has a strong part e. g. $s_{\mathcal{A}}$ and a weak part $w_{\mathcal{A}}$. Then we have

$$\Gamma(B \rightarrow f) = \left(|\mathcal{A}| e^{i(s_{\mathcal{A}}+w_{\mathcal{A}})} + |\mathcal{B}| e^{i(s_{\mathcal{B}}+w_{\mathcal{B}})} \right)^2 \quad (13)$$

$$\Gamma(\overline{B} \rightarrow \overline{f}) = \left(|\mathcal{A}| e^{i(s_{\mathcal{A}}-w_{\mathcal{A}})} + |\mathcal{B}| e^{i(s_{\mathcal{B}}-w_{\mathcal{B}})} \right)^2 \quad (14)$$

$$\Gamma(B \rightarrow f) - \Gamma(\overline{B} \rightarrow \overline{f}) = 2 |\mathcal{A}\mathcal{B}| \sin(s_{\mathcal{A}} - s_{\mathcal{B}}) \sin(w_{\mathcal{A}} - w_{\mathcal{B}}) . \quad (15)$$

Any two amplitudes will do, though its better that they be of approximately equal size. Thus charged B decays can exhibit CP violation as well as neutral B decays. In some cases, we will see that it is possible to guarantee that $|\sin(s_{\mathcal{A}} - s_{\mathcal{B}})|$ is unity, so we can get information on the weak phases. In the case of neutral B decays, mixing serves as the second amplitude.

2.2.1 Formalism of CP Violation in Neutral B Decays

Consider the operations of Charge Conjugation, C , and Parity, P :

$$C|B(\vec{p})\rangle = |\overline{B}(\vec{p})\rangle, \quad C|\overline{B}(\vec{p})\rangle = |B(\vec{p})\rangle \quad (16)$$

$$P|B(\vec{p})\rangle = -|B(-\vec{p})\rangle, \quad P|\overline{B}(\vec{p})\rangle = -|\overline{B}(-\vec{p})\rangle \quad (17)$$

$$CP|B(\vec{p})\rangle = -|\overline{B}(-\vec{p})\rangle, \quad CP|\overline{B}(\vec{p})\rangle = -|B(-\vec{p})\rangle . \quad (18)$$

For neutral mesons we can construct the CP eigenstates

$$|B_1^0\rangle = \frac{1}{\sqrt{2}} (|B^0\rangle - |\overline{B}^0\rangle) , \quad (19)$$

$$|B_2^0\rangle = \frac{1}{\sqrt{2}} (|B^0\rangle + |\overline{B}^0\rangle) , \quad (20)$$

where

$$CP|B_1^0\rangle = |B_1^0\rangle , \quad (21)$$

$$CP|B_2^0\rangle = -|B_2^0\rangle . \quad (22)$$

Since B^0 and \overline{B}^0 can mix, the mass eigenstates are a superposition of $a|B^0\rangle + b|\overline{B}^0\rangle$ which obey the Schrodinger equation

$$i \frac{d}{dt} \begin{pmatrix} a \\ b \end{pmatrix} = \mathcal{H} \begin{pmatrix} a \\ b \end{pmatrix} = \left(M - \frac{i}{2} \Gamma \right) \begin{pmatrix} a \\ b \end{pmatrix} . \quad (23)$$

If CP is not conserved then the eigenvectors, the mass eigenstates $|B_L\rangle$ and $|B_H\rangle$, are not the CP eigenstates but are

$$|B_L\rangle = p|B^0\rangle + q|\overline{B}^0\rangle, \quad |B_H\rangle = p|B^0\rangle - q|\overline{B}^0\rangle, \quad (24)$$

where

$$p = \frac{1}{\sqrt{2}} \frac{1 + \epsilon_B}{\sqrt{1 + |\epsilon_B|^2}}, \quad q = \frac{1}{\sqrt{2}} \frac{1 - \epsilon_B}{\sqrt{1 + |\epsilon_B|^2}}. \quad (25)$$

CP is violated if $\epsilon_B \neq 0$, which occurs if $|q/p| \neq 1$.

The time dependence of the mass eigenstates is

$$|B_L(t)\rangle = e^{-\Gamma_L t/2} e^{im_L t/2} |B_L(0)\rangle \quad (26)$$

$$|B_H(t)\rangle = e^{-\Gamma_H t/2} e^{im_H t/2} |B_H(0)\rangle, \quad (27)$$

leading to the time evolution of the flavor eigenstates as

$$|B^0(t)\rangle = e^{-(im + \frac{\Gamma}{2})t} \left(\cos \frac{\Delta m t}{2} |B^0(0)\rangle + i \frac{q}{p} \sin \frac{\Delta m t}{2} |\overline{B}^0(0)\rangle \right) \quad (28)$$

$$|\overline{B}^0(t)\rangle = e^{-(im + \frac{\Gamma}{2})t} \left(i \frac{p}{q} \sin \frac{\Delta m t}{2} |B^0(0)\rangle + \cos \frac{\Delta m t}{2} |\overline{B}^0(0)\rangle \right), \quad (29)$$

where $m = (m_L + m_H)/2$, $\Delta m = m_H - m_L$ and $\Gamma = \Gamma_L \approx \Gamma_H$, and t is the decay time in the B^0 rest frame, the so-called “proper time”. Note that the probability of a B^0 decay as a function of t is given by $\langle B^0(t) | B^0(t) \rangle^*$, and is a pure exponential, $e^{-\Gamma t/2}$, in the absence of CP violation.

2.2.2 CP Violation for B Via the Interference of Mixing and Decay

Here we choose a final state f which is accessible to both B^0 and \overline{B}^0 decays [3]. The second amplitude necessary for interference is provided by mixing. Figure 6 shows the decay into f either directly or indirectly via mixing. It is necessary only that f be accessible directly from either state; however if f is a CP eigenstate the situation is far simpler. For CP eigenstates

$$CP|f_{CP}\rangle = \pm|f_{CP}\rangle. \quad (30)$$

It is useful to define the amplitudes

$$A = \langle f_{CP} | \mathcal{H} | B^0 \rangle, \quad \overline{A} = \langle f_{CP} | \mathcal{H} | \overline{B}^0 \rangle. \quad (31)$$

If $\left| \frac{\overline{A}}{A} \right| \neq 1$, then we have “direct” CP violation in the decay amplitude, which we will discuss in detail later. Here CP can be violated by having

$$\lambda = \frac{q}{p} \cdot \frac{\overline{A}}{A} \neq 1, \quad (32)$$

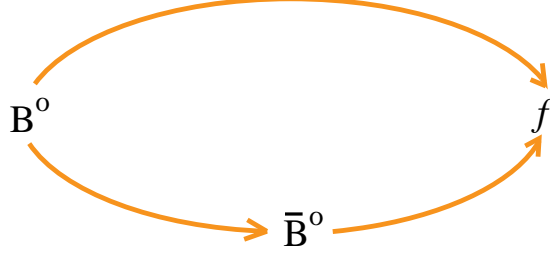


Figure 6: Two interfering ways for a B^0 to decay into a final state f .

which requires only that λ acquire a non-zero phase, i.e. $|\lambda|$ could be unity and CP violation can occur.

Other useful variables, that are independent of any phase convention are

$$\begin{aligned}\phi_{12} &= \arg\left(-\frac{M_{12}}{\Gamma_{12}}\right), \text{ and} \\ \text{Im}\frac{\Gamma_{12}}{M_{12}} &= \frac{1 - |q/p|^4}{1 + |q/p|^4} \equiv A_{SL}(t).\end{aligned}\tag{33}$$

The first quantity can be related to CKM angles, while the second can be measured by the “semileptonic asymmetry,” or for that matter in any flavor specific decay [33]:

$$A_{SL}(t) = \frac{\Gamma[\overline{B}^0(t) \rightarrow \ell^- X] - \Gamma[B^0(t) \rightarrow \ell^+ X]}{\Gamma[\overline{B}^0(t) \rightarrow \ell^- X] + \Gamma[B^0(t) \rightarrow \ell^+ X]} = \frac{\Delta\Gamma}{\Delta M} \tan \phi_{12}, \tag{34}$$

for either B^0 or for B_s mesons, separately.

A comment on neutral B production at e^+e^- colliders is in order. At the $\Upsilon(4S)$ resonance there is coherent production of $B^0\overline{B}^0$ pairs. This puts the B ’s in a $C = -1$ state. In hadron colliders, or at e^+e^- machines operating at the Z^0 , the B ’s are produced incoherently. For the rest of this article we will assume incoherent production except where explicitly noted.

The asymmetry, in the case of CP eigenstates, is defined as

$$a_{f_{CP}} = \frac{\Gamma(B^0(t) \rightarrow f_{CP}) - \Gamma(\overline{B}^0(t) \rightarrow f_{CP})}{\Gamma(B^0(t) \rightarrow f_{CP}) + \Gamma(\overline{B}^0(t) \rightarrow f_{CP})}, \tag{35}$$

which for $|q/p| = 1$ gives

$$a_{f_{CP}} = \frac{(1 - |\lambda|^2) \cos(\Delta mt) - 2\text{Im}\lambda \sin(\Delta mt)}{1 + |\lambda|^2}. \tag{36}$$

For the cases where there is only one decay amplitude A , $|\lambda|$ equals 1, and we have

$$a_{f_{CP}} = -\text{Im}\lambda \sin(\Delta mt). \tag{37}$$

Only the factor $-\text{Im}\lambda$ contains information about the level of CP violation, the sine term is determined by B mixing. In fact, the time integrated asymmetry is given by

$$a_{f_{CP}} = -\frac{x}{1+x^2}\text{Im}\lambda = -0.48\text{Im}\lambda \quad . \quad (38)$$

This is quite lucky for the study of B_d mesons, as the maximum size of the coefficient for any x is -0.5 , close to the measured value of x_d .

Let us now find out how $\text{Im}\lambda$ relates to the CKM parameters. Recall $\lambda = \frac{q}{p} \cdot \frac{\bar{A}}{A}$. The first term is the part that comes from mixing:

$$\frac{q}{p} = \frac{(V_{tb}^* V_{td})^2}{|V_{tb} V_{td}|^2} = \frac{(1 - \rho - i\eta)^2}{(1 - \rho + i\eta)(1 - \rho - i\eta)} = e^{-2i\beta} \quad \text{and} \quad (39)$$

$$\text{Im}\frac{q}{p} = -\frac{2(1 - \rho)\eta}{(1 - \rho)^2 + \eta^2} = \sin(2\beta). \quad (40)$$

2.2.3 Measurements of $\sin(2\beta)$

To evaluate the decay part we need to consider specific final states. For example, consider the final state $J/\psi K_s$. The decay diagram is shown in Figure 7. In this case we do not get a phase from the decay part because

$$\frac{\bar{A}}{A} = \frac{(V_{cb} V_{cs}^*)^2}{|V_{cb} V_{cs}|^2} \quad (41)$$

is real to order $1/\lambda^4$.

In this case the final state is a state of negative CP , i.e. $CP|J/\psi K_s\rangle = -|J/\psi K_s\rangle$. This introduces an additional minus sign in the result for $\text{Im}\lambda$. Before finishing discussion of this final state we need to consider in more detail the presence of the K_s in the final state. Since neutral kaons can mix, we pick up another mixing phase (similar diagrams as for B^0 , see Figure 3). This term creates a phase given by

$$\left(\frac{q}{p}\right)_K = \frac{(V_{cd}^* V_{cs})^2}{|V_{cd} V_{cs}|^2}, \quad (42)$$

which is real to order λ^4 . It is necessary to include this term, however, since there are other formulations of the CKM matrix than Wolfenstein, which have the phase in a different location. It is important that the physics predictions not depend on the CKM convention.³

³Here we don't include CP violation in the neutral kaon since it is much smaller than what is expected in the B decay.

In summary, for the case of $f = J/\psi K_S$, $\text{Im}\lambda = -\sin(2\beta)$. The angle β is the best measured CP violating angle measured in B meson decays. The process used is $B^0 \rightarrow J/\psi K_S$, although there is some data used with the $\psi(2S)$ or with K_L (where the phase is $+\sin(2\beta)$).

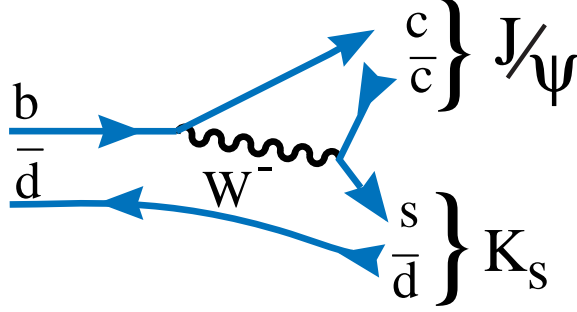


Figure 7: The Feynman diagram for the decay $B^0 \rightarrow J/\psi K^0$.

Although it is normally thought that only one decay amplitude contributes here, in fact one can look for the presence of another source of CP violation, presumably in the decay amplitude, by not assuming $|\lambda|$ equals one in Eq. 36. Then the time dependence of the decay rate is given by

$$a_{f_{CP}} = -\frac{2\text{Im}\lambda}{1+|\lambda|^2} \sin(\Delta mt) - \frac{1-|\lambda|^2}{1+|\lambda|^2} \cos(\Delta mt). \quad (43)$$

Thus $a_{f_{CP}}(t)$ has both $\sin(\Delta mt)$ and $\cos(\Delta mt)$ terms, and the coefficients of these terms can be measured. Let us assign the labels

$$\mathcal{S} = -\frac{2\text{Im}\lambda}{1+|\lambda|^2}, \quad \mathcal{C} = \frac{1-|\lambda|^2}{1+|\lambda|^2}. \quad (44)$$

(Note that the sign of the \mathcal{S} term changes depending on the CP of the final state, but not the \mathcal{C} term.)

The most precise measurements of $\sin(2\beta)$ have been made by the BaBar and Belle experiments [34]. These measurements are made at the $\Upsilon(4S)$ resonance using $e^+e^- \rightarrow \Upsilon(4S) \rightarrow B^0\bar{B}^0$, and with one of the neutral B 's decaying into $J/\psi K^0$. Because the $\Upsilon(4S)$ is a definite quantum state with $C = -1$, the formulae given above have to be modified somewhat. One important change is the definition of t . The time used here is the difference between the decay time of the $J/\psi K^0$ and the other B^0 , also called the “tagging” B because we need to determine its flavor, whether B^0 or \bar{B}^0 , in order to make the asymmetry measurement.

While we will not discuss flavor tagging in general, it is an important part of CP violation measurements. At the $\Upsilon(4S)$ once such very useful tag is that of high momentum lepton as a

b -quark, part of a \overline{B}^0 meson decays semileptonically into an ℓ^- , while a \overline{b} -quark decays into an e^+ . Other flavor tagging observables include the charge of kaons and fast pions. Modern experiments combine these in a “neural network,” to maximize their tagging efficiencies [35]. The BaBar data are shown in Figure 8, Belle has similar results.

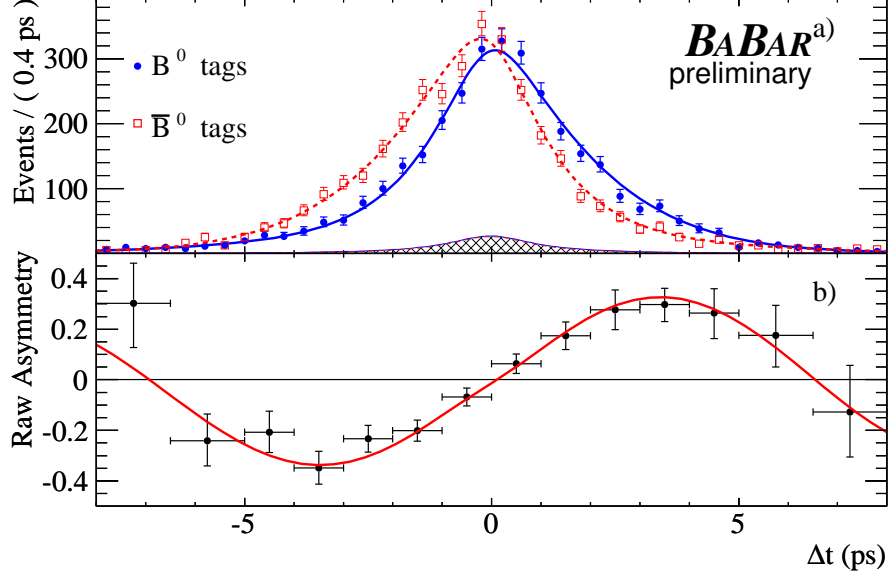


Figure 8: (a) The number of $J/\psi K_s$ candidates in the signal region with either a B^0 tag (N_{B^0}), or a \overline{B}^0 tag ($N_{\overline{B}^0}$) as a function of Δt . (b) The raw asymmetry, $(N_{B^0} - N_{\overline{B}^0}) / (N_{B^0} + N_{\overline{B}^0})$. The solid (dashed) curves represent the fit projections as functions of Δt for both B^0 and \overline{B}^0 tags. The shaded regions represent the estimated background contributions.

The average value as determined by the Heavy Flavor Averaging Group is $\sin(2\beta) = 0.671 \pm 0.024$, where the dominant part of the error is statistical. No evidence is found for a non-zero \mathcal{C} term with the measured average given as 0.005 ± 0.020 .

Determining the sine of any angle gives a four-fold ambiguity in the angle. The decay mode $B^0 \rightarrow J/\psi K^{*0}$, $K^{*0} \rightarrow K_s \pi^0$ offers a way of measuring $\cos 2\beta$ and resolving the ambiguities. This is a subtle analysis that we will not go into detail on [36]. The result is that $\beta = 21.07^{+0.94}_{-0.92}$ degrees.

2.2.4 Measurements of α

The next state to discuss is the $CP+$ eigenstate $f \equiv \pi^+ \pi^-$. The simple spectator decay diagram is shown in Figure 9(a). For the moment we will assume that this is the only diagram, though the Penguin diagram shown in Figure 9(b) could also contribute; its presence can be

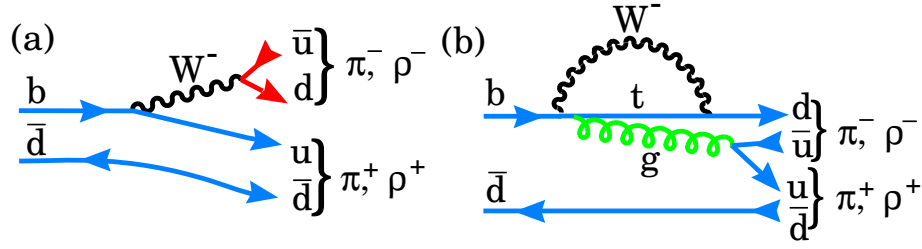


Figure 9: Tree (a) and Penguin (b) processes for neutral B decay into either $\pi^+\pi^-$ or $\rho^+\rho^-$.

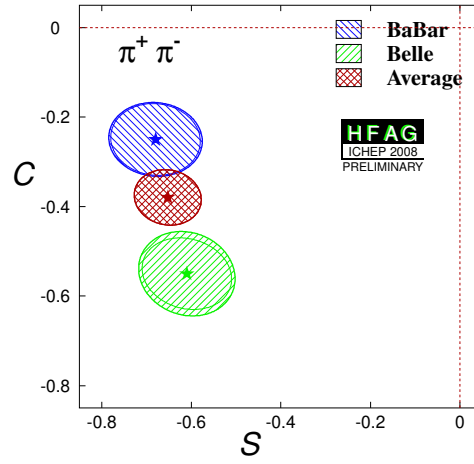


Figure 10: Coefficients of the sine term \mathcal{S} and the cosine term \mathcal{C} in time dependent CP violation for neutral B decay into $\pi^+\pi^-$, showing BaBar and Belle results, and the HFAG average. Contours are shown at 60.7% confidence level.

inferred because it would induce a non-zero value for \mathcal{C} , the coefficient of the cosine term in Eq. 43. For this $b \rightarrow u\bar{u}d$ process we have

$$\frac{\bar{A}}{A} = \frac{(V_{ud}^* V_{ub})^2}{|V_{ud} V_{ub}|^2} = \frac{(\rho - i\eta)^2}{(\rho - i\eta)(\rho + i\eta)} = e^{-2i\gamma} \quad (45)$$

and

$$\text{Im}(\lambda) = \text{Im}(e^{-2i\beta} e^{-2i\gamma}) = \text{Im}(e^{2i\alpha}) = -\sin(2\alpha) \quad (46)$$

Time dependent CP violation measurements have been made by both the BaBar and Belle collaborations [37]. Both groups find a non-zero value of both \mathcal{C} and \mathcal{S} , though their values are not in particularly good agreement. The HFAG average is shown in Figure 10 along with the experimental results. The value of \mathcal{C} clearly is not zero, thus demonstrating direct CP violation. (Historically, this was an important observation because it showed that CP violation could not be due to some kind of “superweak” model ala Wolfenstein [38].)

Table 1: Branching ratios $B \rightarrow \rho\rho$ modes in units of 10^{-6}

Mode	BaBar	Belle	Average [7, 24]
$\rho^+\rho^-$	$25.5 \pm 2.1^{+3.6}_{-3.9}$	$22.8 \pm 3.8^{+2.3}_{-2.6}$	24.2 ± 3.1
$\rho^+\rho^0$	$16.8 \pm 2.2 \pm 2.3$	$31.7 \pm 7.1^{+3.8}_{-6.7}$	18 ± 4
$\rho^0\rho^0$	$0.92 \pm 0.32 \pm 0.14$	$0.4^{+0.4}_{-0.2} \pm 0.3$	$0.74^{+0.30}_{-0.27}$

The non-zero value of \mathcal{C} shows the presence of at least two amplitudes, presumably tree and penguin, in addition to the mixing amplitude, making extraction of α difficult. All is not lost, however. Gronau and London [39] showed that α could be extracted without theoretical error by doing a full isotopic spin analysis of the $\pi\pi$ final state. The required measurements include: \mathcal{C} , \mathcal{S} , $\mathcal{B}(B^+ \rightarrow \pi^+\pi^0)$, $\mathcal{B}(B^0 \rightarrow \pi^0\pi^0)$, and $\mathcal{B}(\overline{B}^0 \rightarrow \pi^0\pi^0)$. The last two items require a flavored tagged analysis that has not yet been done and whose prospects are bleak. Grossman and Quinn have showed, however, that an upper limit on $\Gamma(B^0 \rightarrow \pi^0\pi^0)/\Gamma(B^+ \rightarrow \pi^+\pi^0)$ can be used to limit the penguin shift to α [40]. Unfortunately, current data show a relative large $\mathcal{B}(B^0 \rightarrow \pi^0\pi^0) = (1.55 \pm 0.19) \times 10^{-6}$ rate, compared with $\mathcal{B}(B^0 \rightarrow \pi^+\pi^-) = (5.16 \pm 0.22) \times 10^{-6}$, implying a large penguin contribution [7, 24], and the limit is very weak.

Use of the $\rho^+\rho^-$ final state is in principle quite similar to $\pi^+\pi^-$, with some important caveats. First of all, it is a vector-vector final state and therefore could have both $CP+$ and $CP-$ components. It is however possible, doing a full angular analysis to measure the CP violating phase separately in each of these two amplitudes. The best method for this is in the “transversity” basis and will be discussed later [41] in Section 2.2.6. It is possible, however, for one polarization component to be dominant and then the angular analysis might not be necessary. In fact the longitudinal polarization is dominant in this case. BaBar measures the fraction as $0.992 \pm 0.024^{+0.026}_{-0.013}$ [42], and Belle measures it as $0.941^{+0.034}_{-0.040} \pm 0.030$ [43]. Thus we can treat this final state without worrying about the angular analysis and just apply a correction for the amount of transverse amplitude.

In addition, ρ mesons are wide, so non- B backgrounds could be a problem and even if the proper B is reconstructed, there are non-resonant and possible $a_1\pi$ contributions. Furthermore, it has been pointed out that the large ρ width could lead to the violation of the isospin constraints and this effect should be investigated [44]. The relevant branching ratios are given in Table 1.

Nevertheless, the small branching ratio for $\rho^0\rho^0$, if indeed it has been observed at all, shows that the effects of the Penguin diagram on the extracted value of $\sin(2\alpha)$ are small, and this may indeed be a good way to extract a value of α . The time dependent decay rates separately

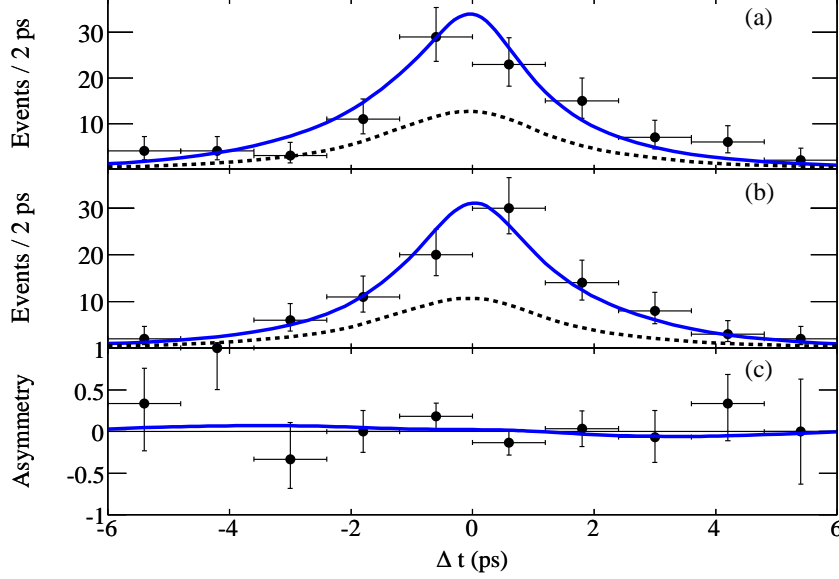


Figure 11: The number of $\rho^+\rho^-$ candidates in the signal region with either a B^0 tag (a) (N_{B^0}), or a \overline{B}^0 tag (b) ($N_{\overline{B}^0}$) as a function of Δt . (c) The raw asymmetry, $(N_{B^0} - N_{\overline{B}^0})/(N_{B^0} + N_{\overline{B}^0})$. The dashed curves represent the estimated backgrounds.

for $B^0 \rightarrow \rho^+\rho^-$ and $\overline{B}^0 \rightarrow \rho^+\rho^-$ and their difference are shown in Figure 11 from BaBar. It is interesting to compare these results with those in Figure 8. We see that the measured asymmetry in the $\rho^+\rho^-$ decay more or less cancels that from $B^0 - \overline{B}^0$ mixing inferring that $\sin(2\alpha)$ is close to zero.

Results from the time dependent CP violation analysis from both Belle and BaBar are shown in Figure 12.

The data can be averaged and α determined by using the isospin analysis and the rates listed in Table 1. Unfortunately the precision of the data leads only to constraints. These have been determined by both the CKM fitter group [45] and the UT fit group [20]. These groups disagree in some cases. The CKM fitter group use a frequentist statistical approach, while UT fit uses a Bayesian approach. The basic difference is that the Bayesian approach the theoretical errors are taken as having a Gaussian distribution. Here we show in Figure 13 the results from CKM fitter.

The final state $\pi^+\pi^-\pi^0$ can also be used to extract α . Snyder and Quinn proposed that a Dalitz plot analysis of $B \rightarrow \rho\pi \rightarrow \pi^+\pi^-\pi^0$ can be used to unravel both α and the relative penguin-tree phases [46]. The Dalitz plot for simulated events unaffected by detector acceptance is shown in Figure 14.

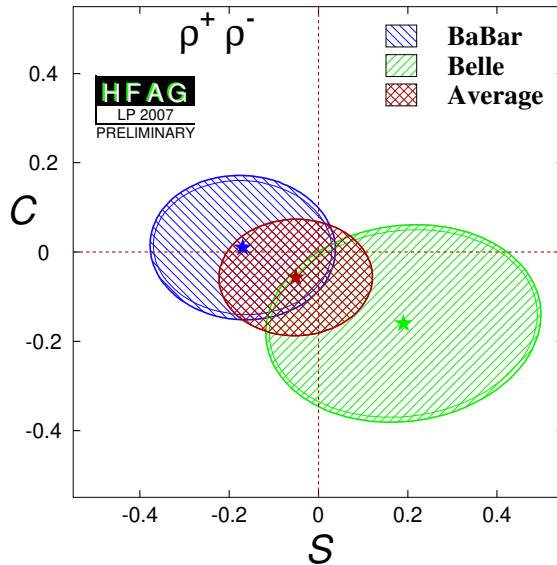


Figure 12: Coefficients of the sine term \mathcal{S} and the cosine term \mathcal{C} in time dependent CP violation for neutral B decay into $\rho^+\rho^-$, showing BaBar and Belle results, and the HFAG average. Contours are shown at 60.7% confidence level.

The task at hand is to do a time dependent analysis of the magnitude of the decay amplitudes and phases. The analyses of both collaborations allow for $\rho(1450)$ and $\rho(1700)$ contributions in addition to the $\rho(770)$. There are a total of 26 free parameters in the fit. The statistics for such an analysis are not overwhelming: BaBar has about 2100 signal events [47], while Belle has about 1000 [48].

The results for the confidence levels of α found by both collaborations are shown in Figure 15. Note that there is also a mirror solution at $\alpha+180^\circ$. The Belle collaboration uses their measured decay rates for $B^+ \rightarrow \rho^+\pi^0$ and $B^+ \rightarrow \rho^0\pi^+$ coupled with isospin relations [49] to help constrain α .

The LHCb experiment expects to be able to significantly improve on the determination of α using the $\rho\pi$ mode. They expect 14,000 events in for an integrated luminosity of 2 fb^{-1} , with a signal to background ratio greater than 1 [50]. It is expected that this amount of data can be accumulated in one to two years of normal LHC operation.

Combining all the data, both the CKM fitter and UT fit groups derive a the confidence level plot for α shown in Figure 16. There is a clear disagreement between the two groups, UT fit preferring a solution in the vicinity of 160° , and CKM fitter a value closer to 90° . The CKM fitter group believes that this is due to the UT fit group's use of Bayesian statistics which they criticize [51].

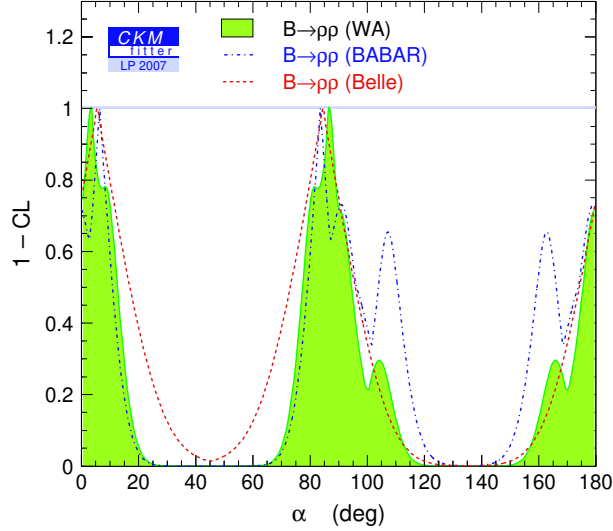


Figure 13: The probability density, defined as $1 - \text{CL}$ (confidence level) for the angle α as determined by measurements of $B \rightarrow \rho\rho$.

2.2.5 The Angle γ

The angle $\gamma = \arg \left[-\frac{V_{ud}V_{ub}^*}{V_{cd}V_{cb}^*} \right]$. It can be viewed as the phase of the $|V_{ub}|$ matrix element, with respect to $|V_{cb}|$. Interference measurements are required to determine phases. We can use neutral or even charged B decays to measure γ , and there are several ways to do this without using any theoretical assumptions, as is the case for α and β . The first relies on the color suppressed tree diagrams shown in Figure 17, and the second on using the interference in B_s mixing. At first glance, the diagrams in Figure 17 don't appear to have any interfering components. However, if we insist that the final state is common to D^0 and \bar{D}^0 , then we have two diagrams which differ in that one has a $b \rightarrow c$ amplitude and the other a $b \rightarrow u$ amplitude, the relative weak phase is then γ . Explicitly the amplitudes are defined as

$$\begin{aligned} A(B^- \rightarrow D^0 K^-) &\equiv A_B \\ A(B^- \rightarrow \bar{D}^0 K^-) &\equiv A_B r_B e^{i(\delta_B - \gamma)}, \end{aligned} \quad (47)$$

where r_B reflects the amplitude suppression for the $b \rightarrow u$ mode and δ_B is the relative phase. We have not yet used identical final states for D^0 and \bar{D}^0 decays, yet we can see that there will be an ambiguity in our result between δ_B and γ that could be resolved by using different D^0 decay modes.

There are several suggestions as to different D^0 decay modes to use. In the original paper on this topic Gronau and Wyler [52] propose using CP eigenstates for the D^0 decay, such as

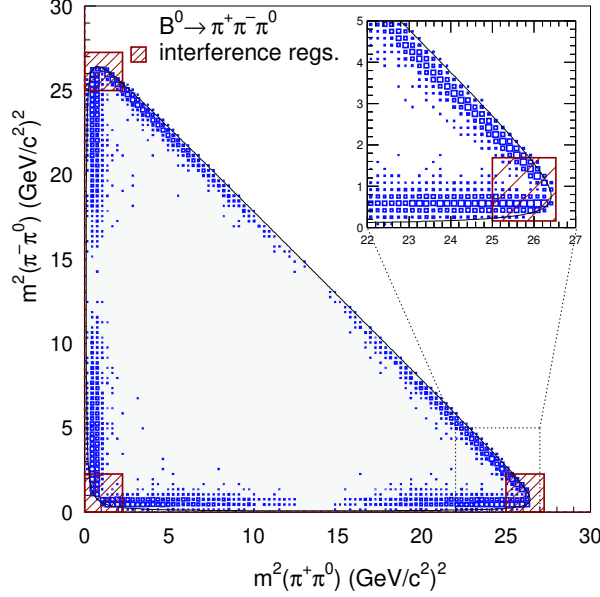


Figure 14: Dalitz plot for Monte-Carlo generated $B^0 \rightarrow \rho\pi \rightarrow \pi^+\pi^-\pi^0$ decays. The decays have been simulated without any detector effect and the amplitudes for $\rho^+\pi^-$, $\rho^-\pi^+$ and $\rho^0\pi^0$ have all been generated with equal magnitudes in order to have destructive interferences where the ρ bands overlap. The main overlap regions between the ρ bands are indicated by the hatched areas. Adapted from [47].

K^+K^- , $\pi^+\pi^-$ etc., combining with charge specific decays and comparing B^- with B^+ decays. In the latter, the sign of the strong phase is flipped with respect to the weak phase. In fact modes such as D^{*0} or K^{*-} can also be used. (When using D^{*0} there is a difference in δ_B of π between γD^0 and $\pi^0 D^0$ decay modes [53].)

It is convenient to define the follow variables:

$$\begin{aligned}
 A_{CP\pm} &= \frac{\left[\Gamma(B^- \rightarrow D_{CP\pm}^{0(*)} K^{-(*)}) - \Gamma(B^+ \rightarrow D_{CP\pm}^{0(*)} K^{+(*)}) \right]}{\left[\Gamma(B^- \rightarrow D_{CP\pm}^{0(*)} K^{-(*)}) + \Gamma(B^+ \rightarrow D_{CP\pm}^{0(*)} K^{+(*)}) \right]}, \\
 R_{CP\pm} &= \frac{\left[\Gamma(B^- \rightarrow D_{CP\pm}^{0(*)} K^{-(*)}) + \Gamma(B^+ \rightarrow D_{CP\pm}^{0(*)} K^{+(*)}) \right]}{\left[\Gamma(B^- \rightarrow D^{0(*)} K^{-(*)}) + \Gamma(B^+ \rightarrow \bar{D}^{0(*)} K^{+(*)}) \right] / 2}.
 \end{aligned} \tag{48}$$

These are related to the variables defined in Eq. 47 as

$$\begin{aligned}
 R_{CP\pm} &= 1 + r_B^2 \pm 2r \cos \delta_B \cos \gamma, \\
 A_{CP\pm} &= \pm 2r \sin \delta_B \sin \gamma / R_{CP\pm}.
 \end{aligned} \tag{49}$$

Measurements have been made by the BaBar, Belle and CDF collaborations [54]. These data, however, are not statistically powerful enough by themselves to give a useful measurement of

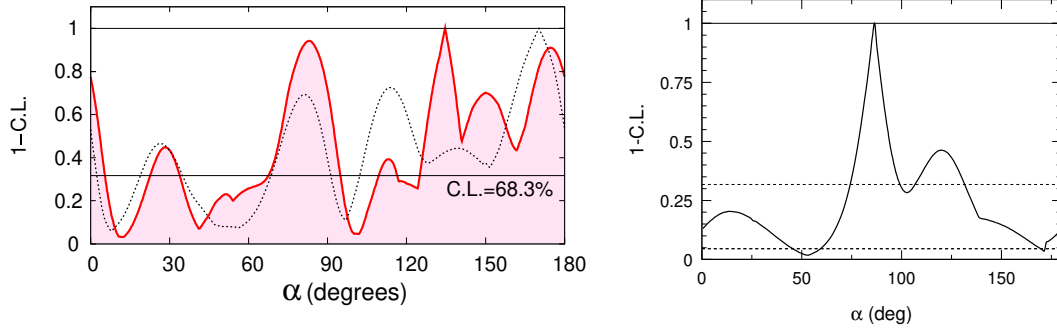


Figure 15: The experimental confidence levels for α as determined separately by the Belle collaboration (left) and the BaBar collaboration (right). The dotted curve for Belle shows the result without using constraints from charged B to $\rho\pi$ final states.

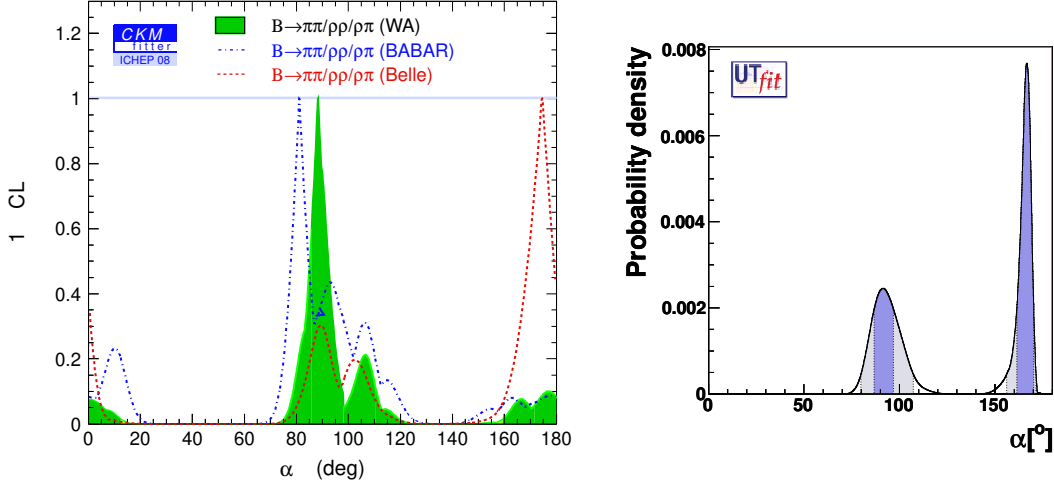


Figure 16: The experimental confidence levels for α as determined separately by the CKM fitter and UT fit groups.

γ . Atwood, Dunietz and Soni suggested using double-Cabibbo suppressed decays as an alternative means of generating the interference between decay amplitudes [55]. For example the final state $B^- \rightarrow D^0 K^-$ can proceed via the tree level diagram in Figure 2(a) when the $W^- \rightarrow \bar{u}s$. Then if we use the doubly-Cabibbo suppressed decay $D^0 \rightarrow K^+ \pi^-$, we get a final state that interferes with the $\bar{D}^0 K^-$ final state with the $\bar{D}^0 \rightarrow K^+ \pi^-$, which is Cabibbo allowed. The advantage of this method, besides extending the number of useful final states, is that both amplitudes are closer to being equal than in the above method, which can generate larger interferences. Any doubly-Cabibbo suppressed decay can be used. Similar equations exist relating the measured parameters to γ and the strong phase shift. Measurements have been made mostly using the $K^\pm \pi^\mp$ final state [56]. Again, these attempts do not yet produce accurate results.

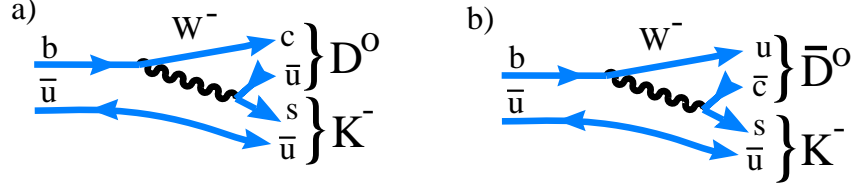


Figure 17: Two diagrams for a charged B decay into a neutral D meson and a charged kaon.

Thus far, the best method for measuring γ uses the three-body final state $K_S\pi^+\pi^-$. Since the final state is accessible by both D^0 and \bar{D}^0 decays interference results. By its very nature a three-body state is complicated, and consists of several resonant and non-resonant parts. It is typically analyzed by examining the Dalitz plot where two of the possible three sub-masses (squared) are plotted versus one another [57]. In this way, the phase space is described as a uniform density and thus any resonant structure is clearly visible. For our particular case a practical method was suggested by Giri *et al.* [58], where the decay is analyzed in separate regions of the Dalitz plot. Results from this analysis have been reported by BaBar [59] and Belle [60]. BaBar finds $\gamma = (76 \pm 22 \pm 5 \pm 5)^\circ$, and Belle finds $\gamma = (76_{-13}^{+12} \pm 4 \pm 5)^\circ$. In both cases the first error is statistical, the second systematic, and the third refers to uncertainties caused by the Dalitz plot model. (There is also a mirror solution at $\pm 180^\circ$.)

It has been shown [61] that measurement of the amplitude magnitudes and phases found in the decays of $\psi(3770) \rightarrow (\text{CP} \pm \text{Tag})(K_S\pi^+\pi^-)_D$ provide useful information that help the narrow model error. The CLEO collaboration is working on such an analysis, and preliminary results have been reported [62]. (CLEO also is working on incorporating other D^0 decay modes.)

Both the CKM fitter and UT fit groups have formed likelihoods for γ based on the measured results, as shown in Figure 18. In this case CKM fitter and UT fit agree on the general shape of the likelihood curve. The CKM fitter plot shows a small disagreement between the Dalitz method and a combination of the other two methods.

2.2.6 The Angle χ

The angle χ shown in Figure 1 is the phase that appears in the box diagram for B_s mixing, similar to the diagram for B^0 mixing shown in Figure 3, but with the d quark replaced by an s quark. The analogous mode to $B^0 \rightarrow J/\psi K_S$ in the B_s system is $B_s \rightarrow J/\psi \eta$. The Feynman

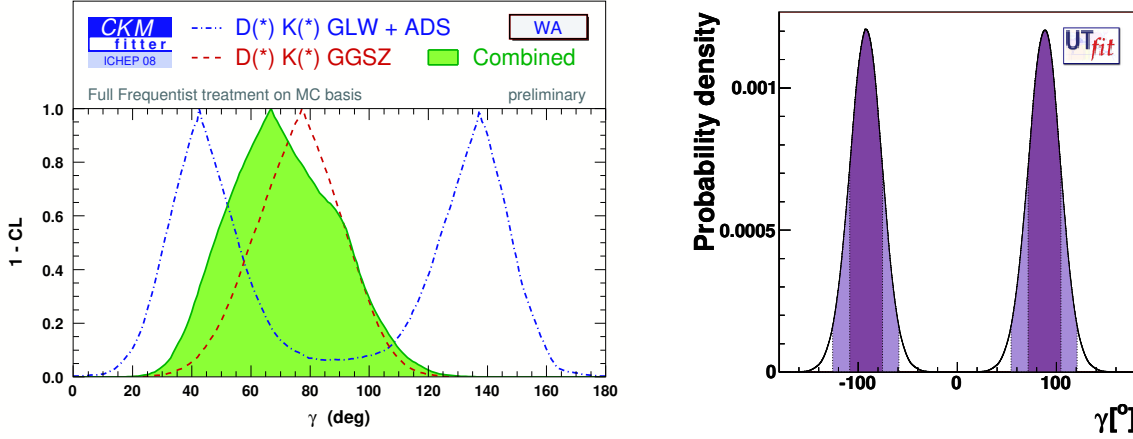


Figure 18: The experimental confidence levels for γ as determined separately by the CKM fitter and UT fit groups.

diagrams are shown in Figure 19. This is very similar to measuring β so χ is often called β_s .⁴

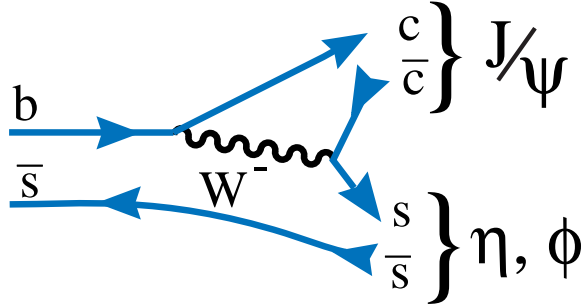


Figure 19: The Feynman diagram for the decay $B_s \rightarrow J/\psi \eta$ or ϕ .

Since there are usually two photons present in the η decay, experiments at hadron colliders, which can perform time-dependent studies of B_s mesons, preferentially use the $J/\psi\phi$ final state. This, unfortunately, introduces another complexity into the problem; as the B_s is spinless the total angular momentum of the final state particles must be zero. For a decay into a vector and scalar, such as $J/\psi\eta$, this forces the vector J/ψ to be fully longitudinally polarized with respect to the decay axis. For a vector-vector final state both angular momentum state vectors are either longitudinal (L), both are transverse with linear polarization vectors parallel (\parallel) or they are perpendicular (\perp) to one another [63]. Another way of viewing this is that a spin-0 B decay into two massive vector mesons can form CP even

⁴Note that $\phi_s \neq -2\chi$, since $-2\chi = \arg(V_{tb}V_{ts}^*)^2/(V_{cb}V_{cs}^*)^2$, whereas ϕ_s is $\arg(M_{12}/\Gamma_{12})$, with $\arg(M_{12}) = \arg(V_{tb}V_{ts}^*)^2/(V_{cb}V_{cs}^*)^2$, and $\arg(\Gamma_{12})$ is a linear combination of $(V_{cb}V_{cs}^*)^2$, $V_{cb}V_{cs}^*V_{ub}V_{us}^*$, and $(V_{ub}V_{us}^*)^2$.

states with $L=0$ or 2 , and a CP odd state with $L=1$. The relative populations in the two CP states are determined by strong interactions dynamics, but to study the weak phase here we are not particularly interested in the actual amount, unless of course one state dominated. We do not expect this to be the case however, since the $SU(3)$ related decay $B^0 \rightarrow J/\psi K^{*0}$, $K^{*0} \rightarrow K^+ \pi^-$ has a substantial components of both CP states; the PDG quotes gives the longitudinal fraction as $(80 \pm 8 \pm 5)\%$ [7].

The even and odd CP components can be disentangled by measuring the appropriate angular quantities of each event. Following Dighe *et al.* [64], we can decompose the decay amplitude for a B_s as

$$A(B_s \rightarrow J/\psi \phi) = A_0(m_\phi)/E_\phi \epsilon_{J/\psi}^{*L} - A_{\parallel} \epsilon_{J/\psi}^{*T}/\sqrt{2} - i A_{\perp} \epsilon_{\phi}^* \cdot \hat{\mathbf{p}}/\sqrt{2}, \quad (50)$$

where $\epsilon_{J/\psi}$ and ϵ_{ϕ} are polarization 3-vectors in the J/ψ rest frame, $\hat{\mathbf{p}}$ is a unit vector giving the direction of the ϕ momentum in the J/ψ rest frame, and E_ϕ is the energy of the ϕ in the J/ψ rest frame. We note that the corresponding amplitude for the \bar{B}_s decay are $\bar{A}_0 = A_0$, $\bar{A}_{\parallel} = A_{\parallel}$, and $\bar{A}_{\perp} = -A_{\perp}$. The amplitudes are normalized so that

$$d\Gamma(B_s \rightarrow J/\psi \phi)/dt = |A_0|^2 + |A_{\parallel}|^2 + |A_{\perp}|^2 \quad . \quad (51)$$

The ϕ meson direction in the J/ψ rest frame defines the \hat{x} direction. The \hat{z} direction is perpendicular to the decay plane of the $K^+ K^-$ system, where $p_y(K^+) \geq 0$. The decay direction of the ℓ^+ in the J/ψ rest frame is described by the angles (θ, ϕ) . The angle ψ is that formed by the K^+ direction with the \hat{x} -axis in the ϕ rest frame. Figure 20 shows the angles.

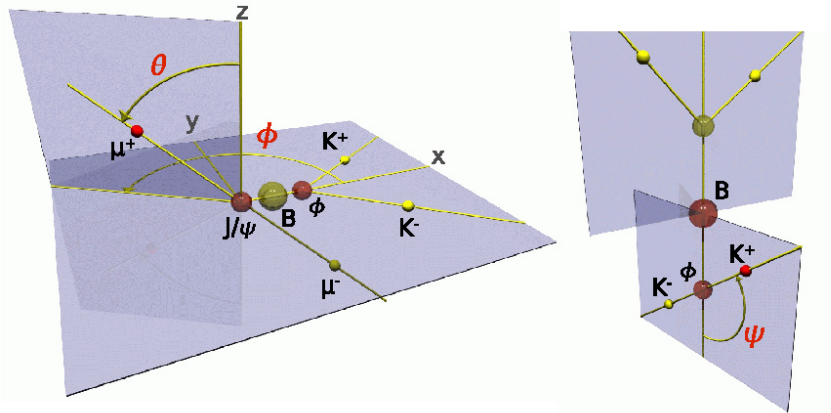


Figure 20: Pictorial description of the decay angles. On the left θ and ϕ defined in the J/ψ rest frame and on the right ψ defined in the ϕ rest frame. (From T. Kuhr [65].).

The decay width can be written as

$$\begin{aligned}
\frac{d^4\Gamma[B_s \rightarrow (\ell^+\ell^-)_{J/\psi}(K^+K^-)_\phi]}{d\cos\theta\,d\phi\,d\cos\psi\,dt} &= \frac{9}{32\pi}[2|A_0|^2\cos^2\psi(1-\sin^2\theta\cos^2\phi) \\
&+ \sin^2\psi\{|A_\parallel|^2(1-\sin^2\theta\sin^2\phi) + |A_\perp|^2\sin^2\theta - \text{Im}(A_\parallel^*A_\perp)\sin 2\theta\sin\phi\} \\
&+ \frac{1}{\sqrt{2}}\sin 2\psi\{\text{Re}(A_0^*A_\parallel)\sin^2\theta\sin 2\phi + \text{Im}(A_0^*A_\perp)\sin 2\theta\cos\phi\}] \quad . \quad (52)
\end{aligned}$$

The decay rate for \overline{B}_s can be found by replacing A_\perp in the above expression with $-A_\perp$.

Another complexity arises from the expectation that the width difference $\Delta\Gamma_s/\Gamma_s \approx 15\%$. This complicates the time dependent rate equations. For convenience, setting $\vec{\rho} \equiv (\cos\theta, \phi, \cos\psi)$, we have for the decay width for B_s :

$$\begin{aligned}
\frac{d^4P(t, \vec{\rho})}{dt d\vec{\rho}} &\propto |A_0|^2\mathcal{T}_+f_1(\vec{\rho}) + |A_\parallel|^2\mathcal{T}_+f_2(\vec{\rho}) \\
&+ |A_\perp|^2\mathcal{T}_-f_3(\vec{\rho}) + |A_\parallel||A_\perp|\mathcal{U}_+f_4(\vec{\rho}) \\
&+ |A_0||A_\parallel|\cos(\delta_\parallel)\mathcal{T}_+f_5(\vec{\rho}) \\
&+ |A_0||A_\perp|\mathcal{V}_+f_6(\vec{\rho}), \quad (53)
\end{aligned}$$

where

$$\begin{aligned}
\mathcal{T}_\pm &= \left[(1 \pm \cos(2\chi))e^{-\Gamma_L t} + (1 \mp \cos(2\chi))e^{-\Gamma_H t} \right] / 2, \\
\mathcal{U}_\pm &= \pm e^{-\Gamma t} \times \left[\sin(\delta_\perp - \delta_\parallel) \cos(\Delta m_s t) \right. \\
&\quad - \cos(\delta_\perp - \delta_\parallel) \cos(2\chi) \sin(\Delta m_s t) \\
&\quad \left. \pm \cos(\delta_\perp - \delta_\parallel) \sin(2\chi) \sinh(\Delta\Gamma t/2) \right], \\
\mathcal{V}_\pm &= \pm e^{-\Gamma t} \times \left[\sin(\delta_\perp) \cos(\Delta m_s t) \right. \\
&\quad - \cos(\delta_\perp) \cos(2\chi) \sin(\Delta m_s t) \\
&\quad \left. \pm \cos(\delta_\perp) \sin(2\chi) \sinh(\Delta\Gamma t/2) \right]. \\
f_1(\vec{\rho}) &= 2\cos^2\psi(1-\sin^2\theta\cos^2\phi), \\
f_2(\vec{\rho}) &= \sin^2\psi(1-\sin^2\theta\sin^2\phi), \\
f_3(\vec{\rho}) &= \sin^2\psi\sin^2\theta, \\
f_4(\vec{\rho}) &= -\sin^2\psi\sin(2\theta)\sin\phi, \\
f_5(\vec{\rho}) &= \sin(2\psi)\sin^2\theta\sin(2\phi)/\sqrt{2}, \\
f_6(\vec{\rho}) &= \sin(2\psi)\sin(2\theta)\cos\phi/\sqrt{2}.
\end{aligned}$$

The quantities δ_\perp and δ_\parallel are the strong phases of A_\perp and A_\parallel relative to A_0 , respectively [66]. The expression for \overline{B}_s mesons can be found by substituting $\mathcal{U}_+ \rightarrow \mathcal{U}_-$ and $\mathcal{V}_+ \rightarrow \mathcal{V}_-$.

The most interesting quantities to be extracted from the data are χ and $\Delta\Gamma$. There are many experimental challenges: the angular and lifetime distributions must be corrected for experimental acceptances; flavor tagging efficiencies and dilutions must be evaluated; backgrounds must be measured. Both the CDF [67] and D0 [68] experiments have done this complicated analysis. Updated results as of this writing are summarized by the CKM fitter derived limits shown in Figure 21.

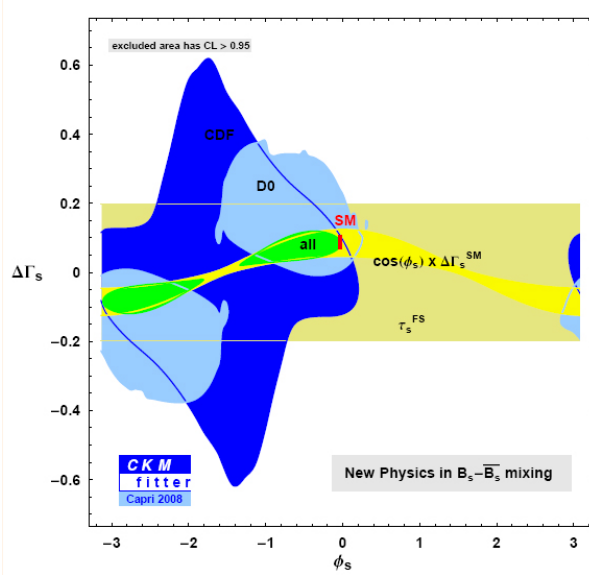


Figure 21: Constraints at 68% confidence level in the $(\phi_s, \Delta\Gamma_s)$ plane. Overlaid are the constraints from the CDF and D0 measurements, the constraint from $\Delta\Gamma_s = \cos\phi_s\Delta\Gamma_s^{SM}$, the constraint from the flavor specific B_s lifetime [24], and the overall combination. The SM prediction is also given. From [69].

The Standard Model allowed region is a very thin vertical band centered near zero at ϕ_s of -0.036 ± 0.002 (shown in red). The region labeled “all” (green) shows the allowed region at 68% confidence level. Although the fit uses several input components besides the CP asymmetry measurements in $B_s \rightarrow J/\psi\phi$, including use of measured total widths introduced via the constraint equation $\Delta\Gamma_s = \cos\phi_s\Delta\Gamma_s^{SM}$, it is the measurement of ϕ_s that dominates the fit result. We see that there is a discrepancy that may be as large as 2.7 standard deviations [69]. While this is as not yet significant, it is very tantalizing. The LHCb experiment plans to vastly improve this measurement [70].

It has been pointed out, however, that there is likely an S-wave K^+K^- contribution in the region of the ϕ that contributes 5-10% of the event rate as estimated using D_s^+ decays [71]. For example, analysis of the analogous channel $B^0 \rightarrow J/\psi K^{*0}$ reveals about 8% S-wave in the $K\pi$

system under the K^{*0} , and BaBar has used this to extract a value for $\cos 2\beta$ thus removing an ambiguity in β [72]. The S-wave amplitude and phase needs to be added to Eq. 53. Note that the errors will increase due to the addition of another amplitude and phase. The S-wave can manifest itself as a $\pi^+\pi^-$, so it is suggested that the decay $B_s \rightarrow J/\psi f_0(980)$ be used to measure χ ; here the $f_0 \rightarrow \pi^+\pi^-$ [71]; the estimate is that the useful f_0 rate would be about 20% of the ϕ rate, but the $J/\psi f_0$ is a CP eigenstate, so an angular analysis is unnecessary, and these events may provide a determination of χ with an error comparable to that using $J/\psi\phi$.

2.2.7 Measurements of Direct CP Violation in $B \rightarrow K\pi$ Decays

Time integrated asymmetries of B mesons produced at the $\Upsilon(4S)$ resonance can only be due to direct CP asymmetry, as the mixing generated asymmetry must integrate to zero due to the fact that the initial state has $J^{PC} = 1^{--}$. The first evidence for such direct CP violation at the greater than four standard deviation level in the $K^\mp\pi^\pm$ final state was given by BaBar [73]. The latest BaBar result is [74]

$$\mathcal{A}_{K^-\pi^+} = \frac{\Gamma(\overline{B}^0 \rightarrow K^-\pi^+) - \Gamma(B^0 \rightarrow K^+\pi^-)}{\Gamma(\overline{B}^0 \rightarrow K^-\pi^+) + \Gamma(B^0 \rightarrow K^+\pi^-)} = -0.107 \pm 0.016_{-0.004}^{+0.006}, \quad (54)$$

showing a large statistical significance.

This result was confirmed by the Belle collaboration, but Belle also measured the isospin conjugate mode. Consider the two-body decays of B mesons into a kaon and a pion, shown in Figure 22. For neutral and charged decays, it can proceed via a tree level diagram (a) or a Penguin diagram (b). There are two additional decay diagrams allowed for the B^- , the color-suppressed tree level diagram (c) and the elusive ‘‘Electroweak’’ Penguin diagram in (d). (So named because of the intermediate γ or Z boson.) Since it is expected that diagrams (c) and (d) are small, the direct CP violating asymmetries in both charged and neutral modes should be the same. Yet Belle observed [75]

$$\mathcal{A}_{K^\mp\pi^0} = \frac{\Gamma(B^- \rightarrow K^-\pi^0) - \Gamma(B^+ \rightarrow K^+\pi^0)}{\Gamma(B^- \rightarrow K^-\pi^0) + \Gamma(B^+ \rightarrow K^+\pi^0)} = 0.07 \pm 0.016 \pm 0.01. \quad (55)$$

The Belle data are shown in Figure 23.

The difference between $\mathcal{A}_{K^-\pi^+}$ and $\mathcal{A}_{K^\mp\pi^0}$ is not naively expected in the Standard Model and Belle suggests that this may be a sign of New Physics. Peskin commented on this possibility [76].

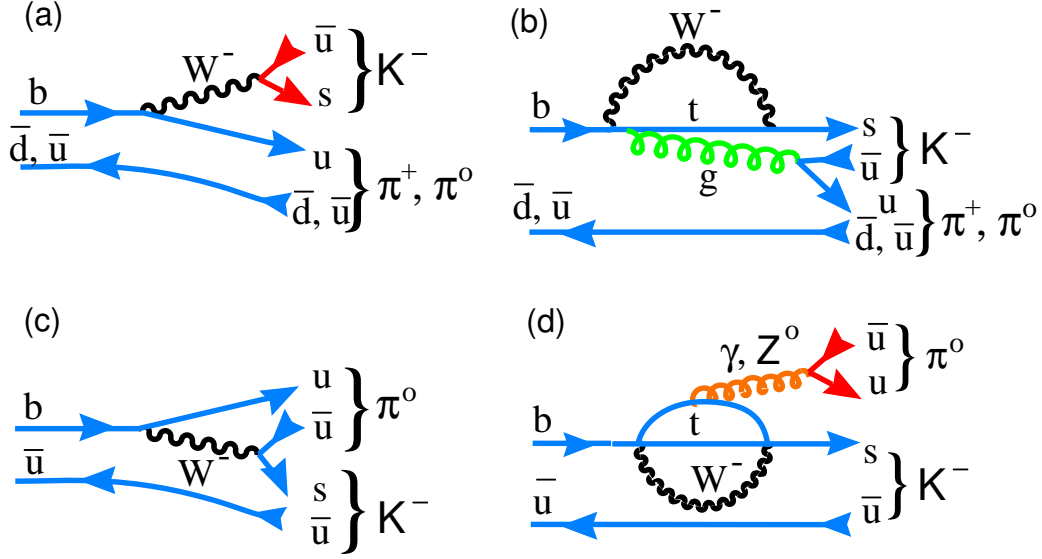


Figure 22: Processes for $\bar{B}^0 \rightarrow K^- \pi^+$ and $B^- \rightarrow K^- \pi^0$, (a) via tree and (b) Penguin diagrams, and $B^- \rightarrow K^- \pi^0$ (c) via color-suppressed tree and (d) “Electroweak” Penguin diagrams.

2.3 Conclusions from CP Violation Measurements

All CP violation in the quark sector is proportional to the parameter η in Eq. 1. In fact all CP asymmetries are proportional to the “Jarlskog Invariant”, $J = A^2 \lambda^6 \eta$, which represents the equal area of all the CKM triangles [77]. Since we know the value of these three numbers, we do know the amount of CP violation we can expect, even without making the measurements. We also can estimate the amount of CP violation necessary using cosmology. To reproduce the observed baryon to entropy ratio requires many orders of magnitude more CP violation than thus far found in heavy quark decays [78]. Thus we believe there are new sources of CP violation that have not yet been found.

3 The CKM Parameter $|V_{cb}|$

There are two experimental methods to determine $|V_{cb}|$: the **exclusive** method, where $|V_{cb}|$ is extracted by studying the exclusive $\bar{B} \rightarrow D^{(*)} \ell^- \bar{\nu}$ decay process; and the **inclusive** method, which uses the semileptonic decay width of b -hadron decays. In both methods, the extraction of $|V_{cb}|$ is systematics limited and the dominant errors are from theory. The inclusive and exclusive determinations of $|V_{cb}|$ rely on different theoretical calculations of the hadronic matrix element needed to extract it from measured quantities, and make use of different

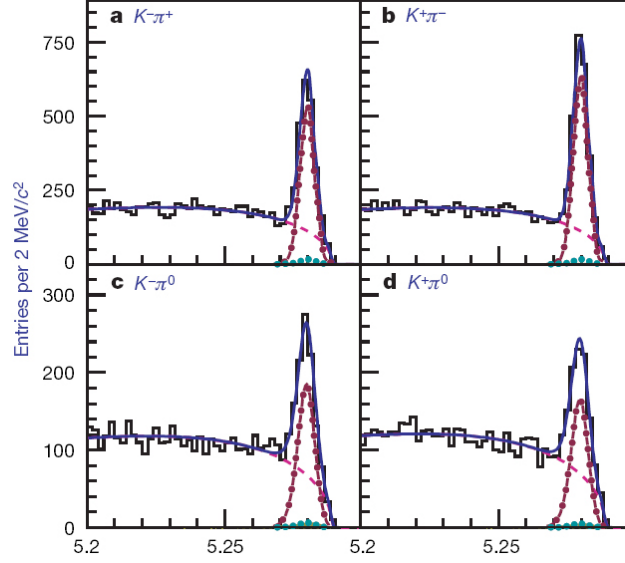


Figure 23: The beam constrained mass distributions from Belle in units of GeV for the four different indicated final states. The dotted curves indicate peaking backgrounds, the dot-dashed curves the signal and the solid curves the sum. The differences in event numbers between the charge conjugate modes are apparent.

techniques which, to a large extent, have uncorrelated experimental uncertainties. Thus, the comparison between inclusive and exclusive decays allows us to test our understanding of hadronic effects in semileptonic decays. The latest determinations differ by more than 2σ , with the inclusive method having a stated error half of the size of the exclusive one.

3.0.1 Beauty Quark Mass Definitions

Due to confinement and the non-perturbative aspect of the strong interaction, the concept of the quark masses cannot be tied to an intuitive picture of the rest mass of a particle, as for leptons. Rather, quark masses must be considered as couplings of the SM Lagrangian that have to be determined from processes that depend on them. As such the b -quark mass (m_b) is a scheme-dependent, renormalised quantity.

In principle, any renormalisation scheme or definition of quark masses is possible. In the framework of QCD perturbation theory the difference between two mass schemes can be determined as a series in powers of α_s . Therefore, higher-order terms in the perturbative expansion of a quantity that depends on quark masses are affected by the particular scheme

employed. There are schemes that are more appropriate and more convenient for some purposes than others. Here we examine the main quark mass definitions commonly used in the description of B decays.

- **Pole mass:** The pole mass definition is gauge-invariant and infrared-safe [79] to all orders in perturbation theory and has been used as the standard mass definition of many perturbative computations in the past. By construction, it is directly related to the concept of the mass of a free quark. The presence of a renormalon ambiguity [80] makes the numerical value of the pole mass an order-dependent quantity, leading to large perturbative corrections for Heavy Quark Effective Theory (HQET) parameters (see below for a discussion of HQET). These shortcomings are avoided by using quark mass definitions that reduce the infrared sensitivity by removing the Λ_{QCD} renormalon of the pole mass. Such quark mass definitions are generically called “short-distance” masses.
- **$\overline{\text{MS}}$ mass:** The most common short-distance mass definition is the $\overline{\text{MS}}$ mass $\overline{m}_b(\mu)$ [81], where the scale μ is typically chosen to be the order of the characteristic energy scale of the process. In the $\overline{\text{MS}}$ scheme the subtracted divergencies do not contain any infrared sensitive terms and the $\overline{\text{MS}}$ mass is only sensitive to scales larger than m_b . The $\overline{\text{MS}}$ mass arises naturally in processes where the b -quark is far off-shell, but it is less adequate when the b -quark has non-relativistic energies.
- **Kinetic mass:** The shortcomings of the pole and the $\overline{\text{MS}}$ mass in describing non-relativistic b -quarks can be resolved by so-called threshold masses [82], that are free of an ambiguity of order Λ_{QCD} and are defined through subtractions that contain universal contributions for the dynamics of non-relativistic quarks. Since the subtractions are not unique, an arbitrary number of threshold masses can be constructed. The kinetic mass is defined as [83, 84]:

$$m_{b,\text{kin}}(\mu_{\text{kin}}) = m_{b,\text{pole}} - [\bar{\Lambda}(\mu_{\text{kin}})]_{\text{pert}} - \left[\frac{\mu_{\pi}^2(\mu_{\text{kin}})}{2m_{b,\text{kin}}(\mu_{\text{kin}})} \right]_{\text{pert}} + \dots, \quad (56)$$

where μ_{kin} is the nominal kinetic mass renormalisation scale. For $\mu_{\text{kin}} \rightarrow 0$ the kinetic mass reduces to the pole mass.

- **$1S$ mass:** The kinetic mass depends on an explicit subtraction scale to remove the universal infrared sensitive contributions associated with the non-relativistic b -quark dynamics. The $1S$ mass [85] achieves the same task without a factorisation scale, since it is directly related to a physical quantity. The b -quark $1S$ mass is defined as half of the perturbative contribution to the mass of the $\Upsilon(S_1)$ in the limit $m_b \gg m_b v \gg m_b v^2 \gg \Lambda_{\text{QCD}}$.

Table 2: List of m_b determinations converted into the $\overline{\text{MS}}$ mass scheme.

$m_b(m_b)$ GeV	Method
4.243 ± 0.042	From $B \rightarrow X_s \gamma$ and $B \rightarrow X_c \ell \nu$ fit [86]
$4.25 \pm 0.02 \pm 0.11$	Lattice UKQCD [87]
4.346 ± 0.07	$\Upsilon(1S)$ NNNLO [88]
4.164 ± 0.025	low-moment sum rules NNNLO [89]
4.17 ± 0.05	Υ sum rules NNLO [90]

A list of b -quark mass determinations, converted into the $\overline{\text{MS}}$ mass scheme is shown in Table 2.

3.1 Determination Based on Exclusive Semileptonic B Decays

The exclusive $|V_{cb}|$ determination is obtained by studying the decays $B \rightarrow D^* \ell \nu$ and $B \rightarrow D \ell \nu$, where ℓ denotes either an electron or a muon. The exclusive measurements of a single hadronic final state, e.g. the ground state D or D^* , restrict the dynamics of the process. The remaining degrees of freedom, usually connected to different helicity states of the charmed hadron, can be expressed in terms of form factors, depending on the invariant mass of the lepton- ν pair, q^2 . The shapes of those form factors are unknown but can be measured. However, the overall normalization of these functions needs to be determined from theoretical calculations.

Isgur and Wise formulated a theoretical breakthrough in the late 1980's. They found that in the limit of an infinitely heavy quark masses QCD possess additional flavor and spin symmetries. They showed that since the heavier b and c quarks have masses much heavier than the scale of the QCD coupling constant, that they are heavy enough to possess this symmetry but that corrections for the fact that the quark mass was not infinite had to be made. They showed there was a systematic method of making these corrections by expanding a series in terms of the inverse quark mass [91]. This theory is known as Heavy Quark Effective Theory (HQET).

When studying b quark decays into c quarks, it is convenient to view the process in four-velocity transfer (w) space as opposed to four-momentum transfer space, because at maximum four-velocity transfer, where w equals one, the form-factor in lowest order is unity, i.e. the b transforms directly into a c quark without any velocity change. The value of $|V_{cb}|$ can be extracted by studying the decay rate for the process $\overline{B}^0 \rightarrow D^{*+} \ell^- \bar{\nu}_\ell$ as a function of the recoil kinematics of the D^{*+} meson. Specifically, HQET predicts that:

$$\frac{d\Gamma(B \rightarrow D^* \ell \nu)}{dw} = \frac{G_F^2 |V_{cb}|^2}{48\pi^3} \mathcal{K}(w) \mathcal{F}(w)^2, \quad (57)$$

where w is the product of the four-velocities of the D^{*+} and the \bar{B}^0 mesons, related to q^2 . $\mathcal{K}(w)$ is a known phase space factor and the form factor $\mathcal{F}(w)$ is generally expressed as the product of a normalization factor and a shape function described by three form factors, constrained by dispersion relations [92]:

$$\begin{aligned}\mathcal{F}(w)^2 &= \frac{|h_{A_1}(w)|^2}{(1-r)^2} \left[(w-r)^2 (1-R_2(w))^2 + 2(1-2wr-r^2) \left(1 - \frac{w-1}{w+1} R_2^2(w) \right) \right], \\ \frac{h_{A_1}(w)}{h_{A_1}(1)} &= 1 - 8\rho^2 z + (53\rho^2 - 15)z^2 - (231\rho^2 - 91)z^3, \\ R_1(w) &= R_1(1) - 0.12(w-1) + 0.05(w-1)^2, \\ R_2(w) &= R_2(1) - 0.11(w-1) - 0.06(w-1)^2,\end{aligned}\tag{58}$$

where $r = m_{D^*}/m_B$, $z = \frac{\sqrt{w+1}-\sqrt{2}}{\sqrt{w+1}+\sqrt{2}}$; The linear slope of the form-factor is given by the parameter ρ^2 , and must be determined from the data. In the infinite mass limit, $\mathcal{F}(w=1) = h_{A_1}(w=1) = 1$; for finite quark masses, non-perturbative effects can be expressed in powers of $1/m_Q$. There are several different corrections to the infinite mass value $\mathcal{F}(1) = 1$:

$$\mathcal{F}(1) = \eta_{\text{QED}}\eta_A \left[1 + \delta_{1/m_Q^2} + \dots \right] \tag{59}$$

Note that the first term in the non-perturbative expansion in powers of $1/m_Q$ vanishes [93]. QED corrections up to leading logarithmic order give $\eta_A = 0.960 \pm 0.007$. Different estimates of the $1/m_Q^2$ corrections, involving terms proportional to $1/m_b^2$, $1/m_c^2$ and $1/(m_b m_c)$, have been performed in a quark model with QCD sum rules, and, more recently, with an HQET based lattice gauge calculation. The best estimate comes from lattice QCD, $h_{A_1}(1) = \mathcal{F}(1) = 0.921 \pm 0.013 \pm 0.020$ [94]. This result does not include a 0.7% QED correction.

Since the phase-space factor $\mathcal{K}(w)$ tends to zero as $w \rightarrow 1$, the decay rate vanishes and the accuracy of the $|V_{cb}|$ value extracted with this method depends upon experimental and theoretical uncertainties in the extrapolation. Experiments determine the product $|\mathcal{F}(1) \cdot V_{cb}|^2$ by fitting the measured $d\Gamma/dw$ distribution.

This decay has been analyzed by CLEO, BaBar and Belle using B mesons from the $\Upsilon(4S)$ decay, and by ALEPH, DELPHI, and OPAL at the Z^0 center of mass energy. Experiments that exploit the $\Upsilon(4S)$ have the advantage that w resolution is quite good. However, they suffer from lower statistics near $w = 1$ in the decay $B \rightarrow D^{*+} \ell \nu$ due to the lower reconstruction efficiency of the slow π^\pm . On the other hand, the decay $B \rightarrow D^{*0} \ell \nu$ is not affected by this problem [95]. In addition, kinematic constraints enable these experiments to identify the final state including D^* without large contamination from the poorly known portion of semileptonic decays with a hadronic system recoiling against the lepton- ν pair with masses higher than the D and D^* , commonly identified as ‘ D^{**} ’. B -factories and CLEO fit for

Table 3: Experimental results based on $B \rightarrow D^* \ell \nu$ after the correction to common inputs and the world average as obtained by HFAG [99]. All numbers are corrected to use R_1 and R_2 from a global fit to CLEO and BaBar data. The newest BELLE result is not included in the world average.

experiment	$\mathcal{F}(1) V_{cb} (\times 10^{-3})$	ρ^2	Corr _{stat}	Branching fraction(%)
ALEPH [100]	$31.6 \pm 1.8 \pm 1.3$	$0.50 \pm 0.20 \pm 0.09$	94%	$5.44 \pm 0.25 \pm 0.20$
BaBar [101]	$33.9 \pm 0.3 \pm 1.1$	$1.18 \pm 0.05 \pm 0.03$	27%	$4.53 \pm 0.04 \pm 0.13$
BaBar [102]	$34.9 \pm 0.8 \pm 1.4$	$1.11 \pm 0.06 \pm 0.08$	90%	$5.40 \pm 0.16 \pm 0.25$
BaBar [103]	$35.7 \pm 0.2 \pm 1.2$	$1.20 \pm 0.02 \pm 0.07$	38%	-
BELLE [97]	$34.7 \pm 0.2 \pm 1.0$	$1.16 \pm 0.04 \pm 0.03$	91%	†
BELLE [104]	$34.7 \pm 0.2 \pm 1.0$	$1.16 \pm 0.04 \pm 0.03$	91%	$4.75 \pm 0.25 \pm 0.19$
CLEO [105]	$41.3 \pm 1.3 \pm 1.8$	$1.37 \pm 0.08 \pm 0.18$	91%	$6.02 \pm 0.19 \pm 0.20$
DELPHI(excl) [100]	$36.3 \pm 1.8 \pm 1.9$	$1.04 \pm 0.14 \pm 0.15$	89%	$5.53 \pm 0.19 \pm 0.34$
DELPHI(part rec) [100]	$35.8 \pm 1.4 \pm 2.3$	$1.18 \pm 0.13 \pm 0.25$	94%	$5.00 \pm 0.15 \pm 0.18$
OPAL(excl) [100]	$36.9 \pm 1.6 \pm 1.5$	$1.24 \pm 0.20 \pm 0.14$	77%	$5.17 \pm 0.20 \pm 0.38$
OPAL(par rec) [100]	$37.6 \pm 1.2 \pm 2.4$	$1.14 \pm 0.13 \pm 0.27$	94%	$5.63 \pm 0.27 \pm 0.43$
world average	35.4 ± 0.5	1.16 ± 0.05	20%	5.05 ± 0.10

† - Not used in the World Average

the signal and background components in the distribution of the cosine of the angle between the direction of the B and the direction of the $D^* \ell$ system. At LEP, B mesons are produced with a large variable momentum (about 30 GeV on average), giving a relatively poor w resolution and limited physics background rejection capabilities. By contrast, LEP experiments benefit from an efficiency that is only mildly dependent upon w .

LEP experiments extracted $|V_{cb}|$ by performing a two-parameter fit, for $\mathcal{F}(1)|V_{cb}|$ and the slope ρ^2 . The first measurements of both ratio R_1 and R_2 , and ρ^2 , were made by the CLEO collaboration [96]. Belle [97] and BaBar [98] improved upon these measurements using the $\overline{B}^0 \rightarrow D^{*+} e^- \bar{\nu}_e$ decay. They determined R_1 , R_2 , and ρ^2 using an unbinned maximum likelihood fit to the full decay distribution. BaBar and CLEO results are combined to give: $R_1 = 1.396 \pm 0.060 \pm 0.035 \pm 0.027$, $R_2 = 0.885 \pm 0.040 \pm 0.022 \pm 0.013$, and $\rho^2 = 1.145 \pm 0.059 \pm 0.030 \pm 0.035$. The stated uncertainties are the statistical from the data and systematic uncertainty, respectively.

Table 3 summarizes the available data. Values of $\mathcal{F}(1)|V_{cb}|$ from different experiments can be combined if they are extracted using the same $\mathcal{F}(w)$ parametrization. All measurements included in the exclusive $|V_{cb}|$ world average relying on the above form factor ratios R_1 and R_2 . Using the $\mathcal{F}(1)|V_{cb}|$ world average in Table 3 and $h_{A_1}(1) = 0.921 \pm 0.013 \pm 0.020$ [94], we find

Table 4: Experimental results from $B \rightarrow D\ell\nu$ using corrections to the common inputs and world averages.

experiment	$\mathcal{G}(1) V_{cb} (\times 10^{-3})$	ρ_D^2	Corr _{stat}	Branching fraction(%)
ALEPH [100]	$38.1 \pm 11.8 \pm 6.1$	$0.91 \pm 0.98 \pm 0.36$	98%	$2.25 \pm 0.18 \pm 0.36$
BaBar [107]	$42.3 \pm 1.9 \pm 1.0$	$1.20 \pm 0.09 \pm 0.04$	95%	-
BaBar [108]	$43.8 \pm 0.8 \pm 2.1$	$1.22 \pm 0.04 \pm 0.06$	63%	-
BaBar [109]	-	-	-	$2.20 \pm 0.11 \pm 0.12$
BELLE [110]	$40.7 \pm 4.4 \pm 5.1$	$1.12 \pm 0.22 \pm 0.14$	96%	$2.09 \pm 0.12 \pm 0.39$
CLEO [111]	$44.5 \pm 5.9 \pm 3.4$	$1.27 \pm 0.25 \pm 0.14$	95%	$2.10 \pm 0.13 \pm 0.15$
World average	$42.4 \pm 0.7 \pm 1.4$	$1.19 \pm 0.04 \pm 0.04$	96%	2.16 ± 0.12

$$|V_{cb}| = (38.2 \pm 0.5_{exp} \pm 1.0_{theo}) \times 10^{-3},$$

where the dominant error is theoretical, and it will be difficult to improve upon.

The study of the decay $B \rightarrow D\ell\nu$ poses new challenges from the experimental point of view. The differential decay rate for $B \rightarrow D\ell\nu$ can be expressed as [106]

$$\frac{d\Gamma_D}{dw}(B \rightarrow D\ell\nu) = \frac{G_F^2 |V_{cb}|^2}{48\pi^3} \mathcal{K}_{\mathcal{D}}(w) \mathcal{G}(w)^2, \quad (60)$$

where $\mathcal{K}_{\mathcal{D}}(w)$ is the phase space factor and the form factor $\mathcal{G}(w)$ is generally expressed as the product of a normalization factor $\mathcal{G}(1)$ and a function, $g_D(w)$, constrained by dispersion relations [92]. The strategy to extract $\mathcal{G}(1)|V_{cb}|$ is identical to that used for the $B \rightarrow D^*\ell\nu$ decay. However, $d\Gamma_D/dw$ is more heavily suppressed near $w = 1$ than $d\Gamma_{D^*}/dw$ due to the helicity mismatch between initial and final states. Moreover, this channel is much more challenging to isolate from the dominant background $B \rightarrow D^*\ell\nu$ as well as from fake $D\text{-}\ell$ combinations. Table 4 shows the results of two-dimensional fits to $|V_{cb}|\mathcal{G}(1)$ and ρ^2 for different experiments and the world average.

In the limit of infinite quark masses, $\mathcal{G}(w = 1)$ coincides with the Isgur-Wise function [112]. In this case there is no suppression of $1/m_Q$ corrections and QCD effects on $\mathcal{G}(1)$ are calculated with less accuracy than $\mathcal{F}(1)$. Corrections to this prediction have recently been calculated with improved precision, based on unquenched lattice QCD [113], specifically $\mathcal{G}(1) = 1.074 \pm 0.018 \pm 0.016$. Using this result we get

$$|V_{cb}| = (39.5 \pm 1.4_{exp} \pm 0.9_{theo}) \times 10^{-3}$$

consistent with the value extracted from $B \rightarrow D^*\ell\nu$ decay, but with an experimental uncertainty about twice as large.

BaBar recently has also studied the differential decay widths for the decays $B^- \rightarrow D^0 \ell \nu$ and $B^- \rightarrow D^{*0} \ell \nu$ to extract the ratio $\mathcal{G}(1)/\mathcal{F}(1) = 1.23 \pm 0.09$ [114], compatible with the lattice theory prediction of 1.16 ± 0.04 .

3.2 $B \rightarrow D^{**} \ell \nu$ Decays

It is important to understand the composition of the inclusive B semileptonic decay rate in terms of exclusive final states for use in semileptonic B decay analyses. The $B \rightarrow D^{(*)} \ell \nu$ decays are well measured, but a sizeable fraction of semileptonic B decay are to $D^{**} \ell \nu$. The D^{**} resonances have larger masses than the D^* and not well studied.⁵ The measurements of these branching fractions require a good understanding of the different $D^{(*)} n \pi$ systems, which can be either resonant or non-resonant, each with characteristic decay properties.

There are four orbitally excited states with $L=1$. They can be grouped in two pairs according to the value of the spin on the light system, $j = L \pm 1/2$ ($L=1$). States with $j = 3/2$ can have $J^P = 1^+$ and 2^+ state. The 1^+ state decays only through $D^* \pi$, and the 2^+ through $D \pi$ or $D^* \pi$. Parity and angular momentum conservation imply that in the 2^+ the D^* and π are in a D wave but allow both S and D waves in the 1^+ state. However, if the heavy quark spin is assumed to decouple, conservation of $j = 3/2$ forbids S waves even in the 1^+ state. A large D-wave component and the fact that the masses of these states are not far from threshold imply that the $j = 3/2$ states are narrow. These states have been observed with a typical width of $20 \text{ MeV}/c^2$. On the contrary, $j = 1/2$ states can have $J^P = 0^+$ and 1^+ , so they are expected to decay mainly through an S wave and manifest as broad resonances, with typical widths of several hundred MeV/c^2 .

The ALEPH [100], CLEO [115], DELPHI [100], and D0 [116] experiments have reported evidence of the narrow resonant states (D_1 and D_2^*) in semileptonic decays, whereas more recent measurements by the BaBar [117] and Belle [118] experiments provide semi-inclusive measurements to $D^{(*)} \pi \ell \nu$ final states [119].

The differences between the measured inclusive semileptonic branching fraction and the sum of all exclusive B semileptonic measurements for Belle, BaBar and World averages are given in Table 5 for B^0 and B^- decays. In the case where multiple measurements exist, only the most precise measurements have been used in the BaBar and Belle columns, i.e. no attempt at an average is made. In all cases the sum of the exclusive components does not saturate the B semileptonic rate.

⁵ D^{**} refers to the resonant states, D_0^* , D_1^* , D_2^* and D_1 .

Table 5: Inclusive versus sum of exclusive measured B semileptonic branching fractions (%).

$\mathcal{B}(\%)$	BaBar		Belle		World Average	
	B^0	B^-	B^0	B^-	B^0	B^-
$B \rightarrow D\ell\nu$	2.20 ± 0.16	2.30 ± 0.10	2.09 ± 0.16	—	2.16 ± 0.12	2.32 ± 0.09
$B \rightarrow D^*\ell\nu$	4.53 ± 0.14	5.37 ± 0.21	4.42 ± 0.25	—	5.05 ± 0.10	5.66 ± 0.18
$B \rightarrow D\pi\ell\nu$	0.42 ± 0.09	0.42 ± 0.07	0.43 ± 0.09	0.42 ± 0.06	0.43 ± 0.06	0.42 ± 0.05
$B \rightarrow D^*\pi\ell\nu$	0.48 ± 0.09	0.59 ± 0.06	0.57 ± 0.22	0.68 ± 0.11	0.49 ± 0.08	0.61 ± 0.05
$\Sigma(\text{Exc.})$	7.63 ± 0.25	8.68 ± 0.25	7.51 ± 0.73	—	8.13 ± 0.19	9.01 ± 0.21
Inc.	10.14 ± 0.43	10.90 ± 0.47	10.46 ± 0.38	11.17 ± 0.38	10.33 ± 0.28	10.99 ± 0.28
Inc. - $\Sigma(\text{Exc.})$	2.51 ± 0.50	2.22 ± 0.53	2.95 ± 0.82	—	2.20 ± 0.34	1.98 ± 0.35

All measured rates for the D^{**} narrow states are in good agreement. Experimental results seem to point towards a larger rate for broader states. If it is due mainly to D_1' and D_0^* decay channels, these results disagree with the prediction of QCD sum rules. However, Belle set an upper limit for the D_1' channel below the rate measured by BaBar and DELPHI. More measurements need to be performed to elucidate this puzzle.

3.3 Determination Based on Inclusive Semileptonic B Decays

Inclusive determinations of $|V_{cb}|$ are obtained using combined fits to inclusive B decay distributions [120, 121]. These determinations are based on calculations of the semileptonic decay rate in the frameworks of the Operator Product Expansion (OPE) [122] and HQET [120, 123]. They predict the semileptonic decay rate in terms of $|V_{cb}|$, the b -quark mass m_b , and non-perturbative matrix elements. The spectator model decay rate is the leading term in a well-defined expansion controlled by the parameter Λ_{QCD}/m_b [123–126] with non-perturbative corrections arising to order $1/m_b^2$. The key issue in this approach is the ability to separate perturbative and non-perturbative corrections (expressed in powers of α_s). Thus the accuracy of an inclusive determination of $|V_{cb}|$ is limited by our knowledge of the heavy quark nonperturbative matrix elements and the b quark mass. It also relies upon the assumption of local quark hadron duality. This is the statement that a hadronic matrix element can be related pointwise to a theoretical expression formulated in terms of quark and gluon variables.

Perturbative and non-perturbative corrections depend on the m_b definition, i.e. the non-perturbative expansion scheme, as well as the non-perturbative matrix elements that enter the expansion. In order to determine these parameters, Heavy Quark Expansions (HQE) [120, 126, 127] express the semileptonic decay width Γ_{SL} , moments of the lepton energy and hadron mass spectra in $B \rightarrow X_c \ell \nu$ decays in terms of the running kinetic quark masses m_b^{kin} and m_c^{kin} as well as the b -quark mass $m_b^{1\text{S}}$ in the 1S expansion scheme. These schemes

should ultimately yield consistent results for $|V_{cb}|$. The precision of the b -quark mass is also important for $|V_{ub}|$.

The shape of the lepton spectrum and of the hadronic mass spectrum provide constraints on the heavy quark expansion, which allows for the calculation of the properties of $B \rightarrow X_c \ell \bar{\nu}$ transitions. So far, measurements of the hadronic mass distribution and the leptonic spectrum have been made by BaBar [128], Belle [129], CLEO [130, 131], DELPHI [132]. CDF [133] provides only the measurement of the hadronic mass spectrum with a lepton momentum cut of 0.6 GeV in the B rest frame.

The inclusive semileptonic width can be expressed as

$$\begin{aligned} \Gamma(\bar{B} \rightarrow X_c \ell \bar{\nu}) = & \frac{G_F^2 m_b^5 |V_{cb}|^2}{192\pi^3} (f(\rho) + k(\rho) \frac{\mu_\pi^2}{2m_b^2} + g(\rho) \frac{\mu_G^2}{2m_b^2} \\ & + d(\rho) \frac{\rho_D^3}{m_b^3} + l(\rho) \frac{\rho_{LS}^3}{m_b^3} + \mathcal{O}(m_b^{-4})), \end{aligned} \quad (61)$$

where $\rho = m_c^2/m_b^2$, and μ_π^2 , μ_G^2 , ρ_D and ρ_{LS} are non-perturbative matrix elements of local operators in HQET. To make use of equations such as Eq. 61, the values of the non-perturbative expansion parameters must be determined experimentally. Although some of these parameters are related to the mass splitting of pseudoscalar and vector meson states, most non-perturbative parameters are not so easily obtained. Measurements of the moments of different kinematic distributions in inclusive B -decays are used to gain access to these parameters. The first moment of a distribution is given by:

$$\langle M_1 \rangle = \int M_1(\vec{x}) d\vec{x} \frac{d\Gamma}{d\vec{x}}, \quad (62)$$

corresponding to the mean. Subsequent (central) moments are calculated around the first moment,

$$\langle M_n \rangle = \langle (\vec{x} - M_1)^n \rangle, \quad (63)$$

corresponding to a distribution's width, kurtosis and so on.

A $\bar{B} \rightarrow X_c \ell \bar{\nu}$ decay observable calculated with the OPE is a double expansion in terms of the strong coupling $\alpha_s(m_b)$ and the ratio Λ_{QCD}/m_b . Observables are typically calculated with the cuts used in the experimental determination for background suppression, and enhanced sensitivity such as the lepton energy cut. The spectral moments are defined as:

$$\begin{aligned} \langle E_\ell^n E_x^m (M_x^2)^l \rangle &= \frac{1}{\Gamma_0} \int_{\hat{E}_\ell^{\min}} dE_\ell \int dE_x \int dM_x \frac{d\Gamma}{dM_x dE_x dE_\ell} E_\ell^n E_x^m (M_x^2)^l \quad (64) \\ &= f_0[n, \hat{E}_\ell] + f_1[n, \hat{E}_\ell] \frac{\bar{\Lambda}}{m_b} \\ &\quad + \sum_{i=1}^2 f_{i+1}[n, \hat{E}_\ell] \frac{\lambda_i}{m_b^2} + \mathcal{O}\left(\alpha_s, \frac{\Lambda_{\text{QCD}}^3}{m_b^3}\right), \end{aligned}$$

where

$$\Gamma_0 = \frac{G_F^2 m_b^5 |V_{cb}|^2}{192\pi^3}. \quad (65)$$

The measurement of $|V_{cb}|$ from inclusive decays requires that these decays be adequately described by the OPE formalism. The motivation of the moment approach is to exploit the degree of experimental and theoretical understanding of each moment and for different \hat{E}_ℓ^{\min} , directly examining the dependence of the various coefficient functions f_i on these terms. The possibility of deviations from the OPE predictions due to quark hadron duality violations have been raised [134]. To compare the OPE predictions with data, one also has to define how uncertainties from $1/m_b^3$ corrections are estimated. These uncertainties are hard to quantify reliably, as the only information on the size of the matrix elements of the dimension six operators comes from dimensional analysis. The only method to check the reliability of $|V_{cb}|$ extraction from inclusive semileptonic decays is how well the OPE fits the data.

To compare with theoretical predictions, the moments are measured with a well defined cut on the lepton momentum in the B rest frame. The measured hadronic mass distribution and lepton energy spectrum are affected by a variety of experimental factors such as detector resolution, accessible phase space, radiative effects. It is particularly important to measure the largest fraction of the accessible phase space in order to reduce both theoretical and experimental uncertainties. Each experiment has focused on lowering the lepton energy cut.

The hadronic mass spectrum in $B \rightarrow X_c \ell \nu$ decays can be split into three contributions corresponding to D , D^* , and D^{**} , where D^{**} here stands for any neutral charmed state, resonant or not, other than D and D^* . Belle [129], BaBar [128] and CLEO [130] explored the moments of the hadronic mass spectrum M_X^2 as a function of the lepton momentum cuts. CLEO performs a fit for the contributions of signal and background to the full three-dimensional differential decay rate distribution as a function of the reconstructed quantities q^2 , M_X^2 , $\cos \theta_\ell$. Belle [135] and BaBar [128] use a sample where one of the B mesons, produced in pairs from $\Upsilon(4S)$ decays, is fully reconstructed and the signal side is tagged by a well identified lepton. The 4-momentum p_X of the hadronic system X , recoiling against the lepton and neutrino, is determined by summing the 4-momenta of the remaining charged tracks and unmatched clusters. Belle reconstructs the full hadronic mass spectrum and measures the first, second central and second non-central moments of the unfolded M_X^2 spectrum in $B \rightarrow X_c \ell \nu$, for lepton energy thresholds, E_{\min} , varying from 0.7 to 1.9 GeV [129]. BaBar extracts the moments from the measured distributions using a calibration curve derived from Monte Carlo data, with a minimum momentum for the electron in the B meson rest frame of 0.9 GeV. The latest BaBar analysis [129] measures the first, second central and second non-central moments of the M_X^2 spectrum for E_{\min} from 0.9 to 1.9 GeV. The main systematic errors originate from background estimation, unfolding and signal model dependence.

DELPHI follows a different approach in extracting the moments, measuring the invariant mass distribution of the D^{**} component only and fixing the D and D^* components. DELPHI measures the first moment with respect to the spin averaged mass of D and D^* . At LEP b -quarks were created with an energy of approximately 30 GeV allowing the measurement of the hadronic mass moments without a cut on the lepton energy [132].

The shape of the lepton spectrum provides further constraints on the OPE. These measurements are sensitive to higher order OPE parameters and are considerably more precise experimentally. Moments of the lepton momentum with a cut $p_\ell \geq 1.0$ GeV/c have been measured by the CLEO collaboration [136]. BaBar [128] extract up to the third moment of this distribution, using a low momentum cut of $p_\ell \geq 0.6$ GeV/c. Both BaBar and CLEO use dilepton samples. The most recent measurement of the electron energy spectrum is from Belle [135]. Events are selected by fully reconstructing one of the B mesons, produced in pairs from $\Upsilon(4S)$ decays and it determines the true electron energy spectrum by unfolding [137] the measured spectrum in the B meson rest frame. Belle measures B^0 and B^+ weighted average partial branching fractions $\mathcal{B}(B \rightarrow X_c \ell \nu)_{E_\ell > E_{\min}}$ and the first four moments of the electron energy spectrum in $B \rightarrow X_c e \nu$, for E_{\min} from 0.4 to 2.0 GeV [138]. All the lepton moment measurements are consistent with theory and with the moment of the hadronic and $b \rightarrow s \gamma$ photon energy spectrum. Hadronic and lepton energy measurements are consistent within their errors. When compared with theory there is no sign of inconsistencies. The B-factories provide the most precise HQE parameter estimates.

3.3.1 HQE Parameters

Using the moment measurements described above, it is possible to determine the CKM matrix element $|V_{cb}|$ and HQE parameters by performing global fits in the kinetic and 1S b -quark mass schemes [139]. The photon energy moments in $B \rightarrow X_s \gamma$ decays [140] are also included in order to constrain the b -quark mass more precisely. Measurements that are not matched by theoretical predictions and those with high cutoff energies are excluded (i.e. semileptonic moments with $E_{\min} > 1.5$ GeV and photon energy moments with $E_{\min} > 2$ GeV). The results are preliminary.

The inclusive spectral moments of $B \rightarrow X_c \ell \nu$ decays have been derived in the 1S scheme up to $\mathcal{O}(1/m_b^3)$ [120]. The theoretical expressions for the truncated moments are given in terms of HQE parameters with coefficients determined by theory, as functions of E_{\min} . The non-perturbative corrections are parametrized in terms of the following non-perturbative parameters: Λ at $\mathcal{O}(m_b)$, λ_1 and λ_2 at $\mathcal{O}(1/m_b^2)$, and $\tau_1, \tau_2, \tau_3, \tau_4, \rho_1$ and ρ_2 at $\mathcal{O}(1/m_b^3)$. In Table 6 one finds the following results for the fit parameters [139]. The first error is from the

Table 6: Experimental results using corrections to the common inputs and world averages for the 1S scheme.

	$ V_{cb} (\times 10^{-3})$	$m_b^{1S} \text{ (GeV)}$	$\lambda_1 \text{ (GeV}^2\text{)}$	$\chi^2/\text{n.d.f.}$
$X_c \ell \nu + X_s \gamma$	$41.81 \pm 0.34_{\text{fit}} \pm 0.08_{\tau_B}$	4.700 ± 0.030	-0.315 ± 0.026	24.7/56
$X_c \ell \nu$	$42.03 \pm 0.42_{\text{fit}} \pm 0.08_{\tau_B}$	4.656 ± 0.060	-0.343 ± 0.046	19.0/45

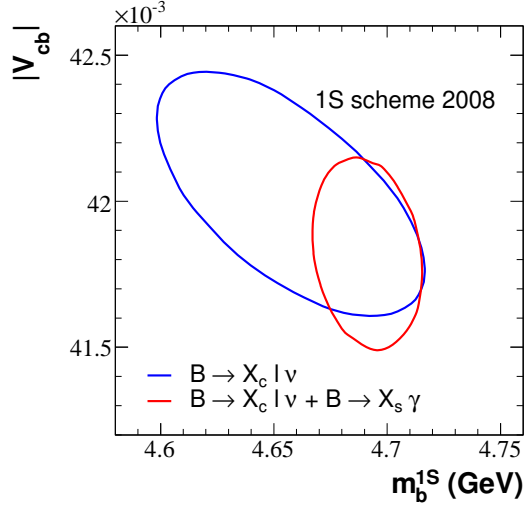


Figure 24: Fit results for $|V_{cb}|$ and m_b^{1S} to $B \rightarrow X_c \ell \nu$ data only (larger blue ellipse) and $B \rightarrow X_c \ell \nu$ and $B \rightarrow X_s \gamma$ data combined (smaller red ellipse) for the 1S scheme. The ellipses are for $\Delta\chi^2 = 1$ [141].

fit including experimental and theory errors, and the second error (on $|V_{cb}|$ only) is due to the uncertainty on the average B lifetime. If the same fit is performed to all measured moments of inclusive distributions in $B \rightarrow X_c \ell \nu$ and $B \rightarrow s \gamma$ decays, the $|V_{cb}|$ and m_b values obtained are in Table 6. The fit results for $|V_{cb}|$ and m_b^{1S} to $B \rightarrow X_c \ell \nu$ data only and $B \rightarrow X_c \ell \nu$ and $B \rightarrow X_s \gamma$ data combined are displayed in Fig. 24.

Spectral moments of $B \rightarrow X_c \ell \nu$ decays have been derived up to $\mathcal{O}(1/m_b^3)$ in the kinetic scheme [126]. The theoretical expressions used in the fit contain improved calculations of the perturbative corrections to the lepton energy moments [84] and account for the E_{\min} dependence of the perturbative corrections to the hadronic mass moments [142]. For the $B \rightarrow X_s \gamma$ moments, the (biased) OPE prediction and the bias correction have been calculated [127]. All these expressions depend on the b - and c -quark masses $m_b(\mu)$ and $m_c(\mu)$, the non-perturbative parameters, defined at the scale $\mu = 1 \text{ GeV}$: $\mu_\pi^2(\mu)$ and $\mu_G^2(\mu)$ ($\mathcal{O}(1/m_b^2)$), $\tilde{\rho}_D^3(\mu)$ and $\rho_{LS}^3(\mu)$ ($\mathcal{O}(1/m_b^3)$), and α_s . The CKM element $|V_{cb}|$ is a free parameter in the fit,

Table 7: Experimental results using corrections to the common inputs and world averages for the kinetic scheme. The first error is from the fit (experimental error, non-perturbative and bias corrections), and the second error is a 1.5% uncertainty from the theoretical expression for the semileptonic width [123].

	$ V_{cb} (\times 10^{-3})$	m_b (GeV)	$\mu_\pi^2(\text{GeV}^2)$	$\chi^2/\text{n.d.f.}$
$X_c\ell\nu + X_s\gamma$	$41.67 \pm 0.47_{fit} \pm 0.08_{\tau_B} \pm 0.58_{th}$	4.601 ± 0.034	0.440 ± 0.040	29.7/57
$X_c\ell\nu + X_s\gamma^\dagger$	$40.85 \pm 0.68_{fit} \pm 0.08_{\tau_B} \pm 0.57_{th}$	4.605 ± 0.031	0.312 ± 0.060	54.2/46
$X_c\ell\nu$	$41.48 \pm 0.47_{fit} \pm 0.08_{\tau_B} \pm 0.58_{th}$	4.659 ± 0.049	0.428 ± 0.044	24.1/46

\dagger - New theoretical correlations are applied [143].

related to the semileptonic width $\Gamma(B \rightarrow X_c\ell\nu)$ [123]. The fit results for various inputs and correlations are shown in Table 7 .

All the measured moments of inclusive distributions in $B \rightarrow X_c\ell\nu$ and $B \rightarrow s\gamma$ decays are used in a fit to extract $|V_{cb}|$ and the b and c quark masses. The $|V_{cb}|$ and m_b values obtained are listed in the Table 7. The default fit also gives $m_c = 1.16 \pm 0.05$ GeV, and $\mu_G^2 = 0.27 \pm 0.04$ GeV². The errors are experimental and theoretical (HQE and Γ_{SL}) respectively. In this fit the following variations were considered when in the extraction of the HQ parameters, ± 20 MeV for the b and c quark masses, $\pm 20\%$ for μ_π^2 and μ_G^2 , $\pm 30\%$ for the 3^{rd} order non perturbative terms and $\alpha_2 = 0.22 \pm 0.04$ for the perturbative corrections. The bias corrections uncertainties for $B \rightarrow s\gamma$ were varied by the full amount of their value.

There are open issues relating to the global fits. First of all, the $\chi^2/\text{n.d.f.}$ are very small, pointing to an underestimate in the theoretical correlations. In a recent study [143], the theoretical correlations used in the fit were scrutinized, and new correlation coefficients were derived from the theory expressions using a “toy Monte Carlo” approach, showing that the theoretical correlations were largely underestimated. The result of this new fit is shown in Table 7. The second issue is related the size of the theoretical error. Recently the NNLO full two-loop calculations become available [144]. In the Kinetic scheme NNLO calculations include an estimate of the non-BLM terms and lead to a roughly 0.6 % reduction of the $|V_{cb}|$ value -0.25×10^{-3} . In the 1S scheme the shift on $|V_{cb}|$ is of about -0.14×10^{-3} [145]. From the new power corrections at NLO we expect the chromo-magnetic corrections to be more important as the tree level corrections are more important, and a change of about 20-30% in the extracted value of μ_π^2 in the pole expansion (may be less with the other schemes) [146]. HQE has been carried out up to $1/m_b^4$ and the effects are expected to be of the order $\delta^{(4)}\Gamma/\Gamma \approx 0.25\%$ [147]. All these newly calculated results can be used to scrutinize the earlier error estimates. In the kinetic scheme, the full NNLO value for $A_{pert} = 0.919$, which is in good agreement with $A_{pert} = \Gamma(B \rightarrow X_c\ell\nu)/\Gamma(B \rightarrow X_c\ell\nu)_{tree} = 0.908 \pm 0.009$. In the 1S scheme the estimated

uncertainty from the non-BLM two-loop is half of the BLM part, equivalent to 1.5% of the tree-level rate, more than 3 times the actual correction. The new results are not implemented in the global fits as they are available mainly in the pole-mass scheme.

3.4 Outlook

The error on the inclusive and exclusive determination of V_{cb} is limited by theory. The two method have a 2σ disagreement, even when results in the same experiment are compared.

For exclusive determinations, the experimental determinations in $B \rightarrow D^* \ell \nu$ from different experiments are not in agreement. Improving the statistical error for the determination from $B \rightarrow D \ell \nu$ will help in elucidating the origin of this discrepancy.

In the inclusive method, errors of less than 2% are quoted. However, the latest theoretical results and the introduction of better correlation between theoretical error show shifts in the central value larger than the quoted fit error. The situation needs to be reevaluated when all the new calculations and corrections are implemented in the fit. Another puzzling result of the global fit to $B \rightarrow X_c \ell \nu$ moments only is the value of m_b^{kin} , which seems to be in disagreement with other determinations, such as the ones in Table 2.⁶

4 The CKM parameter $|V_{ub}|$

The parameter $|V_{ub}|$ determines one of the sides of the unitarity triangle, and thus affects one of the crucial tests of the Yukawa sector of the Standard Model. Also in this case, there are two general methods to determine this parameter, using B meson semileptonic decays. The first approach relies on the determination of branching fractions and form factor determinations of exclusive semileptonic decays, such as $B \rightarrow \pi \ell \bar{\nu}_\ell$. The relationship between experimental measurements and $|V_{ub}|$ requires a theoretical prediction of the hadronic form factors governing these decays. The complementary approach relies on measurements of inclusive properties of B meson semileptonic decays. In this case, the hadronic matrix element is evaluated in the context of the OPE.

Both methods pose challenges to both experimenters and theorists. The branching fractions are small, and a substantial background induced by the dominant $b \rightarrow c \ell \bar{\nu}_\ell$ needs to be suppressed or accounted for. The large data samples accumulated at the two b-factories, Belle

⁶For a detailed comparison between m_b^{kin} and different mass determinations see A. Hoang, talk at Joint Workshop on $|V_{ub}|$ and $|V_{cb}|$ at the B-Factories Heidelberg, December 14-16, 2007.

and BaBar, have made possible the development of new experimental techniques that have reduced the experimental errors substantially. In parallel, theorists devoted considerable efforts to devise measurable quantities for which reliable predictions could be produced, and to improve the accuracy of the predictions through refinements in the calculation. Although the precision of the stated errors improved, so did the difference in central values between the inclusive and exclusive estimates of $|V_{ub}|$, at least in most determinations. Possible interpretations of this discrepancy will be discussed.

4.1 Determinations Based on Exclusive B Semileptonic Decays

The decay $B \rightarrow \pi \ell \bar{\nu}_\ell$ is the simplest to interpret, as it is affected by a single form factor. The differential decay width is given by

$$\frac{d\Gamma}{dq^2} = \frac{G_F^2 |V_{ub}|^2}{192\pi^3 m_B^3} \lambda(q^2)^{3/2} |f_+(q^2)|^2 \quad (66)$$

where G_F is the Fermi constant, $\lambda(q^2) = (q^2 + m_B^2 - m_\pi^2)^2 - 4m_B^2 m_\pi^2$, and $f_+(q^2)$ is the relevant form factor.

The first experimental challenge is to reconstruct this exclusive channel without significant background from the dominant charm semileptonic decays, and the additional background component from other $b \rightarrow u \ell \bar{\nu}$ transitions. The advantage of e^+e^- B-factories is that the B decaying semileptonically originates from the decay $e^+e^- \rightarrow B\bar{B}$. Thus, if the companion B is fully reconstructed, the $\bar{\nu}_\ell$ 4-momentum can be inferred from the rest of the event.

CLEO pioneered this approach by reconstructing the ν from the missing energy ($E_{miss} \equiv 2E_B - \sum_i E_i$), and momentum ($\vec{p}_{miss} \equiv \sum_i \vec{p}_i$) in the event; in these definitions the index i runs over the well reconstructed tracks and photons, and cuts are applied to enhance the probability that the only missing particle in the event is the $\bar{\nu}$. This approach allows the application of a low momentum cut of 1.5 GeV on the lepton for $B \rightarrow \pi \ell \bar{\nu}_\ell$ and 2 GeV for $B \rightarrow \rho \ell \bar{\nu}_\ell$. Averaging the results from these two exclusive channels, they obtain $|V_{ub}| = (3.3 \pm 0.2^{+0.3}_{-0.4} \pm 0.7) \times 10^{-3}$. Using their relatively modest full data set (16 fb $^{-1}$) at the center-of-mass energy of the $\Upsilon(4S)$ and considering only the $B \rightarrow \pi \ell \bar{\nu}_\ell$ channel, they get the branching fraction $\mathcal{B}(B \rightarrow \pi^+ \ell \bar{\nu}_\ell) = (1.37 \pm 0.15 \pm 0.11) \times 10^{-4}$, and $|V_{ub}| = (3.6 \pm 0.4 \pm 0.2^{+0.6}_{-0.4}) \times 10^{-3}$ [148].

BaBar [149] uses a sample of 206 fb $^{-1}$ to obtain $\mathcal{B}(B \rightarrow \pi^+ \ell \bar{\nu}_\ell) = (1.46 \pm 0.07 \pm 0.08) \times 10^{-4}$. Recently, the availability of very large data sets at Belle and BaBar have made possible tagged analyses, where semileptonic decays are studied in samples where the other B is fully

reconstructed, thus defining the event kinematics even more precisely. The first implementation relies on the the partial reconstruction of exclusive $B \rightarrow D^{(*)}\ell^+\nu_\ell$ decay to tag the presence of a $B\bar{B}$ event [150, 151].

Belle uses fully reconstructed hadronic tags, achieving the best kinematic constraints and thus the highest background suppression capabilities and the most precise determination of q^2 . Branching fractions obtained with this technique have a bigger statistical error because of the penalty introduced by the tag requirement, but the overall error is already comparable with the other methods. Table 8 summarizes the present status of the experimental information on this decay. Both the total branching fraction for $B \rightarrow \pi\ell\bar{\nu}_\ell$ and the partial branching fraction for $q^2 \geq 16 \text{ GeV}^2$ are shown. The latter partial branching fraction is useful to extract $|V_{ub}|$ using unquenched lattice calculations, as this is the only q^2 interval where their calculation is reliable.

Table 8: Partial and total branching fractions, in units of 10^{-4} , for the decay $B \rightarrow \pi\ell^+\nu_\ell$. Whenever possible, B^0 and B^+ data are combined.

Experiment	total	$q^2 > 16 \text{ GeV}^2$	Method
CLEO [148]	$1.37 \pm 0.15 \pm 0.11$	$0.41 \pm 0.08 \pm 0.04$	Untagged Analysis
BaBar [149]	$1.46 \pm 0.07 \pm 0.08$	$0.38 \pm 0.04 \pm 0.04$	Untagged Analysis
Belle [150]	$1.38 \pm 0.19 \pm 0.14 \pm 0.03$	$0.36 \pm 0.10 \pm 0.04 \pm 0.01$	$B \rightarrow D^{(*)}\ell\nu$ Tag
Belle [†] [152]	$1.49 \pm 0.26 \pm 0.06$	$0.31 \pm 0.12 \pm 0.01$	$B^0 \rightarrow \pi^-\ell^+\nu_\ell$ (hadron tags)
Belle [†] [152]	$1.53 \pm 0.20 \pm 0.06$	$0.39 \pm 0.12 \pm 0.02$	Combined B^0 and B^+ tags
BaBar [151]	$1.33 \pm 0.17 \pm 0.11$	$0.46 \pm 0.10 \pm 0.06$	Combined B^0 and B^+ tags
combined [99]	$1.34 \pm 0.06 \pm 0.05$	$0.37 \pm 0.03 \pm 0.02$	HFAG ICHEP08

[†] - Preliminary results.

In order to interpret these results, we need theoretical predictions for the form factor $f_+(q^2)$. This problem can be split into two parts: the determination of the form factor normalization, $f_+(0)$, and the functional form of the q^2 dependence. Form factor predictions have been produced with quark models [153] and QCD sum rule calculations [154]. Lattice calculations provide evaluations of $f_+(q^2)$ at specific values of q^2 or, equivalently, pion momenta (p_π). Authors then fit these data points with a variety of shapes. Typically a dominant pole shape has been used in the literature. Nowadays more complex functional forms are preferred. Becirevic and Kaidalov (BK) [155] suggest using

$$f_+(q^2)|_{BK} = \frac{c_B(1 - \alpha)}{(1 - q^2/M_{B^*}^2)(1 - \alpha q^2/M_{B^*}^2)}, \quad (67)$$

where $c_B M_{B^*}^2$ is the residue of the form factor at $q^2 = M_{B^*}^2$, and $M_{B^*}^2/\alpha$ is the squared mass of an effective 1^- $B^{*'}$ excited state. Ball and Zwicky [154] propose

$$f_+(q^2)|_{BZ} = \frac{r_1}{1 - q^2/M_{B^*}^2} + \frac{r_2}{1 - \alpha q^2/M_{B^*}^2}, \quad (68)$$

where the parameters r_1 , r_2 , and α are fitted from available data. Lastly, parameterizations that allow the application of constraints derived from soft-collinear effective theory (SCET), and dispersion relations have been proposed by Boyd, Grinstein, and Lebedev [92], and later pursued also by Hill [156]. They define

$$f_+(t) = \frac{1}{P(t)\Phi(t, t_0)} \Sigma_0^\infty a_k(t_0) z(t, t_0)^k \quad (69)$$

where t is $(p_B - p_\pi)^2$, defined beyond the physical region, $t_\pm = (m_B \pm m_\pi)^2$, and t_0 is an expansion point. BGD use $t_0 = 0.65t_-$. The parameter α_K allows the modeling of different functional forms, and the variable

$$z(t, t_0) = \frac{\sqrt{t_+ - t} - \sqrt{t_+ - t_0}}{\sqrt{t_+ - t} + \sqrt{t_+ - t_0}} \quad (70)$$

maps $t_+ < t < \infty$ onto $|z| = 1$ and $-\infty < t < t_+$ onto the z interval $[-1, 1]$.

All are refinements of the old ansatz of a simple pole shape, now rarely used. The first lattice calculations were carried out with the quenched approximation that ignores vacuum polarization effects [157, 158]. In 2004, preliminary unquenched results were presented by the Fermilab/MILC [159] and HPQCD [160] collaborations. These calculations employed the MILC collaboration $N_f = 2 + 1$ unquenched configurations, which attain the most realistic values of the quark masses so far. Using these calculations and the most recent value of the partial branching fraction $\mathcal{B}(B \rightarrow \pi \ell \nu)$ for $q^2 > 16 \text{ GeV}^2$, shown in Table 8, we obtain $|V_{ub}| = (3.51 \pm 0.096_{exp} \pm 0.49_{th}) \times 10^{-3}$ with the HPQCD normalization, and $|V_{ub}| = (3.70 \pm 0.10_{exp} \pm 0.37_{th}) \times 10^{-3}$ with the Fermilab/MILC normalization. Fits to experimental data, combining lattice predictions, and dispersion relations reduce the theoretical errors. For example, [161] obtains $|V_{ub}| = (3.5 \pm 0.17 \pm 0.44) \times 10^{-3}$, and, more recently, [162] obtains $|V_{ub}| = (3.47 \pm 0.29) \times 10^{-3}$. The most recent lattice calculation [163] performs a simultaneous fit of improved lattice numerical Monte Carlo results and the 12-bin BaBar experimental data on $|V_{ub}|f_+(q^2)$ [164] and derives $|V_{ub}| = (3.38 \pm 0.35) \times 10^{-3}$. The $\sim 10\%$ error includes theoretical and experimental errors, not easily separable.

4.2 Determinations Based on Inclusive B Semileptonic Decays

Inclusive determinations of $|V_{ub}|$ rely on the heavy quark expansion (HQE), which combines perturbative QCD with an expansion in terms of $1/m_b$, which accounts for non-perturbative effects. Although the possible breaking of the assumption of local quark hadron duality may produce unquantified errors, other non-perturbative uncertainties can be evaluated with systematic improvements, and their uncertainties are easier to assess than the ones of

unquenched lattice QCD or QCD sum-rules. This statement applies to the total charmless semileptonic width Γ_u^{SL} . In the OPE approach, discussed in the $|V_{cb}|$ section, the observation by Chay, Georgi and Grinstein that there are no non-perturbative corrections of order Λ_{QCD}/m_b [93] has inspired the hope that this approach would lead to a more precise determination of this important parameter. Before discussing the methods used to relate data with theory, it is useful to observe one of the possible expressions available in the literature for the total semileptonic width [165], including an exact two-loop expression for the perturbative expansion and second-order power corrections. They obtain

$$\begin{aligned} \Gamma_u = & \frac{G_F^2 |V_{ub}|^2 m_b^5}{192\pi^3} \left\{ 1 + \alpha_S(\mu) \left[-0.768 + 2.122 \frac{\mu_\star}{m_b} \right] \right. \\ & + \alpha_S^2(\mu) \left[-2.158 + 1.019 \ln \frac{m_b}{\mu} + (1.249 + 2.184 \ln \frac{\mu}{\mu_\star} + 0.386 \frac{\mu_\pi^2}{\mu_\star^2} \mu_\star/m_b) + 0.811 \frac{\mu_\star^2}{m_b^2} \right] \\ & \left. - \frac{3(\mu_\pi^2 - \lambda_2)}{m_b^2} + \dots \right\} \end{aligned} \quad (71)$$

where $\mu \sim m_b$ is the scale at which α_S needs to be evaluated, while the scale μ_\star applies to the non-perturbative expansion parameters, namely the b quark mass m_b , the chromo-magnetic operator, λ_2 , and the kinetic operator, μ_π . It is clear that, even restricting our attention to the total width, a precise knowledge of the b quark mass is critical, and considerable theoretical effort has been devoted to a reliable extraction of this parameter from experimental observables. Other uncertainties, such as the effects of weak annihilation or violations of quark-hadron duality, will be discussed later.

Charmless B meson semileptonic decays constitute only about 1% of the total semileptonic width. Thus the big challenge for experimentalists is to identify techniques to suppress this large background. For example, the first evidence for B meson charmless semileptonic decays came from the study of the end point of the lepton spectrum, where leptons from $b \rightarrow c \ell \nu$ processes are forbidden due to the larger mass of the hadronic system formed by the c quark [166]. While this was very important first evidence that $|V_{ub}| \neq 0$, very quickly several authors pointed out that this region of phase space is ill suited to a precise determination of $|V_{ub}|$ because near the end point the OPE does not converge and an infinite series of contributions needs to be taken into account [167–169]. Thus, a large effort has gone into developing experimental techniques that would feature a low lepton energy E_ℓ cut and an acceptable signal to background ratio. Table 9 summarizes the present status of the $|V_{ub}|$ determination with this approach.

Next a whole host of papers proposed alternative “model independent” approaches to measure $|V_{ub}|$ from inclusive decays [165, 173, 174], with the common goal of identifying a region of phase space where experimentalists can suppress the $b \rightarrow c$ background, and where the OPE

Table 9: Summary of the experimental $|V_{ub}|$ determinations using the lepton endpoint; $|V_{ub}|$ is extracted with the “shape function” method [165].

Experiment	Lepton energy range	\mathcal{L}_{int} (fb $^{-1}$)		$\Delta\mathcal{B}(X_u\ell\bar{\nu}_\ell)$ ($\times 10^4$)	$ V_{ub} $ ($\times 10^3$)
		$\Upsilon(4S)$	cont.		
CLEO [170]	2.6 GeV $> E_\ell >$ 2.1 GeV	9.1	4.3	$3.28 \pm 0.23 \pm 0.75$	$3.94 \pm 0.46^{+0.37}_{-0.33}$
Belle [171]	2.6 GeV $> E_\ell >$ 1.9 GeV	27	8.8	$5.72 \pm 0.41 \pm 0.65$	$4.74 \pm 0.44^{+0.35}_{-0.30}$
BaBar [172]	2.6 GeV $> E_\ell >$ 2.0 GeV	80	9.5	$5.72 \pm 0.41 \pm 0.65$	$4.29 \pm 0.24^{+0.35}_{-0.30}$

works. The first proposal by Bigi, Dikeman, and Uraltsev proposed considering semileptonic events where $M_X \leq 1.5$ GeV [173]. However, Bauer, Ligeti, and Luke pointed out [175] that the kinematic limit $m_X^2 \sim m_D^2$ has the same properties of the lepton end point, and spoils the convergence of the OPE; the same authors proposed using $d\Gamma/dq^2$ up to $q^2 = m_D^2$ and argue that this distribution is better behaved in the kinematic region of interest. This is the theoretical foundation of the so called “improved end point” method, which encompasses the simultaneous study of E_ℓ and q^2 . BaBar [176] used this technique, inferring the ν 4-momentum from the missing momentum (\vec{p}_{miss}) in the event. Their results give $|V_{ub}|$ central values between $(3.88\text{--}4.93)\times 10^{-3}$, depending on the explicit model and with total errors of $\approx 10\%$ on each value.

An alternative approach [165], incorporates hadronic structure functions to model the region of large hadronic energy and small invariant mass, not well modeled by the OPE, and applies the OPE to the kinematic region where the hadronic kinematic variables scale with M_B , and smoothly interpolates between them. This approach is commonly referred to as “shape function” method, and uses the γ spectrum in inclusive $B \rightarrow X_S \gamma$ to reduce the theoretical uncertainties. It combines the experimental data on high momentum leptons from B decays with the constraints from inclusive radiative decays, to produce a precise value of $|V_{ub}|$ inclusive.

The study of charmless inclusive semileptonic decays benefits from the use of hadronic tags. Belle used the information of the tag momentum to boost the electron into the B meson rest frame and to select a sample of high purity. They then reconstruct the ν energy and momentum from the measured 4-momentum vectors of the $\Upsilon(4S)$, B tag, lepton, and the additional tracks not used to form the tag or the lepton. They then evaluate the invariant mass M_X and the quantity $P^+ = |E_X - \vec{P}_X|$, where $\vec{P}_X = \vec{P}_{beam} - \vec{p}_{tag} - \vec{p}_\ell - \vec{p}_\nu$. Both M_X and P^+ are smaller for $b \rightarrow u$ transitions. They define different signal region for $p_\ell > 1$ GeV: $P_+ < 0.66$ GeV/c, $M_X < 1.7$ GeV/c 2 , and $M_X < 1.7$ GeV/c 2 combined with $q^2 > 8$ GeV 2 /c 2 . They evaluate the partial branching fractions in each of them, and extract $|V_{ub}|$ directly from

the partial branching fractions, normalized by corresponding theoretical scale factors $R(\Delta\Phi)$, evaluated with the shape function method [177]. The authors observe that different kinematic cuts give different values of $|V_{ub}|$ and speculate that this may be due to additional theoretical uncertainties not completely accounted for. Recently, BaBar has also used the same technique in slightly different kinematic regions: $P_+ < 0.66$ GeV/c, $M_X < 1.55$ GeV/c², and $M_X < 1.7$ GeV/c² combined with $q^2 > 8$ GeV²/c². They use both the shape function method [177] and the dressed gluon exponentiation method [178]. The results obtained with this approach are summarized in Table 10.

Table 10: Inclusive $|V_{ub}|$ determinations with tagged samples.

Experiment	$\mathcal{L}_{int}(\text{fb}^{-1})$		$ V_{ub} \times 10^3$
	$\Upsilon(4S)$	cont.	
Belle [171]	253	18	$4.09 \pm 0.44^{+0.35}_{-0.30}$
BaBar [172]	347.4		$4.21 \pm 0.20^{+0.32}_{-0.27}$

In order to provide predictions that are most suited to different experimental cuts, theorists have made available the triple differential width $\frac{d^3\Gamma}{dE_\ell dq^2 dq_0}$ given by

$$\frac{G_F^2 |V_{ub}|^2}{8\pi^3} \{q^2 W_1 - [2E_\ell^2 - 2q_0 E_\ell + \frac{q^2}{2}] W_2 + q^2 (2E_\ell - q_0) W_3\} \times \theta(q_0 - E_\ell) \frac{q^2}{4E_\ell} \theta(E_\ell) \theta(q^2) \theta(q_0 - \sqrt{q^2}), \quad (72)$$

where q_0 is the energy of the lepton- ν pair and E_ℓ is the energy of the charged lepton in the B meson rest frame, and W_{1-3} are the three structure functions relevant if we assume massless leptons. Reference [179] computes the functions $W_i(q_0, q^2)$ as a convolution at fixed q^2 between non-perturbative distributions $F_i(K_+, q^2; \mu)$ and the perturbative functions $W_i^{pert}(q_0, q^2)$

$$W_i(q_0, q^2) = \int dk_+ F_i(k_+, q^2; \mu) W_i^{pert}\left(q_0 - \frac{k_+}{2} \left(1 - \frac{q^2}{m_b M_B}\right), q^2; m_b\right). \quad (73)$$

Perturbative corrections to the structure functions W_{1-3} are now known up to order $\mathcal{O}(\alpha_s^2 \beta_0)$ [180] and power corrections are included through $\mathcal{O}(m_b^2)$. The separation between perturbative and non-perturbative physics is set by a cut-off scale $\mu = 1$ GeV, in the “kinetic scheme” [142], which takes input parameters from fits to the $b \rightarrow c$ moments. Alternative choices of kinematical variable have been used, for example, in the SCET approach, the variables $P^+ \equiv |E_X - \vec{P}_X|$ and $P^- \equiv |E_X + \vec{P}_X|$ are used. In particular, the “shape function” method [165] provides theoretical expression for the triple differential $d^3\Gamma/dE_\ell dP^+ dP^-$ and relates it to moments of the shape function extracted from $B \rightarrow X_S \gamma$. Finally, the approach originally proposed by Gardi [181] uses resummed perturbation theory in momentum space to provide a perturbative calculation of the on-shell decay spectrum in the entire phase space.

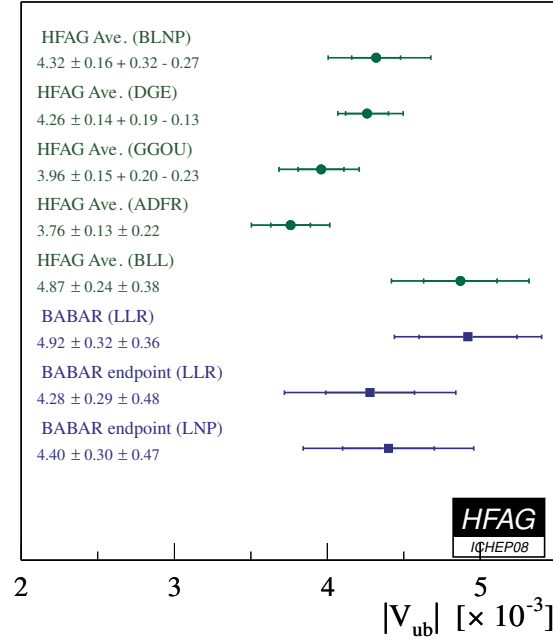


Figure 25: Summary of Inclusive $|V_{ub}|$ determinations.

The method used, dressed gluon exponentiation, is a general resummation formalism for inclusive distributions near a kinematic threshold. Finally, another model based on soft-gluon resummation and an analytical time-like QCD coupling has been proposed [182]. Clearly a lot of work has gone into bringing to fruition the original promise that the inclusive $|V_{ub}|$ determination is a more precise method to determine this important CKM parameter. However, Figure 25 shows that different methods provide central values of $|V_{ub}|$ that often differ beyond the stated errors. Moreover, these estimates are generally significantly higher than the value of $|V_{ub}|$ extracted from $B \rightarrow \pi \ell \bar{\nu}_\ell$ and the one that is obtained from global unitarity triangle fits.

An effect that can influence the inclusive $|V_{ub}|$ is the contribution due to topologies where the incoming $b\bar{q}$ pair annihilates into a W boson, with a concomitant soft gluon emission. These contributions are known as “weak annihilation” and they appear as a delta function at the endpoint of the lepton spectrum. This effect introduces a difference between B^0 and B^+ semileptonic decays.

A first attempt to quantify the annihilation effect was performed by CLEO [183], studying the high q^2 contributions to charmless semileptonic decays. They used inclusive data on a sample including both charged and neutral B mesons. They used a variety of models to set the limit on the fractional contribution of annihilation diagrams, $\Gamma_{WA}/\Gamma_{b \rightarrow u} < 7.4\%$ at 90 % confidence

level. BaBar has presented a measurement of $\mathcal{B}(B^0 \rightarrow X_u \ell \bar{\nu}_\ell)$ at the end point region which, combined with previous inclusive measurement, sets the limit

$$\Gamma_{WA}/\Gamma_{b \rightarrow u} < \frac{3.8\%}{f_{WA}(2.3 - 2.6)} \quad (74)$$

at 90 % confidence level, where $f_{WA}(2.3 - 2.6)$ represents the fraction of weak annihilation rate contributing in the momentum interval Δp_ℓ comprised between 2.3 and 2.6 GeV used in this analysis, believed to be close to unity.

Finally, Voloshin [184] has suggested that the difference in semileptonic widths of the D^0 and D_s mesons can assess non-factorizable terms through the relationship

$$\frac{(\Gamma_{sl}(D^0) - \Gamma_{sl}(D_s))}{\Gamma_0(c \rightarrow s\ell\nu)} = 3.4 \left(\frac{f_D}{0.22 \text{ GeV}} \right)^2 (B_1^{ns} - B_2^{ns}), \quad (75)$$

where $\Gamma_0(c \rightarrow s\ell\nu)$ is the bare parton semileptonic rate $c \rightarrow s\ell\nu$, f_D is the D decay constant, and $B_1^{ns} - B_2^{ns}$ is the non-factorizable term that affects charmless semileptonic decays as well. Using this formula with the CLEO-c results for inclusive D^0 semileptonic decay [185], the sum of D_s exclusive semileptonic decays [186], and $m_c(m_c) = 1.268 \text{ GeV}$ [187], we obtain an estimate of non-factorizable effects equal to $(9 \pm 5)\%$. Note that annihilation effect induced uncertainties are estimated to contribute 1.6% in the BLNP approach, 1.5% in the DGE approach, and $(+0.0, -3.1)\%$ in the GGOU approach.

In summary, the values of $|V_{ub}|$ extracted with the inclusive method have quoted errors between 5.5% and 10%, with central values that change well outside these uncertainties and are all considerably larger than the $|V_{ub}|$ value obtained from the exclusive branching fraction $\mathcal{B}(B \rightarrow \pi \ell \nu)$.

5 Rare B Decays

In general, we define as “rare” B decays processes that are suppressed at tree level. They are interesting because they are typically mediated by loop diagrams which may be characterized by a matrix element whose strength is comparable to components with similar Feynman diagrams, where new particles appear in loops. Thus evidence for new physics may appear either through enhancements in branching fractions relative to the Standard Model expectation, or through interference effects.

Table 11: Summary of recent theoretical evaluations of the decay constant f_B .

Method	f_B (MeV)
HPQCD (unquenched) [188]	$216 \pm 9 \pm 19 \pm 4 \pm 6$
LQCD (chiral extrapolation) [189]	$209.4 \pm 9.7 \pm 1.0$
FNAL-MILC-HPQCD [190]	$197 \pm 6 \pm 12$

Table 12: Summary of experimental determinations of $\mathcal{B}(B \rightarrow \tau\nu)$.

Experiment	Method	$\mathcal{B}(B \rightarrow \tau\nu) \times 10^4$
Belle [191]	Hadronic tag sample	$1.79^{+0.56+0.46}_{-0.49-0.51}$
Belle [192]	Semileptonic tag sample	$1.65^{+0.38+0.35}_{-0.37-0.37}$
BaBar [193]	Hadronic tag sample	$1.8^{+0.9}_{-0.8} \pm 0.4 \pm 0.2$
BaBar [194]	Semileptonic tag sample	$1.8 \pm 0.8 \pm 0.1$
Average		1.73 ± 0.35

5.1 $B \rightarrow \tau\nu$

The decay $B \rightarrow \tau\nu$ is affected by two quantities of great interest, the quark mixing parameter $|V_{ub}|$ and the pseudoscalar decay constant f_B . In fact, the leptonic branching fraction is given by

$$\mathcal{B}(B^+ \rightarrow \tau^+\nu) = \frac{G_F^2 m_B m_\tau^2}{8\pi} \left(1 - \frac{m_\tau^2}{m_B^2}\right)^2 f_B^2 |V_{ub}|^2 \tau_B, \quad (76)$$

where m_τ is the mass of the τ lepton, and τ_B is the charged B lifetime. Theoretical predictions for f_B are summarized in Table 11. The most recent value exploits the full machinery of unquenched Lattice QCD, and has a precision of 7%.

Belle performed the first measurement of the branching fraction $\mathcal{B}(B^+ \rightarrow \tau^+\nu)$ using a tagged sample of fully reconstructed B decays [191]. They later used a tagged sample of semileptonic decays [192]. BaBar also published studies performed using fully reconstructed B decays [193] and semileptonic tags [194]. The results are listed in Table 12. The resulting average experimental value $\mathcal{B}(B \rightarrow \tau\nu)$ is $(1.73 \pm 0.35) \times 10^{-4}$.

The Standard Model prediction for $\mathcal{B}(B \rightarrow \tau\nu)$ is $(0.77^{+0.98}_{-0.52}) \times 10^{-4}$, obtained using the exclusive value of $|V_{ub}|$ [163] and the most recent Lattice QCD value of f_B [190]. The range has been obtained by calculating the Standard Model branching fraction using the values $|V_{ub}| = |V_{ub}|_{excl} \pm \sigma(|V_{ub}|)$ and $f_B = f_B \pm \sigma(f_B)$. An intriguing possibility is the enhancement of this branching fraction due to new physics. For example in a 2-Higgs-doublet model

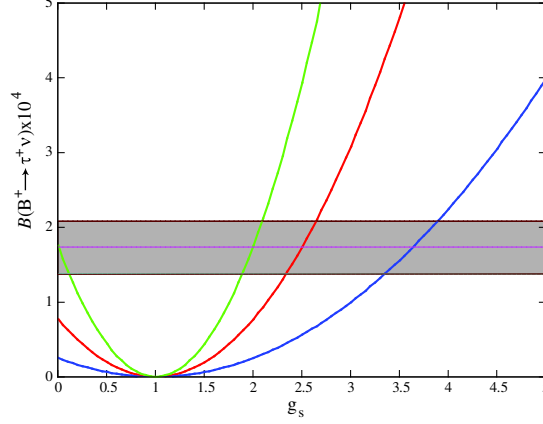


Figure 26: $\mathcal{B}(B \rightarrow \tau\nu)$ as a function of the effective scalar coupling g_s . The shaded region is the measure data $\pm 1\sigma$. The range of theoretical predictions is obtained by assuming $|V_{ub}| = (3.38 \pm 0.35) \times 10^{-3}$ [163], and $f_B = (0.197 \pm 0.06 \pm 0.012)$ MeV [190]. (The curves are theoretical and explained in the text.

(2HDM) [195] based on supersymmetric extensions of the Standard Model, the ratio

$$\frac{\mathcal{B}(B \rightarrow \tau\nu)}{\mathcal{B}(B \rightarrow \tau\nu)|_{SM}} = |1 - g_s|^2 \quad (77)$$

where g_s is the effective scalar coupling. Fig. 26 shows the predicted value of $\mathcal{B}(B \rightarrow \tau\nu)$ as a function of g_s and the band representing the measured value, which constrains g_s to be less than 0.1 or between 1.8 and 3.9. A better understanding of the $|V_{ub}|$ and f_B inputs is necessary to improve on this estimate.

Note that a quantity that is sensitive to the same coupling is the ratio $\frac{\mathcal{B}(B \rightarrow D\tau\nu)}{\mathcal{B}(B \rightarrow D\ell\nu)}$. The present experimental value for this parameter is $(41.6 \pm 11.7 \pm 5.2)\%$ [7], which constrains g_s to be ≤ 1.79 . Thus these two measurements provide complementary constraints, which have very different systematic uncertainties. Thus an improvement in the knowledge of leptonic and semileptonic branching fractions involving a τ lepton in the final state is very important.

5.2 Radiative B Decays

Radiative B decays involving $b \rightarrow s(d)\gamma$ transitions are very sensitive to new physics processes. These processes are ideals for indirect searches for physics beyond the Standard Model, such as two-Higgs doublet models, supersymmetric theories and extended technicolor scenarios [196]. Hence, comparison of results from these theories with experimental measurements places constraints upon new physics. Moreover, $b \rightarrow X_s\gamma$ is an ideal laboratory for studying the

dynamics of the b -quark inside the B meson: since the motion of the b -quark inside the B meson is universal, information gained from a measurement of the energy spectrum of the emitted photon in this transition is applicable to other processes, for instance semileptonic decays.

In general, in the OPE, the amplitude A for a process can be expressed as sum

$$A = \langle \mathcal{H}_{\text{eff}} \rangle = \sum_i C_i(\mu, M_W) \langle Q_i(\mu) \rangle, \quad (78)$$

where the Q_i are local operators, the C_i are Wilson coefficients, and μ is the QCD renormalization scale [197]. The $B \rightarrow X_s \gamma$ branching fraction directly probes the Wilson coefficient C_7 . However, some new physics contributions may leave the $B \rightarrow X_s \gamma$ rate unaltered, with changes to the C_7 amplitude. In this case the direct CP asymmetry is sensitive to new phases that may appear in the decay loop [198] and the $B \rightarrow X_s \ell^+ \ell^-$ transition may provide information on the sign of the amplitude, since it also probes C_9 and C_{10} .

The $B \rightarrow X_s \gamma$ branching fraction, as a function of a photon energy cut-off E_0 , is related to the $B \rightarrow X_c \nu \ell$ transition by

$$\begin{aligned} \mathcal{B}(B \rightarrow X_s \gamma ; E_\gamma > E_0 \text{ GeV}) &= \mathcal{B}(B \rightarrow X_c e \bar{\nu})_{\text{exp}} \left| \frac{V_{ts}^* V_{td}}{V_{cb}} \right|^2 \frac{6\alpha_{em}}{\pi C} \times [P(E_0) - N(E_0)] \quad (79) \\ &= \left| \frac{V_{cb}}{V_{ub}} \right|^2 \left[\frac{\Gamma(\bar{B} \rightarrow X_c e \bar{\nu})}{\Gamma(\bar{B} \rightarrow X_u e \bar{\nu})} \right] \end{aligned}$$

where the perturbative corrections $P(E_0)$ are defined as

$$\begin{aligned} \left| \frac{V_{ts}^* V_{td}}{V_{cb}} \right|^2 \frac{6\alpha_{em}}{\pi} P(E_0) &= \left| \frac{V_{cb}}{V_{ub}} \right|^2 \left[\frac{\Gamma(b \rightarrow s \gamma)_{E > E_0}}{\Gamma(b \rightarrow c e \bar{\nu})} \right]_{LO} \times \\ &\quad \left(1 + \mathcal{O}(\alpha_s)_{NLO} + \mathcal{O}(\alpha)_{NLO} + \mathcal{O}(\alpha_s^2)_{NNLO} \right), \quad (80) \end{aligned}$$

and the non-perturbative $N(E_0)$ terms are $\mathcal{O}(\frac{\Lambda^2}{m_b^2})_{LO+m_b^{NLO}} + \mathcal{O}(\frac{\Lambda^2}{m_c^2})_{LO+m_c^{NLO}} + \mathcal{O}(\alpha_s \frac{\Lambda}{m_b})_{NLO+m_b^{LO}}$. Note that the minimum value of E_0 for which this relation is valid is 1.6 GeV. The theoretical error from NLO perturbative calculations is about 10%, dominated by the renormalization scale dependence and a charm quark mass uncertainty. This uncertainty is mainly due to the change from the ratio in the pole scheme $m_c^{pole}/m_b^{pole} = 0.29 \pm 0.02$ to the ratio $m_c^{\overline{\text{MS}}}/m_b^{\overline{\text{MS}}} = 0.22 \pm 0.04$ in the $\overline{\text{MS}}$ scheme (see section 3.0.1). The large m_c dependence is due to the fact that m_c first enters at NLO matrix elements. Hence, the natural scale at which m_c should be renormalized can only be determined by dedicated calculations at NNLO. Two predictions for the branching fraction at NNLO have been given:

$$\begin{aligned} \mathcal{B}(B \rightarrow X_s \gamma ; E_{\gamma > 1.6 \text{ GeV}}) &= (3.15 \pm 0.23) \times 10^{-4}, \quad (81) \\ &= (2.98 \pm 0.26) \times 10^{-4}, \end{aligned}$$

from [199] and [200], respectively. Both agree with the world average in Table 13. The theoretical error of 7% is obtained by quadratically adding the uncertainty due to non-perturbative corrections (5%) [201], the uncertainty due to missing higher-order corrections (3%), the m_c interpolation ambiguity (3%) and the parametric uncertainty (3%). Not included are some known NNLO and non-perturbative corrections. The size of these neglected contributions is about 1.6%, which is smaller than the present theoretical error. While progress in the calculation of the perturbative corrections is expected in the future, the uncertainty on the non-perturbative effects will not be easily reduced as they are very difficult to estimate.

Experimentally, two methods are used to extract the $b \rightarrow X_s \gamma$ signal: the fully inclusive method and the semi-inclusive method. In the fully inclusive method, events containing a hard photon consistent with $B \rightarrow X_s \gamma$ are selected. In this method the subtraction of a very large background, primarily from $q\bar{q}$ continuum events, is the main issue. There are several options to reduce this large background. Particularly effective in the suppression of continuum backgrounds is the requirement of a high momentum lepton, tagging the semileptonic decay of the accompanying B meson. Alternatively, a fully reconstructed B can be used to identify B decays. In this measurement the large background increases towards the lower photon energy, making it impossible to measure the full photon spectrum. Hence, all measurements require a minimum photon energy where the signal to noise ratio is still acceptable. The total branching fraction is then obtained by extrapolating the signal to the full phase space. This extrapolation is based on theoretical models and is an irreducible source of systematic error. It has been argued that the energy scale $\Delta = m_b - 2E_\gamma^{\min}$ is significantly smaller than m_b and therefore the above extrapolation error is underestimated. Therefore it is important to measure the $b \rightarrow s\gamma$ photon energy spectrum as precisely as possible. So far we have been able to lower the minimum photon energy to 1.7 GeV.

In the semi-inclusive method, the $B \rightarrow X_s \gamma$ branching fraction is determined by summing up exclusive modes, with an extrapolation procedure to account for the unobserved modes. The semi-inclusive analysis provides a more precise photon energy in the B -meson rest frame and usually provides the flavor of the decay (i.e. b or \bar{b}). The extrapolation to account for the unobserved modes is the key issue in this approach; it is based on isospin symmetry and the B -meson Monte Carlo hadronization model, which is hardly precise and reliable. All the available measurements are summarized in Table 13. Note that the CLEO measurement on the branching fraction includes $b \rightarrow d\gamma$ events, which is expected to be quite small $\sim |V_{td}/V_{ts}|^2 \approx 5\%$.

At the parton level in the two-body decay $b \rightarrow s\gamma$, the energy of the photon is $E_\gamma \approx m_b/2$ in the b -quark rest frame. However, the $b \rightarrow X_s \gamma$ is not mono-chromatic, due to several effects

including the width of the X_s mass distribution, gluon emission and the *Fermi motion* of the b -quark in the B meson. The non-perturbative Fermi motion effects will raise the photon energy above $m_b/2$, while the gluon emission will give a long low-energy tail. The low-energy tail can be described by HQE a part non-perturbative effects that can be modeled by process-independent shape functions described by a few parameters, e.g. the b quark mass and the Fermi momentum (μ_π^2) that are considered to be universal in the following inclusive B decays: $B \rightarrow X_s \gamma$, $B \rightarrow X_s \ell \ell$, $B \rightarrow X_c \ell \nu$ and $B \rightarrow X_u \ell \nu$. Recently a significant effort was made to combine all available data for $B \rightarrow X_s \gamma$ and $B \rightarrow X_c \ell \nu$ to determine the HQE parameters. Using these parameters, $B \rightarrow X_s \gamma$ branching fraction results are combined together to provide a rather precise branching fraction. The method to combine these measurement has been provided by Limosani [202] and it is different from the method used by HFAG, as explained below.

The extrapolated branching fractions do not include the published model uncertainties and the uncertainty on the extrapolation factor. These errors are included in the average by recalculation in the framework of a particular ansatz. Correlations between different measurements have been ignored. The parametric error on m_b is evaluated by varying m_b within its uncertainty. The world average has been calculated taking into account the correlations, when available,⁷ between partial branching fraction measured at different photon energy thresholds for each single analysis. In the branching fraction average we use the energy threshold of each photon energy spectrum that corresponds to the optimal overall uncertainty on the full rate after extrapolation. This differs from the HFAG method, which uses the lowest energy thresholds for each spectrum measurement. The HFAG method penalizes analyses that quote measurements at low E_{min} , which suffer from larger systematic uncertainties.

Two different calculations were used to extrapolate the measured partial branching fractions down to a photon energy lower threshold of 1.6 GeV. The extrapolation factors were determined using $m_b^{\overline{\text{MS}}} = 4.243 \pm 0.042$ GeV as input [178], or with $m_b^{SF} = 4.63 \pm 0.04$ GeV and $\mu_\pi^2 = 0.272_{-0.076}^{+0.056} \text{ GeV}^2$ as input [200]. The two world averages are listed in Table 13 and they agree within their theoretical errors.

The agreement between the measured $B \rightarrow X_s \gamma$ branching fraction and the theoretical prediction constrains various new physics scenarios. One of the most popular examples is the lower bound on the type-II charged Higgs mass, since it always constructively interferes with the SM amplitude. The current limit is around 200 GeV for any $\tan \beta$ if no other destructive new physics contribution exists [203]. This limit is significantly higher than the direct search limit.

⁷For the time being only Belle provides these correlations.

Table 13: Measured branching fractions, minimum photon energy, and branching fractions for $E_{min} = 1.6$ GeV photon energy for $b \rightarrow s\gamma$. The third error is the model uncertainty quoted by the experiment. Two world averages are calculated extrapolating all the branching fractions using two different theoretical calculations [178] and [200]. The Belle semi-inclusive measurement sums up 16 modes, BaBar 38 modes. The Belle inclusive analysis calculates the branching fraction for different photon energy cut-offs.

Experiment	E_{min}	$\mathcal{B} (10^{-6})$ at E_{min}	$\mathcal{B}_{Modif.} (10^{-6})$ [200] $E_{min} = 1.6$ GeV	$\mathcal{B}_{Modif.} (10^{-6})$ [178] $E_{min} = 1.6$ GeV
CLEO(Incl.) [204]	2.0	$306 \pm 41 \pm 26$	337	323
Belle(Semi-inc) [205]	2.24	$336 \pm 53 \pm 42$	496	434
BaBar(Semi-inc) [206]	1.9	$327 \pm 18^{+55}_{-40}$	354	337
BaBar(Incl.) [207]	1.9	$367 \pm 29 \pm 34$	397	378
BaBar(recoil) [208]	1.9	$366 \pm 85 \pm 60$	396	377
Belle(Incl.) [209]	1.7	$331 \pm 19 \pm 37$	337	333
Belle(Incl.) [209]	1.8	$324 \pm 17 \pm 24$	339	329
Belle(Incl.) [209]	1.9	$312 \pm 15 \pm 16$	338	321
Belle(Incl.) [209]	2.0	$294 \pm 14 \pm 12$	334	310
Average	1.6	–	$350 \pm 14_{exp} \pm 5_{mb} \pm 8_{\mu_\pi^2}$ $\chi^2/ndf = 7.3/8$	$322 \pm 14_{exp} \pm 3_{mb}$ $\chi^2/ndf = 8.3/8$

New physics contributions may leave the $B \rightarrow X_s\gamma$ rate unaltered, with new phases appearing in the decay loop [198]. Since the Standard Model prediction of the CP asymmetry ($A_{CPs\gamma}$) is zero in the limit of U-spin symmetry [210], significant non-zero values would be evidence for new phenomena. $A_{CPs\gamma}$ has been measured by Belle, BaBar and CLEO. The values of all such measurements are listed in Table 14. All measurements are in agreement with the Standard Model predictions. BaBar also report a CP -asymmetry for $b \rightarrow (d+s)\gamma$ of $A_{CPs\gamma} = -0.11 \pm 0.12 \pm 0.02$ [207], measured using an inclusive analysis with a lepton tag.

The B-factories also attempted to measure the polarization of the photon in the $b \rightarrow s\gamma$ transition, which can provide a test of the Standard Model, which predicts the photon to be mainly left-handed [198]. The measurements rely on either the exploitation of the $B^0 - \bar{B}^0$ interference [198] or the interference between higher-Kaon resonances decaying into $K\pi\pi^0$ [211]. However, both Belle and BaBar [212] measurements are not precise enough to pin down the photon polarization. The list of established decay modes of the type $B \rightarrow K^{(*)}X\gamma$, where X is one or more flavorless mesons, is increasing. These channels are interesting as they can provide a measurement of the polarization of the photon. Many decay involving kaon resonances modes (e.g. $K^*(892)$, $K_1(1270)$, $K_2^*(1430)$) are now well established and their branching ratios agree with the Standard Model predictions.

Table 14: CP Asymmetries for exclusive and inclusive $b \rightarrow s\gamma$ transitions for B^0 , B^\pm and B^0/B^\pm admixture.

Experiment	$K^*\gamma$	A_{CP}
BaBar [213]		$-0.013 \pm 0.036 \pm 0.010$
Belle [214]		$-0.015 \pm 0.044 \pm 0.012$
CLEO [215]		$0.08 \pm 0.13 \pm 0.03$
Average [99]		-0.010 ± 0.028
Experiment	$X_s\gamma$	A_{CP}
BaBar [216]		$-0.011 \pm 0.030 \pm 0.014$
Belle [217]		$0.002 \pm 0.050 \pm 0.030$
CLEO [218]		$-0.079 \pm 0.108 \pm 0.022$
Average [99]		-0.012 ± 0.028

Table 15: Summary of upper limits for $B \rightarrow \ell\ell$ decays.

Mode	Experiment	UL 90% CL ($\times 10^8$)
$B^0 \rightarrow \mu^+\mu^-$	BaBar [219]	5.2
$B^0 \rightarrow \mu^+\mu^-$	CDF [220]	1.5
$B_s \rightarrow \mu^+\mu^-$	CDF [220]	4.7
$B_s \rightarrow \mu^+\mu^-$	D0 [221]	7.5
$B^0 \rightarrow e^+e^-$	BaBar [222]	11.3
$B^0 \rightarrow e^+e^-$	Belle [223]	19
$B^0 \rightarrow e^+e^-$	CDF [224]	8.3
$B_s \rightarrow e^+e^-$	CDF [224]	28

5.3 $B \rightarrow \ell\ell$

Flavor changing neutral current (FCNC) decays proceed only through loop diagrams in the Standard Model, and are further reduced by helicity and Glashow-Iliopoulos-Maiani (GIM) suppression. Thus even the largest branching fraction predicted by the Standard Model, $\mathcal{B}_{SM}(B_s \rightarrow \mu^+\mu^-) \sim 4 \times 10^{-9}$, is very tiny. New physics can enter either at tree level, for example through the presence of an additional Z' boson, or through new particles appearing in loops, and can increase the actual value of these branching fractions. Decay modes involving two muons in the final state are particularly interesting because they are amenable to measurements in experiments operating at hadronic machines. In fact the best upper limits come from CDF and D0, which are reaching a sensitivity comparable to the SM prediction. Table 15 shows a summary of the present experimental values.

Table 16: Summary of inclusive and exclusive $b \rightarrow X_s \ell \ell$ branching fractions.

Mode	BaBar [225]	Belle [226]	CDF [227]	Average [99]
$K^+ \ell^+ \ell^-$	$0.38^{+0.09}_{-0.08} \pm 0.02$	$0.53^{+0.06}_{-0.05} \pm 0.03$	—	0.49 ± 0.05
$K^+ e^+ e^-$	$0.42^{+0.12}_{-0.11} \pm 0.02$	$0.57^{+0.09}_{-0.08} \pm 0.03$	—	0.52 ± 0.07
$K^+ \mu^+ \mu^-$	$0.31^{+0.15}_{-0.12} \pm 0.03$	$0.53 \pm 0.08^{+0.07}_{-0.03}$	$0.59 \pm 0.15 \pm 0.04$	$0.50^{+0.07}_{-0.06}$
$K^{*+} \ell^+ \ell^-$	$0.73^{+0.50}_{-0.42} \pm 0.21$	$1.24^{+0.23}_{-0.20} \pm 0.12$	—	$1.15^{+0.23}_{-0.21}$
$K^{*+} e^+ e^-$	$0.75^{+0.76}_{-0.65} \pm 0.38$	$1.64^{+0.50}_{-0.42} \pm 0.18$	—	$1.42^{+0.43}_{-0.39}$
$K^{*+} \mu^+ \mu^-$	$0.97^{+0.94}_{-0.69} \pm 0.14$	$1.14^{+0.32}_{-0.27} \pm 0.10$	—	$1.12^{+0.32}_{-0.27}$

5.4 $B \rightarrow X_s \ell \ell$

The physics of $B \rightarrow X_s \ell \ell$ is governed by the Wilson coefficients C_7 , C_9 and C_{10} , which describe the strengths of the corresponding short-distance operators in the effective Hamiltonian, i.e. the electromagnetic operator O_7 and the semileptonic vector and axial-vector operators O_9 and O_{10} , respectively [197]. The Wilson coefficients are experimental observables. Contributions from new physics appear in the experiment as deviations from the SM values, which have been calculated to next-to-next-to-leading order (NNLO). The experimental knowledge on the Wilson coefficient C_7 comes from the inclusive $b \rightarrow X_s \gamma$ branching fraction, which determines its absolute value to about 20% accuracy, but not its sign. The partial $b \rightarrow X_s \ell \ell$ decay rate in the lepton invariant mass range below the J/ψ resonance is sensitive to the sign of C_7 . Measurements of the inclusive $b \rightarrow X_s \ell \ell$ decay rate have been published by Belle [228] and BaBar [229] (see Table 16, who also report a direct CP asymmetry compatible with zero, see Table 17).

The inclusive $B \rightarrow X_s \ell \ell$ branching fraction, which constrains C_9 and C_{10} [230], gives no information on the individual signs and magnitudes of these coefficients. To further pin down the values of these coefficients, it is necessary to exploit interference effects between the contributions from different operators. This is possible in $B \rightarrow X_s \ell \ell$ decays by evaluating the differential inclusive decay rate as a function of the lepton invariant mass, $q^2 = m(\ell \ell)^2$, or by measuring the forward-backward asymmetry in the exclusive decay $B \rightarrow K^* \ell \ell$.

The forward-backward asymmetry in $B \rightarrow K^* \ell \ell$, defined as

$$A_{FB}(q^2) = \frac{N(q^2; \theta_{B\ell^+} > \theta_{B\ell^-}) - N(q^2; \theta_{B\ell^+} < \theta_{B\ell^-})}{N(q^2; \theta_{B\ell^+} > \theta_{B\ell^-}) + N(q^2; \theta_{B\ell^+} < \theta_{B\ell^-})}, \quad (82)$$

is a function of q^2 and of $\theta_{B\ell^-}$, the angle between the negative lepton and the B meson. It is an ideal quantity to disentangle the Wilson coefficients C_i since the numerator of Eq. 82 can

Table 17: CP Asymmetries for exclusive and inclusive $b \rightarrow X_s \ell \ell$ transitions for B^0 , B^\pm and B^0/B^\pm admixture.

Mode	BaBar [231, 232]	Belle [226]	Average [99]
$K^+ \ell \ell$	$-0.07 \pm 0.22 \pm 0.02$	$-0.04 \pm 0.10 \pm 0.02$	-0.05 ± 0.09
$K^{*+} \ell \ell$	–	$-0.13 \pm 0.17 \pm 0.02$	-0.13 ± 0.17
$K^0 \ell \ell$	–	$-0.08 \pm 0.12 \pm 0.02$	-0.08 ± 0.12
$K^{*0} \ell \ell$	–	$-0.10 \pm 0.10 \pm 0.02$	-0.10 ± 0.10
$K^* \ell \ell$	$0.03 \pm 0.23 \pm 0.03$	–	0.03 ± 0.23
$s \ell \ell$	$-0.22 \pm 0.26 \pm 0.02$	–	-0.22 ± 0.26
$K^* \ell \ell$	$0.03 \pm 0.23 \pm 0.03$	–	0.03 ± 0.23

be expressed as

$$-C_{10} \xi(q^2) \times \left[\text{Re}(C_9) F_1 + \frac{1}{q^2} C_7 F_2 \right] \quad (83)$$

where ξ is a function of q^2 , and $F_{1,2}$ are functions of form factors. It is straightforward to determine C_{10} , $\text{Re}(C_9)$ and the sign of C_7 from the A_{FB} distribution as a function of q^2 , using the value of $|C_7|$ from $B \rightarrow X_s \gamma$ and a few more assumptions: phases of C_{10} and C_7 are neglected, and higher order corrections are known. These assumptions should be examined by comparing the results with the inclusive $B \rightarrow X_s \ell \ell$ differential branching fraction as a function of q^2 , since it is also sensitive to C_9 and C_{10} in a different way. Most of the eight individual $B \rightarrow K(K^*) \ell \ell$ modes have been established. Both experiments have searched for asymmetries with respect to lepton flavour. Currently available data clearly favour a negative sign for C_7 , as predicted by the Standard Model.

In some SUSY scenarios the sign of the $b \rightarrow s \gamma$ amplitude (C_7) can be opposite to the SM prediction, while the transition rate may be the same. Within the SM there is a zero crossing point of the forward-backward asymmetry in the low q^2 region, while it disappears with the opposite sign C_7 if the sign of $\text{Re}(C_9)$ is the same as in the SM. In another model with $SU(2)$ singlet down-type quarks, tree-level Z flavor-changing-neutral-currents are induced. In this case, the larger effect is expected on the axial-vector coupling (C_{10}) to the dilepton than on the vector coupling (C_9). Because the forward-backward asymmetry is proportional to the axial-vector coupling, the sign of the asymmetry can be opposite to the SM. The same new physics effect is also a possibility for $B \rightarrow \phi K_S$ where anomalous mixing-induced CP violation can occur.

Belle attempted to extract C_9 and C_{10} from A_{FB} in $B \rightarrow K^* \ell \ell$ with 357 fb^{-1} data [233]. The Belle analysis constrains the sign of the product $C_9 C_{10}$ to be negative as in the SM. In this study higher order QCD correction terms are assumed to be the same as in the Standard

Model. Only the leading order terms, C_9 and C_{10} , are allowed to float in the fit to the data.

Since $B^0 \rightarrow K^{0*} \ell^+ \ell^-$ is an all charged particle final state, LHCb may be able to measure the zero crossing point with a better precision than a B factory. However, a model independent analysis requires measurement of the forward-backward asymmetry in $B \rightarrow X_s \ell \ell$, which is only possible at a super- B factory.

The precision of the $B \rightarrow K(K^*) \ell \ell$ branching fractions is dominated by the theoretical errors, which have large model dependent irreducible uncertainties in the form-factors, which can be as large as a factor two. These uncertainties are much smaller if the ratio $R_{K^{(*)}} = \mathcal{B}(B \rightarrow K(K^*) \mu^+ \mu^-) / \mathcal{B}(B \rightarrow K(K^*) e^+ e^-)$ is measured. In the SM, the $B \rightarrow K e^+ e^-$ and $B \rightarrow K \mu^+ \mu^-$ branching fraction are almost equal, a part from a small phase space difference due to the lepton masses. However, the $B \rightarrow K^* e^+ e^-$ branching fraction is expected to be larger than the $B \rightarrow K^* \mu^+ \mu^-$ branching fraction, due to a larger interference contribution from $B \rightarrow K^* \gamma$ in $B \rightarrow K^* e^+ e^-$. In new physics models with a different Higgs sector than that of the SM, scalar and pseudo-scalar types of interactions may arise in $b \rightarrow s \ell \ell$. Therefore, $R_K = \mathcal{B}(B \rightarrow K \mu^+ \mu^-) / \mathcal{B}(B \rightarrow K e^+ e^-)$ is an observable that is sensitive to new physics. For example, a neutral SUSY Higgs contribution can significantly enhance only the $B \rightarrow K(K^*) \mu^+ \mu^-$ channel at large $\tan \beta$. The current world average for the branching fractions gives: $R_K = 0.96 \pm 0.26$, dominated by the statistical error.

Finally, the transition $b \rightarrow s \nu \bar{\nu}$ is theoretically much cleaner than its charged counterpart, thanks to the absence of the photon penguin diagram and hadronic long-distance effects (charmonium resonances). From the experimental point of view these modes are very challenging due to the presence of the two neutrinos. Searches for such modes at the B factories use a fully reconstructed B sample or semileptonic tagged mode. Both Belle and BaBar report limits for these modes.

6 Current Status of Overall CKM fits

We have seen that there are no startling departures from the Standard Model. Yet, we need to formulate quantitatively how restrictive the measurements are. First of all, we can demonstrate that the data are consistent among the different measurements by plotting the extracted values of $\bar{\rho}$ versus $\bar{\eta}$ along, with their experimental and theoretical errors, shown in Figure 27, from many of the measurements described above, also including the measurement of CP violation in the neutral kaon system, designed as “ ϵ_K .” Physics beyond the Standard Model could be revealed by seeing a particular measurement that is not in agreement with the others. The width of the bands are the one-standard deviation combined overall errors. For

many of the measurements, e.g. $|V_{ub}|$, ϵ_K , Δm_d and Δm_s , the theoretical errors dominate and thus how they are treated is important. The CKM fitter [11] group generally treats the errors more conservatively than the UT fit group [20]. The former uses a frequentist statistical approach, while the latter a Bayesian approach. The Bayesian errors are smaller, but if the question is one of seeing new physics or not, a conservative approach may be better. The

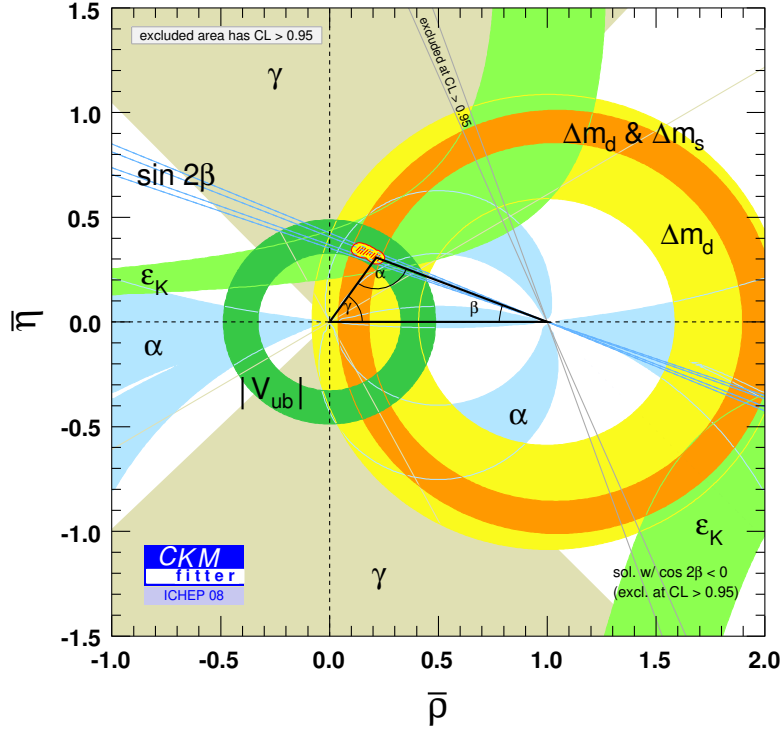


Figure 27: The projections in the $\bar{\rho}$ - $\bar{\eta}$ plane from measurements of the angles and sides of the unitarity triangle. The colored area at the apex shows the 95% confidence level point. (From the CKM fitter group [69]).

results for the Standard Model CKM parameters from both groups are listed in Table 18. The

Table 18: Values of Wolfenstein parameters from CKM fits assuming the Standard Model

Group	$\bar{\rho}$	$\bar{\eta}$	A	λ
CKM fitter	$0.135^{+0.033}_{-0.016}$	$0.345^{+0.015}_{-0.018}$	$0.795^{+0.025}_{-0.015}$	0.2252 ± 0.0008
UT fit	0.155 ± 0.022	0.342 ± 0.014		

central values of $\bar{\rho}$ and $\bar{\eta}$ are in agreement. The value of λ is in agreement with that found by Blucher and Marciano [235]. The fact that there is an overlap region common to all the

measurements shows no obvious deviation from the Standard Model, which does not predict values for $\bar{\rho}$ and $\bar{\eta}$, but merely that the various measurements must find the same values.

To search for deviations from the SM it is useful to compare measurements involving CP violating loop diagrams, where imaginary parts of amplitudes come into play, with measurements of the sides of triangle. The UT fit group shows in Figure 28 a comparison in the $\bar{\rho}$ - $\bar{\eta}$ plane of angle measurements with those of the sides of the unitarity triangle. The overlap regions in both cases are consistent.

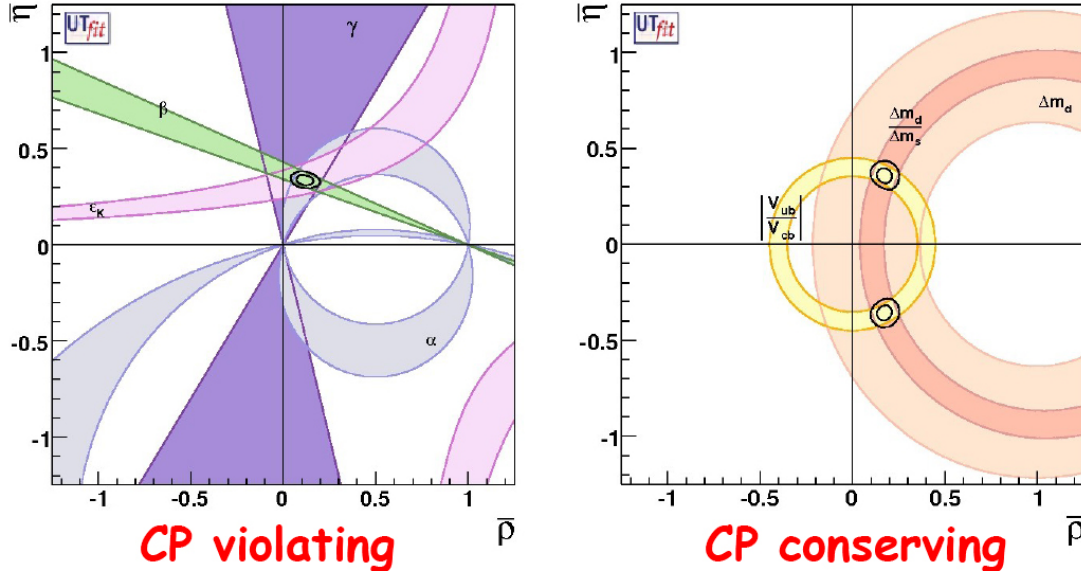


Figure 28: Constraints at 68% confidence level in the $\bar{\rho}$ - $\bar{\eta}$ plane. On the left side are measurements of the CP violating angles α , β and γ and ϵ_K in the neutral kaon system. On the right side are measurements of $|V_{ub}|/|V_{cb}|$ and the ratio of B_s to B_d mixing. (From the UT fit group [234]).

It remains to set limits on New Physics. We allow for NP to contribute to the mixing amplitude of either B_d or B_s mesons, which we consider separately. Then the amplitude of this second order ($\Delta F = 2$) flavor changing interaction can be expressed as

$$\langle B_q | \mathcal{H}_{\Delta F=2}^{SM+NP} | \bar{B}_q \rangle = [\text{Re}(\Delta_q) + i\text{Im}(\Delta_q)] \cdot \langle B_q | \mathcal{H}_{\Delta F=2}^{SM+NP} | \bar{B}_q \rangle, \quad (84)$$

where q specifies the type of neutral B meson, and Δ_q gives the relative size of NP to SM physics. (The SM point has $\text{Re}(\Delta_q)=1$ and $\text{Im}(\Delta_q)=0$.)

To set limits it is necessary to make some simplifying, but very reasonable, assumptions [236]. We assume that there is no NP in the tree level observables starting with the magnitudes $|V_{ud}|$,

$|V_{us}|$, $|V_{cb}|$, and $|V_{ub}|$. Since γ is measured using tree level B^\mp decays we include it in this category. Now we incorporate the measurement of β by noting that $\alpha = \pi - \gamma - \beta^{\text{meas}}$, allowing that the measured $\beta^{\text{meas}} = \beta^{\text{SM}} - \text{Arg}(\Delta_d)$. Also used are measurements of the semileptonic asymmetries (see Eq. 34) [237], and the constraint equation $\Delta\Gamma_s = \cos\phi_s\Delta\Gamma_s^{\text{SM}}$ [238]. The allowed range in the $\bar{\rho}-\bar{\eta}$ plane for NP via B mixing is shown in Figure 29.

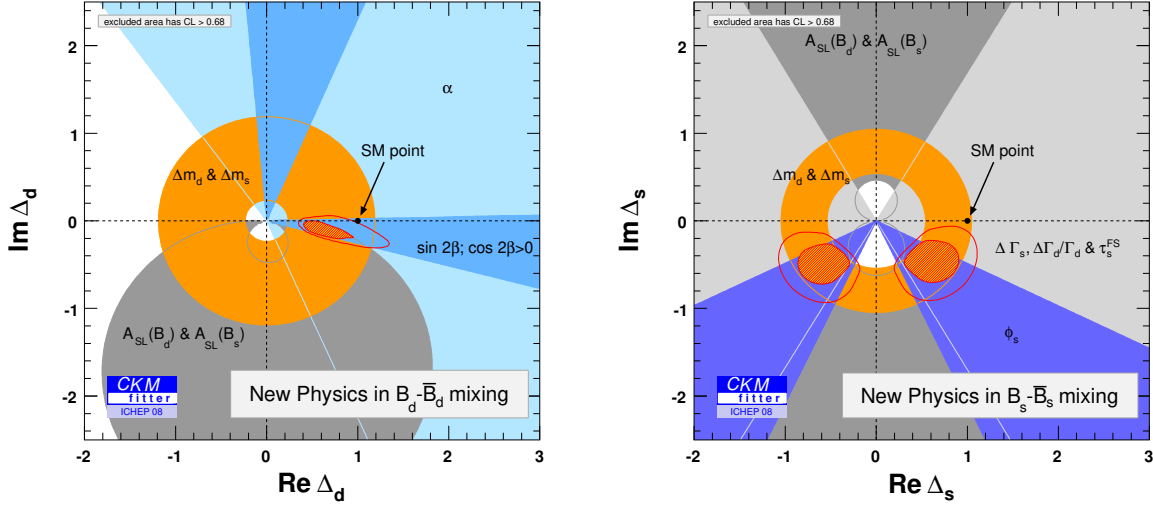


Figure 29: Constraints on the imaginary part versus the real part of a New Physics amplitude proceedings via B mixing for (left) B_d mesons and (right) B_s mesons. The SM point is at (1,0). The contours shown are all at 68% confidence level. (From the CM fitter group [69]).

In both case quite large values of the real part of NP amplitudes are allowed. In the B_s case a large negative value of the imaginary part is also preferred, but again the effect is only 2.7σ . We can conclude that we need to do a lot more work to constrain NP in these transitions.

7 Conclusions

The goals of our studies are to elucidate the features of the electroweak interactions and the fundamental constituents of nature. The b was discovered at fixed target experiment in a proton beam, by the first observation of narrow Υ states in 1977. Experiments at several e^+e^- colliders have increased our knowledge enormously. CLEO provided the first fully reconstructed B mesons and measurements of their mass. The Mark II and MAC experiments at PEP gave the first measurements of the b lifetime, which were confirmed by PETRA experiments. ARGUS first measured B^0 mixing. CLEO, ARGUS and the LEP experiments

competed on the first precision measurements of the CKM parameters V_{cb} and V_{ub} . The two most recent, BaBar and Belle, have provided measurements of CP violation.

The hadron collider experiments have measured B_s mixing and are starting to probe CP violation in the B_s system. The torch will soon be passed to first hadron collider experiment designed to measure b decays, LHCb. The ATLAS and CMS experiments will also contribute.

In the 31 years since the discovery of the b quark we have learned a great deal about the physics of b -flavored hadrons. We have seen that the Standard Model describes most decays well, yet studies continue as any new particles that we believe must exist have influence, especially on rare and CP violating B decays. We expect that future experiments will learn a great deal about these new particles either by observing their effects on B decays, or by seeing that they do not have observable effects. The latter case is one that experimentalists do not like, but it can be just as important in firming up our understanding of the basic constituents of matter and the forces that operate between them.

Acknowledgements

We thank Phillip Urquijo and Antonio Limosani for useful discussions concerning the CKM elements. M. Artuso and S. Stone thank the U. S. National Science Foundation for support.

References

1. N. Cabibbo, Phys. Rev. Lett. **10**, 531 (1963).
2. J. H. Christenson, J. W. Cronin, V. L. Fitch and R. Turlay, Phys. Rev. Lett., **13**, 138 (1964). In CP , C stands for charge conservation invariance and P for parity invariance. The operation of C takes a particle to anti-particle state and the operation of P changes left to right. See the article by John Ellis in the CERN courier <http://cerncourier.com/cws/article/cern/28092>. Also see Yosi Nir in <http://www.symmetrismagazine.org/cms/?pid=1000194>. Streaming video of several talks is available at <http://www-project.slac.stanford.edu/streaming-media/CPViolation/CPViolation.htm>.
3. An excellent resource is the book by I. I. Bigi and A. I. Sanda, “CP Violation,” Cambridge Monographs on Particle Physics, Nuclear Physics and Cosmology (No. 9), (1999).

4. J. J. Aubert *et al.*, Phys. Rev. Lett. **33**, 1404 (1974); J. E. Augustin *et al.*, Phys. Rev. Lett. **33**, 1406 (1974).
5. J. D. Bjorken and S. L. Glashow, Phys. Lett. **11**, 255 (1964); S. L. Glashow, J. Iliopoulos and L. Maiani, Phys. Rev. **D2**, 1412 (1972); S. L. Glashow, “Charm: An Invention Awaits Discovery,” IV Int. Conf. on Experimental Meson Spectroscopy, Apr, 1974, Boston, Mass. Published in AIP Conf. Proc. **21**, 387 (1974).
6. M. Kobayashi and T. Maskawa, Progress in Theoretical Physics **49**, 652 (1973).
7. Particle Data Group, C. Amsler *et al.*, Phys. Lett. B **667**, 1 (2008).
8. S. L. Glashow, Nucl. Phys. **22** 579, (1961); S. Weinberg, Phys. Rev. Lett. **19** 1264, (1967); A. Salam in Elementary Particle Physics (Nobel Symp. N.8), Ed. N.Svartholm, Almquist and Wiksells, Stockholm (1968), p.367.
9. To view a cartoon of the mechanism of Higgs mass generation see <http://www.exploratorium.edu/origins/cern/ideas/higgs.html>.
10. L. Wolfenstein, Phys. Rev. Lett. **51**, 1945 (1983).
11. J. Charles *et al.* Eur. Phys. J. **C41**, 1 (2005); see also http://www.slac.stanford.edu/xorg/ckmfitter/ckm_intro.html.
12. R. Aleksan *et al.*, Phys. Rev. Lett. **73**, (1994) 18; J. P. Silva and L. Wolfenstein, Phys. Rev. **D55**, 5331 (1997).
13. M. A. Srednicki, “Particle Physics and Cosmology: Dark Matter,” Amsterdam, Netherlands, North-Holland (1990).
14. D. Hunter, G. D. Starkman and M. Trodden, Phys. Rev. **D66**, 043511 (2002).
15. J. Hewett and M. Spiropulu, Ann. Rev. Nucl. Part. Sci. **52**, 397 (2002).
16. A. Sakharov, JETP, **5**, 32 (1967).
17. M. B. Gavela, P Hernandez, J. Orloff and O. Pene, Modern Phys. Lett. A **9**, 795 (1994), and references contained therein.
18. <http://www.esi-topics.com/brane/interviews/DrLisaRandall.html>.
19. http://www.slac.stanford.edu/econf/C040802/lec_notes/Lykken/default.htm.
20. See <http://www.utfit.org/>.
21. H. Albrecht *et al.* (ARGUS), Phys. Lett. B **192**, 245 (1987).

22. C. Albajar *et al.* (UA1), Phys. Lett. B **186**, 247 (1987), erratum-ibid B **197** 565, (1987).
23. R. Akers *et al.* (OPAL), Z. Phys. C **66**, 555 (1995).
24. E. Barberio *et al.* (HFAG), “Averages of b-hadron and c-hadron Properties at the End of 2007,” arXiv:0808.1297 [hep-ex].
25. M. Gaillard and B. Lee, Phys. Rev. D **10**, 897 (1974).
26. A. Abulencia, *et al.* (CDF), Phys. Rev. Lett. **97**, 062003 (2006) [arXiv:hep-ex/0606027v1], ibid **97**, 214003 (2006) [arXiv:hep-ex/0609040v1].
27. V. Abazov *et al.* (D0), Phys. Rev. Lett. **97**, 021802 (2006) [arXiv:hep-ex/0603029v2].
28. H. G. Moser and A. Roussarie, Nucl. Instrum. Methods Phys. Res., Sect. A **384**, 491 (1997).
29. E. Follana, C. T. H. Davies, G. P. Lepage, and J. Shigemitsu, Phys. Rev. Lett. **100**, 062002 (2008,) arXiv:0706.1726v2 [hep-lat].
30. B. I. Eisenstein *et al.* (CLEO), Phys. Rev. D **78**, 052003 (2008), arXiv:0806.2112v3 [hep-ex].
31. J. Rosner and S. Stone, “Decay Constants of Charged Pseudoscalar Mesons,” review for the Particle Data Group [7], arXiv:0802.1043v3 [hep-ex]. For updated results see P.U.E. Onyisi *et al.*(CLEO), arXiv:0901.1147 [hep-ex], and J. P. Alexander *et al.*(CLEO), arXiv:0901.1216 [hep-ex].
32. N. Tantalo, “Lattice calculations for B and K mixing,” [arXiv:hep-ph/0703241v1].
33. M. Beneke, G. Buchalla, A. Lenz and U. Nierste, Phys. Lett. B **576**, 173 (2003) [hep-ph/0307344].
34. B. Aubert *et al.* (BABAR), arXiv:0808.1903 [hep-ex]; K. F. Chen *et al.* (BELLE) Phys. Rev. Lett. **98**, 031802 (2007) arXiv:hep-ex/0608039v4 [hep-ex].
35. P. C. Bhat, and H. B. Prosper, “Multivariate Methods in High Energy Physics: The Neural Network Revolution, World Scientific, ISBN-13: 978-9810243470 (2005); see also <http://neuralnets.web.cern.ch/NeuralNets/nnwinhep.html>.
36. R. Itoh *et al.* (BELLE), Phys. Rev. Lett. **95**, 091601 (2005) [hep-ex/0504030]; B. Aubert *et al.* BABAR Phys. Rev. D **71**, 032005 (2005) [hep-ex/0411016].
37. B. Aubert, *et al.* (BABAR), arXiv:0807.4226v2 [hep-ex]; H. Ishino *et al.* (BELLE), Phys. Rev. Lett. **98**, 211801 (2007) [hep-ex/0608035].

38. L. Wolfenstein Phys. Lett. **13**, 562 (1964).
39. M. Gronau and D. London, Phys. Rev. Lett. **65**, 3381 (1990).
40. Y. Grossman and H. Quinn, Phys. Rev. D **58**, 017504 (1998). See also J. Charles, Phys. Rev. D **59**, 054007 (1999) [hep-ph/9806468]; M. Gronau, D. London, N. Sinha and R. Sinha, Phys. Lett. B **514**, 315 (2001) [hep-ph/0105308].
41. I. Dunietz, H. R. Quinn, A. Snyder, W. Toki and H. J. Lipkin, Phys. Rev. D **43**, 2193 (1991).
42. B. Aubert *et al.* (BABAR) Phys. Rev. D **76**, 052007 (2007) arXiv:0705.2157 [hep-ex].
43. A. Somov *et al.* BELLE, Phys. Rev. Lett. **96**, 171801 (2006) [arXiv:hep-ex/0601024].
44. A. F. Falk, Z. Ligeti, Y. Nir, and H. Quinn, Phys. Rev. D **69**, 011502 (2004) [hep-ph/0310242].
45. <http://ckmfitter.in2p3.fr/>.
46. A. E. Snyder and H. Quinn, Phys. Rev. D **48**, 2139 (1993).
47. B. Aubert *et al.* (BABAR), [arXiv:hep-ex/0703008v2].
48. A. Kusaka *et al.* (BELLE), Phys. Rev. Lett. **98**, 221602 (2007) [arXiv:hep-ex/0701015].
49. H. J. Lipkin, Y. Nir, H. R. Quinn, and A. E. Snyder, Phys. Rev. D **44**, 1454 (1991); M. Gronau, Phys. Lett. B **265**, 389 (1991).
50. P. Robbe (LHCb), Nucl. Phys. Proc. Suppl. **170**, 46 (2007).
51. J. Charles, A. Hocker, H. Lacker, F.R. Le Diberder, S. T'Jampens, [arXiv:hep-ph/0607246v1].
52. M. Gronau and D. Wyler, Phys. Lett. B **265**, 172 (1991); see also M. Gronau and D. London, Phys. Lett. B **253**, 483 (1991).
53. A. Bondar and T. Gerson, Phys. Rev. D **70**, 091503 (2004) [arXiv:hep-ph/0409281].
54. B. Aubert *et al.* BABAR, Phys. Rev. D **77** 111102 (2008) arXiv:0802.4052 [hep-ex]; K. Abe *et al.* (BELLE), Phys. Rev. D **73**, 051106 (2006) [hep-ex/0601032]; K. Gibson (CDF), arXiv:0809.4809; B. Aubert *et al.* BABAR, arXiv:0807.2408v2 [hep-ex]; K. Abe *et al.* (BELLE), Phys. Rev. D **73**, 051106 (2006) [hep-ex/0601032]; G. Marchiori (BABAR) arXiv:0810.0502.
55. D. Atwood, I. Dunietz and A. Soni, Phys. Rev. Lett. **78**, 3257 (1997) [hep-ph/9612433].

56. Y. Horii *et al.* (BELLE), arXiv:0804.2063v1 [hep-ex]; B. Aubert *et al.* (BABAR) Phys. Rev. D **72**, 032004 (2005) [hep-ex/0504047].
57. R.H. Dalitz, Phys. Rev. **94**, 1046 (1954).
58. A. Giri, Y. Grossman, A. Soffer, and J. Zupan, Phys. Rev. D **68**, 054018 (2003) [arXiv:hep-ph/0303187].
59. B. Aubert *et al.* (BABAR), Phys. Rev. D **78**, 034023 (2008) arXiv:0804.2089 [hep-ex], they also include the mode $D^0 \rightarrow K_S K^+ K^-$.
60. K. Abe *et al.* (BELLE), arXiv:0803.3375 [hep-ex];
61. A. Bondar and Poluektov, Eur. Phys. J. **C47**, 347 (2006); A. Bondar, A. Poluektov, arXiv:0801.0840 [hep-ex].
62. P. Naik (CLEO), arXiv:0810.3666 [hep-ex].
63. J. L. Rosner, Phys. Rev. D **42**, 3732 (1990).
64. A. S. Dighe, I. Dunietz, H. J. Lipkin and J. L. Rosner, Phys. Lett. B **369**, 144 (1996) [hep-ph/9511363].
65. T. Kuhr (CDF), arXiv:0710.1789 [hep-ex].
66. A. S. Dighe, I. Dunietz and R. Fleischer, Eur. Phys. J. C **6**, 647 (1999).
67. T. Aaltonen *et al.*(CDF), Phys. Rev. Lett. **100**, 161802 (2008) arXiv:0712.2397v1 [hep-ex]; updated results in D. Tonelli *et al.* (CDF), arXiv:0810.3229v2 [hep-ex].
68. V. M. Abazov *et al.* (D0), arXiv:0802.2255v1 [hep-ex].
69. J. Charles (CKM Fitter)
<http://www.slac.stanford.edu/xorg/ckmfitter/TalkBuffer/StatusOfTheCkmMatrixCapri2008.pdf>,
 see also O. Deschamps (CKM Fitter) arXiv:0810.3139v1 [hep-ph].
70. J. Blouw (LHCb), arXiv:0710.5124v2 [hep-ex].
71. S. Stone and L. Zhang, arXiv:0812.2832v3 [hep-ph].
72. B. Aubert *et al.* (BABAR), Phys. Rev. D **76**, 031102 (2007) arXiv:0704.0522v2 [hep-ex].
73. B. Aubert *et al.*(BABAR), Phys. Rev. Lett. **93**, 131801 (2004) [arXiv:hep-ex/0407057].
74. B. Aubert *et al.*, (BABAR), arXiv:0807.4226 [hep-ex].
75. S.-W. Lin *et al.*(BELLE), Nature **452**, 332 (2008).

76. M. Peskin, *Nature* **452**, 293 (2008).
77. C. Jarlskog, *Phys. Rev. D* **35**, 1685 (1987).
78. M. Trodden, *Rev. Mod. Phys.* **71**, 1463, (1999).
79. R. Tarrach, *Nucl. Phys. B* **183**, 384 (1981); A. S. Kronfeld, *Phys. Rev. D* **58**, 051501 (1998); P. Gambino and P. A. Grassi, *Phys. Rev. D* **62**, 076002 (2000).
80. I. I. Bigi, M. A. Shifman, N. G. Uraltsev and A. I. Vainshtein, *Phys. Rev. D* **50**, 2234 (1994); M. Beneke and V. M. Braun, *Nucl. Phys. B* **426**, 301 (1994).
81. N. Gray, D. J. Broadhurst, W. Grafe and K. Schilcher, *Z. Phys. C* **48**, 673 (1990); K. Melnikov and T. v. Ritbergen, *Phys. Lett. B* **482**, 99 (2000); K. G. Chetyrkin and M. Steinhauser, *Nucl. Phys. B* **573**, 617 (2000).
82. A. H. Hoang *et al.*, *Eur. Phys. J. C* **3**, 1 (2000).
83. I. I. Bigi, M. A. Shifman and N. G. Uraltsev, *Ann. Rev. Nuc. Part. Sci.* **47**, 591 (1997).
84. P. Gambino, private communication (2006).
85. A. H. Hoang, Z. Ligeti and A. V. Manohar, *Phys. Rev. Lett.* **82**, 277 (1999).
A. H. Hoang, Z. Ligeti and A. V. Manohar, *Phys. Rev. D* **59**, 074017 (1999).
86. E. Gardi for HFAG 2008 averages.
87. C. McNelle, C. Michael and G. Thompson, *Physics Letters B* **600**, 77 (2004).
88. A. Penin and M. Steinhauser, *Phys. Lett. B* **538**, 335 (2002).
89. J.H Kuhn et al, *Nucl. Phys. B* **778**, 192 (2007).
90. A. H. Hoang, *Phys. Lett. B* **483**, 94 (2000).
91. N. Isgur and M. B. Wise, “Heavy Quark Symmetry,” page 231, in *B Decays Revised* 2nd Edition, ed. S. Stone, World Scientific, Singapore (1994) .
92. C. Glenn Boyd, B. Grinstein and R.F. Lebed, *Phys. Lett. B* **353**, 306 (1995).
93. J. Chay, H. Georgi and B. Grinstein, *Phys. Lett. B* **247**, 399 (1990).
94. C. Bernard et al. Submitted to *Phys. Rev. D*, arXiv:0808.2519 .
95. N. E. Adam *et al.* (CLEO), *Phys. Rev. D* **67**, 032001 (2003) [arXiv:hep-ex/0210040].
96. J. E. Duboscq *et al.* (CLEO), *Phys. Rev. Lett.* **76**, 3898 (1996).

97. I. Adachi *et al.* (BELLE), arXiv:0810.1657 [hep-ex].
98. B. Aubert *et al.* (BABAR), Phys. Rev. D **74**, 092004 (2006).
99. ICHEP08 updates available online at:
<http://www.slac.stanford.edu/xorg/hfag/semi/ichep08/home.shtml>.
100. D. Abbaneo *et al.* [ALEPH, CDF, DELPHI, L3, OPAL, SLD], arXiv:hep-ex/0112028. See references therein.
101. B. Aubert *et al.* (BABAR), Phys.Rev.D **77**, 032002 (2008).
102. B. Aubert *et al.* (BABAR), arXiv:0712.3493 [hep-ex]
103. B. Aubert *et al.* (BABAR), arXiv:0809.0828 [hep-ex]
104. K.Abe, *et al.* (BELLE), Phys. Lett .B **526**, 247 (2002).
105. R. A. Briere *et al.* (CLEO), Phys. Rev. Lett. **89**, 081803 (2002).
106. I. Caprini, L. Lellouch and M. Neubert, Nucl. Phys. B **530**, 153 (1998); C.G. Boyd, B. Grinstein, R.F. Lebed, Phys. Rev. D **56**, 6895 (1997).
107. B. Aubert *et al.* (BABAR), arXiv:0807.4978 [hep-ex].
108. B. Aubert *et al.* (BABAR), arXiv:0809.0828 [hep-ex].
109. B. Aubert *et al.* (BABAR), arXiv:0712.3503 [hep-ex].
110. K. Abe, *et al.* (BELLE), Phys. Lett. B **526**, 258 (2002).
111. J. Bartelt, *et al.* (CLEO), Phys. Rev. Lett. **82**, 3746 (1999).
112. N. Isgur and M. Wise, Phys. Rev. D **93**, 819 (1991).
113. M. Okamoto (Fermilab Lattice, MILC and HPQCD Collaborations), Int. J. Mod. Phys. A **20**, 3469 (2005).
114. B. Aubert *et al.* (BABAR), arXiv:0809.0828 [hep-ex].
115. A. Anastassov *et al.* (CLEO), Phys. Rev. Lett. **80**, 4127 (1998).
116. V. Abazov *et al.* (D0), Phys. Rev. Lett. **95**, 171803 (1995).
117. B. Aubert *et al.* (BABAR), arXiv:0708.1738 [hep-ex].
118. D. Liventsev, T. Matsumoto *et al.* (BELLE), Phys. Rev. **D 72**, 051109(R) (2005).

119. K. Abe *et al.* (BELLE), Phys. Rev. Lett. **94**, 221805 (2005);
K. Abe *et al.* (BELLE), Phys. Rev. **D 69**, 112002 (2004).
120. C. W. Bauer *et al.*, Phys. Rev. **D 70**, 94017 (2004).
121. O. Buchmuller, H. Flacher, Phys. Rev. **D 73**, 73008 (2006).
122. K. Wilson, Phys. Rev. **179**, 1499 (1969).
123. D. Benson *et al.*, Nucl. Phys. **B 665**, 367 (2003).
124. M. Gremm and A. Kapustin, Phys. Rev. **D55**, 6924 (1997).
125. A. Falk, M. Luke, and M.J. Savage, Phys. Rev. **D 53**, 2491 (1996); A. F. Falk and
M. Luke, Phys. Rev. **D 57**, 424 (1998).
126. P. Gambino and N. Uraltsev, Eur. Phys. J. **C 34**, 181 (2004).
127. D. Benson *et al.*, Nucl. Phys. **B 710**, 371 (2005).
128. B. Aubert *et al.* (BABAR), Phys. Rev. **D 69**, 111103 (2004).
129. C. Schwanda *et al.* (BELLE), Phys. Rev. **D 75**, 032005 (2007).
130. A.H Mahmood *et al.* (CLEO) Phys. Rev. **D 70**, 32002 (2004).
131. S. Chen *et al.*, Phys. Rev. Lett. **87**, 251807 (2001).
132. J. Abdallah *et al.* (DELPHI), Eur. Phys. J. **C 45**, 35 (2006).
133. D. Acosta, *et al.* (CDF), Phys.Rev. **D 71**, 051103 (2005).
134. N. Isgur, Phys. Lett. **B 448**, 111 (1999).
135. K. Abe *et al.* (BELLE), [ArXiv:hep-ex/0408139]; *ibid.* [ArXiv:hep-ex/0409015].
136. A. H. Mahmood *et al.* (CLEO), Phys. Rev. Lett. **67**, 072001, (2003).
137. A. Höcker and V. Kartvelishvili, Nucl. Instr. Meth. **A 372** (1996) 469.
138. P. Urquijo *et al.* (BELLE), Phys. Rev. **D75**, 032001 (2007).
139. K. Abe *et al.* (BELLE), [arXiv:hep-ex/0611047].
140. K. Abe *et al.* (BELLE), [arXiv:hep-ex/0508005].
141. P. Urquijo, “Measurement of the CKM elements $|V_{cb}|$ and $|V_{ub}|$ from inclusive semileptonic
B decays”, PhD thesis (2008).

142. N. Uraltsev, Int. J. Mod. Phys. A **20**, 2099 (2005).
143. Presented by C. Schwanda, CKM08, Rome, Italy (2008).
144. V. Aquila, P. Gambino, G. Ridolfi, and N. Uraltsev, Nucl. Phys. B **719**, 77 (2005); A. Pak and A. Czarnecki, Phys. Rev. D **78**, 114015 (2008); M. Dowling et al. Phys. Rev. D **78**, 074029 (2008). See also K. Melnikov, arXiv:0803.0951v1 [hep-ph].
145. K. Melnikov, arXiv:0803.0951 [hep-ph] (2008).
146. T. Beicher *et al.*, arXiv:0710.0680 (2007).
147. B. M. Dassinger, T. Mannel and S. Turczyk, JHEP **0703**, 087 (2007) [arXiv:hep-ph/0611168].
148. N. E. Adam *et al.* (CLEO), Phys. Rev. Lett. **99**, 041802 (2007) [arXiv:hep-ex/0703041].
149. B. Aubert *et al.* (BABAR), Phys. Rev. Lett. **98**, 091801 (2007) [arXiv:hep-ex/0612020].
150. T. Hokuue *et al.* (BELLE), Phys. Lett. B **648**, 139 (2007) [arXiv:hep-ex/0604024].
151. B. Aubert *et al.* (BABAR), Phys. Rev. Lett. **97**, 211801 (2006) [arXiv:hep-ex/0607089].
152. K. Abe *et al.* (BELLE), [arXiv:hep-ex/0610054].
153. N. Isgur, D. Scora, B. Grinstein and M.B. Wise, Phys Rev. D **39**, 799 (1989).
154. P. Ball and R. Zwicky, Phys. Rev. D **71**, 014015 (2005) [arXiv:hep-ph/0406232].
155. D. Becirevic and A. B. Kaidalov, Phys. Lett. B **478**, 417 (2000) [arXiv:hep-ph/9904490].
156. R. Hill, Phys. Rev. D **73**, 014012 (2006) [arXiv:hep-ph/0505129v2].
157. K. C. Bowler *et al.* [UKQCD Collaboration], Phys. Lett. B **486**, 111 (2000) [arXiv:hep-lat/9911011].
158. J. Shigemitsu, S. Collins, C. T. H. Davies, J. Hein, R. R. Horgan and G. P. Lepage, Phys. Rev. D **66**, 074506 (2002) [arXiv:hep-lat/0207011].
159. M. Okamoto *et al.*, Nucl. Phys. Proc. Suppl. **140**, 461 (2005) [arXiv:hep-lat/0409116].
160. E. Dalgic, A. Gray, M. Wingate, C. T. H. Davies, G. P. Lepage and J. Shigemitsu, Phys. Rev. D **73**, 074502 (2006) [Erratum-ibid. D **75**, 119906 (2007)] [arXiv:hep-lat/0601021].
161. M. C. Arnesen, B. Grinstein, I. Z. Rothstein and I. W. Stewart, Phys. Rev. Lett. **95**, 071802 (2005) [arXiv:hep-ph/0504209].

162. J. M. Flynn and J. Nieves, PoS **LAT2007**, 352 (2007) arXiv:0711.3339 [hep-lat].
163. J. Bailey *et al.*, arXiv:0811.3640 [hep-lat].
164. B. Aubert *et al.* (BABAR), Phys. Rev. Lett. **97**, 211801 (2006) [arXiv:hep-ex/0607089].
165. B. O. Lange, M. Neubert and G. Paz, Phys. Rev. D **72**, 073006 (2005) [arXiv:hep-ph/0504071].
166. J. E. Bartelt *et al.* (CLEO), Phys. Rev. Lett. **71**, 4111 (1993).
167. N. Isgur, J. Phys. G **18**, 1665 (1992).
168. I. I. Y. Bigi, M. A. Shifman, N. G. Uraltsev and A. I. Vainshtein, Int. J. Mod. Phys. A **9**, 2467 (1994) [arXiv:hep-ph/9312359].
169. M. Neubert, Phys. Rev. D **49**, 3392 (1994) [arXiv:hep-ph/9311325].
170. A. Bornheim *et al.* CLEO Collaboration Phys. Rev. Lett. **88**, 231803 (2002).
171. A. Limosani *et al.* (BELLE), Phys. Lett. B **621**, 28 (2005).
172. B. Aubert *et al.* (BABAR), Phys. Rev. D **73**, 012006 (2006).
173. I. I. Y. Bigi, R. D. Dikeman and N. Uraltsev, Eur. Phys. J. C **4**, 453 (1998) [arXiv:hep-ph/9706520].
174. C. W. Bauer, Z. Ligeti and M. Luke, arXiv:hep-ph/0111387.
175. C. W. Bauer, Z. Ligeti and M. E. Luke, Phys. Lett. B **479**, 395 (2000) [arXiv:hep-ph/0002161].
176. B. Aubert *et al.* (BABAR), Phys. Rev. Lett. **100**, 171802 (2008) arXiv:0708.3702 [hep-ex].
177. B.O. Lange, M. Neubert and G. Paz. Phys. Rev. D **72**, 073006 (2005).
178. J.R. Andersen and E. Gardi. JHEP **0601**, 097 (2006).
179. P. Gambino, P. Giordano, G. Ossola and N. Uraltsev, JHEP **0710**, 058 (2007) arXiv:0707.2493 [hep-ph].
180. V. Aquila, P. Gambino, G. Ridolfi and N. Uraltsev, Nucl. Phys. B **719**, 77 (2005) [arXiv:hep-ph/0503083].
181. E. Gardi, JHEP **0404**, 049 (2004) [arXiv:hep-ph/0403249].
182. U. Aglietti, G. Ferrera and G. Ricciardi, Nucl. Phys. B **768**, 85 (2007) [arXiv:hep-ph/0608047].

183. J. L. Rosner *et al.* (CLEO), Phys. Rev. Lett. **96**, 121801 (2006) [arXiv:hep-ex/0601027].
184. M. B. Voloshin, Phys. Lett. B **515**, 74 (2001) [arXiv:hep-ph/0106040].
185. N. E. Adam *et al.* (CLEO), Phys. Rev. Lett. **97**, 251801 (2006) [arXiv:hep-ex/0604044].
186. J. Yelton *et al.* (CLEO), [arXiv:0903.0601].
187. M. Steinhauser, arXiv:0809.1925 [hep-ph].
188. A. Gray *et al.* [HPQCD Collaboration], Phys. Rev. Lett. **95**, 212001 (2005) [arXiv:hep-lat/0507015].
189. X. H. Guo and M. H. Weng, Eur. Phys. J. C **50**, 63 (2007) [arXiv:hep-ph/0611301].
190. C. Bernard *et al.* [Fermilab Lattice, MILC and HPQCD Collaborations], PoS **LAT2007**, 370 (2007).
191. K. Ikado *et al.* (BELLE), Phys. Rev. Lett. **97**, 251802 (2006).
192. I. Adachi (*et al.*) (BELLE), arXiv:0809.3834 .
193. B. Aubert *et al.* (BABAR), Phys. Rev. D **77**, 011107 (2008).
194. *et al.* (BABAR), arXiv:0809.4027 [hep-ex].
195. S. Trine, arXiv:0810.3633 [hep-ph].
196. Flavour in the era of the LHC CERN, 15-17 May, 2006, Yellow Reports (CERN-2007-004) and reference therein.
197. G. Buchalla, A.J. Buras, M. E. Lautenbacher, Rev. Mod. Phys. **68**, 1125 (1996).
198. D. Atwood, M. Gronau, A. Soni, Phys. Rev. Lett. **79**, 185 (1997); B. Grinstein, Y. Grossman, Z. Ligeti, D. Pirjol Phys. Rev. D **71**, 011504 (2005).
199. M. Misiak *et al.*, Phys. Rev. Lett. **98**, 022002 (2007).
200. T. Becher, M. Neubert, Phys. Rev. Lett. **98**, 022003 (2007).
201. S. J. Lee, M. Neubert and G. Paz, Phys. Rev. D **75**, 114005 (2007) [arXiv:hep-ph/0609224].
202. A. Limosani, in a private communication performed the average for this article.
203. P. Gambino and M. Misiak, Nucl. Phys. B **611**, 338 (2001) [arXiv:hep-ph/0104034].
204. S. Chen *et al.* (CLEO), Phys. Rev. Lett. **87**, 251807 (2001).

205. K. Abe *et al.* (BELLE), Phys. Lett. B **511**, 151 (2001).
206. B. Aubert *et al.* (BABAR), Phys. Rev. D **72**, 052004 (2005).
207. B. Aubert *et al.* (BABAR), Phys. Rev. Lett. **97**, 171803 (2006).
208. B. Aubert *et al.* (BABAR), Phys. Rev. D **77**, 051103 (2008).
209. A. Limosani *et al.* (BELLE), presented at Moriond E.W. (2008).
210. T. Hurt, E. Lunghi, W. Porod, Nucl. Phys. B **704**, 56 (2005).
211. M. Gronau, Y. Grossman, D. Pirjol, A. Ryd, Phys. Lett. **88**, 051802 (2002); M. Gronau and D. Pirjol Phys. Rev. D **66**, 054008 (2002).
212. B. Aubert *et al.*, (BABAR), Phys. Rev. D **72**, 051103 (2004); M. Nakao *et al.* (BELLE), Phys. Rev. D **69**, 112001 (2004).
213. B. Aubert *et al.* (BABAR), Phys. Rev. D **70**, 112006 (2004).
214. M. Nakao *et al.* (BELLE), Phys. Rev. D **69**, 112001 (2004).
215. M. Beneke *et al.*, JHEP **0506**, 071 (2005).
216. B. Aubert *et al.* (BABAR), arXiv:0805.4796 (submitted to PRL).
217. S. Nishida *et al.* (BELLE), Phys. Rev. Lett. **93**, 031803 (2004).
218. T. E. Coan *et al.* (CLEO), Phys. Rev. Lett. **86**, 5661 (2001).
219. B. Aubert *et al.* (BABAR), Babar Collaboration Phys. Rev. D **77**, 032007 (2008).
220. T. Aaltonen *et al.* (CDF), Phys. Rev. Lett. **100**, 101802 (2008).
221. V. Abazov *et al.* (D0), Phys. Rev. D **76**, 092001 (2007).
222. B. Aubert *et al.* (BABAR), Phys. Rev. D **77**, 032007 (2008).
223. M.C. Chang *et al.* BELLE collaboration Phys. Rev. D **68**, 111101 (2003).
224. R. F. Harr, (CDF), “Rare Decays of B and D Hadrons at CDF,” arXiv:0810.3444 [hep-ex].
225. B. Aubert *et al.* (BABAR), Phys. Rev. D **73**, 092001 (2006).
226. I. Adachi, *et al.* (Belle), arXiv:0810.0335 [hep-ex].
227. A. Aaltonen *et al.* (CDF), arXiv:0804.3908, (2008).

- 228. M. Iwasaki *et al.* (BELLE), Phys. Rev. D **72**, 092005 (2005).
- 229. B. Aubert *et al.* (BABAR), Phys. Rev. Lett. **93**, 081802 (2004).
- 230. A. Ali, E. Lunghi, C. Greub, M. Walker, Phys. Lett. B **66**, 034002 (2002).
- 231. B. Aubert *et al.* (BABAR), Phys. Rev. D **73**, 092001 (2006).
- 232. B. Aubert *et al.* (BABAR), Phys. Rev. Lett. **93**, 081802 (2004).
- 233. A. Ishikawa *et al.*, Phys. Rev. Lett. **96**, 251801 (2006) [arXiv:hep-ex/0603018].
- 234. M. Pierini, “Update on the unitarity triangle (UTFit),” presented at 34th Int. Conf. on High Energy Physics (ICHEP 2008), Philadelphia, PA, July 2008.
- 235. E. Blucher and W. B. Marciano, “ V_{ud} , V_{us} , THE CABIBBO ANGLE, AND CKM UNITARITY,” in the Particle Data Group reviews [7].
- 236. This type of analysis was done with somewhat different assumptions earlier by K. Agashe, M. Papucci, G. Perez and D. Pirjol [hep-ph/0509117].
- 237. Measurement of A_{SL} for B_s mesons are given by V. Abazov et al. (D0), Phys. Rev. Lett. **98**, 151801 (2007); CDF Note 9015 07-08-16 available at <http://www-cdf.fnal.gov/physics/new/bottom/bottom.html>. See also S. Laplace, Z. Ligeti, Y. Nir, and G. Perez, Phys. Rev. D **65**, 094040, (2002) [hep-ph/0202010] and references contained therein.
- 238. There are considerable theoretical uncertainties, see A. Lenz and U. Nierste, JHEP **06**, 72 (2007) [hep-ph/0612167].