

A dark matter disc in three cosmological simulations of Milky Way mass galaxies

J. I. Read^{1*}, L. Mayer¹, A. M. Brooks³, F. Governato² and G. Lake¹

¹*Institute for Theoretical Physics, University of Zurich, Winterthurerstrasse 190 8047*

²*Astronomy Dept., University of Washington, Box 351580, Seattle WA 98195-1580*

³*California Institute of Technology, M/C 130-33, Pasadena, CA 91125*

30 October 2018

ABSTRACT

Making robust predictions for the phase space distribution of dark matter at the solar neighbourhood is vital for dark matter direct detection experiments. To date, almost all such predictions have been based on simulations that model the dark matter alone. Here, we use three cosmological hydrodynamics simulations of bright, disc dominated galaxies to include the effects of baryonic matter self-consistently for the first time. We find that the addition of baryonic physics drastically alters the dark matter profile in the vicinity of the Solar neighbourhood. A stellar/gas disc, already in place at high redshift, causes merging satellites to be dragged preferentially towards the disc plane where they are torn apart by tides. This results in an accreted dark matter disc that contributes $\sim 0.25 - 1.5$ times the non-rotating halo density at the solar position. The dark disc, unlike dark matter streams, is an equilibrium structure that must exist in disc galaxies that form in a hierarchical cosmology. Its low rotation lag with respect to the Earth significantly boosts WIMP capture in the Earth and Sun, boosts the annual modulation signal, and leads to distinct variations in the flux as a function of recoil energy that allow the WIMP mass to be determined.

Key words: dark matter

1 INTRODUCTION

The case for dark matter in the Universe is based on a wide range of observational data, from galaxy rotation curves and gravitational lensing, to the Cosmic Microwave Background Radiation (e.g. de Blok et al. 2001; Read et al. 2007; Dunkley et al. 2008; Clowe et al. 2006). Of the many plausible dark matter candidates in extensions to the Standard Model, Weakly Interacting Massive Particles (WIMPs) stand out as well-motivated and detectable (Jungman et al. 1996), giving rise to many experiments designed to detect WIMPs in the lab (Bernabei et al. 2008; Aprile et al. 2005; CDMS Collaboration 2008). Predicting the flux of dark matter particles through the Earth is key to the success of such experiments, both to motivate detector design, and for the interpretation of any future signal (Jungman et al. 1996).

Most previous work has modelled the distribution of dark matter at the solar neighbourhood using, or extrapolating from, cosmological simulations that model only the dark matter (Stadel et al. 2008; Kuhlen et al. 2008; Kamionkowski & Koushiappas 2008; Springel et al. 2008;

Vogelsberger et al. 2008). These exquisitely describe the amount and properties of dark matter substructure. But they do not model the baryonic component of the Milky Way that presently dominates the mass interior to the solar radius (Dehnen & Binney 1998; Klypin et al. 2002; Widrow & Dubinski 2005), and likely did so since redshift $z = 1$, when the mean merger rate in a Λ CDM cosmology peaked (Dalcanton & Bernstein 2002; Bensby et al. 2007; Gottlöber et al. 2001; Kampczyk et al. 2007).

In recent work, we demonstrated that the Milky Way stellar/gas disc is important because it biases the accretion of satellites, causing them to be dragged towards the disc plane (Read et al. 2008). As these satellites are torn apart by tidal forces, their accreted material settles into a thick disc of stars and dark matter (Read et al. 2008; Lake 1989). The dark disc, unlike dark matter streams, is an equilibrium structure that must exist in disc galaxies that form in a hierarchical cosmology. Its low rotation lag with respect to the Earth significantly boosts WIMP capture in the Earth and Sun (Bruch et al. 2008c; Bruch et al. 2008a), boosts the annual modulation signal, and leads to distinct variations in the flux as a function of recoil energy that allow the WIMP mass to be determined (Bruch et al. 2008b).

* E-mail: justin@physik.uzh.ch

In Read et al. (2008), we used dark matter only simulations to quantify the expected merger history for Milky Way mass galaxies in Λ CDM, and a series of isolated collisionless satellite-Milky Way merger simulations to estimate the expected properties of the dark disc. We found that, for plausible merger histories, the dark disc contributes $\sim 0.25 - 1$ times the halo density at the solar neighbourhood. In this paper, we make the first attempt to include the baryonic matter self-consistently, using three Λ CDM cosmological hydrodynamics simulations of Milky Way mass galaxies. Both approaches are complementary in quantifying the expected properties of the dark disc. Our previous approach allowed us to specify precisely the properties of the Milky Way disc and its merging satellites at high redshift; our current approach is fully self-consistent. We model the radiative cooling, star formation and feedback physics that lead to the formation of realistic disc galaxies in their cosmological context. Recent improvements in such simulations have made it possible to form galaxies with a significant disc component, and reproduce some basic galaxy properties over a range of redshifts (Zavala et al. 2008; Scannapieco et al. 2008; Governato et al. 2007; Pontzen et al. 2008). Due to the stochastic nature of galaxy assembly in Λ CDM, and our limited sample of simulated galaxies, we do not attempt to form genuine Milky Way analogues. Instead, we choose three galaxies with mass comparable to that of the Milky Way that span a range of interesting assembly histories. We infer plausible dark disc properties for the Milky Way from these simulations.

This paper is organised as follows. In §2, we describe the state-of-the-art cosmological hydrodynamics simulations. In §3, we present our results. In §4 we discuss our numerical limitations and the implications of our results for the Milky Way. Finally, in §5, we present our conclusions.

2 THE COSMOLOGICAL HYDRODYNAMICS SIMULATIONS

We use three cosmological hydrodynamics simulations of Milky Way mass galaxies, two of which (MW1, H258) have already been presented in Brooks et al. (2007), Brooks et al. (2008), Mayer et al. (2008), Governato et al. (2008), and Governato et al. (2008). All three were run with the GASOLINE code (Wadsley et al. 2004) using “blastwave feedback” (Stinson et al. 2006); the simulation labels, parameters and choice of cosmology are given in Table 1. We also ran a fourth simulation, H258dark. This had the same initial conditions as H258, but was run with only dark matter particles, and at slightly lower mass resolution. (Note that since the matter density of the Universe Ω_m is fixed, the dark matter density is higher in H258dark than in H258.) The final outputs were mass and momentum centred using the ‘shrinking sphere’ method described in Read et al. (2006a), and rotated into their moment of inertia eigenframe with the z axis perpendicular to the disc. For MW1, H204 and H258, the eigenframe was found using the stars, for H258dark it was found using the dark matter.

The three galaxies MW1, H204 and H258 were chosen to span a range of interesting merger histories, rather than as perfect Milky Way analogues. MW1 had a very quiescent merger history, with no major mergers after redshift $z = 2$;

H204 had several massive mergers after redshift $z = 1$; and H258 was an extreme case with a very massive $\sim 1:1$ merger at $z = 1$. In §4, we discuss which of these is most like our Galaxy.

The analysis was performed as in Read et al. (2008). The subhalos inside each ‘Milky Way’ and at each redshift output were identified using the Amiga Halo Finder (AHF¹) algorithm (Gill et al. 2004). The subhalos were then traced backwards in time. To avoid ambiguities in this halo tracking, we ordered subhalos by mass so that subhalos were linked to their most massive progenitor not already claimed by a larger subhalo. A final complication can occur if two subhalos are about to merge. In this situation AHF sometimes overestimates the mass of the smaller of the two. We dealt with this problem by searching for sudden spikes in mass at pericentre and removing these by assigning the mass found at the previous output time. We define a subhalo as merged (disrupted) if it has less than a tenth of its peak circular speed considered over all times. Our results are not sensitive to this parameter.

3 RESULTS

3.1 Forming a disc of dark matter

Figure 1(a-c) shows the distribution of rotational velocities v_ϕ at the solar neighbourhood ($7 < R < 8$ kpc; $|z| < 2.1$ kpc) for the stars (red) and dark matter (black) in MW1, H204 and H258. Overplotted in panel (c) is the distribution for H258dark, modelled with dark matter alone (black dotted). Our results are not sensitive to the position of the ‘solar neighbourhood’ slice (a choice of $5.5 < R < 6.5$ kpc gave near-identical results). With the exception of H258dark, all of the dark matter distributions are skewed towards the stars. Figure 2(a-d) shows a decomposition of these distributions. All three baryonic simulations require a double Gaussian fit to their dark matter v_ϕ distribution (smooth black and black dotted lines). The second Gaussian rotates rapidly and matches well the material accreted from the sum of the four most massive satellites (black dotted histogram), though our fit did not require this. (Nor did our fit require either Gaussian to have mean rotational velocity $\overline{v_\phi} = 0$.) It is this accreted, rapidly rotating material that we call the ‘dark disc’.

Figure 2(a-d) shows how the material accreted from the four most massive merging satellites² (green, blue, magenta and cyan) contributes to the dark disc for MW1, H204 and H258. Figure 2(e-h) shows the decay in radius as a function of redshift z of these satellites; and Figure 2(i-l) shows the decay in angle θ to the host galaxies’ disc as a function of redshift z .

The mass and rotation speed of the dark disc increase

¹ <http://www.aip.de/People/AKnebe/AMIGA/>

² Considered over their whole lifetime.

Simulation	$(\Omega_m, \Omega_\Lambda, \sigma_8, h)$	$(N_{dm}, N_*, N_{gas})/10^6$	$\min(M_{dm}, M_*, M_{gas})/10^5 M_\odot$	$\epsilon_{dm,*,gas}/\text{kpc}$	$M_{dm}^{<300\text{kpc}}/10^{12} M_\odot$
MW1	(0.3, 0.7, 0.9, 0.7)	(2.8, 3.1, 1.5)	(7.6, 0.2, 0.3)	0.3	1.1
H204	(0.24, 0.76, 0.77, 0.73)	(4, 3.3, 1.7)	(10.1, 0.41, 0.58)	0.35	0.8
H258	(0.24, 0.76, 0.77, 0.73)	(3.5, 2.2, 1.4)	(10.1, 0.35, 0.58)	0.35	0.75
H258dark	(0.24, 0.76, 0.77, 0.73)	(3.5, -, -)	(12.25, -, -)	0.35	0.9

Table 1. Simulation labels and parameters. From left to right the columns show the simulation label, the cosmological parameters used, the number of dark, star and gas particles at redshift $z = 0$, the minimum dark matter, star and gas particle masses at $z = 0$, the dark matter, star and gas force softenings (these are always equal), and the dark matter mass within 300 kpc at $z = 0$. H258dark was set up with the same initial conditions as H258, but run with only dark matter particles, and at slightly lower mass resolution.

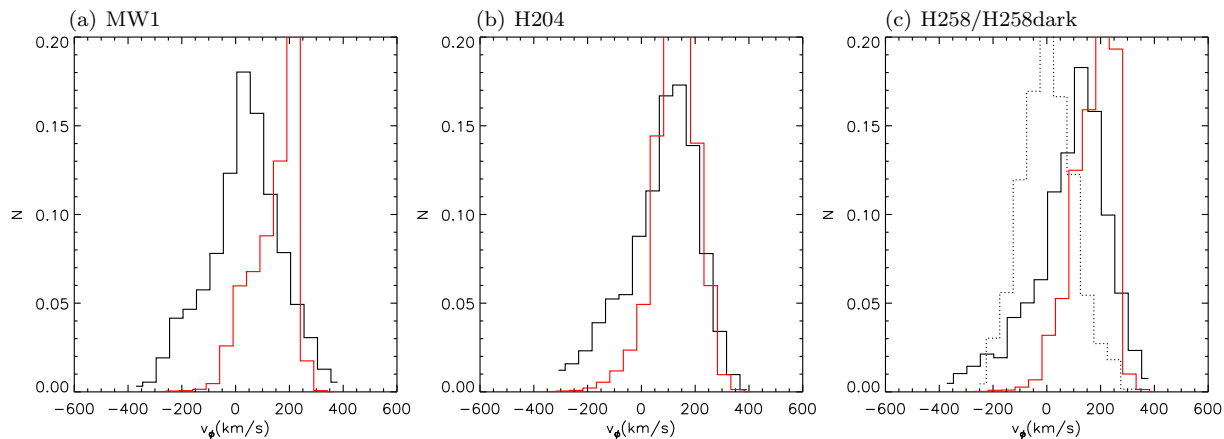


Figure 1. (a-c) The distribution of rotational velocities at the solar neighbourhood ($7 < R < 8$ kpc; $|z| < 2.1$ kpc) for three simulated Milky Way mass galaxies MW1, H204 and H258. The lines show the dark matter (black) and stars (red). The dark matter distribution for H258dark, simulated with *dark matter alone*, is overplotted on (c) (black dotted).

in the simulations with more late mergers. MW1 has no significant mergers after redshift $z = 2$ and has a less significant dark disc, with a rotation lag with respect to the stars (red lines in Figure 1) of ~ 150 km/s, and dark disc to halo density ratio of $\rho_{\text{DDISC}}/\rho_{\text{HALO}} = 0.23$ (obtained from the double Gaussian fit). H204 and H258 both have extreme dark discs with $\rho_{\text{DDISC}}/\rho_{\text{HALO}} > 1$ and a rotation lag with respect to the stars of $\lesssim 60$ km/s; they both have massive mergers at redshift $z < 1$.

Figure 2(i-j) demonstrates that disc plane dragging is responsible for the formation of the dark disc in MW1 and H204. In MW1, the green satellite is dragged towards the disc plane, the magenta and cyan satellites start out close to the disc plane, and the blue satellite merges at high inclination angle. Figure 2(a) shows the contribution to the dark disc owing to each of these satellites. The magenta satellite contributes the most, being both low-inclination and massive, then the green. The cyan satellite is of too low mass to contribute significantly, while the blue satellite contributes little rotating material because of its high inclination. These results confirm our expectations from isolated disc-satellite merger simulations (Read et al. 2008). Similar results can be seen for the four most massive mergers in H204. Although initially on high inclination orbits, the magenta and cyan satellites complete enough peri-centre passages to be dragged down into the disc plane and contribute significantly to the dark disc. The blue and green satellites also contribute in equal measure, though somewhat less than the magenta and cyan satellites owing to their higher final inclinations.

H258 presents an interesting special case. Its green satellite is a near 1:1 low inclination merger that comprises almost all of the resulting dark disc. Since the green satellite is initially low-inclination, disc plane dragging plays no role in the formation of this dark disc. Yet the same simulation run without any baryons – H258dark – has no dark disc. This suggests that the baryons still play an important role – extra to disc plane dragging – in H258. We discuss this below in §3.2.

It is interesting that in all three galaxies, none of the four most massive satellites contribute significant retrograde material at the solar neighbourhood. We will investigate this further in future work, but note here that retrograde mergers are suppressed both because of reduced dynamical friction (Quinn & Goodman 1986; Read et al. 2008), and reduced tidal forces (Read et al. 2006b).

3.2 Maintaining the dark disc: the importance of halo shape

Figure 3(e-h) shows projected density contours for the total dark matter (black) and the dark matter accreted from the four most massive satellites (black dotted), in MW1, H204, H258, and H258dark. All of the simulations that include the baryons produce near-spherical, slightly oblate, final dark matter density distributions that have symmetry axes parallel to the stellar disc. This agrees well with previous numerical results in the literature (Kazantzidis et al. 2004; Debattista et al. 2007). Indeed, observations of the

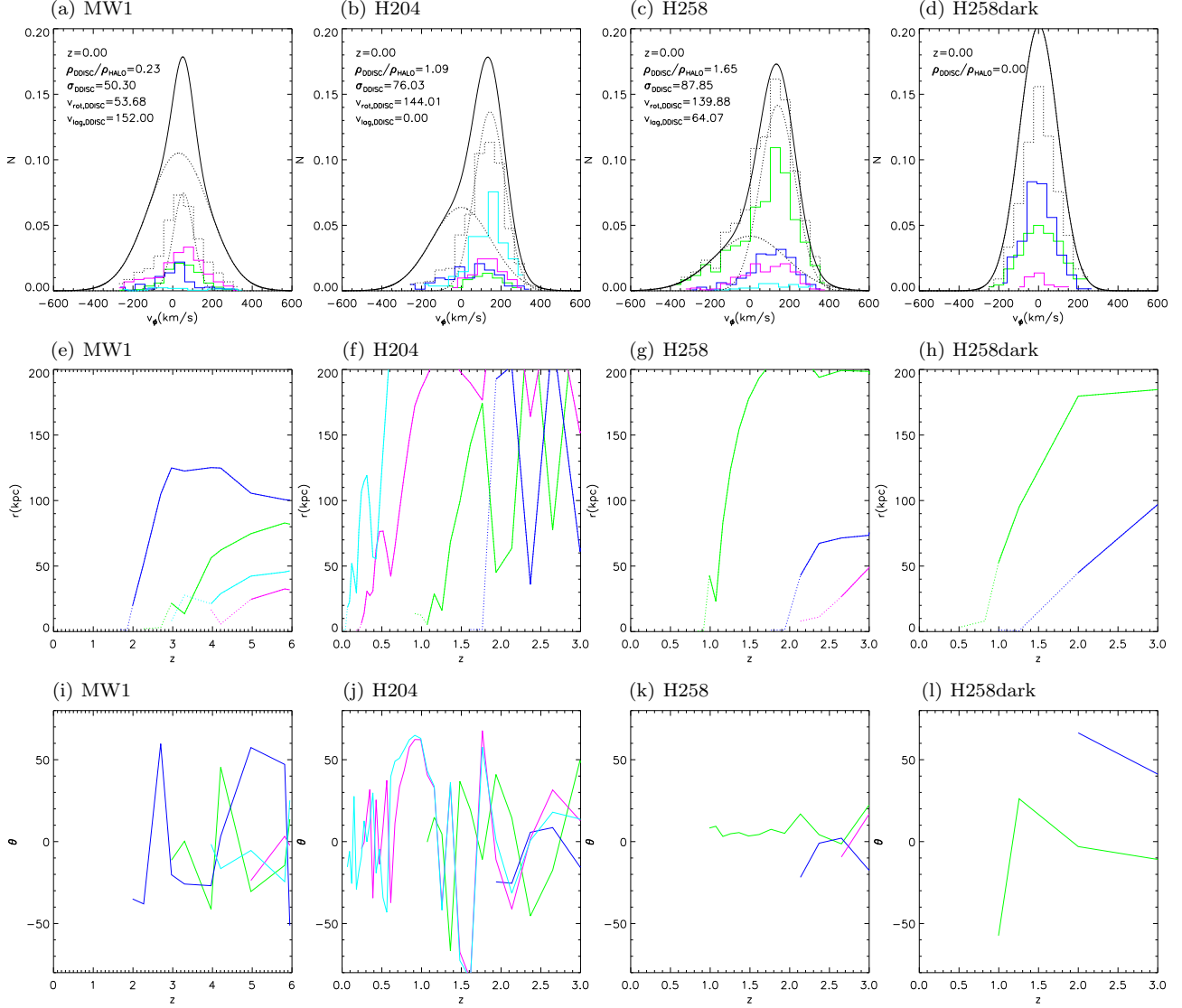


Figure 2. (a–c) The decomposed distribution of rotational velocities at the solar neighbourhood ($7 < R < 8$ kpc; $|z| < 2.1$ kpc) for three simulated Milky Way mass galaxies MW1, H204 and H258. The lines show a double Gaussian fit to the dark matter (black; black dotted), the dark matter accreted from the four most massive disrupted satellites (black dotted histogram), and the sum of all dark matter accreted from these satellites (black dotted histogram). The best fit double Gaussian parameters are marked in the top left, along with the redshift, z . (d) As (a–c), but for the galaxy H258 simulated with *dark matter alone*. (e–h) The decay in radius r as a function of redshift z of the four most massive disrupting satellites in MW1, H204, H258 and H258dark. Where less than four lines are shown, these satellites accreted at redshift $z > 3$. The dotted sections show the evolution of the most bound particle in the satellite after the satellite has disrupted. (i–l) The decay in angle to the Milky Way stellar disc, θ as a function of redshift z of the four most massive disrupting satellites in MW1, H204, H258 and H258dark.

Sagittarius stream of stars suggest that the Milky Way has a near-spherical halo with axis ratio $a/c \gtrsim 0.9$ within ~ 50 kpc (Johnston et al. 2005; Fellhauer et al. 2006). Of our three simulated galaxies, only the most flattened case, H204 with an axis ratio $a/c \sim 0.77$ within ~ 50 kpc, is inconsistent with the Milky Way. By contrast, without the baryons, the dark matter halo in H258dark is highly triaxial (Figure 3(h)). Indeed, the typical dark matter halo in Λ CDM simulations that model the dark matter alone is triaxial, prolate, and inconsistent with observations of the Milky Way (Macciò et al. 2007).

As noted above, both H258 and H258dark have $\sim 1:1$ mergers at redshift $z \sim 1$. In H258 this merger produces

a dark disc, but in H258dark it does not. Since mergers of this mass ratio define the post-merger plane of the disc, the difference cannot be due to disc plane dragging. Instead the difference is due to the halo shapes. In a static oblate potential like that in H258, particles conserve the z -component of their angular momentum vector. Any sense of rotation established in the merger will be preserved. By contrast, in a static triaxial potential like that in H258dark, particles moving on regular orbits do not explicitly conserve any component of their angular momentum vector. Their orbit planes precess and any sense of rotation established in the merger is rapidly lost. As a result, the final velocity distribution at the solar neighbourhood in H258dark is a Gaussian.

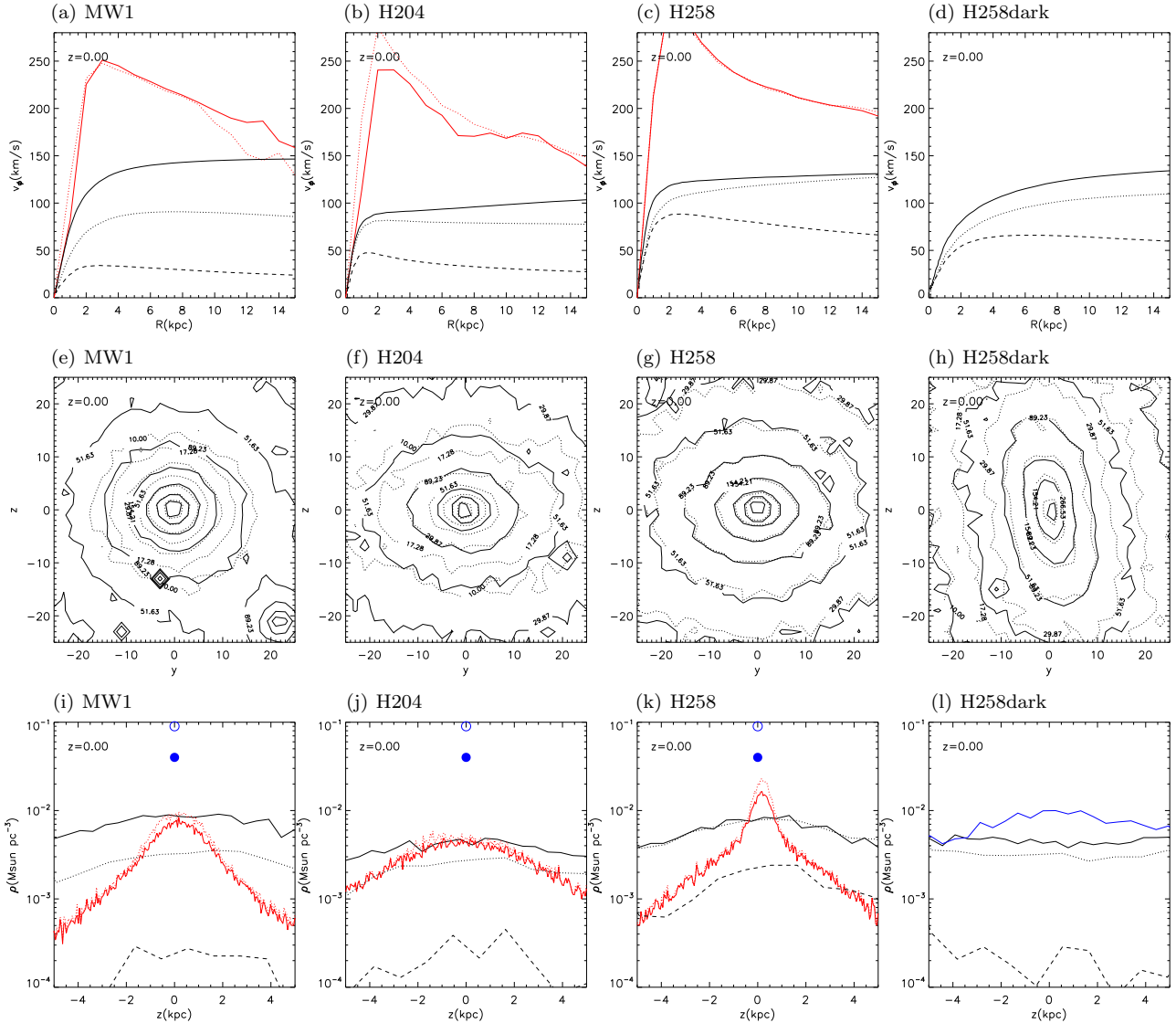


Figure 3. (a-d) The mean streaming velocities for the young stars (red) and gas (red dotted) in a slice $|z| < 1.1$ kpc for MW1, H204, H258 and H258dark. Over-plotted are the circular velocity profiles (computed from the enclosed mass) for the dark matter (black), the sum of dark matter accreted from the four most massive satellites (black dotted), and the sum of dark matter accreted from the inner 5% of the four most massive satellites (black dashed). (e-h) Projected density contours for the dark matter (black) and the sum of dark matter accreted from the four most massive satellites (black dotted). (i-l) Density of stars (red), stars+gas (red dotted), dark matter (black) and dark matter accreted from the four most massive satellites (black dotted and dashed as in (a-d)) as function of height z in a slice $7 < R < 8$ kpc for MW1, H204, H258 and H258dark. For MW1, H204, H258, we overplot the observed star (solid blue circle) and star+gas (open blue circle) stellar density in the solar neighbourhood for the Milky Way (taken from Holmberg & Flynn 2000). For H258dark, we show the profile for the alignment given in panel (h) (black), and one rotated by 90 degrees to this about the x-axis (blue).

This demonstrates that in addition to disc plane dragging, the near-spherical halo that results once the baryons are included is a vital ingredient in the formation and survival of a dark matter disc.

3.3 The mass and spatial distribution of the dark disc

The precise properties of the dark disc depend on our choice of decomposition. Here, we choose a decomposition where the dark disc is the material that originates from the innermost 5% of the four most massive merging satellites. This gives the best match to the highly rotating Gaussian com-

ponent in our double Gaussian fit to the local dark matter velocity distribution (see §3.4).

Figure 3(a-d) shows the mean streaming velocities ($\overline{v_\phi}$ averaged in bins $\Delta R = 1$ kpc) for the stars (red) and gas (red dotted) in a slice $|z| < 1.1$ kpc for MW1, H204, H258 and H258dark. Over-plotted are the circular velocity profiles (computed from the enclosed mass) for the dark matter (black), the sum of dark matter accreted from the four most massive satellites (black dotted), and the sum of dark matter accreted from the inner 5% of the four most massive satellites (black dashed). Using our above decomposition, the dark disc contributes at most half of the rotation curve at the solar neighbourhood (in H258). Since the rotation

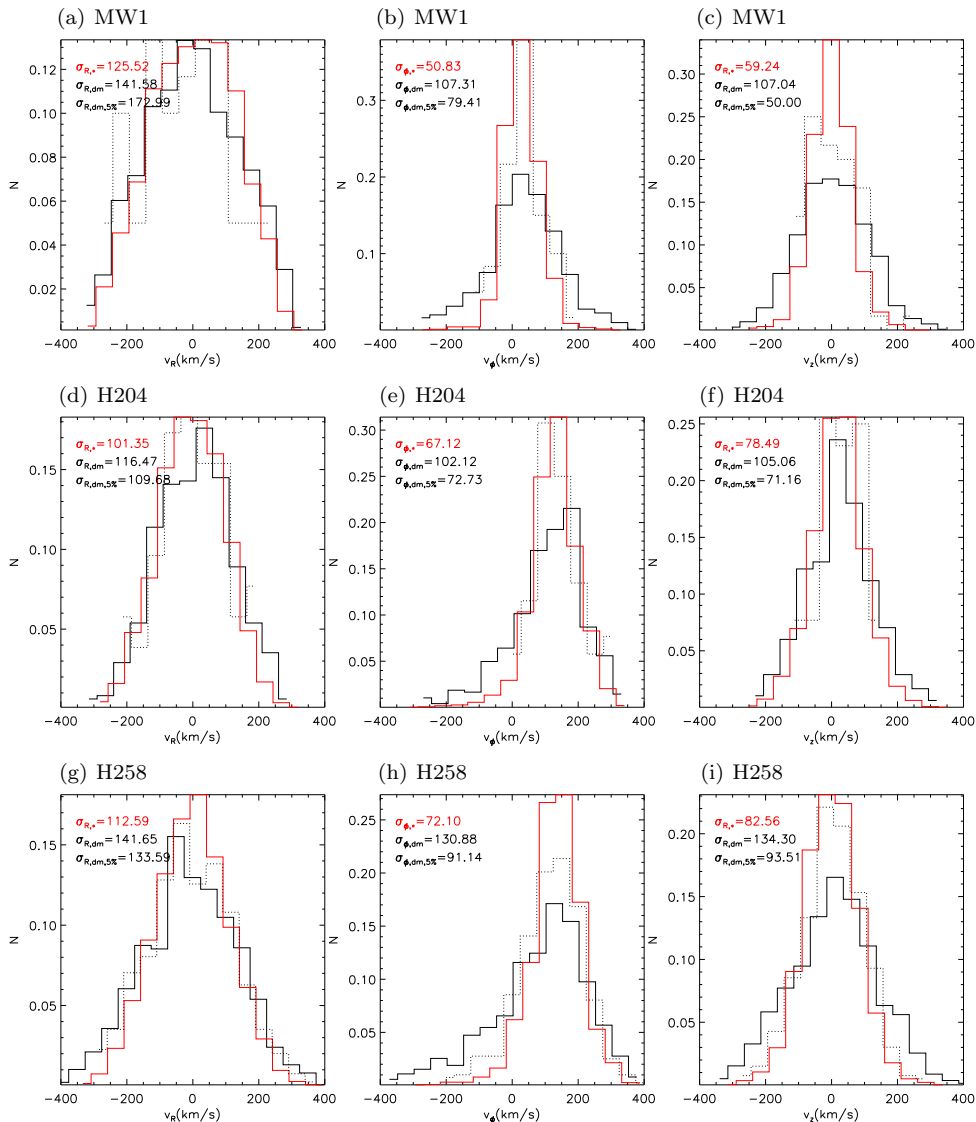


Figure 4. (a-d) A comparison of the accreted star (red) and accreted dark matter (black) velocity distributions v_R (left), v_ϕ (middle) and v_z (right) at the solar neighbourhood ($7 < R < 8$ kpc; $|z| < 2.1$ kpc), for MW1, H204 and H258. We plot the sum of material accreted from the four most massive disrupted satellites. Also plotted is the dark matter coming from the inner 5% of these satellites (dotted lines). The dispersions are given in the top left corner of each plot in km/s.

curve goes as the square root of the mass, this is a quarter of the mass. The other extreme is MW1 where the dark disc contributes a fifth of the rotation curve at the solar neighbourhood.

Figure 3(i-l) shows the density of stars (red), dark matter (black), dark matter accreted from the four most massive satellites (black dotted), and dark matter accreted from the inner 5% of the four most massive satellites (black dashed) as a function of height z in a slice $7 < R < 8$ kpc for MW1, H204, H258 and H258dark. In MW1, H204 and H258 the density profile is peaked, indicating a disc-like structure – particularly for the inner 5% distributions. In H258dark, the profile depends on our choice of alignment. In its eigenframe, $\rho(z)$ is flat, as expected for a more spheroidal dark matter distribution. In a frame rotated by 90 degrees to this about the x-axis, however, the distribution is peaked similarly to H258 (blue line; Figure 3(l)). However, there is no measurable rotation in the dark matter v_ϕ distribution for

H258dark for any alignment. The peaked $\rho(z)$ distribution in H258dark is the result of a flattened halo, not a dark disc. For our above decomposition, the dark disc in MW1, H204 and H258 is a structure that rotates in the same sense as the stellar disc and is flattened in the same plane as the stellar disc – hence the name ‘dark disc’.

3.4 Observing the dark disc

Figure 4 shows a comparison of the star (red) and dark matter (black) velocity distributions at the solar neighbourhood ($7 < R < 8$ kpc; $|z| < 2.1$ kpc) of material accreted from the four most massive disrupted satellites in MW1, H204 and H258. Also plotted is the dark matter accreted from the inner 5% of these satellites (dotted line). The accreted stars comprise 5, 40 and 30% of the stars in the solar neighbourhood for MW1, H204 and H258, respectively (see Brook et al. 2009 for a study on the decomposition of these

into bulge, disc and halo stars). The accreted stars are colder than the full accreted dark matter distributions, but close to the inner 5% dark matter distribution. The best-fit parameters for the dark disc (see Figure 2a-d) lie close to both the stellar distributions and the inner 5% dark matter distributions. If future surveys of our Galaxy can disentangle accreted stars in the Milky Way thick disc from those that formed in situ, then we will be able to infer, through numerical modelling, the velocity distribution function of the dark disc from these stars. We will investigate this in more detail in future work.

4 DISCUSSION: THE IMPORTANCE OF BARYONS

The simulations MW1, H204, H258 and H258dark demonstrate the importance of including the baryons in simulations of the local dark matter distribution. Once the stars and gas are included, the dark matter halos become significantly rounder, while the stellar and gas disc biases the accretion of massive satellites, dragging them towards the disc plane. Both effects aid the formation of a dark disc and lead to solar neighbourhood velocity distributions that are anisotropic, and better fit in v_ϕ by a double Gaussian than a single Gaussian.

It is not clear which of MW1, H204 or H258 provides the best match to our Galaxy. The Milky Way has evidence for several mergers since $z \sim 1$. The Sagittarius dwarf recently fell in on a polar orbit (Ibata et al. 1994; Majewski et al. 2003). There is evidence for a merger in the plane of the disc (Conn et al. 2007), and another $\lesssim 5$ Gyrs ago from the chemistry and kinematics of stars in the solar neighbourhood (Feltzing & Bensby 2008). Finally, the Milky Way thick disc itself is evidence for a $\sim 1:10$ merger at $z \sim 1$ (Read et al. 2008; Kazantzidis et al. 2007). MW1 had no significant mergers after $z \sim 2$ and is likely over-quiescent as compared to our Galaxy. By contrast, both H204 and H258 appear to have merger histories that are too extreme as compared with the Milky Way. This results in large fractions (30–40%) of accreted stars at the solar neighbourhood. Assuming all stars in the Milky Way thick disc are accreted gives an upper bound of 12% for our Galaxy (Jurić et al. 2008).

However, differences between the simulated galaxies and the Milky Way could also be a result of numerical limitations. All three state-of-the-art simulations have a force softening of ~ 300 pc, which is larger than the measured scale height of the Milky Way thin stellar disc (Jurić et al. 2008); spurious angular momentum loss occurring in under-resolved progenitors may have still affected the final mass distribution even at the high mass resolution employed here (Mayer et al. 2008); the sub-grid physics scheme is a source of systematic error (Mayer et al. 2008); and the smoothed particle hydrodynamics technique employed does not correctly resolve fluid instabilities and mixing³ (Agertz et al. 2007).

Owing in part to these limitations in the numerics, and

in part to the fact that the initial conditions were not chosen specifically to reproduce the structure and assembly history of the Milky Way suggested by observational constraints, the comparison with the Milky Way has to be done with caution. Indeed, the simulated galaxies more closely resemble L_* Sa galaxies than a Milky Way-like Sb/Sc galaxy, as shown by their location in the Tully Fisher relation (Governato et al. 2008). They have a larger bulge-to-disc ratio relative to the Milky Way (Mayer et al. 2008), $B/D \sim 0.5-0.65$ (measured both photometrically and kinematically, see Governato et al. 2007; Governato et al. 2008) rather than the $0.2-0.3$ measured for the Milky Way, a more massive stellar halo and a lower gas fraction in the disc. As a result, while the total baryonic mass of these galaxies is comparable to that of the Milky Way, the stellar disc mass is a factor of 2-3 lower than that of the disc of the Milky Way, and the gas mass in the disc is lower by an even greater factor. The lower disc mass combined with the effect of softening, that tends to smear out physical density, yields a stellar volume density lower by a factor of ~ 3.5 compared to the stellar density of the Milky Way at the solar neighborhood and a total baryonic (star+gas) density in the disc plane lower by a factor ~ 10 at the same radius (Holmberg & Flynn 2000; and see Figure 3(i-l)). Due to the same structural differences, in particular to the larger bulge-to-disc ratio, the mean streaming velocity also falls with radius faster than in the Milky Way (Figure 3(a-d)). This will cause disc-plane dragging – and therefore the mass of the dark disc – to be underestimated⁴.

Despite these numerical and observational limitations, our qualitative results are robust. Dark disc formation is a gravitational process that requires just three key ingredients to be modelled correctly: (i) having a stellar/gas disc in place at high redshift as observed in real galaxies; (ii) having a dark matter halo that is oblate and aligned with the stellar disc; and (iii) having a merger history given by our current Λ CDM cosmology. All three are satisfied by our simulations.

With the above limitations in mind, we tentatively suggest that the Milky Way is intermediate between simulations MW1 and H204. Future simulations that better resolve the Milky Way and its satellites and that are tuned to reproduce the Milky Way’s merger history will provide improved constraints.

5 CONCLUSIONS

Predicting the local phase space density of dark matter is central to efforts to directly detect dark matter, both to motivate detector design and to interpret any future signal. Previous efforts to estimate this have used simulations that

³ This is not likely to be the main source of error, however, since instabilities mostly affect the interstellar medium that is in any case poorly resolved.

⁴ There is a competing effect that has the opposite sign: the merging satellites are themselves over-concentrated due to the same numerical limitations. This causes the dark matter, through adiabatic contraction, to be over-concentrated also. This has two effects. Firstly the satellites are more resilient to tides and more able to get down into the disc. Secondly, there is more dark matter at small radii within the satellites. Both effects will act to overestimate the dark disc mass. However, even without any baryons, H258dark has significant contributions from its accreted satellites at small radii (compare Figures 3(c) and (d), dotted and dashed lines). This suggests that this effect is small.

model the dark matter alone. In this paper, we used three state-of-the-art Λ CDM cosmological hydrodynamics simulations of Milky Way mass galaxies to include the stars and gas self-consistently for the first time. Our main findings are as follows:

(i) Once the stars and gas are included, the dark matter halos become significantly rounder, while the stellar/gas disc biases the accretion of massive satellites, dragging them towards the disc plane. Both effects combined lead to the formation of a dark matter disc with $\sim 0.25 - 1.5$ times the halo density at the solar neighbourhood, in excellent agreement with a previous estimate obtained using different methodology (Read et al. 2008). The resulting solar neighbourhood dark matter velocity distributions are anisotropic, and better-fit in v_ϕ by a double Gaussian than a single Gaussian. The highly rotating second Gaussian component is the ‘dark disc’. We found a rotation lag compared to the Milky Way stellar disc in the range: $v_{\text{lag}} \sim 0 - 150$ km/s.

(ii) Our three Milky Way mass galaxies were chosen to span a range of interesting merger histories, not to be precise replicas of the Milky Way. We found that more late mergers gave rise to a more significant dark disc. The Milky Way likely has a dark disc intermediate between our most quiescent galaxy, and our second most quiescent galaxy. This suggests a local dark disc density of $\sim 0.23 - 1$ times the non-rotating halo density, and a rotation lag with respect to the Milky Way’s stellar disc of $v_{\text{lag}} = 0 - 150$ km/s. Increased resolution and cosmological models that better capture the structural properties of the Milky Way will give improved constraints. For median values of $\rho_{\text{DDISC}}/\rho_{\text{HALO}} \sim 0.5$ and $v_{\text{lag}} \sim 50$ km/s, the dark disc boosts WIMP capture in the Earth and Sun (Bruch et al. 2008c; Bruch et al. 2008a), enhances the annual modulation signal, and leads to distinct variations in the flux as a function of recoil energy that allow the WIMP mass to be determined (Bruch et al. 2008b).

(iii) An accreted disc of stars forms concurrent with the dark disc and shares similar kinematics. If future surveys of our Galaxy can disentangle accreted stars in the Milky Way thick disc from those that formed in situ, then we will be able to infer, through numerical modelling, the velocity distribution function of the dark disc from these stars. We will investigate this further in future work.

We conclude that it is vital to model the baryons when calculating the local phase space distribution of dark matter in the Milky Way.

6 ACKNOWLEDGEMENTS

J.R. would like to acknowledge support from a Forschungskredit grant from the University of Zürich; L.M. from SNF grant PP0022-110571; and F.G. from a Theodore Dunham grant, HST GO-1125, NSF ITR grant PHY-0205413 (also supporting TQ), NSF grant AST-0607819 and NASA ATP NNX08AG84G.

REFERENCES

Agertz O., Moore B., Stadel J., Potter D., Miniati F., Read J., Mayer L., Gawryszczak A., Kravtsov A., Nordlund Å., Pearce F., Quilis V., Rudd D., Springel V., Stone J.,

Tasker E., Teyssier R., Wadsley J., Walder R., 2007, *MNRAS*, 380, 963
 Aprile E., Giboni K. L., Majewski P., Ni K., Yamashita M., Gaitskell R., Sorensen P., Deviveiros L., Baudis L., Bernstein A., Hagmann C., Winant C., Shutt T., Kwong J., Oberlack U., McKinsey D., Hasty R., 2005, *New Astronomy Review*, 49, 289
 Bensby T., Zenn A. R., Oey M. S., Feltzing S., 2007, *ApJ*, 663, L13
 Bernabei R., Belli P., Cappella F., Cerulli R., Dai C. J., D’Angelo A., He H. L., Incicchitti A., Kuang H. H., Ma J. M., Montecchia F., Nozzoli F., Prospero D., Sheng X. D., Ye Z. P., 2008, *European Physical Journal C*, pp 167–+
 Brook et al. 2009, . In preparation.
 Brooks A. M., Governato F., Booth C. M., Willman B., Gardner J. P., Wadsley J., Stinson G., Quinn T., 2007, *ApJ*, 655, L17
 Brooks A. M., Governato F., Quinn T., Brook C. B., Wadsley J., 2008, *ArXiv e-prints*
 Bruch T., Read J., Baudis L., Lake G., 2008a, . In preparation.
 Bruch T., Read J., Baudis L., Lake G., 2008b, *ArXiv e-prints*, 804
 Bruch T., Read J., Baudis L., Lake G., 2008c, *ArXiv e-prints*
 CDMS Collaboration 2008, *ArXiv e-prints*
 Clowe D., Bradač M., Gonzalez A. H., Markevitch M., Randall S. W., Jones C., Zaritsky D., 2006, *ApJ*, 648, L109
 Conn B. C., Lane R. R., Lewis G. F., Gil-Merino R., Irwin M. J., Ibata R. A., Martin N. F., Bellazzini M., Sharp R., Tuntsov A. V., Ferguson A. M. N., 2007, *MNRAS*, 376, 939
 Dalcanton J. J., Bernstein R. A., 2002, *AJ*, 124, 1328
 de Blok W. J. G., McGaugh S. S., Bosma A., Rubin V. C., 2001, *ApJ*, 552, L23
 Debattista V. P., Moore B., Quinn T., Kazantzidis S., Maas R., Mayer L., Read J., Stadel J., 2007, *ArXiv e-prints*, 707
 Dehnen W., Binney J., 1998, *MNRAS*, 294, 429
 Dunkley J., Komatsu E., Nolte M. R., Spergel D. N., Larson D., Hinshaw G., Page L., Bennett C. L., Gold B., Jarosik N., Weiland J. L., Halpern M., Hill R. S., Kogut A., Limon M., Meyer S. S., Tucker G. S., Wollack E., Wright E. L., 2008, *ArXiv e-prints*
 Fellhauer M., Belokurov V., Evans N. W., Wilkinson M. I., Zucker D. B., Gilmore G., Irwin M. J., Bramich D. M., Vidrih S., Wyse R. F. G., Beers T. C., Brinkmann J., 2006, *ApJ*, 651, 167
 Feltzing S., Bensby T., 2008, *ArXiv e-prints*
 Gill S. P. D., Knebe A., Gibson B. K., 2004, *MNRAS*, 351, 399
 Gottlöber S., Klypin A., Kravtsov A. V., 2001, *ApJ*, 546, 223
 Governato F., Brook C. B., Brooks A. M., Mayer L., Willman B., Jonsson P., Stilp A. M., Pope L., Christensen C., Wadsley J., Quinn T., 2008, *ArXiv e-prints*
 Governato F., Mayer L., Brook C., 2008, in Funes J. G., Corsini E. M., eds, *Astronomical Society of the Pacific Conference Series Vol. 396 of Astronomical Society of the Pacific Conference Series, The Formation of Galaxy Disks*. pp 453–+
 Governato F., Willman B., Mayer L., Brooks A., Stinson

- G., Valenzuela O., Wadsley J., Quinn T., 2007, MNRAS, 374, 1479
- Holmberg J., Flynn C., 2000, MNRAS, 313, 209
- Ibata R. A., Gilmore G., Irwin M. J., 1994, Nature, 370, 194
- Johnston K. V., Law D. R., Majewski S. R., 2005, ApJ, 619, 800
- Jungman G., Kamionkowski M., Griest K., 1996, Phys. Rep., 267, 195
- Jurić M., Ivezić Ž., Brooks A., Lupton R. H., Schlegel D., Finkbeiner D., Padmanabhan N., Bond N., Sesar B., Rockosi C. M., Knapp G. R., Gunn J. E., Sumi T., Schneider D. P., and 12 other authors. 2008, ApJ, 673, 864
- Kamionkowski M., Koushiappas S. M., 2008, Phys. Rev. D, 77, 103509
- Kampczyk P., Lilly S. J., Carollo C. M., Scarlata C., Feldmann R., Koekemoer A., Leauthaud A., Sargent M. T., Taniguchi Y., Capak P., 2007, ApJS, 172, 329
- Kazantzidis S., Bullock J. S., Zentner A. R., Kravtsov A. V., Moustakas L. A., 2007, ArXiv e-prints, 708
- Kazantzidis S., Kravtsov A. V., Zentner A. R., Allgood B., Nagai D., Moore B., 2004, ApJ, 611, L73
- Klypin A., Zhao H., Somerville R. S., 2002, ApJ, 573, 597
- Kuhlen M., Diemand J., Madau P., 2008, ApJ, 686, 262
- Lake G., 1989, AJ, 98, 1554
- Macciò A. V., Dutton A. A., van den Bosch F. C., Moore B., Potter D., Stadel J., 2007, MNRAS, 378, 55
- Majewski S. R., Skrutskie M. F., Weinberg M. D., Ostriker J. C., 2003, ApJ, 599, 1082
- Mayer L., Governato F., Kaufmann T., 2008, ArXiv e-prints
- Pontzen A., Governato F., Pettini M., Booth C. M., Stinson G., Wadsley J., Brooks A., Quinn T., Haehnelt M., 2008, MNRAS, 390, 1349
- Quinn P. J., Goodman J., 1986, ApJ, 309, 472
- Read J. I., Lake G., Agertz O., Debattista V. P., 2008, MNRAS, 389, 1041
- Read J. I., Saha P., Macciò A. V., 2007, ApJ, 667, 645
- Read J. I., Wilkinson M. I., Evans N. W., Gilmore G., Kleya J. T., 2006a, MNRAS, 367, 387
- Read J. I., Wilkinson M. I., Evans N. W., Gilmore G., Kleya J. T., 2006b, MNRAS, 366, 429
- Scannapieco C., White S. D. M., Springel V., Tissera P. B., 2008, ArXiv e-prints
- Springel V., White S. D. M., Frenk C. S., Navarro J. F., Jenkins A., Vogelsberger M., Wang J., Ludlow A., Helmi A., 2008, Nature, 456, 73
- Stadel J., Potter D., Moore B., Diemand J., Madau P., Zemp M., Kuhlen M., Quilis V., 2008, ArXiv e-prints
- Stinson G., Seth A., Katz N., Wadsley J., Governato F., Quinn T., 2006, MNRAS, 373, 1074
- Vogelsberger M., White S. D. M., Helmi A., Springel V., 2008, MNRAS, 385, 236
- Wadsley J. W., Stadel J., Quinn T., 2004, New Astronomy, 9, 137
- Widrow L. M., Dubinski J., 2005, ApJ, 631, 838
- Zavala J., Okamoto T., Frenk C. S., 2008, MNRAS, 387, 364