

# THE NAVIER-STOKES-VOIGHT MODEL FOR IMAGE INPAINTING

M.A. EBRAHIMI, MICHAEL HOLST, AND EVELYN LUNASIN

**ABSTRACT.** In 2001, Bertalmio, *et. al.* drew an analogy between the image intensity function for the image inpainting problem and the stream function in a two-dimensional (2D) incompressible fluid. An approximate solution to the inpainting problem is obtained by numerically approximating the steady state solution of the 2D NSE vorticity transport equation, and simultaneously solving the Poisson problem between the vorticity and stream function, in the region to be inpainted. This elegant approach allows one to produce an approximate solution to the image inpainting problem by using techniques from computational fluid dynamics. Recently, the three-dimensional (3D) Navier-Stokes-Voight (NSV) model of viscoelastic fluid, was suggested by Cao, *et. al.* as an inviscid regularization to the 3D Navier-Stokes equations (NSE). The NSV model is shown to be globally well-posed and has a finite-dimensional global attractor, making it an attractive sub-grid scale turbulence model for purposes of numerical simulation. In this paper we investigate the use of the 2D NSV model for use in algorithms for the inpainting problem. We also present some new theoretical results based on energy methods comparing the sufficient conditions for stability of the discretization scheme for the two model equations.

---

*Date:* March 24, 2019.

*Key words and phrases.* Navier-Stokes-Voight, fluid mechanics, image inpainting.

MH was supported in part by NSF Awards 0715146, 0411723, and 0511766, and DOE Awards DE-FG02-05ER25707 and DE-FG02-04ER25620.

ME and EL were supported in part by NSF Awards 0715146 and 0411723.

## CONTENTS

1. Introduction	2
2. Preliminaries	4
3. Navier-Stokes-Voigt equation	6
3.1. Background	7
3.2. The alpha model as sub-grid scale turbulence model	8
3.3. Navier-Stokes-Voigt for image inpainting	9
4. Implementation	9
5. Numerical Experiments	10
5.1. Stability	10
5.2. Is the NSV more efficient than the NSE in solving the inpainting problem?	11
6. Dependence of solution to the image at the boundary, size of the inpainting domain and viscosity.	14
6.1. Uniqueness of steady state solution for boundary driven flows	14
7. Conclusion and Summary	17
8. Acknowledgements	17
9. Functional Setting and Preliminaries	17
10. Stability analysis of the 2D NSE	19
10.1. Description of the approximation scheme	19
10.2. Stability of scheme	20
11. Stability analysis of the 2D NSV	23
11.1. Stability of scheme	23
12. Stability analysis of the NSE with semi-implicit discretization	26
12.1. Stability of scheme	26
13. Some Identities	28
References	29

## 1. INTRODUCTION

Image inpainting (*inpainting* for short) is the process of correcting a damaged image by filling in the missing or altered data of an image with a better suited data for that region. The idea is to fill in the damaged part of an image using the information from its surrounding area. The main goal of many researchers is to introduce a novel algorithm for automatic digital inpainting which mimics the basic manual techniques used by a professional restorer. In 2001, Bertalmio, *et. al.* built a method based on drawing an analogy between the image intensity function for the image inpainting problem and the stream function in a two-dimensional (2D) incompressible fluid. The solution to the inpainting problem is obtained by numerically approximating the steady state solution of the 2D Navier-Stokes vorticity transport equation, for some small viscosity, and simultaneously solving the Poisson problem between the vorticity and stream function in the region to be inpainted. This elegant approach enables the automation of the inpainting process in which inpainting is done using techniques from fluid dynamics. However, the difficulties which arise in computational fluid dynamics (CFD) are also inherited.

For the automation of the inpainting procedure, we require that the viscosity be as small as possible to preserve the edges (one also uses anisotropic diffusion). However, in computational fluid dynamics, simulation of high Reynolds number flows (that is, flows with very small viscosity) requires very fine mesh in order to resolve the wide range of scales of motion contributing to the dynamics of the flow. Sub-grid scale modeling can be an extremely useful alternative that reduces the computational requirements when simulating turbulent flows. Recently, the three-dimensional (3D) Navier-Stokes-Voigt (NSV) model of viscoelastic fluid,

$$\begin{aligned}
-\alpha^2 \Delta u_t + u_t - \nu \Delta u + (u \cdot \nabla) u + \nabla p &= f \\
\nabla \cdot u &= 0 \\
u(x, 0) &= u^{in}(x),
\end{aligned} \tag{1.1}$$

was suggested by Cao, *et. al.* as an inviscid regularization to the 3D Navier-Stokes equations (NSE), where the length-scale  $\alpha$  is considered as the regularizing parameter,  $u$  is the velocity of the fluid with viscosity  $\nu > 0$ ,  $p$  is the pressure and  $f$  is the body force. Note that when  $\alpha = 0$ , we recover the Navier-Stokes equations of motion. The system (1.1) was first introduced in 1973 by Oskolkov (see [29, 30]) as a model of a motion of linear, viscoelastic fluid. In that setting,  $\alpha$  is thought of as a length-scale parameter characterizing the elasticity of the fluid. The 3D NSV model is shown to be globally well-posed [29, 30] and has a finite-dimensional global attractor [21], making it an attractive sub-grid scale turbulence model for purposes of numerical simulation. In the presence of physical boundaries, the above regularization of the NSE is different in nature from other alpha regularization models in [6, 7, 8, 9, 10, 12, 19, 23, 28] (see also Section 3), because it does not require additional boundary conditions. It is for this reason that we have chosen this particular turbulence model to be studied in the context of image inpainting. In this paper we would like to investigate the Navier-Stokes-Voight equation in the context of image inpainting. The main purpose of turbulence modeling is to capture the dynamics of the flow without resolving all of the dynamically relevant small scales but instead by modeling the small scale effects to the large scale structures. Using this new model, we would like to study the effect of the regularization parameter  $\alpha$  (which one can think of as the filter width) in the quality and efficiency of the automation of the inpainting process.

In addition, we investigate the differences when using the 2D NSV model and the 2D NSE when solving the inpainting problem. We look at the semi-implicit forward-time upwind method for both NSV and NSE and compare their stability and efficiency. From now on we will refer to these numerical methods by their mathematical model: NSV and NSE numerical model. Our numerical results show that the NSV model, in comparison to NSE, yields a more stable solution to the inpainting process. That is, the NSV can be computed at a much larger time-step, reducing the computational expense in the automated inpainting procedure. However, there are two issues that we are interested in when studying the automation of image inpainting. We study the efficiency of the calculation of the model equations as well as the quality of the resulting images. Efficient automation of the inpainting procedure through the use of a computer algorithm is of current research interest in the image processing community. In this paper, we investigate a new approach which arises by combining the recent technique in [4], which uses ideas from classical fluid dynamics to propagate isophote lines, and recent results in [7, 20, 21], which studies the NSV model of viscoelastic fluid as a candidate sub-grid scale turbulence model for purposes of numerical simulation.

This paper is arranged as follows. In Section 2 we give a brief review of the work of Bertalmio *et. al.* in [4] on building an analogy between the image intensity function for the image inpainting problem and the stream function in 2D incompressible fluid. In Section 3 we give some background on the NSV mathematical model and why it is a good candidate sub-grid-scale turbulence model, and discuss further why we chose this particular sub-grid scale turbulence model for inpainting. For completeness, in Section 4, we also include a brief description on how we implement our numerical scheme. In Section 5 we present our numerical results and compare the resulting images when using the NSE and NSV for inpainting. Our results show that the NSV model requires a larger time step to converge to the

steady state solution yielding a more efficient numerical process when automating the inpainting process. We compare the quality of the resulting images using subjective measure (human evaluation) and objective measure (by calculating the peak signal-to-noise ratio (PSNR), also known as peak signal-to-reconstructed measure). Furthermore, we give an approximate count of flops that are needed by the two model equations to converge to steady state solution for some fixed tolerance to solve the inpainting problem. In Section 6.1, we present theoretical results on the dependence of uniqueness of the solution to the inpainting problem on the image at the boundary, viscosity and on the size of the inpainting region.

In the appendix we present some new theoretical results comparing the NSE and NSV in terms of stability condition. We describe the discretization scheme under consideration, (namely explicit or semi-implicit) and then study the stability of these schemes for each of the model equations. We derive sufficient conditions for stability based on energy methods. We note that our study here, following the techniques in [32], leads only to sufficient conditions for stability. Nevertheless these theoretical results, in some sense, present a reasonable argument which supports our numerical results. We give sufficient conditions on the discretization parameters that will keep the approximate solutions bounded. In Section 7 we summarize our results and outline some future directions for this work.

## 2. PRELIMINARIES

In this section we present a summary of the approach in [4] for automating the inpainting process using ideas from classical fluid dynamics. The idea is to propagate isophote lines from the exterior into the region to be inpainted, which we denote as  $\Omega$ , using the 2D NSE for fluid dynamics. Throughout the paper, we denote the digital gray-scale image by  $I$ , an  $m \times n$  matrix with gray-scale value 0 to 255 at each pixel, and  $D$  be the set of points  $(x, y)$  where  $I$  is defined. The value 0 represents black and the value 255 represents white. The values in between are different color gradients between black and white.

To solve the inpainting problem, a common technique for restorers (see e.g., [5]) is to extend edges from the boundary of  $\Omega$ , filling in the intra-region with the correct color gradient. For example, in Figure 1, the direction of the isophotes (level lines of equal color gradients) determines where the smoothness should propagate. To see how we can automate this technique, we first introduce some basic mathematical concepts. Mathematically, the direction of *isophotes* (level curves of equal gray-levels) can be represented as  $\nabla^\perp I$ , which indicates the direction of zero change, and the *smoothness* of the image, can be represented by  $\Delta I$ , where  $\Delta$  is the usual Laplacian operator. In [5], Bertalmio, *et. al.* proposed that the solution  $I^*$  can be approximated with the steady solution to the PDE of the form

$$I_t = \nabla^\perp I \cdot \nabla \Delta I + \nu \nabla \cdot (g(|\nabla I|) \nabla I), \quad (2.1)$$

for small  $\nu > 0$ , where the anisotropic diffusion is added to preserve the edges. We will list below a few diffusivity functions  $g$  that are used in the literature. To be more precise, the main goal is to find the solution  $I^*$  such that the level curves of  $\Delta I^*$  almost parallel to  $\nabla^\perp I^*$ , that is,

$$\nabla^\perp I^* \cdot \nabla \Delta I^* \simeq 0. \quad (2.2)$$

Bertalmio, [4] *et. al.* built an analogy between the image of intensity function  $I$  described above and the stream function in a 2D incompressible fluid. To see this,

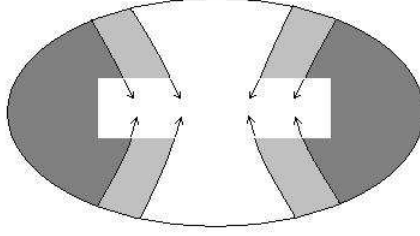


FIGURE 1. This image shows the direction of the isophotes and where the smoothness should propagate

we recall the vorticity-stream formulation of the 2D NSE,

$$\frac{\partial \omega}{\partial t} + v \cdot \nabla \omega = \nu \Delta \omega. \quad (2.3)$$

Here  $v = \nabla^\perp \Psi$  is the velocity, where  $\Psi$  is the stream function and  $\omega = \nabla \times v$  is the vorticity. If the viscosity  $\nu$  is zero, the steady state solution for the stream-function  $\Psi$  in 2D satisfies

$$\nabla^\perp \Psi \cdot \nabla \Delta \Psi = 0. \quad (2.4)$$

The similarity between (2.2) and (2.4) allows one to develop methods for the inpainting problem using techniques from fluid dynamics. For the image inpainting problem, instead of simulating (2.3), we compute the following numerically:

$$\frac{\partial \omega}{\partial t} + v \cdot \nabla \omega = \nu \nabla \cdot (g(|\nabla \omega|) \nabla \omega), \quad (2.5)$$

where  $g$  accounts for the anisotropic diffusion (edge preserving diffusion) to sharpen the image. At each time step, we solve the Poisson equation:

$$\Delta I = \omega, \quad I|_{\partial \Omega} = I_0, \quad (2.6)$$

where the boundary values  $I_0$  are derived from the values of  $I$  in  $D - \Omega$ .

This observation by Bertalmio *et. al.* leads us to an important secondary application of CFD. Of particular interest to us in this area is to explore different sub-grid scale turbulent models applied to image inpainting. The idea is to test different sub-grid scale turbulence models instead of simulating the NSE (or the equation in (2.5)) for purposes of finding the solution to the image inpainting problem for reduced computational requirements. Modifying the function  $g$  appropriately in (2.5) can also add to the accuracy of preserving the edges and hence give a more accurate image inpainting. In (2.5) we noted that for the image inpainting problem, the dissipation term in the NSE equations was modified to accommodate anisotropic

diffusion. If  $g = 1$ , we recover the usual NSE with isotropic diffusion. There has been extensive analysis for various kinds of anisotropic diffusion filtering, see for example [33]. In our numerical simulation of equation (2.5) we have used several different diffusivity functions, namely,

$$(1) \quad g(s) = \left[ 1 + \left( \frac{s}{k^2} \right)^2 \right]^{-1}$$

$$(2) \quad g(s) = \exp \left( -\frac{s}{k^2} \right)$$

$$(3) \quad g(s) = \left[ 1 + \left( \frac{s}{k^2} \right) \right]^{-1},$$

where  $k$  is a predefined diffusion parameter. For the particular test cases performed, we observed no significant difference in the numerical solution to the image inpainting problem.




FIGURE 2. This is an example of image inpainting resulting from the steady state solution of the Navier-Stokes equations (with anisotropic diffusion to preserve edges) with viscosity  $\nu = 2$ . The time-step  $dt$  was set to .0001 to guarantee convergence of the numerical solution.

Just as an illustration of the idea, we give a simple numerical experiment. In Figure 2a, we took the photo of Alexander Ebrahimi with a noise mask as a test case. We run the Navier-Stokes equations (NSE) with anisotropic diffusion until its steady state [4], and recovered the picture in Figure 2b. The iterative inpainting process written in MATLAB took 24 iterations with a tolerance of 0.0001, in about 1.84 seconds on a laptop computer with a Intel(R) 1.60 GHz CPU. The grid for the inpainting region is  $49 \times 59$  pixels. Note that if we look closely at the inpainted image in Figure 2b, we can see slight traces of where the noise mask was. However, if a typical viewer is not looking for such a flaw then the photo in Figure 2b is acceptable.

### 3. NAVIER-STOKES-VOIGHT EQUATION

As mentioned in Section 1, the NSV equations (1.1) were suggested as a regularization model for the 3D NSE, where the length-scale  $\alpha$  is considered as the

regularizing parameter. The system (1.1) was first introduced in 1973 by Oskolkov (see [29, 30]) as a model of a motion of linear, viscoelastic fluid. In that setting,  $\alpha$  is thought of as a length-scale parameter characterizing the elasticity of the fluid. As noted in [20, 21], the addition of the term  $-\alpha^2 \Delta u_t$  regularizes the 3D NSE which makes it globally well-posed [7, 29] and it changes the parabolic character of the original Navier-Stokes equations where in this case one does not observe an immediate smoothing of the solutions as usually expected in parabolic PDEs. Instead, the equations behave like a damped hyperbolic system. Despite the damped hyperbolic behavior, it was shown in [20] that the solutions to the 3D NSV equations lying on the global attractor possess a dissipation range. This property supports the claim that indeed, the NSV equations can be used as a sub-grid scale turbulence model. This type of inviscid regularization (that is, a regularization technique without introducing extra viscous or hyperviscous terms) has been used for 2D surface quasi-geostrophic (SQG) model ([22]), see also [3] for the Birkhoff-Rott equation, induced by the 2D Euler- $\alpha$  equations for vortex sheet dynamics and [24] for the 3D Magnetohydrodynamics (MHD) equations.

**3.1. Background.** There is an interesting literature behind the rediscovery of the NSV equation as a turbulence model. It can be traced back from the early study of 3D Navier-Stokes- $\alpha$  (NS- $\alpha$ ) turbulence model in 1998 (also known as the viscous Camassa-Holm equations (VCHE) and Lagrangian averaged Navier-Stokes- $\alpha$  (LANS- $\alpha$ ) model which can be written as [14, 15, 18, 27]

$$\begin{aligned} \partial_t v - \nu \Delta v - u \times \nabla \times v &= -\nabla p + f, \\ \nabla \cdot u &= \nabla \cdot v = 0, \\ v &= (I - \alpha^2 \Delta)u, \\ u(x, 0) &= u^{in}(x). \end{aligned} \tag{3.1}$$

One can think of the parameter  $\alpha$  as the length scale associated with the width of the filter which smooths  $v$  to obtain  $u$ . The filter is associated with the Green's function (Bessel potential) of the Helmholtz operator  $(I - \alpha^2 \Delta)$ . The system above is supplemented with periodic boundary conditions in a basic box  $[0, L]^3$ .

The inviscid and unforced version of the 3D NS- $\alpha$  was introduced in [18] based on the Hamilton variational principle subject to the incompressibility constraint  $\operatorname{div} v = 0$ . By adding the viscous term  $-\nu \Delta v$  and the forcing  $f$  in an *ad hoc* fashion, the authors in [8, 9, 10] and [15] obtain the NS- $\alpha$  system which they named, at the time, the viscous Camassa-Holm equations (VCHE), also known as the Lagrangian averaged Navier-Stokes- $\alpha$  model (LANS- $\alpha$ ). In references [8, 9, 10] it was found that the analytical steady state solutions for the 3D NS- $\alpha$  model compared well with averaged experimental data from turbulent flows in channels and pipes for wide range of large Reynolds numbers. It was this fact which led the authors of [8, 9, 10] to suggest that the NS- $\alpha$  model be used as a closure model for the Reynolds averaged equations. Since then, it has been found that there is in fact a whole family of ' $\alpha$ '-models which provide similar successful comparison with empirical data – among these are the Clark- $\alpha$  model [6], the Leray- $\alpha$  model [12], the modified Leray- $\alpha$  model [19] and the simplified Bardina model [7, 23] (see also [28] for a family of similar models).

We place our attention on the simplified Bardina model. The simplified Bardina model can be written as

$$\begin{aligned} \partial_t v - \nu \Delta v + (u \cdot \nabla) u &= -\nabla p + f, \\ \nabla \cdot u &= \nabla \cdot v = 0, \\ v &= u - \alpha^2 \Delta u, \\ u(x, 0) &= u^{in}(x) \end{aligned} \tag{3.2}$$

The equation above was introduced and studied in [23] supplemented with periodic boundary conditions. Notice that consistent with all the other alpha models, the above system is the Navier-Stokes system of equations when  $\alpha = 0$ , i.e.  $u = v$ . In [7], the viscous and inviscid simplified Bardina models were shown to be globally well-posed. It was also shown that the viscous simplified Bardina model has a finite dimensional global attractor.

In [7] it was observed that the inviscid simplified Bardina model, is equivalent to the following modification of the 3D Euler equations

$$\begin{aligned} -\alpha^2 \Delta \frac{\partial u}{\partial t} + \frac{\partial u}{\partial t} + (u \cdot \nabla) u + \nabla p &= f \\ \nabla \cdot u &= 0 \\ u(x, 0) &= u^{in}. \end{aligned} \tag{3.3}$$

In particular, it is equal to the Euler equations when  $\alpha = 0$ . Following this observation, Cao, *et. al.* [7] proposed the inviscid simplified Bardina model as regularization of the 3D Euler equations that could be implemented in numerical computations of three dimensional inviscid flows.

Inspired by the above model, Cao, *et. al* then proposed the following regularization of the 3D Navier-Stokes equations

$$\begin{aligned} -\alpha^2 \Delta \frac{\partial u}{\partial t} + \frac{\partial u}{\partial t} - \nu \Delta u + (u \cdot \nabla) u + \nabla p &= f \\ \nabla \cdot u &= 0 \\ u(x, 0) &= u^{in} \end{aligned} \tag{3.4}$$

subject to either periodic boundary condition or the no-slip Dirichlet boundary condition  $u|_{\partial\Omega} = 0$ . In the presence of physical boundaries the above regularization (3.4) of the Navier-Stokes equations, is different in nature from any of the other alpha regularization models, because it does not require any additional boundary conditions.

This newest addition to the family of ‘ $\alpha$ ’ models was later on discovered to have already existed in the literature known as the Navier-Stokes Voight equations but as a model for viscoelastic fluids [29, 30]. As mentioned earlier, the  $\alpha$  in that setting represents the elasticity of the fluid.

**3.2. The alpha model as sub-grid scale turbulence model.** We note that, in addition to the remarkable match, in the channels and pipes, of explicit analytical steady state solutions of the alpha models to the experimental data the validity of the first alpha model, the NS- $\alpha$  model, as a sub-grid scale turbulence model was also tested numerically in [11] and [27]. In the numerical simulation of the 3D NS- $\alpha$  model, the authors of [11], [16], [17] and [27] showed that the large scale (to be more specific, those scales of motion bigger than the length scale  $\alpha$ ) features of a



turbulent flow is captured. Then, for scales of motion smaller than the length scale  $\alpha$ , the energy spectra decays faster in comparison to that of NSE. This numerical observation has been justified analytically in [14]. In direct numerical simulation, the fast decay of the energy spectra for scales of motion smaller than the supplied filter length represents reduced grid requirements in simulating a flow. The numerical study of [11] gives the same results. The same results hold as well in the study of the Leray- $\alpha$  model in [12] and [16].

In [25] it was observed that the scaling exponent of the energy spectrum of the 2D Navier-Stokes- $\alpha$  model (NS- $\alpha$ ), for wave numbers  $k$  such that  $k\alpha \gg 1$ , is  $k^{-7}$ . *A posteriori*, it was observed that this scaling corresponding to that predicted by assuming that the dynamics for  $k\alpha \gg 1$  was governed by the characteristic time scale for flux of the conserved enstrophy. This observation led the authors in [25] to speculate that (in general) the unknown scaling exponent for any  $\alpha$ -model may be predicted by the dynamical time scales for the dominant conserved quantity for that model in the regime  $k\alpha \gg 1$ . This speculation is later verified to be correct in the later paper in [26]. Numerical simulations of the 2D Leray- $\alpha$  model were presented to support the previous hypothesis.

**3.3. Navier-Stokes-Voight for image inpainting.** As mentioned in the previous subsection, the main difference of the NSV with the other alpha model is that it needs no additional boundary conditions in the presence of physical boundaries. This makes NSV a natural alternative to NSE for inpainting.

In order to solve the inpainting problem we need to compute the solution to (2.4). We approximate it with the steady state solutions of (2.5) with viscosity  $\nu > 0$ . As noted in [4] the presence of viscosity is needed to have a unique steady-state solution and its stability depends on how big or small is the viscosity. It is well-known that for very high Reynolds number flows (ie very small viscosity  $\nu$ ), direct numerical simulation of the NSE, requires computational resources which cannot be accessed easily. For purposes of direct numerical simulations, the NSV equations were proposed as a sub-grid scale turbulence model. Here we would like to investigate the effects of this regularized equations to image inpainting. Notice that the steady state solution to the NSV equations in (1.1) matches the steady state solution to the NSE. We expect that by using the NSV, the convergence to the steady state solution will be at a much faster rate reducing the computational cost.

#### 4. IMPLEMENTATION

We simulate the inviscid 2D NSV with anisotropic diffusion (artificial viscosity)

$$-\alpha^2 \frac{\partial}{\partial t} \Delta \omega + \frac{\partial \omega}{\partial t} + u \cdot \nabla \omega = \nu \nabla \cdot (g(|\nabla \omega|) \nabla \omega), \quad (4.1)$$

where,  $\omega = \nabla \times u$ . Notice that when  $\alpha = 0$ , we recover (2.5). Using a forward time up-wind finite-difference scheme [2], we solve for  $\omega_{i,j}^{(n+1)}$  in the discretized equation:

$$\begin{aligned}
& (1 - \alpha^2 \Delta) \omega_{i,j}^{n+1} - \nu dt (\partial_x (g \omega_x^{n+1}) + \partial_y (g \omega_y^{n+1})) \\
&= (1 - \alpha^2 \Delta) \omega_{i,j}^n + dt \left[ -|u_1^n| \operatorname{sgn}(u_1^n) \frac{\omega_{i+ \operatorname{sgn}(u_1^n),j}^n - \omega_{i,j}^n}{dx} \right. \\
&\quad \left. - |u_2^n| \operatorname{sgn}(u_2^n) \frac{\omega_{i,j+ \operatorname{sgn}(u_2^n)}^n - \omega_{i,j}^n}{dy} \right], \tag{4.2}
\end{aligned}$$

and then solve for  $I^n$  in the equation  $\Delta I^n = \omega^n$ , using the standard centered discretization scheme.

For the finite difference scheme above, boundary conditions for both  $I^n$  and  $\omega^n$  are required. We use the Dirichlet conditions with the values of  $I$  on  $\partial\Omega$ . In computing the values of  $\omega$ ,  $u_1$ , and  $u_2$  we use second order finite difference methods, such as centered difference or one sided three point formula [2]. We use the same numerical scheme in the case for the 2D NSE ( $\alpha = 0$ ). In [4] they evolve the vorticity transport equation using forward Euler time stepping, with centered differences in space for the diffusion and a min-mod method for the convection term. The diffusion is also anisotropic.

## 5. NUMERICAL EXPERIMENTS

Our numerical experiments can be summarized into three categories: test for stability, test for efficiency and test for quality. In section 5.1, we present some test cases showing that for a given time stepping size, the gray-level blows up when the inpainting is done using NSE while the inpainting using NSV produced a stable solution. We give theoretical arguments in the appendix which in some sense support these numerical results. It is worthwhile to mention that using an explicit numerical scheme for both the 2D NSE and 2D NSV equations, one can see a nice advantage of using NSV instead of the NSE in automating the inpainting problem in terms of CFL condition when we for simplicity ignore the nonlinear term in the governing equations. In particular, the usual stiffness of the NSE by discretizing the linear part explicitly is no longer present for NSV. In the Appendix, we present rigorous argument for the stability condition when the nonlinear term is taken into consideration.

In section 5.2 we present some numerical studies using NSE and NSV for different values of  $\alpha$ . We look at the effect of the parameter  $\alpha$  on the quality of the resulting images and estimate the number of flops needed to converge to steady state. We perform this numerical experiment for two different time-steps. The quality of the resulting image is measured using PSNR which will be defined in the next section.

**5.1. Stability.** In this section we will present two test cases comparing the NSE and NSV both with anisotropic diffusion. The results presented here suggests that for some fixed specified time-stepping size  $dt$ , the NSV produced a stable solution in the image inpainting iteration process while the NSE with anisotropic diffusion provided an unstable solution (gray-level blows up). A quick summary of results is provided in Table 1.

For each test cases, we fix the viscosity coefficient  $\nu$ , tolerance  $\text{tol}$ , and the inpainting region  $\Omega$ . In Figure 3a, the inpainting region was computed in a grid (in pixels) of  $10 \times 10$ . For  $dt = 0.1$  and  $\nu = 2$ , the NSE did not converge to the steady

TABLE 1. Comparison between NSE( $\alpha = 0$ ) and NSV.  $\nu$  = viscosity coefficient,  $dt$ - size of time step,  $\Omega$  (in pixels) = size of the inpainting region.

Figure	$\alpha$	$\nu$	$dt$	$\Omega$	Recovered image
3a				$10 \times 10$	Original image
3b	0	2	0.1		Does not converge
3c	0.5		0.1		Converges
3d	0		0.001		Converges
4a				$64 \times 12$	Original image
4b	0	2	0.1		Does not converge
4c	0.9		0.1		Converges
4d	0		0.01		Converges

state solution due to large time-stepping, as shown in Figure 3b. On the other hand, for the same  $dt = 0.1$  and viscosity  $\nu = 2$ , the steady state solution to the NSV model, with  $\alpha = 0.5$ , gave a reasonable result to the image inpainting problem as shown in Figure 3c. In Figure 3d, we show the converged steady state solution of NSE for a smaller  $dt = 0.001$ . Using a subjective measure, Figures 3c and 3d are comparable in quality but Figure 3d required a larger time-step to converge to the steady state solution.

In Figure 4a, we choose a slightly different size of the inpainting region computed in a grid (in pixels) of  $64 \times 12$ . For  $dt = 0.1$  and  $\nu = 2$ , the NSE did not converge to the steady state solution due to large time-stepping, as shown in Figure 4b. Similar to the first example, for the same  $dt = 0.1$  and viscosity  $\nu = 2$ , the steady state solution to the NSV model, with  $\alpha = 0.9$ , gave a reasonable result to the image inpainting problem as shown in Figure 4c. In Figure 4d, we show the converged steady state solution of NSE for a smaller  $dt = 0.01$ . Figures 4c and 4d are comparable in quality but Figure 4d required a larger time-step to converge to the steady state solution.

**5.2. Is the NSV more efficient than the NSE in solving the inpainting problem?** As we have mentioned earlier, the NSV converges to its steady state solution using a larger time-step or fewer number of iterations. However, it is not clear whether it is more efficient than the NSE because of the extra computational cost, for the  $\alpha$  term, for each iteration. In addition, we also need to compare the quality of the resulting images. We do a flop counting for the two model equations until it reached a steady state solution by using the Lightspeed MATLAB toolbox. We approximated the flop by taking only in consideration the cost of matrix inversions. We use the *flop\_inv* function which returns the number of flop necessary to invert an  $n \times n$  matrix. Note that this function returns the minimal number of flop for matrix inversion, as though the best possible algorithm was used, no matter which method we are actually using. This should not be an issue for we use the same matrix inversion technique when running the two model equations. Given that  $\Omega$  is  $N \times M$ , we take  $n = \max(N, M)$ . We then normalize the flop count by dividing it by the number of pixels in  $\Omega$ . That is, the flop count is in units of number of flop per pixel. In addition, we also compute the PSNR of the resulting images to give some measure of comparison for the quality of the resulting images

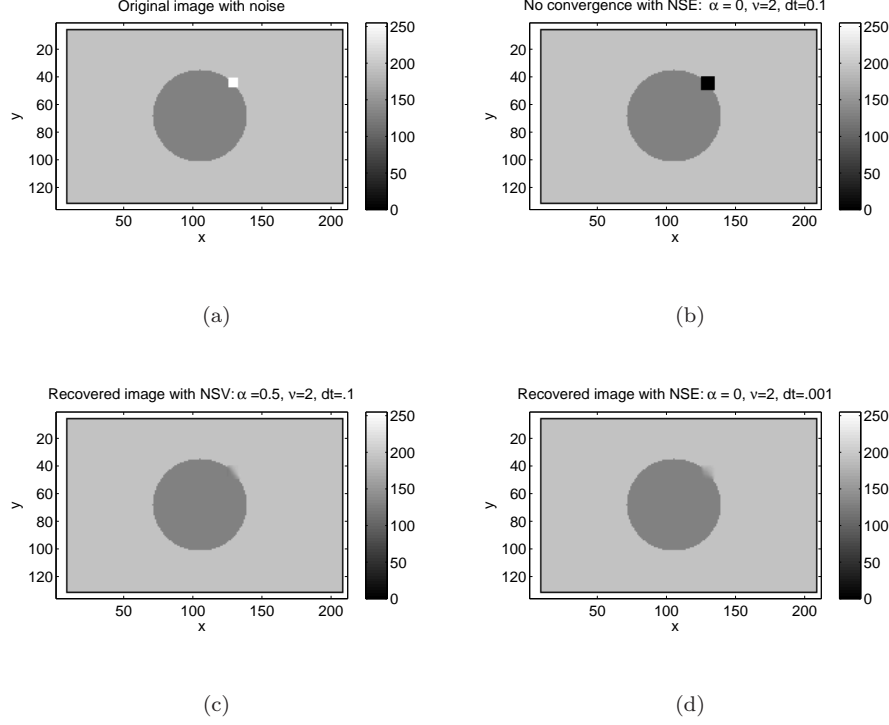


FIGURE 3. A comparison between the NSE and NSV. Figure a: Original image  $I$  with the inpainting region. Figure 3b: For step size  $dt = 0.1$  the NSE with anisotropic diffusion does not converge to its steady state solution. Figure 3c: On the other hand the NSV with anisotropic diffusion does converge for  $\alpha = 0.5$  and  $dt = 0.1$ . Figure d: For a smaller step size  $dt = .001$ , the NSE with anisotropic diffusion does converge.

in addition to subjective measure. Let  $P(i, j)$  be the original image that contains  $N$  by  $M$  pixels and  $I(i, j)$  the reconstructed image. The pixel values range between black (0) and white (255). The PSNR in decibels (dB) are computed as follows:

$$PSNR = 20 \log_{10} \left( \frac{255}{RMSE} \right) \quad (5.1)$$

where

$$RMSE = \sqrt{\frac{\sum_i \sum_j (P(i, j) - I(i, j))^2}{N * M}}.$$

Comparison between two PSNR values for different reconstructed image gives one measure of quality. Reconstructed images with higher PSNR are considered better although PSNR may not necessarily equate with human perception. For example, two images with the same PSNR does not necessarily mean they are of the same subjective quality. However, when subjective evaluation depends on many

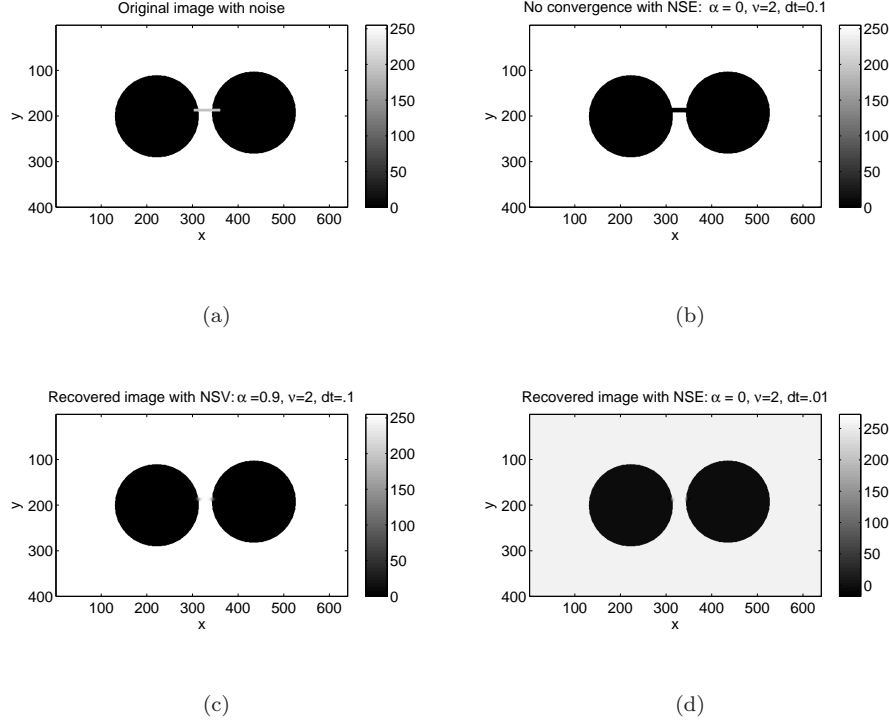


FIGURE 4. A comparison between the NSE and NSV. Figure a: Original image  $I$  with the inpainting region. Figure 4b: For step size  $dt = 0.1$  the NSE with anisotropic diffusion does not converge to its steady state solution. Figure 4c: On the other hand the NSV with anisotropic diffusion does converge for  $\alpha = 0.9$  and  $dt = 0.1$ . Figure 4d: For a smaller step size  $dt = .001$ , the NSE with anisotropic diffusion does converge.

factors, measuring the PSNR is a good way to compare the quality of inpainting results.

We now give an itemized description of our results based on our observation of Table 2 and Figure 5. In this numerical experiment, we fix the value of  $\nu = 2$ .

- (i) Comparing the NSE ( $\alpha = 0$ ) and NSV with  $\alpha = 1/3$  for both time steps  $dt = 0.001$  and  $dt = 0.0001$  in Table 5, we notice that the number of flops needed by NSV to converge to steady state has been reduced to almost half of the flops required by the NSE to converge to its steady state solution.
- (ii) In Figure 5a, for smaller  $dt = 0.001$ , the PSNR of NSV ( $\alpha = 1/2$ ) is 45 dB and is 1 point higher than that of NSE. In the case when  $dt = 0.0001$ , (Figure 5b) the PSNR of NSE is 46.5 dB while the NSV for  $\alpha = 1/3$  has a PSNR value of 46.
- (iii) We also notice that increasing the time step from  $dt = 0.0001$  to  $dt = 0.001$  for the NSE changes the quality of the picture dramatically under

TABLE 2. Comparison between NSE( $\alpha = 0$ ) and NSV.  $\nu$  = viscosity coefficient,  $dt$ - size of time step, flop count = flop count/( $N^*M$ ), PSNR = Peak signal-to-noise ratio.

flops	$\alpha$	$dt = 0.001$	$dt = 0.0001$
	0	1.2375e4	9.0000e3
	1/3	6.3753e3	5.6253e3
	2/3	4.1252e3	3.7502e3
	1	3.7502e3	3.3751e3
	4/3	3.3751e3	3.7501e3

subjective measure. In Figure 5, the PSNR for NSE is reduced from 46.5 dB to 44 dB when  $dt$  is increased from 0.0001 to 0.001. In the case of NSV for  $\alpha = 1/3$ , the change in quality of the picture under subjective measure is unnoticeable. In particular, the PSNR is changed from 46 dB to 45 dB as the  $dt$  is increased.

As a summary, one can show that for some value of  $\alpha > 0$ , the NSV gives a solution to the inpainting problem which is of comparable quality with that of the NSE but which requires less resources. From these results, it is natural to ask if one can determine the value of  $\alpha$  ahead of time which will yield the smallest flop count but yields the maximum PSNR. Our preliminary studies suggest that the choice of  $\alpha$  may be image dependent. For this reason, one may prefer the NSE to avoid the difficulty in finding the optimal  $\alpha$ . This suggests the development of schemes to adaptively determine an optimized  $\alpha$ . This will be a subject for future work.

## 6. DEPENDENCE OF SOLUTION TO THE IMAGE AT THE BOUNDARY, SIZE OF THE INPAINTING DOMAIN AND VISCOSITY.

The results in [4] is obtained by requiring the user to tune the parameters and related data in the inpainting region to suit the particular problem at hand. In [2] while inpainting various sample images, with similar inpainting region, viscosity  $\nu$  and  $\delta t$ , it was found that certain set of parameters produced stable solutions in some images and unstable solutions (gray-level blows up) in others. They have noted that certain characteristics of  $I$  near  $\partial\Omega$  has some effect on the maximum allowable stable choice of  $\delta t$ . In this section we will present analytical arguments on the dependence of the solution on the image at the boundary, size of the inpainting region and viscosity. We give some hypothesis on how the related data affects the convergence of the numerical solution. Note that the steady state solution for the NSV is exactly equal to the steady state solution of NSE. The main goal for this study is to determine the relationship between the viscosity, the image at the boundary and the size of the inpainting region. For example, we would like to determine for which size of the inpainting region and norm of  $I$  on the boundary, do we get a unique steady state solution.

**6.1. Uniqueness of steady state solution for boundary driven flows.** In [4], for the Navier-Stokes based inpainting, a discussion on the uniqueness of steady state solution and its relevance to inpainting was presented. It was expected that Navier-Stokes based inpainting may inherit some of the stability and uniqueness issues known for incompressible fluids, although the effect of anisotropic diffusion is

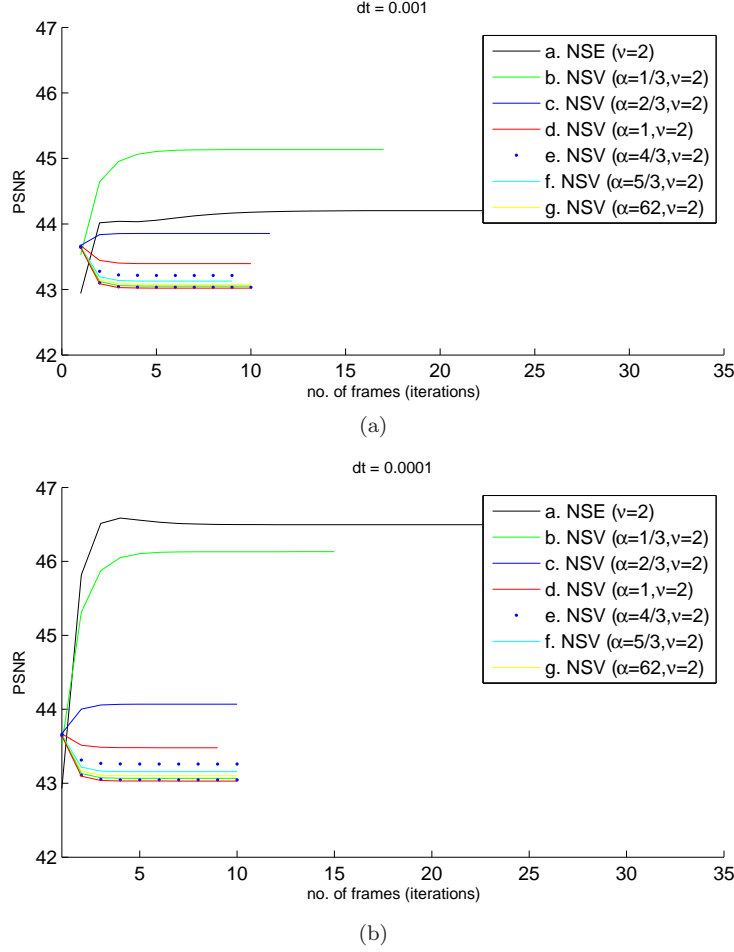


FIGURE 5. PSNR of NSE vs NSV (for various values of  $\alpha$ ). When  $dt = 0.001$ , the PSNR of NSV ( $\alpha=1/3$ ) is higher than the NSE and requires only about half of the number of flops needed for the NSE to converge to its steady state solution.

still unclear. The dependence of uniqueness in the viscosity of the fluid is discussed in [4]. In this section, we present some rigorous arguments following the work in [31, 32], modified slightly to interpret it in the context of image inpainting. In this section we show the dependence of the uniqueness of steady solution on the viscosity, on the image at the boundary, and on the size of the inpainting region.

We start here by recalling some notation. The notation used here are similar to those used in Section 3. Let us denote by  $\Omega$  a bounded domain of  $\mathbb{R}^2$  of class  $\mathcal{C}^2$  which is filled with an incompressible viscous fluid.

For the particular application of NSE and NSV in image inpainting, we supplement it with Dirichlet boundary condition  $u = \phi$  on  $\partial\Omega$ , in which  $\phi$  is independent of time. We consider here the non-homogeneous steady state Navier-Stokes problem which coincides with the steady state Navier-Stokes-Voight problem. Find  $u$

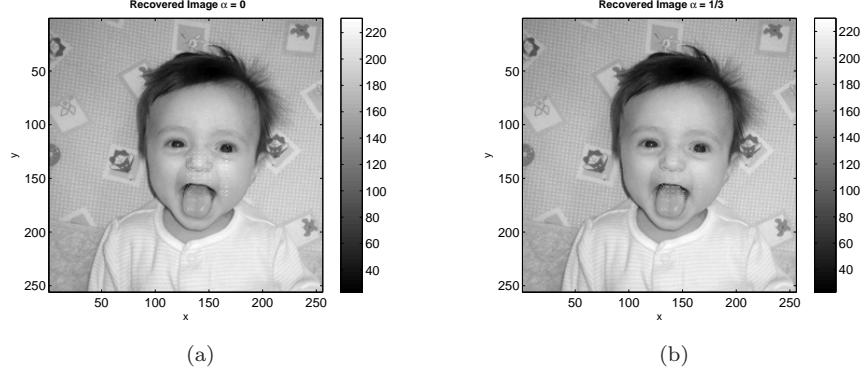


FIGURE 6. An example of image recovered for NSV ( $\alpha = 1/3$ ) and NSE with  $dt = 0.0001$

and  $p$  such that

$$-\nu \Delta u + (u \cdot \nabla)u + \nabla p = 0, \quad \text{in } \Omega, \quad (6.1)$$

$$\operatorname{div} u = 0, \quad \text{in } \Omega, \quad (6.2)$$

$$u = \phi \quad \text{on } \partial\Omega. \quad (6.3)$$

We assume that  $\phi$  is given as the trace on  $\partial\Omega$  of a function  $\Phi$ ,

$$\Phi \in H^2(\Omega), \quad \operatorname{div} \Phi = 0, \quad \int_{\partial\Omega} \Phi \cdot n \, ds = 0, \quad (6.4)$$

where  $n$  is the unit outward normal in  $\partial\Omega$ . The idea is the following: Given the physical data  $\phi$  defined on  $\partial\Omega$ , we find an extension  $\Phi$  of  $\phi$  inside  $\Omega$  satisfying (6.4). Under the above hypothesis there exist at least one  $u \in H^1$  and distribution  $p$  on  $\Omega$  satisfying (6.1) (see [31, 32]) provided we choose the extension  $\Phi \in L^a(\Omega)$  of  $\phi$  such that  $\|\Phi\|_a$  is sufficiently small for  $a > 2$  so that

$$|b(v, \Phi, v)| \leq \frac{\nu}{2} \|v\|^2, \quad \text{for all } v \in V. \quad (6.5)$$

The construction of  $\Phi$  satisfying (6.4) and (6.5) is presented in [32]. Knowing  $\Phi$  and knowing  $u$  is a solution of (6.1) then letting  $\hat{u} = u - \Phi$ , equation (6.1) is equivalent to

$$-\nu \Delta \hat{u} + (\hat{u} \cdot \nabla)\hat{u} + (\hat{u} \cdot \nabla)\Phi + (\Phi \cdot \nabla)\hat{u} + \nabla p = \nu \Delta \Phi - (\Phi \cdot \nabla)\Phi, \quad \text{in } \Omega, \quad (6.6)$$

$$\operatorname{div} \hat{u} = 0, \quad \text{in } \Omega, \quad (6.7)$$

$$\hat{u} = 0 \quad \text{on } \partial\Omega. \quad (6.8)$$

We now state a uniqueness result.

**Theorem 6.1.** *Suppose that the norm of  $\Phi$  in  $L^a(\Omega)$  is sufficiently small so that*

$$|b(v, \Phi, v)| \leq \frac{\nu}{2} \|v\|^2, \quad \text{for all } v \in V, \quad (6.9)$$

*and  $\nu$  is sufficiently large so that*

$$\nu^2 > 2C\lambda_1^{-1/2} \|f\|, \quad (6.10)$$

*where  $f = \nu \Delta \Phi - B(\Phi, \Phi)$ ,  $\lambda_1$  is the smallest eigenvalue of the Stokes operator, and  $C$  is constant, then (6.1) has a unique solution.*



## 7. CONCLUSION AND SUMMARY

The NSV model of viscoelastic incompressible fluid has been proposed as a regularization of the 3D NSE for purposes of direct numerical simulation. In this work, we have shown one of the benefits of using the 2D NSV turbulence model for small regularization parameter  $\alpha$ , instead of the 2D NSE to reduce computational expense when automating the inpainting process. To be more precise, one can find a parameter  $\alpha > 0$  in which the 2D NSV gives a solution to the image inpainting problem comparable (both using subjective and objective measure) to that of the solution of the 2D NSE but only requires a time step much larger in comparison to that of 2D NSE. That is, the 2D NSV converge to the steady state solution with a much larger time step and hence solves the image inpainting problem using less computational resources. In the numerical experiments, we found that after accounting for the relative costs of the two methods, the 2D NSV gives a solution to the inpainting problem which matches the quality of the image produced by when NSE is used but using less resources.

For our future work on this study we would like to investigate other PDEs which can be used instead of the 2D NSE and 2D NSV when solving the inpainting process. In particular, we would like to use a PDE to solve the inpainting problem without the addition of anisotropic diffusion. The dependence of the stability of solutions on certain characteristics of the image near the boundary is also of major interest in this topic. We would like to investigate the dependence of the uniqueness of steady solution on the viscosity, on the image at the boundary, and on the size of the inpainting region. We have presented some basic results on the uniqueness of steady state solution of the 2D steady state applied in the context of image inpainting. We would like to do further numerical experiments to verify these hypothesis. We also would like to find a correlation between the type of image and parameters, and hence create an adaptive code for different images.

## 8. ACKNOWLEDGEMENTS

We would like to thank E.S. Titi, D. Reynolds, and Y. Zhou for valuable discussions on discretization techniques and other helpful comments on this study. In particular, we would like to thank E.S. Titi for showing us the proof of the dependence of the uniqueness of the inpainting solution on the viscosity, on the image at the boundary and the size of inpainting region. MH was supported in part by NSF Awards 0715146 and 0511766 and DOE Awards DE-FG02-05ER25707 and DE-FG02-04ER25620. ME and EL were supported in part by NSF Award 0715146 and DOE Awards DE-FG02-05ER25707 and DE-FG02-04ER25620.

## 9. FUNCTIONAL SETTING AND PRELIMINARIES

Let  $\Omega = [0, 2\pi L]^2$ . The NSE of viscous incompressible flows, subject to periodic boundary condition, with basic domain  $\Omega$ , is written in the form:

$$\begin{aligned} \partial_t u - \nu \Delta u + (u \cdot \nabla) u &= -\nabla p + f, \\ \nabla \cdot u &= 0, \\ u(x, 0) &= u^{in}(x), \end{aligned} \tag{9.1}$$

where,  $u$  represents the unknown fluid velocity vector, and  $p$  is the unknown pressure scalar;  $\nu > 0$  is the constant kinematic viscosity. The function  $f$  is a given body

forcing assumed, for the simplicity of our presentation, to be time independent and with mean zero, that is  $\int_{\Omega} f(x)dx = 0$ , and  $u^{in}$  is the given initial velocity also assumed to have zero mean and hence the solutions  $u$  and  $v$  as well.

Next, we introduce some preliminary background material following the usual notation used in the context of the mathematical theory of Navier-Stokes equations (NSE) (see, e.g., [13, 31, 32]).

- (i) We denote by  $L^p$  and  $H^m$  the usual Lebesgue and Sobolev spaces, respectively. And we denote by  $|\cdot|$  and  $(\cdot, \cdot)$  the  $L^2$ -norm and  $L^2$ -inner product, respectively.
- (ii) Let  $\mathcal{F}$  be the set of all vector trigonometric polynomials with periodic domain  $\Omega$ . We then set

$$\mathcal{V} = \left\{ \phi \in \mathcal{F} : \nabla \cdot \phi = 0 \text{ and } \int_{\Omega} \phi(x) dx = 0 \right\}.$$

We set  $H$  and  $V$  to be the closures of  $\mathcal{V}$  in  $L^2$  and  $H^1$ , respectively. We also note that by Rellich lemma (see, e.g., [1]) we have the  $V$  is compactly embedded in  $H$ .

- (iii) We denote by  $P_{\sigma} : L^2 \rightarrow H$  the Helmholtz-Leray orthogonal projection operator, and by  $A = -P_{\sigma}\Delta$  the Stokes operator subject to periodic boundary condition with domain  $D(A) = (H^2(\Omega))^2 \cap V$ . We note that in the space-periodic case,

$$Au = -P_{\sigma}\Delta u = -\Delta u, \quad \text{for all } u \in D(A).$$

The operator  $A^{-1}$  is a self-adjoint positive definite compact operator from  $H$  into  $H$ . (cf. [13, 32]). We denote by  $0 < L^{-2} = \lambda_1 \leq \lambda_2 \leq \dots$  the eigenvalues of  $A$ , repeated according to their multiplicities.

- (iv) We recall the following two-dimensional Ladyzhenskaya inequality:

$$\|\phi\|_{L^4} \leq c \|\phi\|_{L^2}^{1/2} \|\phi\|_{H^1}^{1/2}, \quad \text{for every } \phi \in H^1(\Omega). \quad (9.2)$$

Hereafter  $c$  will denote a generic dimensionless constant.

- (v) For  $w_1, w_2 \in \mathcal{V}$ , we define the bilinear form

$$B(w_1, w_2) = P_{\sigma}((w_1 \cdot \nabla)w_2). \quad (9.3)$$

- (vi) By the Sobolev inequalities and compactness theorems, in two dimensions (or any dimensions less than 4) we can define on  $V$  a trilinear continuous form  $b$  by setting

$$b(u, v, w) = (B(u, v), w). \quad (9.4)$$

If  $u, v \in V$  then

$$b(u, v, v) = 0. \quad (9.5)$$

In particular a necessary orthogonality property which we will need to prove the stability of 2D NSV is the following:

$$b(u, u, Au) = 0, \text{ for all } u \in D(A). \quad (9.6)$$

## 10. STABILITY ANALYSIS OF THE 2D NSE

In this section we are concerned with a discussion on the discretization of the Navier Stokes equations in two dimensions, subject to periodic boundary conditions, with basic domain  $\Omega = [0, 2\pi L]^2$ . We study here a full discretization of the equations, both in space and time. We start with a description of the approximating scheme and then proceed to the study of the stability of this scheme. Our study here is based on the energy methods similar as in [32] which leads to sufficient conditions for stability.

**10.1. Description of the approximation scheme.** We now begin by defining a Galerkin approximation of the separable normed space  $V$ . For reference we direct the reader to [32]. Let  $V_h$ ,  $h \in \mathbb{N}$ , be an increasing sequence of finite-dimensional subspaces of  $V$  whose union is dense in  $V$ . For simplicity, assume that

$$V_h \subset L^2(\Omega), \quad \text{for all } h \in \mathbb{N}. \quad (10.1)$$

The space  $V_h$  is therefore equipped with two norms: the norm  $|\cdot|$  induced by  $L^2(\Omega)$  and its own norm  $\|\cdot\|_h$ . Since  $V_h$  is finite dimensional then these two norms must be equivalent. To be more precise we have

$$|u_h| \leq d_0 \|u_h\|_h, \quad \text{for all } u_h \in V_h, \quad (10.2)$$

where  $d_0$  independent of  $h$ , and

$$\|u_h\|_h \leq S(h)|u_h|, \quad \text{for all } u_h \in V_h. \quad (10.3)$$

Similarly, let  $D(A)_h$ ,  $h \in \mathbb{N}$ , be an increasing sequence of finite-dimensional subspaces of  $D(A)$  whose union is dense in  $D(A)$ . For simplicity, assume that

$$D(A)_h \subset V_h \subset L^2(\Omega), \quad \text{for all } h \in \mathbb{N}. \quad (10.4)$$

The space  $D(A)_h$  is therefore equipped with two norms: the norm  $\|\cdot\|_h$  induced by  $V_h$  and its own norm  $|A_h \cdot|$ . Since  $D(A)_h$  is finite dimensional normed space then these two norms must be equivalent. To be more precise we have

$$\|u_h\|_h \leq d_2 |A_h u_h|, \quad \text{for all } u_h \in D(A)_h, \quad (10.5)$$

where  $d_2$  independent of  $h$ , and

$$|A_h u_h| \leq cS(h)\|u_h\|_h, \quad \text{for all } u_h \in D(A)_h. \quad (10.6)$$

The constant  $S(h)$ , which depends on  $h$  is sometimes called the *stability constant* since it plays a major important role in obtaining necessary conditions on the stability of numerical approximations. Usually  $S(h) \rightarrow \infty$ , as  $h \rightarrow 0$ . Let there be given a trilinear continuous form on  $V_h$ , say  $b_h(u_h, v_h, w_h)$  which satisfies the following:

(i) For all  $u_h, v_h \in V_h$ ,

$$b_h(u_h, v_h, v_h) = 0, \quad (10.7)$$

and,

$$\begin{aligned} |b_h(u_h, u_h, v_h)| &\leq d_1 \|u_h\|_h^2 \|v_h\|_h \\ &\leq d_1 S^2(h) |u_h| \|u_h\|_h |v_h| \\ &\leq S_1(h) |u_h| \|u_h\|_h |v_h|, \end{aligned} \quad (10.8)$$

where at least,

$$S_1(h) \leq d_1 S^2(h). \quad (10.9)$$

(ii) For all  $u_h, v_h, w_h \in V_h$ ,

$$|b_h(u_h, v_h, w_h)| \leq d_1 \|u_h\|_h \|v_h\|_h \|w_h\|_h. \quad (10.10)$$

We divide the interval  $[0, T]$  into  $N$  intervals of equal length  $k$ :

$$k = T/N.$$

We associate with  $k$  and the function  $f$ , the elements  $f_1, \dots, f^N$ :

$$f^m = \frac{1}{k} \int_{(m-1)k}^{mk} f(t) dt, \quad m = 1, \dots, N; \quad f^m \in L^2(\Omega). \quad (10.11)$$

We denote by  $u_h^0$  - the orthogonal projection of the initial condition  $u_0$  onto  $D(A)_h$  in  $L^2(\Omega)$ .

When  $u_h^0, \dots, u_h^{m-1}$ , are known,  $u_h^m$  is the solution in  $D(A)_h$  of

$$\frac{1}{k}(u_h^m - u_h^{m-1}, v_h) + \nu((u_h^{m-1}, v_h))_h + b_h(u_h^{m-1}, u_h^{m-1}, v_h) = (f_m, v_h) \quad (10.12)$$

for all  $v_h \in D(A)_h$ .

## 10.2. Stability of scheme.

**Lemma 10.1.** *We assume that  $k$  and  $h$  satisfy*

$$(i) \quad kS^2(h) \leq \frac{1-\delta}{4\nu} \text{ for some } \delta, 0 < \delta < 1$$

$$(ii) \quad kS^2(h) \leq 1$$

$$(iii) \quad kS_1^2(h)S^2(h) \leq \frac{\nu\delta}{8d_0^2d_5}$$

where  $d_0$  is as in (10.2) and

$$d_5 = \|u_0\|^2 + d_0^2 \left( \frac{d_0^2 + 1 - \delta}{\nu d_0^2} \right) \int_0^T |f(s)|^2 ds, \quad (10.13)$$

then, the  $u_h^m$  given by (10.12) remain bounded in the following sense

$$\|u_h^m\|_h^2 \leq d_5 \quad m = 1, \dots, N \quad (10.14)$$

$$k \sum_{m=1}^r |A_h u_h^{m-1}|^2 \leq \frac{2d_5}{\nu\delta} \quad (10.15)$$

$$\sum_{m=1}^N \|u_h^m - u_h^{m-1}\|_h^2 \leq 2 \left( \frac{2-\delta}{\delta} \right) d_5 + 4 \int_0^T |f(s)|^2 ds \quad (10.16)$$

*Proof.* We replace by  $v_h$  by  $A_h u_h^{m-1}$  in (10.12); due to the identity

$$2(a - b, b) = |a|^2 - |b|^2 - |a - b|^2 \quad (10.17)$$

we find

$$\begin{aligned} \|u_h^m\|_h^2 - \|u_h^{m-1}\|_h^2 - \|u_h^m - u_h^{m-1}\|_h^2 + 2k\nu |A_h u_h^{m-1}|^2 \\ = 2k(f^m, A_h u_h^{m-1}) \\ \leq 2kd_0 |f^m| |A_h u_h^{m-1}| \\ \leq k\nu |A_h u_h^{m-1}|^2 + k \frac{d_0^2}{\nu} |f^m|^2 \end{aligned} \quad (10.18)$$

that is,

$$\|u_h^m\|_h^2 - \|u_h^{m-1}\|_h^2 - \|u_h^m - u_h^{m-1}\|_h^2 + 2k\nu |A_h u_h^{m-1}|^2$$

$$\begin{aligned}
&= 2k(f^m, A_h u_h^{m-1}) \\
&\leq kd_0 |f^m| |A_h u_h^{m-1}| \\
&\leq k \frac{d_0^2}{\nu} |f^m|^2
\end{aligned} \tag{10.19}$$

We would like to majorize the term  $\|u_h^m - u_h^{m-1}\|_h^2$  in (10.19). Let  $v_h = A_h u_h^m - A_h u_h^{m-1}$  in (10.12). This gives

$$\begin{aligned}
2\|u_h^m - u_h^{m-1}\|_h^2 &= -2k\nu (A_h u_h^{m-1}, A(u_h^m - u_h^{m-1})) \\
&\quad - 2kb_h(u_h^{m-1}, u_h^{m-1}, A_h u_h^m - u_h^{m-1}) \\
&\quad + 2k(f^m, A_h(u_h^m - u_h^{m-1})) \\
&=: I_1 + I_2 + I_3
\end{aligned} \tag{10.20}$$

We successively majorize  $I_1$ ,  $I_2$  and  $I_3$  using repeatedly (10.3), (10.6), (10.8), and Cauchy-Schwarz inequality

$$\begin{aligned}
|I_1| &\leq 2k\nu |A_h u_h^{m-1}| |A_h(u_h^m - u_h^{m-1})| \\
&\leq 2k\nu S(h) |A_h u_h^{m-1}| \|u_h^m - u_h^{m-1}\|_h \\
&\leq \frac{1}{4} \|u_h^m - u_h^{m-1}\|_h^2 + 4k^2 \nu^2 S^2(h) |A_h u_h^{m-1}|^2
\end{aligned} \tag{10.21}$$

$$\begin{aligned}
|I_2| &\leq 2kS_1(h) |u_h^{m-1}| \|u_h^{m-1}\|_h |A_h(u_h^m - u_h^{m-1})| \\
&\leq 2kS(h)S_1(h) |u_h^{m-1}| \|u_h^{m-1}\|_h \|u_h^m u_h^{m-1}\|_h \\
&\leq \frac{1}{4} \|u_h^m - u_h^{m-1}\|_h^2 + 4k^2 d_0^2 S^2(h) S_1^2(h) |u_h^{m-1}|^2 \|u_h^{m-1}\|_h^2 \\
&\leq \frac{1}{4} \|u_h^m - u_h^{m-1}\|_h^2 + 4k^2 d_0^2 S^2(h) S_1^2(h) |u_h^{m-1}|^2 |A_h u_h^{m-1}|^2
\end{aligned} \tag{10.22}$$

$$\begin{aligned}
|I_3| &\leq 2k |f^m| |A_h(u_h^m - u_h^{m-1})| \\
&\leq 2kS(h) |f^m| \|u_h^m - u_h^{m-1}\|_h \\
&\leq \frac{1}{4} \|u_h^m - u_h^{m-1}\|_h^2 + 4k^2 S^2(h) |f^m|^2
\end{aligned} \tag{10.23}$$

Therefore (10.20) becomes

$$\begin{aligned}
\|u_h^m - u_h^{m-1}\|_h^2 &\leq 4k^2 \nu^2 S^2(h) |A_h u_h^{m-1}|^2 + 4k^2 d_0^2 S_1^2(h) S^2(h) |u_h^{m-1}|^2 |A_h u_h^{m-1}|^2 \\
&\quad + 4k^2 S^2(h) |f^m|^2 \\
&\leq k\nu(1 - \delta) |A_h u_h^{m-1}|^2 + 4k^2 d_0^2 S_1^2(h) S^2(h) |u_h^{m-1}|^2 |A_h u_h^{m-1}|^2 \\
&\quad + 4k^2 S^2(h) |f^m|^2
\end{aligned} \tag{10.24}$$

Going back to (10.19) we have

$$\begin{aligned}
\|u_h^m\|_h^2 - \|u_h^{m-1}\|_h^2 + k(\nu\delta - 4kd_0^2S_1^2(h)S^2(h)|u_h^{m-1}|^2)|A_h u_h^{m-1}|^2 \\
\leq k\left(\frac{d_0^2}{\nu} + 4kS^2(h)\right)|f^m|^2 \\
\leq kd_0^2\left(\frac{1}{\nu} + \frac{1-\delta}{\nu d_0^2}\right)|f^m|^2 \\
\leq kd_0^2\left(\frac{d_0^2 + 1 - \delta}{\nu d_0^2}\right)|f^m|^2
\end{aligned} \tag{10.25}$$

Summing up (10.25) for  $m = 1$  to  $r$  we get

$$\|u_h^r\|_h^2 + k \sum_{m=1}^r (\nu\delta - 4kd_0^2S_1^2(h)S^2(h)|u_h^{m-1}|^2)|A_h u_h^{m-1}|^2 \leq \mu_r \tag{10.26}$$

where

$$\mu_r = \|u_h^0\|_h^2 + kd_0^2\left(\frac{d_0^2 + 1 - \delta}{\nu d_0^2}\right) \sum_{m=1}^r |f^m|^2$$

Now using condition (iii) in Lemma 10.1, we will prove by the method of induction that

$$\|u_h^r\|_h^2 + \frac{k\nu\delta}{2} \sum_{m=1}^r |A_h u_h^{m-1}|^2 \leq \mu_r, \quad r = 1 \text{ to } N. \tag{10.27}$$

First observe that

$$\begin{aligned}
\mu_r \leq \mu_N &= \|u_h^0\|_h^2 + kd_0^2\left(\frac{d_0^2 + 1 - \delta}{\nu d_0^2}\right) \sum_{m=1}^N |f^m|^2 \\
&\leq \|u_0\|^2 + d_0^2\left(\frac{d_0^2 + 1 - \delta}{\nu d_0^2}\right) \int_0^T |f(s)|^2 ds =: d_5
\end{aligned} \tag{10.28}$$

To prove the basis for induction ( $r = 1$ ) we write (10.25) for  $m = 1$  and use condition (iii) in Lemma 10.1 to get

$$\begin{aligned}
\|u_h^1\|_h^2 + k\nu\delta|A_h u_h^0|^2 &\leq \|u_h^0\|_h^2 + 4k^2d_0^2S_1^2(h)S^2(h)|u_h^0|^2|A_h u_h^0|^2 \\
&\quad + kd_0^2\left(\frac{d_0^2 + 1 - \delta}{\nu d_0^2}\right)|f^1|^2 \\
&\leq \mu_1 + \frac{k\nu\delta}{2}|A_h u_h^0|^2
\end{aligned} \tag{10.29}$$

And thus equation (10.27) for  $r = 1$  is satisfied. By induction on  $r$ , assume that (10.27) holds up to the order  $r - 1$ . Note that by the recurrence hypothesis

$$\|u_h^{r-1}\|_h^2 \leq \mu_{r-1} \leq \mu_N \leq d_5 \tag{10.30}$$

Thus by (10.26), we have

$$\begin{aligned}
\|u_h^r\|_h^2 + k\nu\delta \sum_{m=1}^r |A_h u_h^{m-1}|^2 &\leq \mu_r + 4k^2 d_0^2 S_1^2(h) S^2(h) |u_h^{m-1}|^2 \\
&\leq \mu_r + 4k^2 d_0^2 S_1^2(h) S^2(h) d_5 \sum_{m=1}^r |A_h u_h^{m-1}|^2 \quad (10.31) \\
&\leq \mu_2 + \frac{k\nu\delta}{2} \sum_{m=1}^r |A_h u_h^{m-1}|^2.
\end{aligned}$$

Hence,

$$\|u_h^r\|_h^2 + \frac{k\nu\delta}{2} \sum_{m=1}^r |A_h u_h^{m-1}|^2 \leq \mu_r \quad (10.32)$$

This gives us (10.15). It remains to prove (10.16). From (10.24) and applying condition (ii) and (iii) from Lemma 10.1, we get

$$\begin{aligned}
\|u_h^m - u_h^{m-1}\|_h^2 &\leq k^2 \nu^2 S^2(h) |A_h u_h^{m-1}|^2 + 4k^2 d_0^2 S_1^2(h) S^2(h) |u_h^{m-1}|^2 |A_h u_h^{m-1}|^2 \\
&\quad + 4k^2 S^2(h) |f^m|^2 \\
&\leq k\nu(1-\delta) |A_h u_h^{m-1}|^2 + 4k \frac{\nu\delta}{8d_5} |u_h^{m-1}|^2 |A_h u_h^{m-1}|^2 + 4k |f^m|^2 \\
&\leq k\nu(1-\delta) |A_h u_h^{m-1}|^2 + k\nu\delta |A_h u_h^{m-1}|^2 + 4k |f^m|^2 \\
&\leq k\nu(2-\delta) |A_h u_h^{m-1}|^2 + 4k |f^m|^2 \quad (10.33)
\end{aligned}$$

Summing it up over all  $m = 1$  to  $N$  and using (10.15) we find (10.16).  $\square$

## 11. STABILITY ANALYSIS OF THE 2D NSV

The preliminary setup is the same as those of 2D NSE in the previous section. When  $u_h^0, \dots, u_h^{m-1}$ , are known,  $u_h^m$  is the solution in  $D(A)_h$  of

$$\begin{aligned}
\frac{1}{k} (u_h^m - u_h^{m-1}, v_h) + \frac{\alpha^2}{k} (A_h u_h^m - A_h u_h^{m-1}, v_h) \\
+ \nu((u_h^{m-1}, v_h))_h + b_h(u_h^{m-1}, u_h^{m-1}, v_h) = (f_m, v_h)
\end{aligned} \quad (11.1)$$

for all  $v_h \in V_h$ .

### 11.1. Stability of scheme.

**Lemma 11.1.** *We assume that  $k$  and  $h$  satisfy*

- (i)  $kS^2(h) \leq \frac{1-\delta}{4\nu}$  for some  $\delta$ ,  $0 < \delta < 1$
- (ii)  $kS_1^2(h) \leq \frac{\nu\delta}{8d_6}$

$$d_6 = |u_0|^2 + \alpha^2 \|u_0\|^2 + \left( \frac{d_0^2}{\nu} + 4T \right) \int_0^T |f(s)|^2 ds, \quad (11.2)$$

and  $d_0$  is as in (10.2), then, the  $u_h^m$  given by (11.1) remain bounded in the following sense

$$|u_h^m|^2 + \alpha^2 \|u_h^m\|_h^2 \leq d_6 \quad m = 1, \dots, N \quad (11.3)$$

$$k \sum_{m=1}^r \|u_h^{m-1}\|_h^2 \leq \frac{2d_6}{\nu\delta} \quad (11.4)$$

$$\sum_{m=1}^N (|u_h^m - u_h^{m-1}|^2 + \alpha^2 \|u_h^m - u_h^{m-1}\|_h^2) \leq \left(\frac{2-\delta}{\delta}\right) d_6 + 4T \int_0^T |f(s)|^2 ds \quad (11.5)$$

*Proof.* We replace by  $v_h$  by  $u_h^{m-1}$  in (11.1); due to (10.2), (10.3), (10.17) and Cauchy-Schwarz, we get

$$\begin{aligned} & |u_h^m|^2 - |u_h^{m-1}|^2 - |u_h^m - u_h^{m-1}|^2 + 2k\nu \|u_h^{m-1}\|_h^2 \\ & \quad + \alpha^2 (\|u_h^m\|_h^2 - \|u_h^{m-1}\|_h^2 - \|u_h^m - u_h^{m-1}\|_h^2) \\ & = 2k(f^m, A_h u_h^{m-1}) \\ & \leq 2kd_0 |f^m| \|u_h^{m-1}\|_h \\ & \leq k\nu \|u_h^{m-1}\|_h^2 + k \frac{d_0^2}{\nu} |f^m|^2 \end{aligned} \quad (11.6)$$

that is,

$$\begin{aligned} & (|u_h^m|^2 - |u_h^{m-1}|^2) + \alpha^2 (\|u_h^m\|_h^2 - \|u_h^{m-1}\|_h^2) \\ & \quad - (|u_h^m - u_h^{m-1}|^2 + \alpha^2 \|u_h^m - u_h^{m-1}\|_h^2) \\ & \leq k \frac{d_0^2}{\nu} |f^m|^2 \end{aligned} \quad (11.7)$$

We would like to majorize the term  $(|u_h^m - u_h^{m-1}|^2 + \alpha^2 \|u_h^m - u_h^{m-1}\|_h^2)$  in (11.7). Let  $v_h = u_h^m - u_h^{m-1}$  in (11.1). This gives

$$\begin{aligned} 2|u_h^m - u_h^{m-1}|^2 + 2\alpha^2 \|u_h^m - u_h^{m-1}\|_h^2 & = -2k\nu ((u_h^{m-1}, u_h^m - u_h^{m-1}))_h \\ & \quad - 2kb_h(u_h^{m-1}, u_h^{m-1}, u_h^m - u_h^{m-1}) \\ & \quad + 2k(f^m, u_h^m - u_h^{m-1}) \\ & =: I_1 + I_2 + I_3 \end{aligned} \quad (11.8)$$

We successively majorize  $I_1$ ,  $I_2$  and  $I_3$  using repeatedly (10.3), (10.8), and Cauchy-Schwarz inequality

$$\begin{aligned} |I_1| & \leq 2k\nu \|u_h^{m-1}\|_h \|u_h^m - u_h^{m-1}\|_h \\ & \leq 2k\nu S(h) \|u_h^{m-1}\|_h |u_h^m - u_h^{m-1}| \\ & \leq \frac{1}{4} |u_h^m - u_h^{m-1}|^2 + 4k^2\nu^2 S^2(h) \|u_h^{m-1}\|_h^2 \end{aligned} \quad (11.9)$$

$$\begin{aligned} |I_2| & \leq 2kS_1(h) |u_h^{m-1}| \|u_h^{m-1}\|_h |u_h^m - u_h^{m-1}| \\ & \leq \frac{1}{4} |u_h^m - u_h^{m-1}|^2 + 4k^2 S_1^2(h) |u_h^{m-1}|^2 \|u_h^{m-1}\|_h^2 \end{aligned} \quad (11.10)$$

$$\begin{aligned} |I_3| & \leq 2k |f^m| \|u_h^m - u_h^{m-1}\|_h \\ & \leq \frac{1}{4} |u_h^m - u_h^{m-1}|^2 + 4k^2 |f^m|^2 \end{aligned} \quad (11.11)$$



Therefore (11.8) becomes

$$\begin{aligned}
|u_h^m - u_h^{m-1}|^2 + \alpha^2 \|u_h^m - u_h^{m-1}\|_h^2 &\leq 4k^2 \nu^2 S(h) \|u_h^{m-1}\|_h^2 \\
&\quad + 4k^2 S_1^2(h) |u_h^{m-1}|^2 \|u_h^{m-1}\|_h^2 + 4k^2 |f^m|^2 \\
&\leq k\nu(1 - \delta) \|u_h^{m-1}\|_h^2 \\
&\quad + 4k^2 S_1^2(h) |u_h^{m-1}|^2 \|u_h^{m-1}\|_h^2 + 4k^2 |f^m|^2
\end{aligned} \tag{11.12}$$

Going back to (11.7) we have

$$\begin{aligned}
|u_h^m|^2 - |u_h^{m-1}|^2 + \alpha^2 (\|u_h^m\|_h^2 - \|u_h^{m-1}\|_h^2) &+ k(\nu\delta - 4kS_1^2(h)|u_h^{m-1}|^2) \|u_h^{m-1}\|_h^2 \\
&\leq k \left( \frac{d_0^2}{\nu} + 4k \right) |f^m|^2 \\
&\leq k \left( \frac{d_0^2}{\nu} + 4T \right) |f^m|^2 \quad (\text{since } k \leq T)
\end{aligned} \tag{11.13}$$

Summing up (11.12) for  $m = 1$  to  $r$  we get

$$|u_h^r|^2 + \alpha^2 \|u_h^r\|_h^2 + k \sum_{m=1}^r (\nu\delta - 4kS_1^2(h)|u_h^{m-1}|^2) \|u_h^{m-1}\|_h^2 \leq \mu_r \tag{11.14}$$

where

$$\mu_r = |u_h^0|^2 + \alpha^2 \|u_h^0\|_h^2 + k \left( \frac{d_0^2}{\nu} + 4T \right) \sum_{m=1}^r |f^m|^2$$

Now using condition (ii) in Lemma 11.1, we will prove by the method of induction that

$$|u_h^r|^2 + \alpha^2 \|u_h^r\|_h^2 + \frac{k\nu\delta}{2} \sum_{m=1}^r \|u_h^{m-1}\|_h^2 \leq \mu_r, \quad r = 1 \text{ to } N. \tag{11.15}$$

First observe that

$$\mu_r \leq \mu_N = |u_h^0|^2 + \alpha^2 \|u_h^0\|_h^2 + k \left( \frac{d_0^2}{\nu} + 4T \right) \sum_{m=1}^N |f^m|^2 =: d_6 \tag{11.16}$$

To prove the basis for induction ( $r = 1$ ) we write (11.13) for  $m = 1$  and use condition (ii) in Lemma 11.1 to get

$$\begin{aligned}
|u_h^1|^2 + \alpha^2 \|u_h^1\|_h^2 + k\nu\delta \|u_h^0\|_h^2 &\leq |u_h^0|^2 + \alpha^2 \|u_h^0\|_h^2 \\
&\quad + 4k^2 S_1^2(h) |u_h^0|^2 \|u_h^0\|_h^2 + k \left( \frac{d_0^2}{\nu} + 4T \right) |f^1|^2 \\
&\leq \mu_1 + \frac{k\nu\delta}{2} \|u_h^0\|_h^2
\end{aligned} \tag{11.17}$$

And thus equation (11.15) for  $r = 1$  is satisfied. By induction on  $r$ , assume that (11.15) holds up to the order  $r - 1$ . Note that by the recurrence hypothesis

$$|u_h^{r-1}|^2 + \alpha^2 \|u_h^{r-1}\|_h^2 \leq \mu_{r-1} \leq \mu_N \leq d_6 \tag{11.18}$$

Thus by (11.14), we have

$$\begin{aligned}
|u_h^{r-1}|^2 + \alpha^2 \|u_h^r\|_h^2 + k\nu\delta \sum_{m=1}^r \|u_h^{m-1}\|_h^2 &\leq \mu_r + 4k^2 S_1^2(h) |u_h^{m-1}|^2 |u_h^{m-1}|^2 \\
&\leq \mu_r + 4k^2 S_1^2(h) d_6 \sum_{m=1}^r \|u_h^{m-1}\|_h^2 \quad (11.19) \\
&\leq \mu_2 + \frac{k\nu\delta}{2} \sum_{m=1}^r \|u_h^{m-1}\|_h^2.
\end{aligned}$$

Hence,

$$|u_h^r|^2 + \alpha^2 \|u_h^r\|_h^2 + \frac{k\nu\delta}{2} \sum_{m=1}^r \|u_h^{m-1}\|_h^2 \leq \mu_r \quad (11.20)$$

This gives us (11.4). It remains to prove (11.5). From (11.12) and applying condition (i) and (ii) from Lemma 11.1, we get

$$\begin{aligned}
|u_h^m - u_h^{m-1}|^2 + \alpha^2 \|u_h^m - u_h^{m-1}\|_h^2 &\leq k\nu(1 - \delta) \|u_h^{m-1}\|_h^2 \\
&\quad + 4k^2 S_1^2(h) |u_h^{m-1}|^2 \|u_h^{m-1}\|_h^2 + 4k^2 |f^m|^2 \\
&\leq k\nu \left(1 - \frac{\delta}{2}\right) \|u_h^{m-1}\|_h^2 + 4kT |f^m|^2 \quad (11.21)
\end{aligned}$$

Summing it up over all  $m = 1$  to  $N$  and using (11.4) we find (11.5).  $\square$

## 12. STABILITY ANALYSIS OF THE NSE WITH SEMI-IMPLICIT DISCRETIZATION

We present here general results for stability analysis for the full NSE equations vorticity formulation (implicit only on the linear part of the operator). The setup is as follows: When

When  $u_h^0, \dots, u_h^{m-1}$ , are known,  $u_h^m$  is the solution in  $D(A)_h$  of

$$\frac{1}{k} (u_h^m - u_h^{m-1}, v_h) + \nu ((u_h^m, v_h))_h + b_h(u_h^{m-1}, u_h^{m-1}, v_h) = (f_m, v_h) \quad (12.1)$$

for all  $v_h \in V_h$ .

### 12.1. Stability of scheme.

**Lemma 12.1.** *We assume that  $k$  and  $h$  satisfy*

- (i)  $kS^4(h) \leq d'$
- (ii)  $kS_1^2(h)S^2(h) \leq d''$

where  $d' =$  and  $d'' =$ , then, the  $u_h^m$  given by (12.1) remain bounded in the following sense

$$\begin{aligned}
\|u_h^m\|_h &\leq d_7, \quad m = 0, \dots, N, \\
\sum_{m=1}^N \|u_h^m - u_h^{m-1}\|_h^2 &\leq d_7 \\
k \sum_{m=1}^N |A_h u_h^m|^2 &\leq d_7 \quad (12.2)
\end{aligned}$$

where  $d_7$  is some constant depending only on the data  $d'$  and  $d''$ .

*Proof.* We let  $v_h = A_h u_h^m$  in (12.1). Using the identity (10.17), we get

$$\begin{aligned} \|u_h^m\|_h^2 - \|u_h^{m-1}\|_h + \|u_h^m - u_h^{m-1}\|_h^2 + 2k\nu|A_h u_h^m|^2 &= -2kb_h(u_h^{m-1}, u_h^{m-1}, A_h u_h^m) \\ &\quad + 2k(f^m, A_h u_h^m) \\ &:= I_1 + I_2 \end{aligned} \quad (12.3)$$

We would like to get a bound on the terms  $I_1$  and  $I_2$ . Due now to the identity  $b_h(u_h^{m-1}, u_h^{m-1}, A_h u_h^{m-1}) = 0$  then by (10.2) and (10.8), we have

$$\begin{aligned} |I_1| &\leq 2kS_1(h)|u_h^{m-1}||u_h^{m-1}|_h|A(u_h^m - u_h^{m-1})| \\ &\leq 2kS_1(h)S(h)|u_h^{m-1}||u_h^{m-1}|_h\|u_h^m - u_h^{m-1}\|_h \\ &\leq 2k^2S_1^2(h)S^2(h)|u_h^{m-1}|^2\|u_h^{m-1}\|_h^2 + \frac{1}{2}\|u_h^m - u_h^{m-1}\|_h \end{aligned} \quad (12.4)$$

and

$$\begin{aligned} |I_2| &\leq 2kd_0|f^m||A_h u_h^m| \\ &\leq k\left(\frac{d_0^2}{\nu}|f^m|^2 + \nu|A_h u_h^m|^2\right). \end{aligned} \quad (12.5)$$

Hence,

$$\begin{aligned} \|u_h^m\|_h^2 - \|u_h^{m-1}\|_h^2 + \frac{1}{2}\|u_h^m - u_h^{m-1}\|_h^2 + k\nu|A_h u_h^m|^2 \\ - 2k^2S_1^2(h)S^2(h)|u_h^{m-1}|^2\|u_h^{m-1}\|_h^2 \leq \frac{kd_0^2}{\nu}|f^m|^2. \end{aligned} \quad (12.6)$$

We sum up these inequalities for  $m = 1$  to  $r$ , to get

$$\begin{aligned} \|u_h^r\|_h^2 + \frac{1}{2}\sum_{m=1}^r\|u_h^m - u_h^{m-1}\|_h^2 + k\nu\sum_{m=1}^r|A_h u_h^m|^2 \\ - 2k^2S_1^2(h)S^2(h)\sum_{m=2}^r|u_h^{m-1}|^2\|u_h^{m-1}\|_h^2 \leq \lambda_r, \end{aligned} \quad (12.7)$$

where,

$$\lambda_r = \|u_h^0\|_h^2 = \frac{kd_0^2}{\nu}\sum_{m=1}^r|f^m|^2 + 2k^2S_1^2(h)S^2(h)|u_h^0|^2\|u_h^0\|_h^2. \quad (12.8)$$

We assume that

$$2kd_0d_2S_1^2(h)S^2(h)\lambda_N \leq \nu - \delta \quad (12.9)$$

for some fixed  $\delta$ ,  $0 \leq \delta \leq \nu$ . If this holds then one can show recursively that

$$\|u_h^r\|_h^2 + \frac{1}{2}\sum_{m=1}^r\|u_h^m - u_h^{m-1}\|_h^2 + k\delta\sum_{m=1}^r|A_h u_h^m|^2 \leq \lambda_r, \quad r = 1, \dots, N. \quad (12.10)$$

Clearly, letting  $m = 1$  in (12.6) shows that (12.10) is true for  $r = 1$ . Let us assume that (12.10) is valid up to the order  $r - 1$ , we want to show that (12.10) is valid for  $r$ . Observe that by the inductive hypothesis  $\|u_h^m\|_h^2 \leq \lambda_m \leq \lambda_N$ . Hence, by the

condition (12.9)

$$\begin{aligned}
2k^2 S_1^2(h) S^2(h) \sum_{m=2}^r |u_h^{m-1}| \|u_h^{m-1}\|_h^2 &\leq 2d_2 k^2 S_1^2(h) S^2(h) \sum_{m=2}^r |u_h^{m-1}| |A_h u_h^{m-1}|^2 \\
&\leq 2d_0 d_2 k^2 S_1^2(h) S^2(h) \lambda_N \sum_{m=1}^r |A_h u_h^{m-1}|^2 \\
&\leq k(\nu - \delta) \sum_{m=1}^r |A_h u_h^{m-1}|^2
\end{aligned} \tag{12.11}$$

We apply this upper bound into (12.7), we get (12.10) for the integer  $r$ . To complete the proof it suffices to show that conditions (i) and (ii) in Lemma 12.1 ensure the condition (12.9). We recall that since  $\|u_h^0\| \leq \|u_0\|$  for all  $h$  and

$$k \sum_{m=1}^N |f^m|^2 \leq \int_0^T |f(s)|^2 ds$$

then,

$$\begin{aligned}
\lambda_N &\leq \|u_0\|^2 + \frac{d_0^2}{\nu} \int_0^T |f(s)|^2 ds + 2k^2 S_1^2(h) S^2(h) |u_0|^2 \|u_h^0\|_h^2 \\
&\leq d_{10} + 2k^2 S_1^2(h) S^2(h) |u_0|^2 \|u_0\|^2.
\end{aligned} \tag{12.12}$$

Hence, if  $k S_1^2 S^2(h) \leq d'$ , then

$$\begin{aligned}
2kd_0 d_2 S_1^2(h) S^2(h) \lambda_N &\leq 2d'(d_{10} + 2d' d'' |u_0|^2 \|u_0\|^2) \\
&\leq \nu - \delta,
\end{aligned} \tag{12.13}$$

provided  $d'$ ,  $d''$  are sufficiently small.  $\square$

### 13. SOME IDENTITIES

Let  $n$  be the spatial dimension.

$$\begin{aligned}
\|u_h\|_h^2 &= \sum_{i,j=1}^n \left\{ \frac{1}{h_j^2} \int_{\Omega} |u_{ih} \left( x + \frac{\vec{h}_j}{2} \right) - u_{ih} \left( x - \frac{\vec{h}_j}{2} \right)|^2 dx \right\} \\
&\leq 2 \sum_{i,j=1}^n \left\{ \frac{1}{h_j^2} \int_{\Omega} |u_{ih} \left( x + \frac{\vec{h}_j}{2} \right)|^2 + |u_{ih} \left( x - \frac{\vec{h}_j}{2} \right)|^2 dx \right\} \\
&\leq 4 \sum_{i,j=1}^n \left\{ \frac{1}{h_j^2} \int_{\Omega} |u_{ih}(x)|^2 dx \right\} \\
&\leq 4 \left( \sum_{j=1}^n \frac{1}{h_j^2} \right) |u_h|^2 = S(h)^2 |u_h|^2
\end{aligned} \tag{13.1}$$

$$\begin{aligned}
|\Delta_h u_h|^2 &= \frac{1}{4} \sum_{i,j=1}^n \left\{ \frac{1}{h_j^2} \int_{\Omega} |u_{ih}(x + \vec{h}_j) + u_{ih}(x - \vec{h}_j) - 2u_{ih}(x)|^2 dx \right\} \\
&\leq \sum_{i,j=1}^n \left\{ \frac{1}{h_j^2} \int_{\Omega} \left| \frac{u_{ih}(x + \vec{h}_j) - u_{ih}(x)}{h_j} \right|^2 \right. \\
&\quad \left. + \left| \frac{u_{ih}(x - \vec{h}_j) - u_{ih}(x)}{h_j} \right|^2 dx \right\} \\
&\leq 2 \sum_{i,j=1}^n \left\{ \frac{1}{h_j^2} \int_{\Omega} |\nabla_{jh} u_{ih}|^2 dx \right\} \\
&\leq 4 \left( \sum_{j=1}^n \frac{1}{h_j^2} \right) \|u_h\|^2 = S(h)^2 \|u_h\|^2
\end{aligned} \tag{13.2}$$

## REFERENCES

- [1] R.A. Adams. Compact imbeddings of  $W^{m,p}(\Omega)$ . In S. Eilenberg and H. Bass, editors, *Sobolev Spaces*. Academic Press, New York, 1975.
- [2] W. Au and R. Takei. Image inpainting with the Navier-Stokes equations. Available at Final Report APMA 930 SFU, 2002.
- [3] C. Bardos, J. Linshiz, and E. S. Titi. Global regularity for a Birkhoff-Rott- $\alpha$  approximation of the dynamics of vortex sheets of the 2D Euler equations. ArXiv:0709.4626v1, 2007.
- [4] M. Bertalmio, A. L. Bertozzi, and G. Sapiro. Navier-Stokes, fluid dynamics, and image and video inpainting. *2001 IEEE Computer Society Conference on Computer Vision and Pattern Recognition (CVPR'01)*, 1:35, 2001.
- [5] M. Bertalmio, G. Sapiro, V. Caselles, and C. Ballester. Image inpainting. *International Conference on Computer Graphics and Interactive Techniques*, pages 417–424, 2000.
- [6] C. Cao, D.D. Holm, and E.S. Titi. On the Clark- $\alpha$  model of turbulence: global regularity and long-time dynamics. *Journal of Turbulence*, 6(20):1–11, 2005.
- [7] Y. Cao, E. Lunasin, and E.S. Titi. Global well-posedness of the viscous and inviscid simplified Bardina model. *Communications in Mathematical Sciences*, 4(4):823–848, 2006.
- [8] S. Chen, C. Foias, D.D. Holm, E. Olson, E.S. Titi, and S. Wynne. Camassa–Holm equations as closure model for turbulent channel and pipe flow. *Phys. Rev. Lett.*, 81(24):5338–5341, 1998.
- [9] S. Chen, C. Foias, D.D. Holm, E. Olson, E.S. Titi, and S. Wynne. The Camassa–Holm equations and turbulence. *Phys. D*, 133(1–4):49–65, 1999.
- [10] S. Chen, C. Foias, D.D. Holm, E. Olson, E.S. Titi, and S. Wynne. A connection between the Camassa–Holm equations and turbulent flows in channels and pipes. *Phys. Fluids*, 11(8):2343–2353, 1999.
- [11] S. Chen, D.D. Holm, L.G. Margolin, and R. Zhang. Direct numerical simulation of the Navier–Stokes alpha model. *Phys. D*, 133(1–4):66–83, 1999.
- [12] A. Cheskidov, D.D. Holm, E. Olson, and E.S. Titi. On a Leray- $\alpha$  model of turbulence. *Royal Soc. A, Mathematical, Physical and Engineering Sciences*, 461:629–649, 2005.
- [13] P. Constantin and C. Foias. Existence and uniqueness theorems. In J. Peter May, R. Zimmer, and S. Block, editors, *Navier-Stokes equations*. The University of Chicago Press, Chicago and London, 1988.
- [14] C. Foias, D.D. Holm, and E.S. Titi. The Navier–Stokes-alpha model of fluid turbulence. advances in nonlinear mathematics and science. *Phys. D*, 152/153:505–519, 2001.
- [15] C. Foias, D.D. Holm, and E.S. Titi. The three-dimensional viscous Camassa–Holm equations, and their relation to the Navier–Stokes equations and turbulence theory. *J. Dynam. Differential Equations*, 14:1–35, 2002.

- [16] B. Geurts and D.D. Holm. Fluctuation effects on 3d-Lagrangian mean and Eulerian mean fluid motion. *Phys. D*, 133:215–269, 1999.
- [17] B. Geurts and D.D. Holm. Regularization modeling for large eddy simulation. *Phys. Fluids*, 15:L13–L16, 2003.
- [18] D.D. Holm, J. Marsden, and T. Ratiu. Euler-Poincaré models of ideal fluids with nonlinear dispersion. *Phys. Rev. Lett.*, 80:4173–4176, 1998.
- [19] A. Ilyin, E. Lunasin, and E.S. Titi. A modified-Leray- $\alpha$  subgrid scale model of turbulence. *Nonlinearity*, 19:879–897, 2006.
- [20] V. K. Kalantarov, B. Levant, and E.S. Titi. Gevrey regularity of the global attractor of the 3D Navier-Stokes-Voigt equations. arXiv:0709.3328v1, 2007.
- [21] V.K. Kalantarov and E. S. Titi. Global attractors and estimates of the number of degrees of freedom of determining modes for the 3D Navier-Stokes-Voigt equations. arXiv.0705.3972v1, 2007.
- [22] B. Khouider and E. S. Titi. An inviscid regularization for the surface quasi-geostrophic equation. *Comm. Pure Appl. Math.*, (in press), arXiv:math/0702067v1, 2007.
- [23] W. Layton and R. Lewandowski. On a well-posed turbulence model. *Discrete and Continuous Dyn. Sys. B*, 6:111–128, 2006.
- [24] J. Linshiz and E.S. Titi. Analytical study of certain magnetohydrodynamic-alpha models. *J. Math. Phys.*, 48(6), 2007.
- [25] E. Lunasin, S. Kurien, M.A. Taylor, and E.S. Titi. A study of the Navier-Stokes- $\alpha$  model for two-dimensional turbulence. *Journal of Turbulence*, 8:751–778, 2007.
- [26] E. Lunasin, S. Kurien, and E.S. Titi. Spectral scaling of the leray- $\alpha$  model for two-dimensional turbulence. *Journal of Physics A*.
- [27] K. Mohseni and B. Kosović. Numerical simulations of the Lagrangian averaged Navier-Stokes equations for homogeneous isotropic turbulence. *Phys. Fluids*, 15(2):524–544, 2003.
- [28] E. Olson and E.S. Titi. Viscosity versus vorticity stretching: global well-posedness for a family of Navier-Stokes-alpha-like models. *Nonlinear Anal.*, 66(11):2427–2458, 2007.
- [29] A. P. Oskolkov. The uniqueness and solvability in the large of the boundary value problems for the equations of motion of aqueous solutions of polymers. *Zap. Nauch. Sem. Leningrad. Otdel. Mat. Inst. Steklov (LOMI)*, 38:98–136, 1973.
- [30] A. P. Oskolkov. On the theory of Voigt fluids. *Zap. Nauch. Sem. Leningrad. Otdel. Mat. Inst. Steklov (LOMI)*, 96:233–236, 1980.
- [31] R. Temam. Fluids driven by its boundary. In F. John, J. E. Marsden, and L. Sirovich, editors, *Infinite-dimensional Dynamical Systems in Mechanics and Physics*, chapter 3, pages 116–119. Springer-Verlag, New York, NY, 1988.
- [32] R. Temam. *Navier-Stokes equations: Theory and numerical analysis*. AMS Chelsea Publications, Providence, Rhode Island, 2001. ISBN: 0821827375.
- [33] Y. You, W. Xu, A. Tannenbaum, and M. Kaveh. Behavioral analysis of anisotropic diffusion in image processing. *IEEE Trans. on Image Processing*, 5:1539–1552, 1996.

*E-mail address:* maebrahi@math.ucsd.edu

*E-mail address:* mholst@math.ucsd.edu

*E-mail address:* elunasin@math.ucsd.edu

DEPARTMENT OF MATHEMATICS, UNIVERSITY OF CALIFORNIA SAN DIEGO, LA JOLLA CA 92093