

On Scale Determination in Lattice QCD with Dynamical Quarks

Asit K. De*, A. Harindranath and Jyotirmoy Maiti

Saha Institute of Nuclear Physics, 1/AF Salt Lake, Kolkata 700064, India

E-mail: asitk.de@saha.ac.in, a.harindranath@saha.ac.in, jyotirmoy.maiti@saha.ac.in

Dependence of a/r_c (inverse Sommer parameter in units of lattice spacing a) on am_q (quark mass in lattice unit) has been observed in all lattice QCD simulations with sea quarks including the ones with improved actions. How much of this dependence is a scaling violation has remained an intriguing question. Our approach has been to investigate the issue with an action with known lattice artifacts, i.e., the standard Wilson quark and gauge action with $\beta = 5.6$ and 2 degenerate flavors of sea quarks on $16^3 \times 32$ lattices. In order to study in detail the sea quark mass dependence, measurements are carried out at eight values of the PCAC quark mass values am_q from about 0.07 to below 0.015. Though scaling violations may indeed be present for relatively large am_q , a consistent scenario at sufficiently small am_q seems to emerge in the mass-independent scheme where for a fixed β , $1/r_0$ and $\sqrt{\sigma}$ have linear dependence on m_q as physical effects similar to the quark mass dependence of the rho mass. We present evidence for this scenario and accordingly extract the lattice scale ($a = 0.0805(7)$ fm, $a^{-1} = 2.45(2)$ GeV) by chiral extrapolation to the physical point.

*The XXVI International Symposium on Lattice Field Theory
July 14-19 2008
Williamsburg, Virginia, USA*

*Speaker.

1. Introduction

The Sommer parameter, denoted by r_0 , is not a directly measurable quantity and as such may have uncertainties regarding its value. The method of determination of the lattice scale a using the Sommer parameter may also not be one's favorite way. However, the change of r_0/a with am_q , where m_q is the sea quark mass, in simulations of all formulations (including improved versions) of lattice QCD has intrigued the lattice community for the last decade. Basically two questions appear: a) Is this a cut-off effect or a physical effect? b) How is the lattice scale a to be determined? Related issues are whether the scale a is to be taken as dependent on the quark mass m_q . In that case, how does one chirally extrapolate hadronic quantities like masses given that quark masses are all at different scales? So far there is no theoretical understanding of the issues raised above.

2. Our Simulation

We have used unimproved Wilson gauge and fermion actions with well-known $O(a)$ cut-off effects with 2 degenerate light flavors of sea quark at a fixed gauge coupling given by $\beta = 6/g^2 = 5.6$ on $16^3 32$ lattices. One important feature of our investigation was large number, viz., 8 values of sea quark masses roughly in the range $am_q \sim 0.07 - 0.014$.

At each quark mass, 5000 equilibrated trajectories were generated using the standard HMC algorithm (DDHMC runs are underway on larger volumes). Using highly optimized gaussian smearing at both mesonic source and sink, pion and rho masses and their decay constants were computed [1].

APE smearing was used on the gauge configurations with smearing level up to 40 with $\varepsilon = 2.5$ where $c/4 = 1/(\varepsilon + 4)$ was the coefficient of the staples. Expectation values of Wilson loops $\langle W(R, T) \rangle$ with rectangular extents R and T were then measured up to $T = 16$ and $R = 8\sqrt{3}$. Reasonable plateau was obtained in effective potential versus T plots between $T = 3$ and $T = 5$. The static potential $aV(R)$ was extracted from single exponential fits between $[T_{\min}, T_{\max}] = [3, 4], [3, 5], [4, 5]$ using $\langle W(R, T) \rangle = C(R) \exp[-aV(R)T]$. Optimum smearing level was determined at a given quark mass by observing the ground state overlap $C(R)$ as a function of R (for details see [1, 2]). The optimum smearing level was found to be 30 for the lightest three quark masses and 25 for the rest.

At each β and quark mass, the static potential $aV(R)$ as obtained from the Wilson loops was analyzed with the phenomenologically successful well-known ansatz:

$$aV(R) = aV_0 + a^2 \sigma R - \frac{\alpha}{R} - \delta_{\text{ROT}} \left(\left[\frac{1}{R} \right] - \frac{1}{R} \right) \quad (2.1)$$

where δ_{ROT} is the coefficient of the lattice correction term with

$$\left[\frac{1}{R} \right] = \frac{4\pi}{L^3} \sum_{q_i \neq 0} \frac{\cos(aq_i \cdot R)}{4\sin^2(aq_i/2)} \quad (2.2)$$

being the lattice fourier transform of the gluon propagator.

The first 3 terms of $aV(R)$ in eq. 2.1 above is differentiated to obtain the Sommer parameter: $a/r_c = 1/R_c = a\sigma^{1/2}/\sqrt{(\mathcal{N}_c - \alpha)}$ where $\mathcal{N}_0 = 1.65$ and $\mathcal{N}_1 = 1$ giving rise to the Sommer parameters r_0 and r_1 respectively.

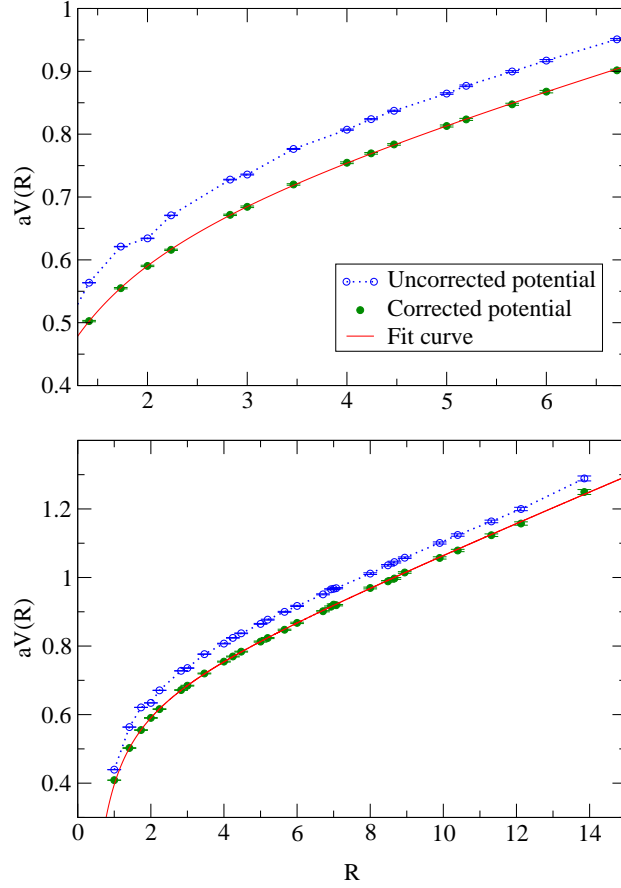


Figure 1: Fits of the static potential at $\kappa = 0.1575$. The top panel shows the fitting range.

3. Numerical Results

A few general observations are noted regarding our fits of the static potential: (i) The difference $([1/R] - 1/R)$ is never negligible on a finite lattice. (ii) α is expected to run with R at these intermediate length scales. (iii) We can only estimate an average α over the values of R where the static potential is fit. (iv) Perturbative running is generally applicable at scales $\gtrsim 2$ GeV which translates into $R \lesssim 1$ in our case.

We want to emphasize the importance of determining α , the coefficient of the $1/R$ (Coulomb) term, origin of which is in the continuum perturbation theory. To determine it reliably, one naturally has to probe the small R region which has the problem of lack of rotational symmetry on the lattice. However, in our case, use of the correction term proportional to δ_{ROT} does the job as exemplified by fig. 1 where the fits describe the corrected data much beyond the fit range. However, to achieve such beautiful fits, one needs to tune all the fit parameters and the smearing level. Signature of good fits is not limited to fig. 1. A good fit should also produce the values of δ_{ROT} close to that of α (unlike the random values as found in [3]) and should show expected behavior of α , e.g., α

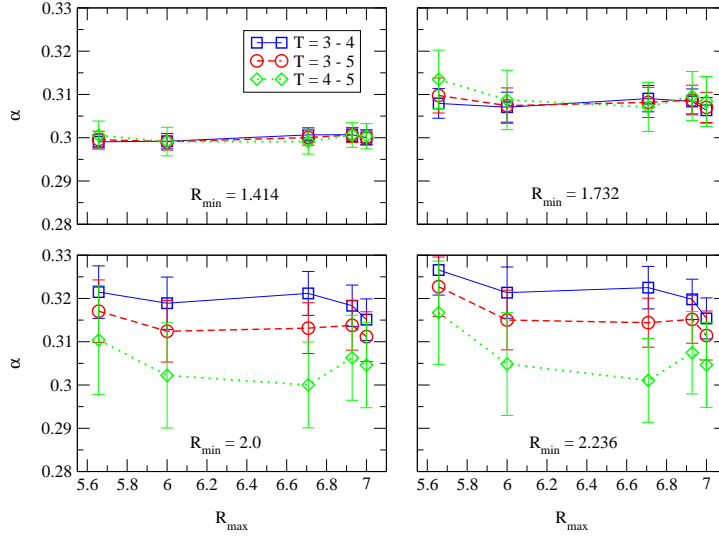


Figure 2: α versus R_{\max} plots at fixed values of R_{\min} and three T ranges for $\kappa = 0.1575$.

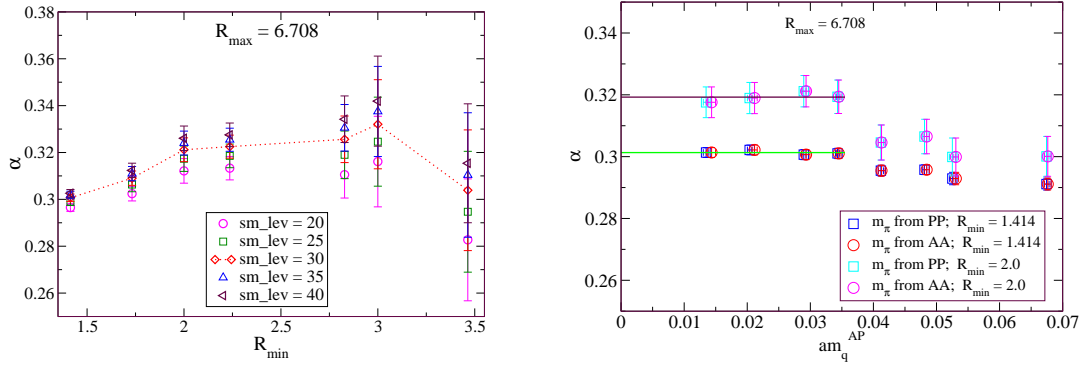


Figure 3: Left: α versus R_{\min} at fixed R_{\max} for different values of the smearing level. Right: α versus am_q at two values of R_{\min}

should increase as R_{\min} increases and also as the smearing level increases (unlike wrong behavior as found in fig. 22 in [4]).

The above checks on the determination of α is crucial to our observation and inference. At Wilson hopping parameter $\kappa = 0.1575$ ($am_q \approx 0.03$), Fig. 2 shows that α is relatively insensitive to change of R_{\max} , however, the range $[T_{\min}, T_{\max}] = [3, 4]$ and $R_{\min} = \sqrt{2}$ produces the most accurate determination of α .

At the same κ , the left panel of fig. 3 shows the behavior of α versus R_{\min} at various values of the smearing level and it exhibits the expected dependence on R_{\min} and the smearing level.

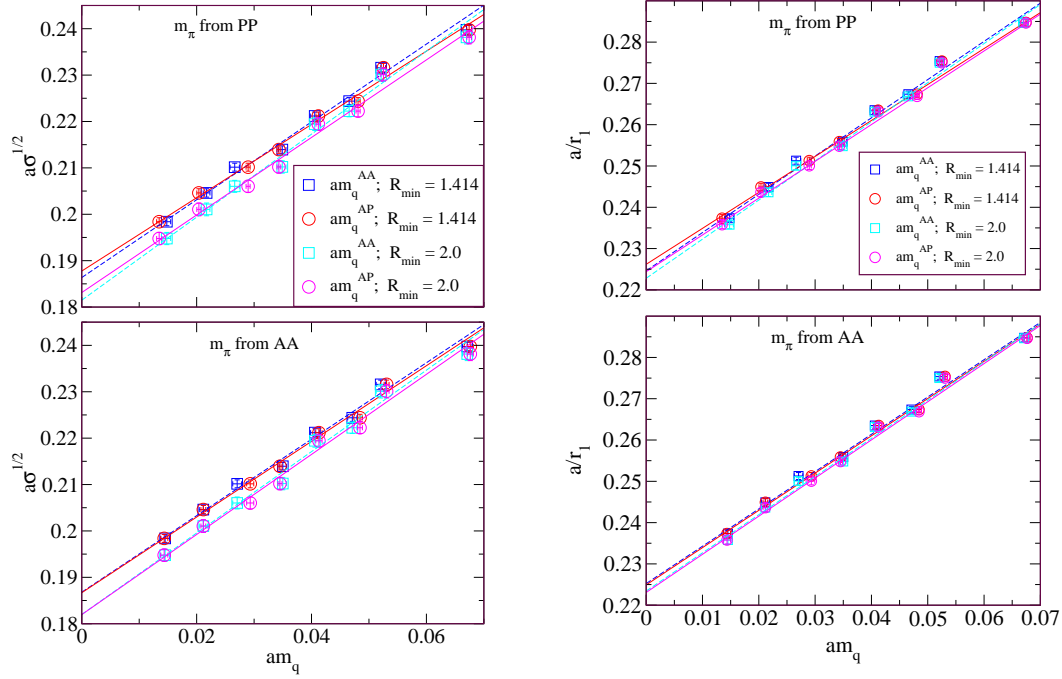


Figure 4: $a\sigma^{1/2}$ and a/r_1 versus am_q for two different values of R_{\min}

It also shows that the most precise value of α is obtained at the smallest $R_{\min} = \sqrt{2}$ and α is determined progressively imprecisely as R_{\min} increases and beyond $R_{\min} = 2$ because of imprecise determination α does not grow with R_{\min} .

The right panel of fig. 3 shows for a given $R_{\max} = 6.708$ and $\kappa = 0.1575$ that α is weakly dependent on am_q for two values of $R_{\min} = \sqrt{2}, 2$. In particular, this dimensionless coefficient does not significantly depend on am_q for small enough $am_q \lesssim 0.035$.

In fig. 4 we show that for $am_q \lesssim 0.035$, both $a\sigma^{1/2}$ (left panel) and a/r_1 (right panel) (and naturally also a/r_0 , although the plot is not shown here) can be fit linearly with am_q :

$$a\sigma^{1/2} = C_1 + C_2 am_q \quad (3.1)$$

$$a/r_c = A_c + B_c am_q \quad (3.2)$$

We also note that fig. 4 shows data for two values of R_{\min} used in previous figures. Qualitative conclusions about independence of α and linear dependence of $a\sigma^{1/2}$ and a/r_c on am_q for $am_q \lesssim 0.035$ does *not* depend on the choice of R_{\min} as long as R_{\min} is small enough (obviously the data, especially α , is more accurate for smaller R_{\min}). In fact, the above qualitative conclusions do not depend on the choice of the values of the fitting parameters or the smearing level as long as they remain sensible. In addition, we observe from the right panel of fig. 4 that although the individual values of α and $a\sigma^{1/2}$ depend on the choice of R_{\min} , the value of a/r_c at all am_q is relatively insensitive to it. For our final analysis, we take $[T_{\min}, T_{\max}] = [3, 4]$, $[R_{\min}, R_{\max}] = [\sqrt{2}, 3\sqrt{5}]$ and APE smearing level is 30 for the lightest 3 quark masses and 25 for the rest of the quark masses.

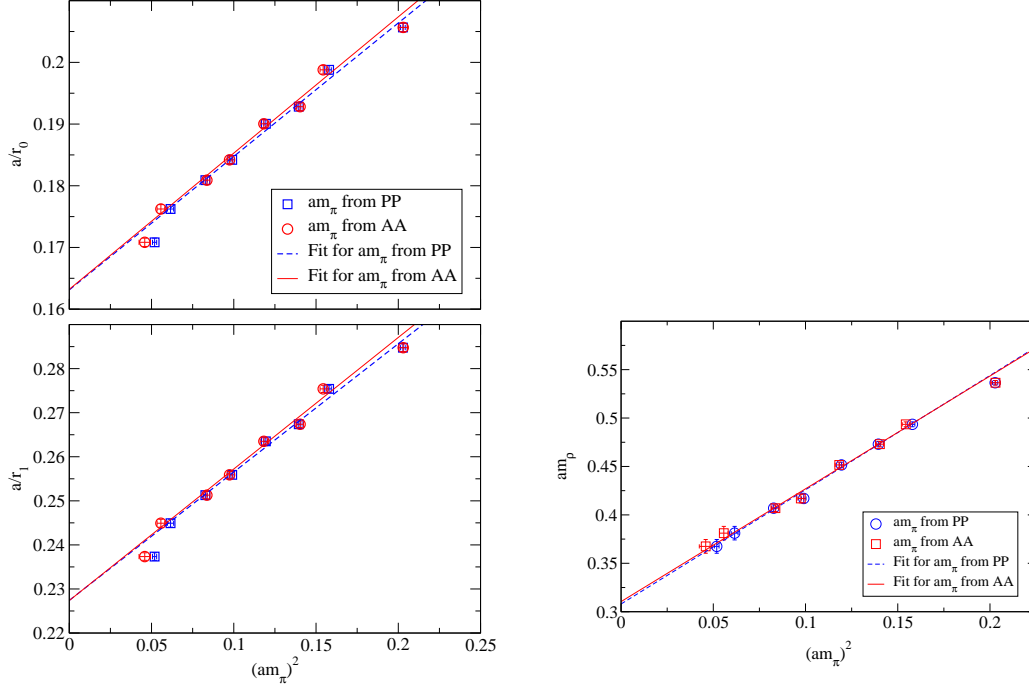


Figure 5: Linear chiral extrapolation of a/r_c and am_ρ with $(am_\pi)^2$

Using the value of the lattice spacing (determined later) the smallest quark mass in use here is about 30 - 35 MeV and $am_q \lesssim 0.035$ roughly translates into $m_q \lesssim 85$ MeV at this $\beta (= 5.6)$. Some of our smaller quark masses including the smallest one can be compared with values obtained with the same Wilson lattice QCD action parameters [5, 6] but at larger lattice volumes and this comparison shows that our quark masses do not have any significant finite size (FS) effects. Our values of a/r_0 also are not expected to have any FS effect because the fitting range in R and the value r_0 or r_1 are well within the physical linear dimension of our lattice.

Our quark masses are determined using PCAC and absence of FS effect on our quark masses establishes that PCAC is well satisfied on the lattice. The PCAC on the lattice differs from that in the continuum by $O(a)$. FS effect, if any, also enters through this $O(a)$ term. As a result, absence of FS effect is also an indirect indication of absence of scaling violations or cut-off effects.

4. Interpretation of the Results

Our numerical observation at fixed β of am_q -independence of the dimensionless coefficient α is interpreted as a signal for negligible cut-off effect in α for small enough am_q . At fixed β , the observed linear dependence of $a\sigma^{1/2}$ and a/r_c on am_q for $am_q \lesssim 0.035$ is then interpreted as a *physical dependence* of $\sigma^{1/2}$ and $1/r_c$ on m_q :

$$\sigma^{1/2} = \mathcal{C}_1 + C_2 m_q \quad \text{with } C_1 = a\mathcal{C}_1 \quad (4.1)$$

$$1/r_c = \mathcal{A}_c + B_c m_q \quad \text{with } A_c = a\mathcal{A}_c \quad (4.2)$$

In other words, for small enough am_q , the cut-off dependence is negligible, a mass-independent scale-setting scheme at fixed β is implied, i.e., the lattice spacing a is fixed at a fixed β , and the physical dependence of $\sigma^{1/2}$ and $1/r_c$ on m_q allows for a chiral extrapolation.

Although absence of scaling violations cannot be solidly established unless one has data for different β , the issue is that one still needs to set a scale at a fixed β and unless one has a criterion for getting rid of possible scaling violations, how is one ever going to achieve it and without that how would one do chiral extrapolation of hadronic observables? If any mass-independent scaling violations are present, that should then also invalidate all chiral extrapolations done to date on hadronic observables. One hopes, consistent with notions of universality, that at large enough β (i.e., small enough lattice spacing a) and small enough quark mass m_q , all valid formulations of lattice QCD should reach a regime where all cut-off effects are negligible.

The left panel of fig. 5 then shows a linear chiral extrapolation of a/r_c in $(am_\pi)^2$. The lattice spacing at the physical point is then extracted by solving a quadratic equation in the lattice spacing, along the lines of [2] (for details, see [7]). Our best determination of the lattice spacing is $a = 0.0805(7)$ fm or $a^{-1} = 2.45(2)$ GeV with $r_0 = 0.49$ fm put in. This determination tallies very well with an independent hadronic determination of the lattice spacing through a linear chiral extrapolation of am_ρ with $(am_\pi)^2$ (shown in the right panel of fig. 5). The hadronic determination is less accurate and yields $a = 0.0800(20)$ fm, i.e., $a^{-1} = 2.47(6)$ GeV.

Details of this work can be found in [7].

Numerical calculations are carried out on a Cray XD1 (120 AMD Opteron@2.2GHz) supported by the 10th and 11th Five Year Plan Projects of the Theory Division, SINP under the DAE, Govt. of India. This work was in part based on the MILC collaboration's public lattice gauge theory code. See <http://physics.utah.edu/~dtar/milc.html>.

References

- [1] A. K. De, A. Harindranath and J. Maiti, *Investigation of Lattice QCD with Wilson fermions with Gaussian Smearing*, arXiv:0712.4354 [hep-lat].
- [2] G. S. Bali, Bram Bolder, Norbert Eicker, Thomas Lippert, Boris Orth, Peer Ueberholz, Klaus Schilling, Thorsten Struckmann [T χ L Collaboration], Phys. Rev. D **62**, 054503 (2000) [arXiv:hep-lat/0003012].
- [3] D. Bećirević, B. Blossier, Ph. Boucaud, V. Giménez, V. Lubicz, F. Mescia, S. Simula and G. Tarantino, Nucl. Phys. B **734**, 138 (2006) [arXiv:hep-lat/0510014].
- [4] S. Aoki et al. [JLQCD Collaboration], *Two-flavor QCD simulation with exact chiral symmetry* arXiv:0803.3197v2[hep-lat].
- [5] L. Del Debbio, L. Giusti, M. Luscher, R. Petronzio and N. Tantalo, JHEP **0702**, 056 (2007).
- [6] B. Orth, T. Lippert and K. Schilling, Phys. Rev. D **72**, 014503 (2005) [arXiv:hep-lat/0503016].
- [7] A. K. De, A. Harindranath and J. Maiti, *On Scale Determination in Lattice QCD with Dynamical Quarks*, arXiv:0803.1281[hep-lat].